

# Cross Section Predictions of W ( $W \rightarrow \ell^\pm \nu$ ) and Z ( $Z \rightarrow \ell^+ \ell^-$ ) Bosons in Association with Jets in pp Collisions

Kamuran Dilsiz<sup>a,c,\*</sup>, Emrah Tiras<sup>b,c</sup>

<sup>a</sup>*Department of Physics, Bingol University, Bingol 12000, Turkey*

<sup>b</sup>*Department of Physics and Astronomy, Iowa State University, IA 50011, USA*

<sup>c</sup>*Department of Physics and Astronomy, University of Iowa, IA 52242, USA*

---

## Abstract

Cross section predictions of W and Z bosons in association with jets (up to 6 jets,  $W \rightarrow \ell^\pm \nu$  and  $Z \rightarrow \ell^\pm$  where  $\ell^\pm = e^\pm$  or  $\mu^\pm$ ) in proton-proton collisions at  $\sqrt{s}=14$  TeV is performed using Alpgen MC generator with CTEQ6L1 leading order parton distribution function. In addition, W and Z boson cross sections are obtained up to next to next to leading order (NNLO) QCD corrections using MCFM MC generator. To validate the predictions, a detailed comparison of NNLO QCD calculations with 8 TeV CMS results for total cross section is performed and a fiducial region is further defined to make a comparison of predictions with 7 TeV and 13 TeV ATLAS results.

---

## 1. Introduction

The Large Hadron Collider (LHC), the most powerful particle physics accelerator ever built, has a crucial role in the discovery of new particles and in testing predictions of new physics models. It was started to run in 2010 at a center-of-mass energy of 7 TeV and it was powered up to 8 TeV in 2012 and 13 TeV in 2015. It will be ramped up to its design collision energy of 14 TeV during Run3, which will start in 2021. The more detailed information about the LHC schedule and its physics goals can be found at CERN's website [1]. Studies on W and Z boson productions are among the most important subjects for hard scattering processes at hadronic collisions [2]. Both of the bosons were discovered at Super Proton Synchrotron in 1983 [3] [4]. As can be seen in the W and Z production diagrams in Figure 1, the leading order processes for W and Z are mainly from  $q\bar{q}$  ( $u\bar{d} \rightarrow W^+$ ,  $\bar{d}u \rightarrow W^-$  and  $q\bar{q} \rightarrow Z$  where  $q\bar{q}$  is  $u\bar{u}$ ,  $d\bar{d}$ ,  $s\bar{s}$  and  $c\bar{c}$ ).

---

\*Corresponding author

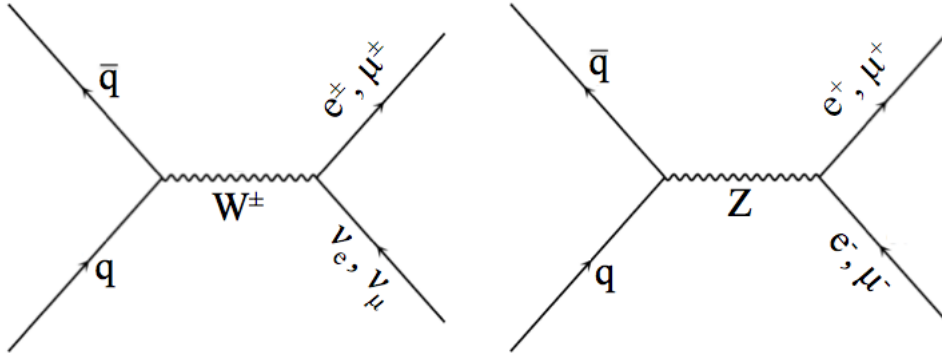


Figure 1: Leading order diagrams for inclusive  $W^\pm$  (on the left) and  $Z$  boson (on the right).

QCD predictions play an important role to determine the cross section of a particle. Developed QCD prediction tools such as MCFM [5], DYNNLO [6] and FEWZ [7] are used to compare experimental results with the theoretical predictions for  $W$  and  $Z$  bosons. The developed parton distribution functions (PDFs) such as MCTW [8], CTEQ [9] [10] and NNPDF [11] [12] are used to determine the numerical values of the QCD cross section for NLO and NNLO accuracy [13]. The measured cross section results by CMS collaboration at  $\sqrt{s} = 8$  TeV proton-proton (pp) collisions at LHC show that NNLO predicted cross sections of  $W$  and  $Z$  bosons agree with the data collected by CMS detector [13].

Theoretical predictions of  $W$  and  $Z$  bosons are available up to NNLO accuracy for perturbative QCD (pQCD) [14] [15]. A weak boson cross section in a pp collision is defined as shown in Equation 1 [15]. In this study, the cross section predictions of  $W^\pm \rightarrow \ell^\pm \nu$  and  $Z \rightarrow \ell^+ \ell^-$  events in pp collision are presented for the energies  $\sqrt{s} = 7, 8, 13$  and  $14$  TeV. Numerical values of predictions are obtained using MCFM-8.0 Monte Carlo generator program [5].

$$\sigma(pp \rightarrow X) = \sum_{i,j} \int \int dx_1 dx_2 f_i(x_1, \mu_F) f_j(x_2, \mu_F) \hat{\sigma}_{i,j}(x_1 x_2 s, \mu_R) \quad (1)$$

where:

- $i, j$ : incoming partons with the momentum fraction  $x_{i,j}$ .
- $f_{i,j}(x_{1,2})$ : Parton distribution function (PDF).
- $\hat{\sigma}_{i,j}$ : Partonic cross section.

In addition to the cross section calculation of  $W$  and  $Z$  bosons, we have also investigated the cross sections of these vector bosons in association with jets. For this prediction, we have used Alpgen [16] MC generator which is known as a common generator used for cross section predictions of  $W/Z$  +jets at collider experiments. The cross section predictions of  $W/Z$  bosons in association with jets (up to 6 jets) is investigated at the energies of  $\sqrt{s} = 7, 8, 13$  and  $14$  TeV and the results are compared with available experimental results;  $\sqrt{s} = 7$  and  $13$  TeV results by ATLAS collaboration.

## 2. Cross Section Predictions of W/Z at LHC

Inclusive W and Z bosons production cross section studies are among the most important subjects of hard scattering processes at hadron colliders [17]. Theoretical predictions of these vector bosons are available up to NNLO accuracy [18] [19]. The cross sections of W and Z bosons have been measured previously by CMS and ATLAS collaborations. So far, CMS has published cross section results for both center-of-mass energy of  $\sqrt{s} = 7$  TeV [20] and 8 TeV [13] and ATLAS has published results only for  $\sqrt{s} = 7$  TeV [21].

In this study, the cross section times branching fraction of W and Z bosons is estimated at  $\sqrt{s} = 14$  TeV in pp collision. The selection criteria on di-lepton invariant mass, transverse momentum and pseudorapidity are as following  $71 < m_{\ell\ell} < 111$  GeV ,  $p_T^\ell > 25$  GeV and  $|\eta^\ell| < 2.5$ . Predicted results are found using MCFM-8.0 MC generator up to NNLO corrections with CT14.NN PDF [22]. The corresponding value of  $\alpha_s = 0.118$  is selected for both Z and W bosons with their corresponding masses of  $M_Z = 91.1876$  and  $M_W = 80.385$ . The renormalization ( $\mu_R$ ) and factorization ( $\mu_F$ ) scales are selected as  $\mu_R = \mu_F = \mu$  where  $\mu = M_Z$  ( $\mu = M_W$ ) for Z(W) boson.

We run a justification step to verify our total cross section and fiducial cross section results predicted by MCFM-8.0 MC generator. In the first step, we have compared 8 TeV MCFM total cross section results with 8 TeV measured results by the CMS collaboration [13]. Table 1 shows our predictions and CMS results at  $\sqrt{s} = 8$  TeV for  $W^+$ ,  $W^-$ , W and Z. Here, the cross section of Z has been calculated within an invariant mass window of  $60 < m_{\ell\ell} < 120$  GeV but no such selection has been applied to W. The predicted results are only 0.4% (min)-2.6% (max) different than the measured results without including the errors. When the statistical uncertainty for the results are taken into account, the predicted results match well together with the measured results by the CMS.

After the justification of the predicted total cross section results, we have produced W and Z events at center-of-mass energies of  $\sqrt{s} = 7, 8, 13$  and 14 TeV in pp collisions up to NNLO corrections. This time the cross section of Z is calculated within the invariant mass window of  $71 < m_{\ell\ell} < 111$  GeV to be consistent with the mass window used in the following fiducial cross section calculations. Table 2 shows these results in various energies in pp collisions.

Table 1: MCFM NNLO QCD predictions for total cross section and measured CMS cross section results at  $\sqrt{s} = 8$  TeV. All numbers are in units of nb. Here, the cross section of Z has been calculated within an invariant mass window of  $60 < m_{\ell\ell} < 120$  GeV.

	MCFM-NNLO CT14.NN PDF	CMS
$W^+$	$6.98 \pm 0.38$ (stat.)	$7.11 \pm 0.03$ (stat.) $\pm 0.14$ (syst.) $\pm 0.18$ (lumi.)
$W^-$	$5.18 \pm 0.20$ (stat.)	$5.09 \pm 0.02$ (stat.) $\pm 0.11$ (syst.) $\pm 0.13$ (lumi.)
W	$12.16 \pm 0.58$ (stat.)	$12.21 \pm 0.03$ (stat.) $\pm 0.24$ (syst.) $\pm 0.32$ (lumi.)
Z	$1.12 \pm 0.02$ (stat.)	$1.15 \pm 0.01$ (stat.) $\pm 0.02$ (syst.) $\pm 0.03$ (lumi.)

Table 2: Total cross section predictions at various center-of-mass energies in pp collisions. All numbers are in units of pb. Here, the cross section of Z has been calculated within an invariant mass window of  $71 < m_{\ell\ell} < 111$  GeV.

	$\sqrt{s}$	LO	NLO	NNLO
W	7 TeV	8503.13±7.94 (stat.)	9923.88±9.66 (stat.)	10477.23±382.91 (stat.)
	8 TeV	9879.64±9.09 (stat.)	11497.96±11.08 (stat.)	12163.21±580.77 (stat.)
	13 TeV	16713.56±14.37 (stat.)	19276.98±18.18 (stat.)	20228.59±883.08 (stat.)
	14 TeV	18065.22±15.36 (stat.)	20810.57±19.59 (stat.)	23619.81±895.03 (stat.)
Z	7 TeV	811.15±0.29 (stat.)	952.12±0.43 (stat.)	972.71±17.40 (stat.)
	8 TeV	948.45±0.34 (stat.)	1097.89±0.52 (stat.)	1127.34±20.63 (stat.)
	13 TeV	1638.60±0.56 (stat.)	1876.53±1.01 (stat.)	1979.89±42.95 (stat.)
	14 TeV	1776.45±0.60 (stat.)	2031.44±1.12 (stat.)	2226.54±49.88 (stat.)

In the second step, we have compared the predicted (MCFM) NNLO fiducial cross section results of W and Z at the center-of-mass energy of  $\sqrt{s} = 7$  TeV and  $\sqrt{s} = 13$  TeV respectively with the fiducial cross section results measured by ATLAS collaboration at the same energies. Here, we have limited our comparison studies with only published ATLAS and CMS results. For this study, a fiducial region is defined to be consistent with the fiducial regions in the ATLAS results at  $\sqrt{s} = 7$  TeV [23] and  $\sqrt{s} = 13$  TeV [24]. The selections for this region are  $71 < m_{\ell\ell} < 111$  GeV,  $p_T^\ell > 25$  GeV and  $|\eta^\ell| < 2.5$  for Z and  $p_T^\ell > 25$  GeV,  $|\eta^\ell| < 2.5$  and  $m_T > 40$  for W. Here,  $m_{\ell\ell}$  is invariant mass of di-lepton,  $p_T^\ell$  is lepton transverse momentum,  $|\eta^\ell|$  is lepton pseudorapidity and  $m_T$  is transverse mass.

Table 3 shows NNLO-QCD predictions and experimental results by ATLAS collaboration for W and Z bosons at  $\sqrt{s} = 7$  TeV and  $\sqrt{s} = 13$  TeV, respectively. As can be seen, the predicted results are only 0.2% and 0.8% different than the measured results without the errors. The predicted results with the statistical uncertainties are well agreed with the measured results.

After the justification of these results, we have produced W and Z events at center-of-mass energies of  $\sqrt{s} = 7$  TeV, 8 TeV, 13 TeV and 14 TeV in pp collisions up to NNLO corrections including NLO and LO corrections. For this study, we stick with the same fiducial volume defined by ATLAS collaboration and also the same selection criteria mentioned above. Table 4 shows the LO, NLO and NNLO QCD predictions of W and Z bosons at different center-of-mass energies in pp collisions.

As a result, total (fiducial) NNLO cross section of W and Z bosons at  $\sqrt{s} = 14$  TeV are predicted to be 23619.81±895.03 (7466.89±340.59) pb for W and 2226.54±49.88 (804.21±14.06) pb for Z boson.

Table 3: MCFM-NNLO QCD predicted fiducial cross section results and the measured fiducial cross section results by ATLAS collaboration at  $\sqrt{s}=13$  TeV for Z and at  $\sqrt{s}=7$  TeV for W boson. All numbers are in units of pb.

	MCFM-NNLO	ATLAS
Z	746.26±14.94 (stat.)	740 ± 1 (stat.) ± 23 (syst.) ± 16 (lumi.)
W	4350.85±154.59 (stat.)	4343 ± 1 (stat.) ± 60 (syst.) ± 81 (lumi.)

Table 4: MCFM QCD fiducial cross section predictions of W and Z bosons at various center-of-mass energies in pp collisions. All numbers are in units of pb.

	$\sqrt{s}$	LO	NLO	NNLO
W	7 TeV	3832.32±5.94 (stat.)	4156.81±7.42 (stat.)	4350.85±154.59 (stat.)
	8 TeV	4317.03±6.88 (stat.)	4652.63±8.61 (stat.)	4954.69±82.72 (stat.)
	13 TeV	6572.43±10.13 (stat.)	6940.79±13.65 (stat.)	7072.29±266.03 (stat.)
	14 TeV	6994.20±11.24 (stat.)	7358.36±14.94 (stat.)	7466.89±340.59 (stat.)
Z	7 TeV	398.60±0.49 (stat.)	431.28±0.59 (stat.)	431.80±7.45 (stat.)
	8 TeV	451.63±0.56 (stat.)	485.66±0.69 (stat.)	481.54±9.29 (stat.)
	13 TeV	704.47±0.91 (stat.)	743.96±1.11 (stat.)	746.26±14.94 (stat.)
	14 TeV	752.92±0.97 (stat.)	791.81±1.23 (stat.)	804.21±14.06 (stat.)

### 3. Cross Section Predictions of W/Z + Jets at LHC

W/Z+jets events play an important role for physics studies at LHC. It is crucial for physics studies in the Standard Model (SM) because it is one of the backgrounds for Higgs production. On the other hand, it is crucial for physics studies beyond the SM because it provides background for dark matter and SUSY particles. In addition to those, it also leads to extraction of gluon distribution functions and jet energy scale calibration [26].

Previous experiments such as CDF [27] and D0 [28] at Tevatron measured W/Z+jets cross section at  $\sqrt{s} = 1.96$  TeV and current LHC experiments, CMS [29] and ATLAS [30] collaborations measured W/Z+jets cross section at  $\sqrt{s}=7$  TeV [30] [31], 8 TeV [32] [33] and 13 TeV [24].

In this section, we begin again with the verification of the cross section predictions of W/Z+jets up to 2 jets at LO and NLO. The LO results are generated using Alpgen MC generator [16], which employs leading order matrix elements. Figure 2 shows some possible leading order feynman diagrams for Z+1 jet and  $W^\pm + 1$  jet interactions. As can be seen, a single boson (W or Z) and a parton (jet) are produced while quarks exchange. The NLO results are generated using MCFM MC [5] and both results are compared with the published results by ATLAS collaboration for W+jets and Z+jets (up to 2 jets) at  $\sqrt{s} = 7$  TeV and  $\sqrt{s} = 13$  TeV, respectively. The same selection criteria is defined to be consistent with ATLAS results [23] [24].

A common leading order PDF, CTEQ6L1 [25] in the Alpgen MC is used. For the fiducial phase-space of this study a factorization and renormalization scale of  $\sqrt{m_{\ell\ell}^2 + \sum(p_T^{jet})^2}$  is

used for Z+jets. Here,  $m_{\ell\ell}$  is invariant mass of dilepton and  $p_T^{jet}$  is transverse momentum of jets. The renormalization and factorization scales are modified by a factor of 4 to be consistent with ATLAS Z+jets results. For W+jets, a factorization and renormalization scale of  $\sqrt{m_W^2 + \sum(p_T^{jet})^2}$  is used. Here,  $m_W$  is invariant mass of W boson and  $p_T^{jet}$  is transverse momentum of jets. We have modified factorization and renormalization scales by a factor of 2 to be consistent with ATLAS W+jets results.

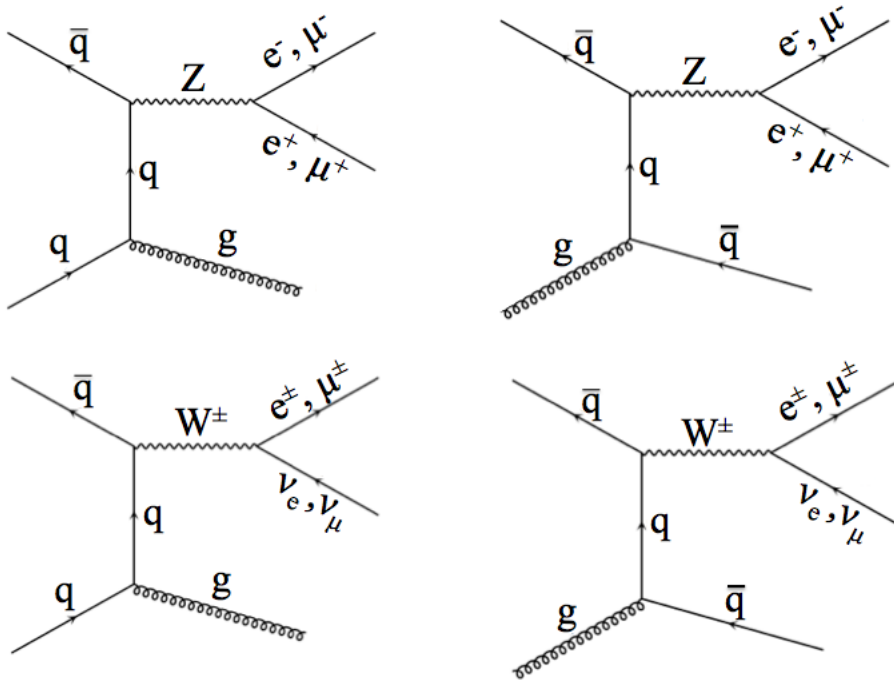


Figure 2: Some possible leading order feynman diagrams for Z+1 jet (top) and  $W^\pm + 1$  jet (bottom) interactions.

Also, we include W/Z+1 jet and W/Z + 2 jets NLO predictions using MCFM MC generator in addition to Alpgen MC generator. MCFM MC generator can only estimate W/Z+jets events up to 2 jets at NLO. Because of this, we prefer Alpgen to calculate the cross section predictions up to 6 jets after the justification study. However, it is also helpful to compare MCFM W/Z+ 1 jet and W/Z + 2jets NLO cross section predictions with the experimental results. Factorization and renormalization scales in MCFM MC generator are defined differently from the Alpgen MC generator. The renormalization ( $\mu_R$ ) and factorization ( $\mu_F$ ) scales are selected as  $\mu_R = \mu_F = \mu$  where  $\mu = M_Z$  (for Z boson) and  $\mu = M_W$  (for W boson) in MCFM MC generator. The comparison of these generators can give us an information about the effect of this selection on the cross section predictions.

The same selection criteria on the leptons and jets, summarized in Table 5, have been applied for both Alpgen and MCFM MC generators. This selection criteria has been defined same as ATLAS criteria for W+jets [23] and Z+jets [24]. Table 6 shows predicted results by

AlpGen and MCFM MC generators and measured results by ATLAS collaboration. As can be seen, AlpGen, MCFM and ATLAS results are close to each other and most of the results are same within the statistical uncertainty.

Table 5: Selection criteria on leptons and jets. Selections are defined same as ATLAS selection criteria for W and Z bosons in association with jets.

Z+jets	Lepton	$p_T > 25$ GeV $ \eta  < 2.5$ $71 < m_{\ell\ell} < 111$ GeV	$\Delta R(l-j) > 0.4$
	Jet	$p_T > 30$ GeV $ \eta  < 2.5$ anti- $k_T$ R=0.4	
W+jets	Lepton	$p_T > 25$ GeV $ \eta  < 2.5$	$\Delta R(l-j) > 0.5$ $E_T^{miss} > 25$ GeV $m_T > 40$
	Jet	$p_T > 30$ GeV $ \eta  < 4.4$ anti- $k_T$ R=0.4	

Table 6: AlpGen and MCFM fiducial cross section predictions and measured ATLAS fiducial cross section results at  $\sqrt{s} = 13$  TeV for Z boson and at  $\sqrt{s} = 7$  TeV for W boson . All numbers are in units of pb.

	AlpGen	MCFM	ATLAS
W+0 jet	$4219.32 \pm 6.58(\text{stat.})$	$4350.85 \pm 154.59(\text{stat.})$	$4343 \pm 1$ (stat.) $\pm 60$ (syst.) $\pm 81$ (lumi.)
W+1 jet	$413.83 \pm 2.21(\text{stat.})$	$403 \pm 1.82(\text{stat.})$	$380.7 \pm 0.5$ (stat.) $\pm 32$ (syst.) $\pm 7.3$ (lumi.)
W+2 jets	$134.58 \pm 2.83(\text{stat.})$	$100.6 \pm 2.14(\text{stat.})$	$89.63 \pm 0.16$ (stat.) $\pm 8.7$ (syst.) $\pm 1.79$ (lumi.)
Z+0 jet	$740.95 \pm 5.07(\text{stat.})$	$746.26 \pm 14.94(\text{stat.})$	$740 \pm 1$ (stat.) $\pm 23$ (syst.) $\pm 16$ (lumi.)
Z+1 jet	$97.09 \pm 1.36(\text{stat.})$	$117.78 \pm 0.43(\text{stat.})$	$116 \pm 0.3$ (stat.) $\pm 9.7$ (syst.) $\pm 2.5$ (lumi.)
Z+ 2 jets	$30.23 \pm 1.94(\text{stat.})$	$28.98 \pm 0.48(\text{stat.})$	$27 \pm 0.1$ (stat.) $\pm 2.8$ (syst.) $\pm 0.6$ (lumi.)

As a separate study, we have predicted the cross section of W/Z+jets (up to 6 jets) at the center-of-mass energy of 7, 8, 13 and 14 TeV using AlpGen MC generator. To verify the accuracy of our selections and settings in the AlpGen MC, we began with generating W+jets events at  $\sqrt{s} = 7$  TeV and Z+jets events at  $\sqrt{s} = 13$  TeV, and compared those results with the available measured results at corresponding center-of-mass energies by ATLAS collaboration. Figure 3 shows the comparison plots of the cross sections for both W+jets at  $\sqrt{s} = 7$  TeV and Z+jets at  $\sqrt{s} = 13$  TeV events. The numerical results of the predicted cross sections and measured cross sections by ATLAS collaboration can be found in Tables 7 for Z+jets events and in 8 for W+jets events. The predicted results are not perfectly consistent with the experimental results; however, when we consider the systematical errors (5-10%) along with the statistical errors on the experimental results, our predicted results match well with the experimental results.

After this first step, we have generated W/Z+jets (up to 6 jets) events with AlpGen in various energies including  $\sqrt{s} = 14$  TeV, which will be the next collision energy at LHC

and the highest center-of-mass energy in pp collisions. Figure 4 shows W/Z + jets cross section results at  $\sqrt{s} = 7, 8, 13, 14$  TeV and Tables 9 and 10 shows the numerical results for Z+jets and W+jets events, respectively. As expected the cross section results shows that the probability of finding W/Z+n jets events in pp collisions is decreasing when the n is increasing. The comparison of the cross section results of W/Z+jets events at  $\sqrt{s} = 13$  TeV and  $\sqrt{s} = 14$  TeV shows us that we should have around 10% more W/Z+jets events at  $\sqrt{s} = 14$  TeV at the LHC. That means we should have more background events to study more detailed hard scattering processes at the LHC.

Table 7: Numerical cross section comparison of Alpgen prediction results and ATLAS measured results for Z+jets. All numbers are in units of pb and both Alpgen and ATLAS results are at  $\sqrt{s} = 13$  TeV.

Jet Multiplicity	Alpgen	ATLAS
0	$740.95 \pm 5.07(\text{stat.})$	$740 \pm 1(\text{stat.}) \pm 23(\text{syst.}) \pm 16(\text{lumi.})$
1	$97.09 \pm 1.36(\text{stat.})$	$116 \pm 0.3(\text{stat.}) \pm 9.7(\text{syst.}) \pm 2.5(\text{lumi.})$
2	$30.23 \pm 1.94(\text{stat.})$	$27 \pm 0.1(\text{stat.}) \pm 2.8(\text{syst.}) \pm 0.6(\text{lumi.})$
3	$5.74 \pm 0.75(\text{stat.})$	$6.20 \pm 0.04(\text{stat.}) \pm 0.82(\text{syst.}) \pm 0.14(\text{lumi.})$
4	$1.81 \pm 0.32(\text{stat.})$	$1.48 \pm 0.02(\text{stat.}) \pm 0.23(\text{syst.}) \pm 0.04(\text{lumi.})$
5	$0.29 \pm 0.05(\text{stat.})$	$0.36 \pm 0.01(\text{stat.}) \pm 0.07(\text{syst.}) \pm 0.01(\text{lumi.})$
6	$0.10 \pm 0.03(\text{stat.})$	$0.079 \pm 0.004(\text{stat.}) \pm 0.018(\text{syst.}) \pm 0.002(\text{lumi.})$

Table 8: Numerical cross section comparison of Alpgen prediction results and ATLAS measured results for W+jets. All numbers are in units of pb and both Alpgen and ATLAS results are at  $\sqrt{s} = 7$  TeV.

Jet Multiplicity	Alpgen	ATLAS
0	$4219.32 \pm 6.58(\text{stat.})$	$4343 \pm 1(\text{stat.}) \pm 60(\text{syst.}) \pm 81(\text{lumi.})$
1	$413.83 \pm 2.21(\text{stat.})$	$380.7 \pm 0.5(\text{stat.}) \pm 32(\text{syst.}) \pm 7.3(\text{lumi.})$
2	$134.58 \pm 2.83(\text{stat.})$	$89.63 \pm 0.16(\text{stat.}) \pm 8.7(\text{syst.}) \pm 1.79(\text{lumi.})$
3	$30.32 \pm 2.84(\text{stat.})$	$17.55 \pm 0.09(\text{stat.}) \pm 2.3(\text{syst.}) \pm 0.37(\text{lumi.})$
4	$4.78 \pm 0.54(\text{stat.})$	$3.374 \pm 0.048(\text{stat.}) \pm 0.61(\text{syst.}) \pm 0.075(\text{lumi.})$
5	$0.51 \pm 0.17(\text{stat.})$	$0.685 \pm 0.027(\text{stat.}) \pm 0.20(\text{syst.}) \pm 0.016(\text{lumi.})$
6	$0.07 \pm 0.02(\text{stat.})$	$0.160 \pm 0.018(\text{stat.}) \pm 0.09(\text{syst.}) \pm 0.004(\text{lumi.})$



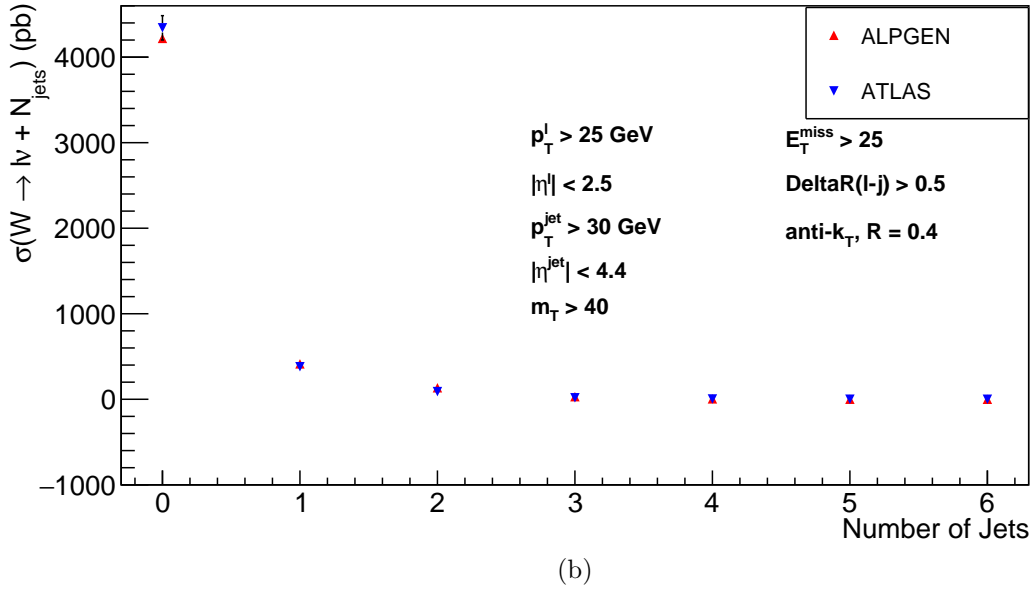
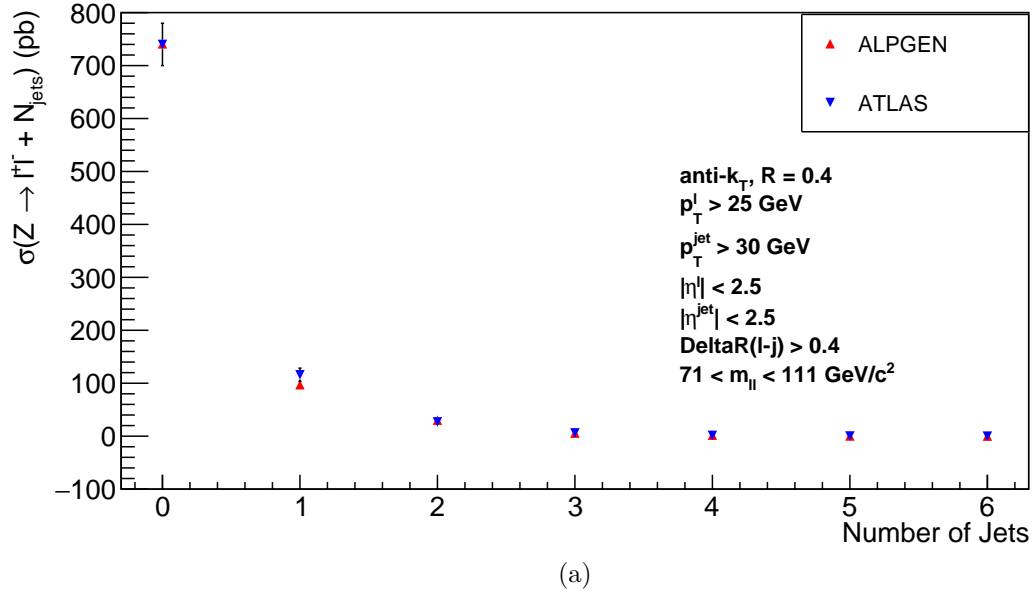
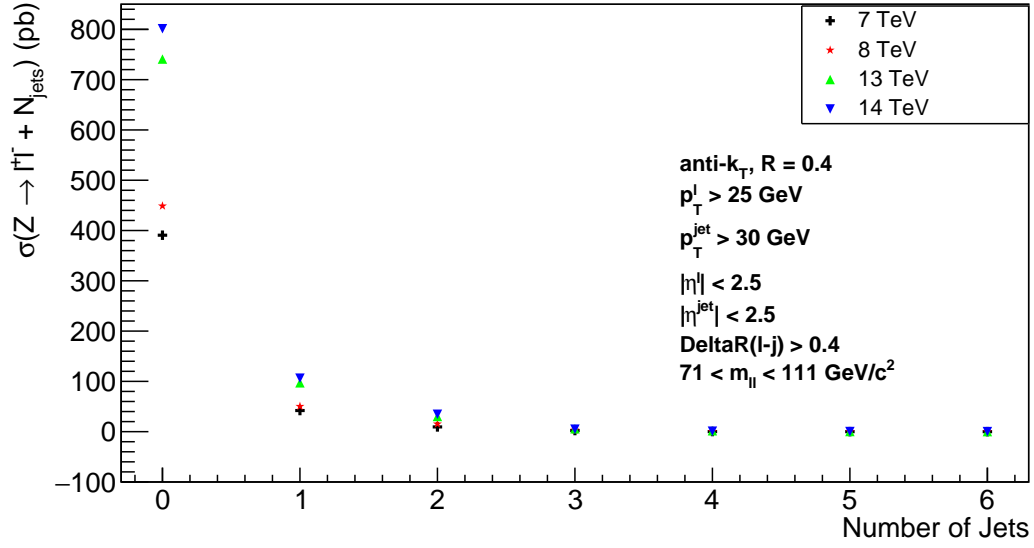
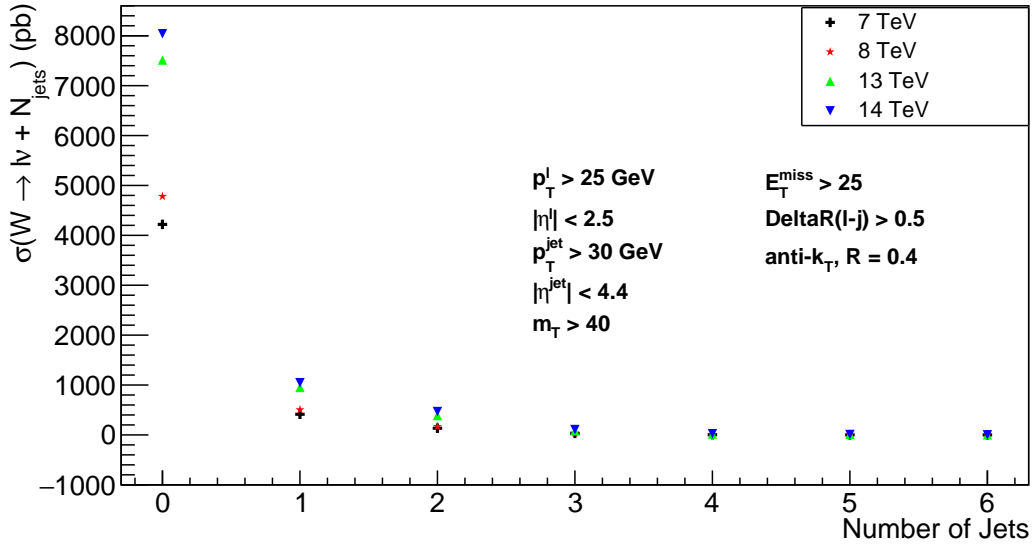


Figure 3: Z+jets and  $W^\pm$ +jets production cross section times branching ratio, where  $Z \rightarrow \ell^+\ell^-$  and  $W^\pm \rightarrow \ell^\pm\nu$ . Plot (a) shows the comparison of Alpgen and ATLAS results at  $\sqrt{s} = 13$  TeV for Z+jets events and plot (b) shows the comparison of Alpgen and ATLAS results at  $\sqrt{s} = 7$  TeV for  $W^\pm +$  jets events.



(a)



(b)

Figure 4: Z+jets (a) and  $W^\pm$ +jets (b) production cross section times branching ratio, where  $Z \rightarrow \ell^+\ell^-$  and  $W^\pm \rightarrow \ell^\pm\nu$ , at  $\sqrt{s} = 7, 8, 13$  and  $14$  TeV.

Table 9: Numerical values of Z+jets cross section at  $\sqrt{s} = 7, 8, 13$  and 14 TeV. All numbers are in units of pb.

Jet Multiplicity	7 TeV	8 TeV	13 TeV	14 TeV
0	$390.67 \pm 2.59$	$448.84 \pm 3.01$	$740.95 \pm 5.07$	$801.31 \pm 5.45$
1	$42.02 \pm 0.64$	$50.33 \pm 0.79$	$97.09 \pm 1.36$	$106.37 \pm 1.49$
2	$9.43 \pm 0.52$	$15.30 \pm 0.9$	$30.23 \pm 1.94$	$34.60 \pm 2.63$
3	$2.24 \pm 0.25$	$3.19 \pm 0.26$	$5.74 \pm 0.75$	$4.95 \pm 0.83$
4	$0.23 \pm 0.05$	$0.34 \pm 0.08$	$1.81 \pm 0.32$	$0.94 \pm 0.28$
5	$0.04 \pm 0.01$	$0.08 \pm 0.03$	$0.29 \pm 0.05$	$0.25 \pm 0.09$
6	$0.008 \pm 0.002$	$0.003 \pm 0.001$	$0.10 \pm 0.03$	$0.12 \pm 0.04$

Table 10: Numerical values of W+jets cross section at  $\sqrt{s} = 7, 8, 13$  and 14 TeV. All numbers are in units of pb.

Jet Multiplicity	7 TeV	8 TeV	13 TeV	14 TeV
0	$4219.32 \pm 6.58$	$4781.64 \pm 7.66$	$7513.54 \pm 13.19$	$8040.38 \pm 14.15$
1	$413.83 \pm 2.21$	$505.22 \pm 2.73$	$951.76 \pm 5.51$	$1046.42 \pm 6.11$
2	$134.58 \pm 2.83$	$168.98 \pm 4.59$	$388.47 \pm 11.32$	$468.14 \pm 21.64$
3	$30.32 \pm 2.84$	$36.97 \pm 3.39$	$82.30 \pm 6.89$	$107.44 \pm 18.23$
4	$4.78 \pm 0.54$	$6.12 \pm 1.30$	$17.78 \pm 3.13$	$24.38 \pm 3.11$
5	$0.51 \pm 0.17$	$1.03 \pm 0.25$	$13.02 \pm 3.67$	$8.63 \pm 1.91$
6	$0.07 \pm 0.02$	$0.40 \pm 0.24$	$0.96 \pm 0.26$	$1.40 \pm 0.48$

#### 4. Conclusion

In this study, total and fiducial cross section predictions of W and Z bosons at  $\sqrt{s} = 7, 8, 13$  and 14 TeV at NNLO have been calculated by using MCFM-8.0 MC generator. The total cross section predictions of W/Z bosons at  $\sqrt{s} = 8$  TeV have been compared with the available measured results by CMS collaboration at the same center-of-mass energy to verify the settings in the MCFM MC generator. Similarly, the fiducial cross sections predictions of W/Z bosons have been compared with the available measured results by ATLAS collaboration to verify the selection for the fiducial volume in the MCFM MC generator. Both prediction results are in agreement with the experimental results. After the verification, we have predicted the total and fiducial cross section times branching fractions of W and Z bosons ( $W \rightarrow \ell^\pm \nu$  and  $Z \rightarrow \ell^+ \ell^-$  where  $\ell^\pm = e^\pm$  or  $\mu^\pm$ ) at  $\sqrt{s} = 14$  TeV at NNLO accuracy. The final predicted total (fiducial) cross section results at 14 TeV are found to be  $2226.54 \pm 49.88$  ( $804.21 \pm 14.06$ ) pb for Z boson and  $23619.81 \pm 895.03$  ( $7466.89 \pm 340.59$ ) pb for W boson.

In the second part of this study, the cross sections of W and Z bosons in association with jets (up to 6 jets) at  $\sqrt{s} = 7, 8, 13$  and 14 TeV have been predicted by using Alpgen MC generator. We have also used MCFM MC generator partially since it can estimate

W/Z+jets events up to 2 jets only. As a verification, we began with the predictions of W/Z+jets event up to 2 jets (W+jets at  $\sqrt{s} = 7$  TeV and Z+jets at  $\sqrt{s} = 13$  TeV) by using Alpgen and MCFM MC generators, and compared the results with available experimental results at the corresponding collision energies by ATLAS collaboration. The cross section predictions calculated using both generators agree with the experimental results and they are same within the statistical uncertainty. Then, we have generated W+jets events at  $\sqrt{s} = 7$  TeV and Z+jets events at  $\sqrt{s} = 13$  TeV up to 6 jets using only Alpgen this time, and compared the predicted results with the experimental measured results by ATLAS collaboration. The predicted results agree with the experimental results when the systematical errors are considered in addition to the statistical errors. As a final step, we have generated W/Z+jets (up to 6 jets) events using Alpgen at various energies up to  $\sqrt{s} = 14$  TeV. The results show that LHC will produce around 10% more W/Z+jets events at  $\sqrt{s} = 14$  TeV when it is compared with the current collision energy,  $\sqrt{s} = 13$  TeV, which will provide us more events to study hard scattering physics processes in detail. However, the results also show us that a leading order generator like Alpgen is capable of predicting the cross sections of W/Z+jets up to 6 jets roughly but for more precise results a next-to-leading order or even a next-to-next-to-leading order MC generator is needed. The reason for that is the cross section predictions for W+jets (Z+jets) up to 4 jets (2 jets) are increasing from 7 TeV to 14 TeV in an orderly manner but for W+5 jets (Z+3-6 jets) the fluctuations on the results begin and the predictions do not increase in an orderly manner. When the number of associated jets are increasing the cross section is decreasing with an increasing statistical error on the results. So, when the statistical errors on the results are taken into the account for specifically W+5 jets and Z+3-6 jets events, the results look fine and the predictions are totally acceptable.

## 5. References

### References

- [1] <http://home.cern/topics/large-hadron-collider>.
- [2] S. D. Drell and Tung-Mow Yan. Massive Lepton Pair Production in Hadron- Hadron Collisions at High-Energies. *Phys. Rev. Lett.*, 25:316–320, 1970. [Erratum: *Phys. Rev. Lett.*25,902(1970)].
- [3] <https://home.cern/about/physics/z-boson>.
- [4] <https://home.cern/about/updates/2013/01/carrying-weak-force-thirty-years-w-boson>.
- [5] <https://mcfm.fnal.gov/mcfm.pdf>.
- [6] <http://theory.fi.infn.it/grazzini/codes/dynnlo-v1.5.pdf>.
- [7] <http://gate.hep.anl.gov/fpetriello/FEWZ.html>.
- [8] A. D. Martin, W. J. Stirling, R. S. Thorne, and G. Watt, *Eur. Phys. J. C* 63, 189 (2009).
- [9] P. M. Nadolsky et al., *Phys. Rev. D* 78, 013004 (2008).
- [10] L. Hung-Liang et al., *Phys. Rev. D* 82, 074024 (2010).
- [11] R. D. Ball, V. Bertone, F. Cerutti, L. Del Deb-bio, S. Forte et al., *Nucl. Phys. B*849, 296 (2011).
- [12] R. D. Ball et al. (NNPDF Collaboration), *Nucl. Phys. B*855, 153 (2012).
- [13] Serguei Chatrchyan et al. Measurement of inclusive W and Z boson production cross sections in pp collisions at  $\sqrt{s} = 8$  TeV. *Phys. Rev. Lett.*,112:191802, 2014.
- [14] Hasan Ogul, Kamuran Dilsiz, Emrah Tiras, Ping Tan, Yasar Onel, and Jane Nachtman. High order QCD predictions for inclusive production of W bosons in pp collisions at  $\sqrt{s} = 13$  TeV. *Adv. High Energy Phys.*, 2016:7865689, 2016.

- [15] Hasan Ogul and Kamuran Dilsiz. Cross Section Prediction for Inclusive Production of Z Boson in pp Collisions at  $\sqrt{s} = 14$  TeV: A Study of Systematic Uncertainty Due to Scale Dependence. 2017, arXiv:1702.07206 [hep-ph]
- [16] Michelangelo L. Mangano, Mauro Moretti, Fulvio Piccinini, Roberto Pittau, and Antonio D. Polosa. ALPGEN, a generator for hard multiparton processes in hadronic collisions. JHEP, 07:001, 2003.
- [17] S. D. Drell and Tung-Mow Yan. Massive Lepton Pair Production in Hadron-Hadron Collisions at High-Energies. Phys. Rev. Lett., 25:316–320, 1970. [Erratum: Phys. Rev. Lett.25,902(1970)].
- [18] P. J. Rijken and W. L. van Neerven. Order  $\alpha_s^2$  contributions to the Drell-Yan cross-section at fixed target energies. Phys. Rev., D51:44–63, 1995.
- [19] Charalampos Anastasiou, Lance J. Dixon, Kirill Melnikov, and Frank Petriello. High precision QCD at hadron colliders: Electroweak gauge boson rapidity distributions at NNLO. Phys. Rev., D69:094008, 2004.
- [20] Serguei Chatrchyan et al. Measurement of the Inclusive W and Z Production Cross Sections in pp Collisions at  $\sqrt{s} = 7$  TeV. JHEP, 10:132, 2011.
- [21] Georges Aad et al. Measurement of the inclusive  $W^\pm$  and  $Z/\gamma$  cross sections in the electron and muon decay channels in pp collisions at  $\sqrt{s} = 7$  TeV with the ATLAS detector. Phys. Rev., D85:072004, 2012.
- [22] S. Dulat et al, “The CT14 Global Analysis of Quantum Chromodynamics”, arXiv:1506.07443 [hep-ph].
- [23] Georges Aad et al. Measurements of the W production cross sections in association with jets with the ATLAS detector. Eur. Phys. J., C75(2):82, 2015.
- [24] The ATLAS collaboration. Measurements of the Production Cross Section of a Z Boson in Association with Jets in pp collisions at  $\sqrt{s} = 13$  TeV with the ATLAS Detector.2016.
- [25] J. Pumplin et al., New generation of parton distributions with uncertainties from global QCD analysis, JHEP 07 (2002) 012, arXiv: hep-ph/0201195.
- [26] Radja Boughezal, Xiaohui Liu, and Frank Petriello. Phenomenology of the Z-boson plus jet process at NNLO. Phys. Rev., D94(7):074015, 2016.
- [27] T. A. Aaltonen et al. , Measurement of differential production cross section for  $Z/\gamma^*$  bosons in association with jets in pp collisions at  $\sqrt{s} = 1.96$  TeV, Phys. Rev. D 91 (2015) 012002, arXiv: 1409.4359 [hep-ex].
- [28] V. M. Abazov et al., Measurement of  $Z/\gamma^* + \text{jet} + X$  angular distributions in p anti-p collisions at  $\sqrt{s} = 1.96$  TeV, Phys. Lett. B 682 (2010) 370, arXiv: 0907.4286 [hep-ex].
- [29] CMS Collaboration, The CMS experiment at the CERN LHC, JINST 3 (2008) S08004.
- [30] ATLAS Collaboration, Measurement of the production cross section of jets in association with a Z boson in pp collisions at  $\sqrt{s} = 7$  TeV with the ATLAS detector, JHEP 07 (2013) 032, arXiv: 1304.7098 [hep-ex].
- [31] CMS Collaboration, Measurements of jet multiplicity and differential production cross sections of Z+jets events in proton-proton collisions at  $\sqrt{s} = 7$  TeV, Phys. Rev. D 91 (2015) 052008, arXiv: 1408.3104 [hep-ex].
- [32] CMS Collaboration, Comparison of the  $Z/\gamma^* + \text{jets}$  to  $\gamma + \text{jets}$  cross sections in pp collisions at  $\sqrt{s} = 8$  TeV, JHEP 10 (2015) 128, [Erratum: JHEP 04 (2016) 010], arXiv: 1505.06520 [hep-ex].
- [33] CMS Collaboration, Measurements of the differential production cross sections for a Z boson in association with jets in pp collisions at  $\sqrt{s} = 8$  TeV, (2016), arXiv: 1611.03844 [hep-ex].