

Knowledge discovery through text-based similarity searches for astronomy literature

W. E. Kerzendorf¹

European Southern Observatory, Karl-Schwarzschild-Strasse 2, 85748 Garching, Germany e-mail: wkerzendorf@gmail.com

December 14, 2024

ABSTRACT

The increase in the number of researchers coupled with the ease of publishing and distribution of scientific papers (due to technological advancements) has resulted in a dramatic increase in astronomy literature. This has likely led to the predicament that the body of the literature is too large for traditional human consumption and that related and crucial knowledge is not discovered by researchers. In addition to the increased production of astronomical literature, recent decades have also brought several advancements in computer linguistics. Especially, the machine aided processing of literature dissemination might make it possible to convert this stream of papers into a coherent knowledge set. In this paper, we present the application of computer linguistics techniques on astronomy literature. In particular, we developed a tool that will find similar articles purely based on text content given an input paper. We find that our technique performs robustly in comparison with other tools recommending articles given a reference papers (known as recommender system). Our novel tool shows the great power in combining computer linguistics with astronomy literature and suggests that additional research in this endeavor will likely produce even better tools that will help researchers cope with the vast amounts of knowledge being produced.

Key words. Publications, bibliography – Methods: statistical – Methods: data analysis

1. Introduction

Since the inception of writing human knowledge has steadily increased as has the number, and size, of published works. The output of the scientific community has doubled every nine years over the past decades (Bornmann & Mutz 2015).

The computing and internet revolution has made the publication and dissemination of these works easy and with the advent of open access channels pluralistic. In the physical sciences the public repository *arXiv* has provided open access to almost the entire corpus of publications since 1992.

Given the rise of publications each year and the fixed capacity of a human to process information either we shall narrow the specialization range in each field to limit the breadth of the necessary knowledge base or have new tools that filter the available publications.

In astronomy, the NASA Astrophysics Data System (ADS) (Kurtz et al. 2000) has provided access (in addition to many other accomplishments such as digitizing old articles) to this large amount of literature with a search interface that captures the traditional way of accessing information (name of first author and year) extremely well. Newer iterations of this system (Chyla et al. 2015) have started to branch out and allow not only search algorithms but provide certain bibliometric statistics as well as a recommender system (named “Suggested Articles”). This recommender system is based on citations, text similarity and co-readership (as described on the ADS 2.0 website and suggested in Henneken & Kurtz 2010; Kurtz 2011). Such recommender systems will be a first step to tackle a world in which the scientific literature has massively outgrown the memory capacity of human brains.

In this paper, we present a new method for article recommendations starting from a reference article or text. We employ

the techniques of text similarity and avoid citations. It has been shown (several examples in van Wesel et al. 2014) that citations are influenced by many factors and may not provide an unbiased link between publications.

In section 2, we describe the data acquisition, initial vetting and processing. Section 3, describes the method used and some statistics arising. An overview of the framework used in this work and its application to several example papers in in Section 4. Caveats and possible improvements are discussed in Section 5 and we conclude with an outlook to the future in Section 6.

2. Data Reduction

For our initial raw corpus, we considered all papers submitted to *arXiv*. Using the bulk data access¹, we downloaded the entire corpus. After a series of operations (discarding any non-latex submissions), we arrived at individual source directories (a total of 1 145 992). This work focuses currently on the field of astronomy. For *arXiv* entries until the 2017-01-01 this can be filtered on the id itself (the id starts with ‘astro-ph’). For later entries we harvested the meta data through the OAI protocol for metadata harvesting (OAI-PMH) and then selected all *arXiv* entries that had *astro* in the *subject* node of the metadata. This as well as the ‘astro-ph’ selected papers amount to a total corpus of 187 531 papers.

In each source compilations, we tried to identify the main tex file by requiring a single valid `\begin{document}` clause and processed this further with `LATEXPAND`² to a single document that would contain all relevant text content. Not all entries had a

¹ e.g. `s3://arxiv/src/arXiv_src_1001_001.tar`

² `https://www.ctan.org/pkg/latexpand`

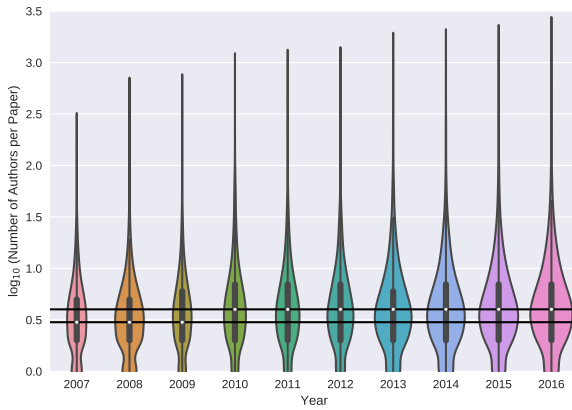


Fig. 1. Kernel density estimate of the distribution of number of authors in each year (using a kernel bandwidth of 0.3). The width of the distribution scales with total number of papers for each year. The black lines indicate the median of 3 and 4 authors (the median changes in 2010).

uniquely identifiable main *tex-file* resulting in a total of 178 756 papers.

The resulting *tex-files* were further processed removing the most common environments:

- *figure*
- *table*
- *align*
- *equation*
- *thebibliography*
- *deluxetable*
- *picture*
- *subequations*

Furthermore, we removed any text before the first section command or if this was not present any text before end abstract. If neither of these criteria were met - we discarded the file, resulting in 176 979 articles.

The final step of the raw reduction process was the removal of latex commands using the `OPENDETEX` software³.

These unprocessed data and metadata already allow for some interesting statistics to study publication behaviour. As *arXiv* has already shown⁴ there is a roughly linear increase in astronomy papers. The number of authors also is an important metric to understand the culture of a field. Here often people turn to the average number of authors as a measure (e.g. Aboukhalil 2014). While this is a useful statistics, it is heavily biased towards the few papers with extreme number of authors. Figure 1 shows that the general number of authors remains relatively low but there is a very small number of papers with increasingly extreme number of authors (only 0.5% of papers have more than one hundred authors).

2.1. Natural Language Processing

These raw texts are ready for natural language processing and the following steps use the Natural Language Toolkit (NLTK; Bird et al. 2009) tools extensively.

The first step in this process is to break the text into individual words using `NLTK.TOKENIZE_WORDS`, which splits into individual words and removing all punctuation - except the period (which is treated as a single word at this step).

The next process is to remove stop words such as *these*, *those*, *am*, *is*, *are* (using the english stop words defined in `NLTK.CORPUS.STOPWORDS`).

The final step of processing is to lemmatize the words, which is the process of grouping together the different inflected forms of a word so it can be analyzed as a single item. For this process we use the tool `NLTK.WORDNET.MORPHY` to bring the words back to their original forms (galaxies maps to galaxy, expanding maps to expand, etc.). We discard words that do not have a corresponding entry in the dictionary provided (WORDNET; Fellbaum 1998).

After this final step we are left with a corpus consisting of 176 881 documents.

3. Method

In this work, we will entirely rely on the bag-of-words technique (Harris 1954) that disregards grammar and word order treating the document just as a collection of words. The features that we use for our analysis are several statistics based on word frequency. For all feature extraction tasks, we relied on `SCIKIT-LEARN` (Pedregosa et al. 2011).

The first step for any of these methods is building a vocabulary of unique words. This is helped by the fact that we transformed our document removing any stop words and transforming the words to their simplest form.

This vocabulary consists of $\approx 32\,000$ words. This is only slightly larger than the $\approx 20\,000$ (Goulden et al. 1990) words a well educated native speaker knows and much lower than the $\approx 170\,000$ words in the Oxford English dictionary (Simpson & Weiner 1989). Our vocabulary can then be used to vectorize (feature extract) the documents to vectors the size of the dictionary (in our case $\approx 20\,000$).

The simplest case is the use of a binary statistics for feature extraction which will only encode if a word is present or not present. This statistics can give a rough overview of the content but will de-weight more frequently used words and thus possible shift the inferred topic of the document in statistical analysis.

The first statistics we have performed on the corpus of documents is a simple count vectorization (using `SCIKIT-LEARN.FEATURE_EXTRACTION.COUNTVECTORIZER`). This count measures allows us to quantify the growth of literature since the conception of *arXiv*. Figure 2 shows that while the growth in document size (using the processed document word counts as a proxy) has been maybe a factor of 1.5 over the last decade, astronomical literature has grown exponentially (see Figure 3) over the same period. The second The given measure of word counts however has several drawbacks the most important one being that it increases with document length and thus does not give a useful measure for word importance.

The last vectorization technique is a natural extension of the word counts that aims at emphasizing a words importance in text - thus ideal for assessing content of a paper. In the following, we will use the moniker “term” and “word” interchangeably as our analysis uses only one word terms (unigrams). The term frequency $tf(t, d)$ method is a normalization of a simple word count by the number words in the document. This relies on the assumption that the importance (or weight) of a term in documents is proportional to this term frequency (Luhn 1957). In addition to term frequency, we want to quantifying how much

³ <https://github.com/pkubowicz/pendetex>

⁴ see https://arxiv.org/help/stats/2016_by_area/index

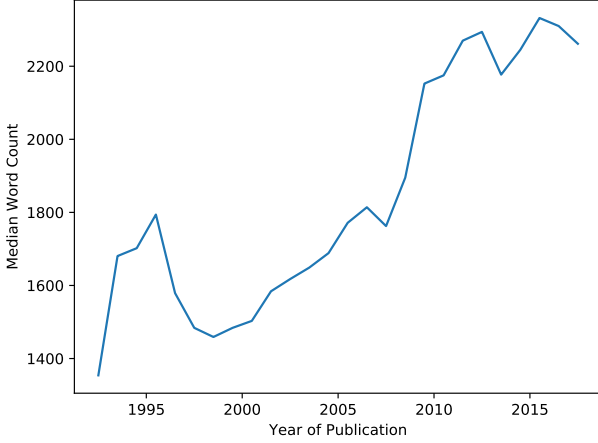


Fig. 2. Median Number of words without stopwords for all papers published in each year

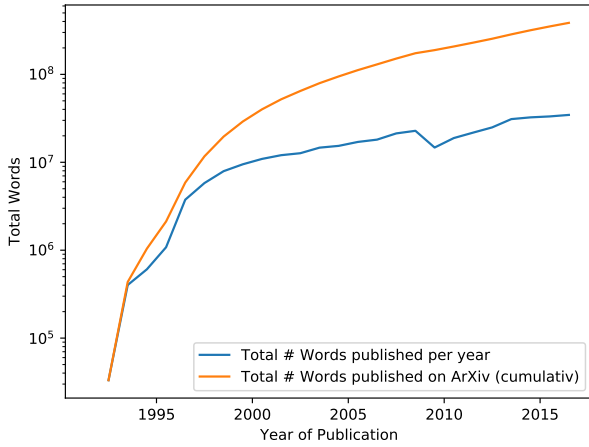


Fig. 3. Total Number of words without stopwords for all papers published in each year on *arXiv* since 1992.

specific information a term carries. Sparck Jones (1972) have introduced the concept of inverse document frequency $idf(t, d)$. For our purposes, we use the inverse document frequency given in SCIKIT-LEARN $\log \frac{1+n_d}{1+df(d, t)}$, where n_d is the total number of documents and $df(d, t)$ is the number of documents containing the given term. The combination of both measures gives the well established $tf(t, d) \times idf(t, d)$ (henceforth TFiDF) measure which weights terms highly that have a high information content due to their rarity. This measure is used in several machine learning tasks including finding similar texts.

4. Similarity in papers

We explore if using the TFiDF statistics can lead to knowledge discovery.

For this purpose, we first normalize our document vectors using the euclidean norm $\mathbf{d}_{\text{norm}} = \frac{\mathbf{d}}{\|\mathbf{d}\|_2}$ before proceeding further. Leaving us with the entire sparse matrix (which is available upon request). Here we present an example of such a matrix (with the different document vectors as rows and the columns representing

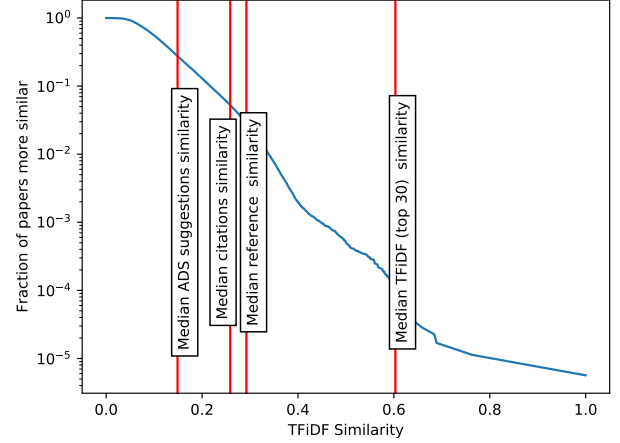


Fig. 4. Comparing cumulatv similarity to the given TFiDF similarity number. For example, papers that have a higher similarity than the median similarity number only make up 5% of the entire corpus of papers.

different words/terms):

$$A_{\text{TFiDF}} = \begin{matrix} & \begin{matrix} star & model & \dots & galaxy \end{matrix} \\ \begin{matrix} arXiv - 1 \\ arXiv - 2 \\ \vdots \\ arXiv - n \end{matrix} & \begin{pmatrix} 0.021 & \dots & 0 \\ 0 & 0.03 & \dots & 0 \\ 0.019 & 0.016 & \dots & 0 \\ 0 & 0 & \dots & 0.023 \end{pmatrix} \end{matrix} \quad (1)$$

We simply use the cosine distance by choosing a document that we want to compare and multiplying this with the TFiDF matrix $\mathbf{v}_{\text{similarity}} = A_{\text{TFiDF}} \times \mathbf{d}_{\text{norm}}$ to measure text similarity. An example service that showcases this technique is available at http://opensupernova.org:7071/arxiv_search?identifier=1207.4481.

4.1. Example: SN 1006 companion search

In the following, we will use this approach on a paper that is well known to the author: “Hunting for the Progenitor of SN 1006: High-resolution Spectroscopic Search with the FLAMES Instrument” (Kerzendorf et al. 2012). This paper describes the failed attempt to a surviving companion star (often called donor star) to a supernova (likely caused by a white dwarf) searching in one of the supernova remnants in our Galaxy.

We first measure the most important words to the presented algorithm: So we inverse sort our $\mathbf{v}_{\text{similarity}}$ and use the first best 100 matches. Using the same underlying math than our cosine distance we multiply the \mathbf{d}_{norm} and look for the highest entries in the resulting vector which should give us the most important words that the algorithm matches. Figure 5 clearly shows that very relevant word rankings that one would expect when writing a paper about searching for a donor star in a supernova remnant likely caused by a white dwarf.

This might also be obtained by doing the typical manual search technique using the citations to the current paper as well as the references of the current paper. However, we aim to find papers that would not be found using this common technique.

All references of our test paper (12 in total found in our *arXiv* corpus) have a median similarity of 0.38. Only 3% of papers (see Figure 4) in the astronomy corpus are more similar than this median which suggests that as expected the citations are highly relevant.

All citations to our test paper (30 in total where found in our *arXiv* corpus) have a median similarity of 0.26 and 5% of papers are more similar than this suggesting that the citations to this article come from a more varied field than the original references (or that references had been forgotten).

Next we test if the top 30 papers (similar to the citations) the algorithm finds that are in neither citations nor references and compare this to the relevance of the other papers. In Figure 5, we show the comparison between those numbers and find, to report the median cosine distance of the cited papers, the median cosine distance of the references and the median top 30 results excluding papers from both of these groups. This shows that such a system can find relevant papers that could easily be missed otherwise.

ADS has recently implemented a similar system (Chyla et al. 2015), however we find that it does not give as relevant matches as the presented algorithm. There are 30% of papers that are more similar to the document in question compared to the median similarity of the suggested papers. Manual inspection also shows that some of the suggested papers (e.g. “Maps of Dust Infrared Emission for Use in Estimation of Reddening and Cosmic Microwave Background Radiation Foregrounds” by Schlegel et al. 1998) might be very broadly related but not very relevant.

4.2. Example: Globular cluster

The second test paper we use is “A general abundance problem for all self-enrichment scenarios for the origin of multiple populations in globular clusters” by Bastian et al. (2015) which points out a possible flawed explanation for abundance anomalies in globular clusters. The top matching words (see Figure 5) are highly relevant to a topic that discusses anomalous abundances that might be caused by different polluting system to varying degrees due to their yields. The references are more similar compared to the first paper suggesting that is more focused. The same is true for the citations that also come from more similar papers when compared to the citations in the first one. The comparison of all median similarity numbers, however, shows a similar pattern when compared to the first paper including the dissimilarity of the ADS suggestion algorithm (see Figure 5).

4.3. Example: ALMA observations of a disk

The last test paper is titled “Unveiling the gas-and-dust disk structure in HD 163296 using ALMA observations” (de Gregorio-Monsalvo et al. 2013) describes observations of structure around young massive stars. The important words (see Figure 5) again seem highly relevant. Similar to the second paper the citations and references have high similarity numbers that might suggest a narrower field. In contrast to the other papers the ADS suggestion algorithm also produced a high similarity index. However, only three of the papers from the suggestion algorithm could be found the *arXiv* corpus (compared to the usual six) which might explain this anomaly).

5. Discussion

This test of the use of modern tools natural language and machine learning tools NLTK, SCIKIT-LEARN has already shown that even simple techniques result in knowledge discovery. However, we there are a number of improvements that can aid in the knowledge discovery part.

Specifically, in the language processing step there are several steps that might be improved in future versions. we remove all words that are not in the english dictionary during our initial run. This already poses some problems in the lemmatization process as the name “Roche” (as in Roche Lobe) is not recognized and is thus removed. This suggests that there is a need to build a domain specific lemmatizer (such as the BioLEMMATIZER for biology Liu et al. 2012). In our current approach, we also only consider single words (so called unigrams) but terms like “white dwarf” (bigram) suggest that future iterations of this algorithm might find more relevant results if we treat such bigrams separately. Abbreviations are also commonly used in papers and are most often they are defined at the beginning of most papers and thus the expanded word enter the word count at least once. However, this leads to a misinterpretation the true importance of the word as all other mentions are discarded.

The next information carrier that is removed are object names which might link papers that are of the same object. However, using this technique, already values a certain type of knowledge above another (any study on the object is valued higher than similar studies on other objects for a given paper). This is especially true in our metric as object names will have a very low document frequency (being only mentioned in few papers) and thus will attain very high values in a TFIDF comparison which might not lead to the desired result.

6. Conclusion

We present a new technique for knowledge discovery by using a text similarity approach to find similar papers to a given reference paper. This technique performs robustly and finds relevant papers that are not discovered via either using citations, references or suggestions from ADS. This metric also seems to be a useful tool when studying if a paper is relevant to broader field or addresses some detail in a narrower focus.

Currently, this allows an additional method to discover knowledge especially when entering a field that one is unfamiliar with (e.g. using this technique on reviews). Our recommendation method might be further improved by linking our algorithm with citation information and using an algorithm like PAGERANK (popularized by Google; Page et al. 1999). This will value highly cited papers more than lower cited ones. While this technique will help in knowledge discovery by finding relevant papers, our future goal is to identify key measurements and statements in each paper. This will allow a scientist quickly to sift through the vast amount of knowledge and identify the relevant paper by the searched for quantity (e.g. the most current mass of the proton) before reading the entire paper and critically evaluating the methodology and statistics used.

Such a machinery would in the first instance help scientists to discover sought after knowledge (regardless bias towards certain authors, etc.) but might also allow for additional services. One of these might be very simple “fact checking” mechanisms that will aid researchers when compiling a paper by providing the most up-to-date quantities and flagging mistakes (similar to a grammar/spelling checker).

Such a machinery has uses far beyond astronomy and astrophysics. However, among the many academic fields, astronomy exposes the vast majority of papers and data in machine readable formats (priv. comm. Christine L. Borgman) suggesting that this field is a good start for the development of such a machinery.

7. Acknowledgements

W. E. Kerzendorf was supported by an ESO Fellowship. Especially, we would like to thank the detailed discussions, encouragement and suggestions from Felix Stoehr and Jason Spyromilio. The support from the library team (Uta Grothkopf, Dominic Bordelon & Silvia Measkins) was invaluable to get an insight into the field of knowledge discovery. Christine Borgman and Bernie Randles (at UCLA) gave suggestion from an Information Sciences point of view and the visit would not have been possible if not for the generosity of the UCLA Galactic Center Group (especially Tuan Do and Andrea Ghez). We would also like to thank Bruno Leibundgut, Katharina Immer, Ivan Cabrera-Ziri for testing the algorithm on some well known papers.

References

- Aboukhalil, R. 2014, The Winnower
- Bastian, N., Cabrera-Ziri, I., & Salaris, M. 2015, MNRAS, 449, 3333
- Bird, S., Klein, E., & Loper, E. 2009, Natural language processing with Python: analyzing text with the natural language toolkit ("O'Reilly Media, Inc.")
- Bormann, L. & Mutz, R. 2015, Journal of the Association for Information Science and Technology, 66, 2215
- Chyla, R., Accomazzi, A., Holachek, A., et al. 2015, in Astronomical Society of the Pacific Conference Series, Vol. 495, Astronomical Data Analysis Software and Systems XXIV (ADASS XXIV), ed. A. R. Taylor & E. Rosolowsky, 401
- de Gregorio-Monsalvo, I., Ménard, F., Dent, W., et al. 2013, A&A, 557, A133
- Fellbaum, C. 1998, WordNet (Wiley Online Library)
- Goulden, R., Nation, P., & Read, J. 1990, Applied linguistics, 11, 341
- Harris, Z. S. 1954, Word, 10, 146
- Henneken, E. & Kurtz, M. 2010, in APS March Meeting Abstracts
- Kerzendorf, W. E., Schmidt, B. P., Laird, J. B., Podsiadlowski, P., & Bessell, M. S. 2012, ApJ, 759, 7
- Kurtz, M. J. 2011, Astrophysics and Space Science Proceedings, 24, 23
- Kurtz, M. J., Eichhorn, G., Accomazzi, A., et al. 2000, A&AS, 143, 41
- Liu, H., Christiansen, T., Baumgartner, W. A., & Verspoor, K. 2012, Journal of biomedical semantics, 3, 3
- Luhn, H. P. 1957, IBM Journal of Research and Development, 1, 309
- Page, L., Brin, S., Motwani, R., & Winograd, T. 1999, The PageRank citation ranking: Bringing order to the web., Tech. rep., Stanford InfoLab
- Pedregosa, F., Varoquaux, G., Gramfort, A., et al. 2011, Journal of Machine Learning Research, 12, 2825
- Schlegel, D. J., Finkbeiner, D. P., & Davis, M. 1998, ApJ, 500, 525
- Simpson, J. & Weiner, E. S. 1989, Oxford: Clarendon Press. Retrieved March, 6, 2008
- Sparck Jones, K. 1972, Journal of documentation, 28, 11
- van Wesel, M., Wyatt, S., & ten Haaf, J. 2014, Scientometrics, 98, 1601

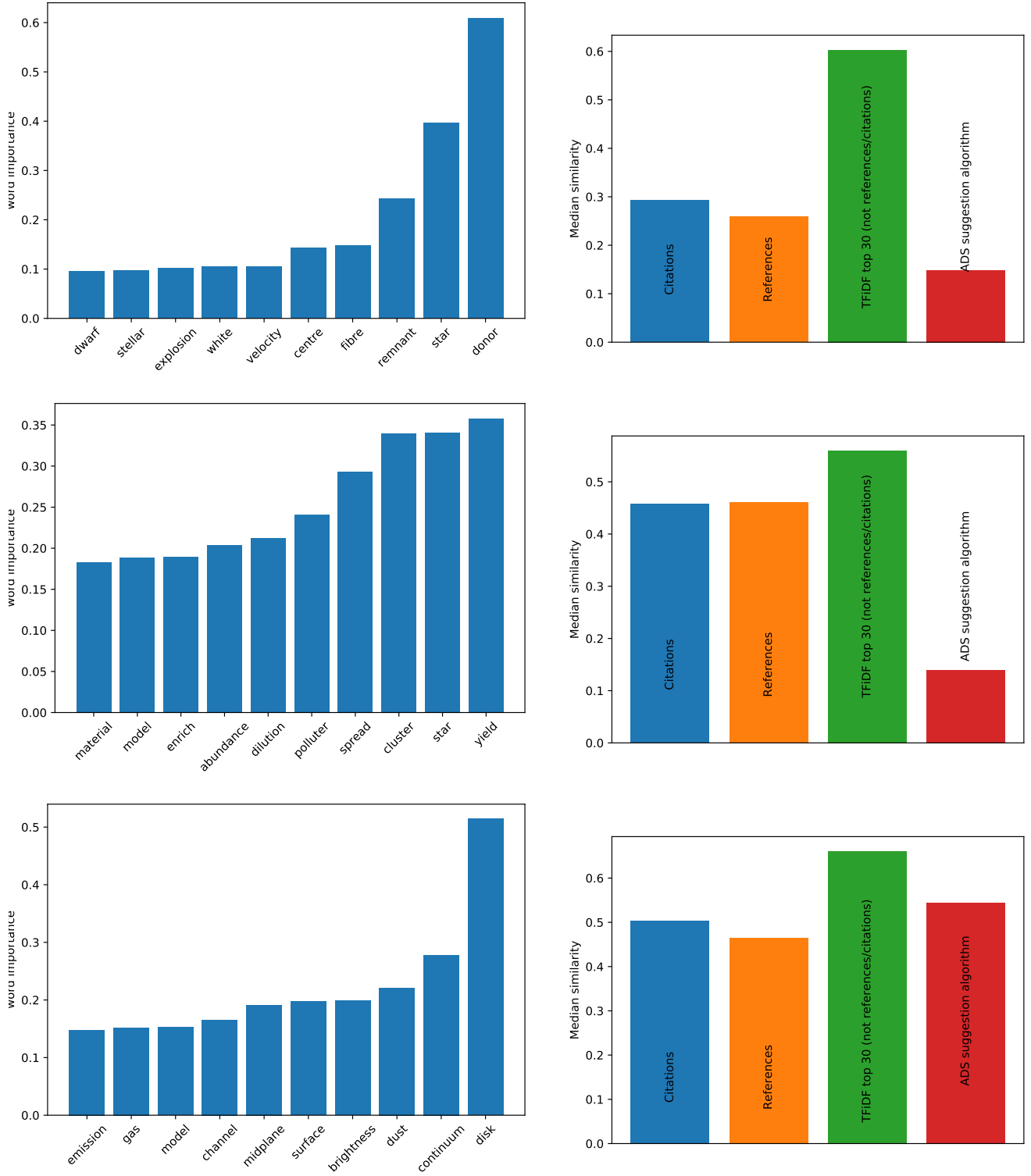


Fig. 5. The TFidf method applied to three distinct papers (top) “Hunting for the Progenitor of SN 1006: High-resolution Spectroscopic Search with the FLAMES Instrument” (Kerzendorf et al. 2012) (middle) “A general abundance problem for all self-enrichment scenarios for the origin of multiple populations in globular clusters” (Bastian et al. 2015) (bottom) “Unveiling the gas-and-dust disk structure in HD 163296 using ALMA observations” (de Gregorio-Monsalvo et al. 2013). The left plot shows the most important words for matching the first 100 papers while the right plot in each shows the similarity metric applied to several collections associated with these papers.