

Cyclotron absorption lines in the era of Suzaku and NuSTAR

Gaurava K. Jaisawal and Sachindra Naik

Astronomy and Astrophysics Division, Physical Research Laboratory,
Navrangapura, Ahmedabad - 380009, Gujarat, India
E-mail(GKJ): gaurava@prl.res.in

ABSTRACT

Cyclotron resonance scattering features or cyclotron absorption lines are unique features observed in the hard X-ray spectra of accretion powered X-ray pulsars with magnetic field of the order of 10^{12} G. Detection of these features enables us for the direct estimation of strength of the magnetic field close to the neutron star surface. Corresponding to magnetic field of $\sim 10^{12}$ G, the fundamental cyclotron lines are expected in 10-100 keV energy range with harmonics expected at multiples of fundamental line energy. However, we detected first harmonic of cyclotron line at less than twice of the fundamental line energy (~ 1.7 times the fundamental line energy) in Be/X-ray binary pulsar Cep X-4. With the broadband spectral capability of *Suzaku* and *NuSTAR* observatories, we have investigated cyclotron resonance scattering features in several X-ray pulsars to understand the shape of the lines, width, magnetic field mapping, anharmonicity in the line energies and luminosity-dependent properties of cyclotron lines. The results obtained from these works and new detection of cyclotron line in unknown/poorly studied sources are presented in this paper.

KEY WORDS: stars: neutron – pulsars : individual (4U 1909+07, Cep X-4, SMC X-2) – accretion, magnetic field – X-rays: stars

1. Introduction

Accretion powered X-ray pulsars are known to be highly magnetized rotating neutron stars. These sources are powered by the accretion of matter from the binary companion either through Roche lobe overflow or capture of stellar wind from the massive companion. The broadband spectrum in 0.1-100 keV range showed the presence of several features such as fluorescence emission lines, soft X-ray excess, broad absorption like features known as cyclotron resonance scattering features (CRSFs). CRSFs are generally detected in the hard X-ray spectrum of pulsars with magnetic field in the order of 10^{12} G (Mészáros 1992). These line-like features are formed due to the resonant scattering of photons with electrons near the neutron star surface. Depending on the magnetic field strength, the energy states of the electron are quantized harmonically in Landau levels with an energy separation of $E_{cyc} = 11.6 B_{12} \times (1+z)^{-1}$ (keV), where B_{12} is the magnetic field in the unit of 10^{12} G and z is the gravitational red-shift. Detection of CRSFs in the pulsar spectrum, thus, is a powerful tool for the direct estimation of magnetic field of the neutron star. After the launch of *Suzaku* and *NuSTAR*, the number of cyclotron line sources has been rapidly increased

and helped us in understanding the distribution of magnetic field lines around the poles of neutron stars. To date, detection of cyclotron lines are confirmed in 30 sources. However, there are about 8 sources in which these lines are tentatively detected (Table 1). Apart from the fundamental line, harmonics of cyclotron lines are also seen in some cases. Many interesting aspects related to the line shape, anharmonicity in coupling factor, positive/negative dependence of line energy with luminosity have been studied in recent years. Among these, we present some recent results on cyclotron line obtained from the studies of X-ray pulsars such as 4U 1909+07, Cep X-4 and SMC X-2 by using *Suzaku* and *NuSTAR* observations in this article.

2. Observations and Analysis

The broadband spectral studies of 4U 1909+07, Cep X-4 and SMC X-2 were performed by using data from *Suzaku* (Mitsuda et al. 2007) and *NuSTAR* (Harrison et al. 2013) observatories. 4U 1909+07 and Cep X-4 were observed with *Suzaku* during 2010 November and 2014 July, respectively. Observations of SMC X-2 were carried out with *NuSTAR* at three epochs during 2015 October X-ray outburst. The energy spectra

Table 1. Up to date list of cyclotron line sources.

Source	CRSFs (keV)	Ref.	
1	Swift J1626.6-5156	10	DeCesar et al. (2013)
2	XMMU J05*	10	Manousakis et al. (2009)
3	KS 1947+300	12.5	Fürst et al. (2014)
4	4U 0115+634	14, 24, 36	Wheaton et al. (1979)
		48, 62	Ferrigno et al. (2011)
5	IGR J17544-2619	17	Bhalerao et al. (2015)
6	4U 1907+09	19, 40	Rivers et al. (2010)
7	4U 1538-52	22, 47	Rodes-Roca et al. (2009)
8	IGR J18179-1621	22	Li et al. (2012)
9	IGR J18027-2016	23	Lutovinov et al. (2017)
10	2S 1553-542	23.5	Tsygankov et al. (2016)
11	Vela X-1	25, 50	La Barbera et al. (2003)
12	V 0332+53	27, 51, 74	Nakajima et al. (2010)
13	SMC X-2	27	Jaisawal & Naik (2016b)
14	Cep X-4	28, 45	Jaisawal & Naik (2015b)
15	4U 0352+309	29	Coburn et al. (2001)
16	IGR J16393-4643	29.3	Bodaghee et al. (2016)
17	Cen X-3	30	Burderi et al. (2000)
18	IGR J16493-4348	30	D’Ai et al. (2011)
19	RX J0520.5-6932	31.5	Tendulkar et al. (2014)
20	LS V+44 17	32	Tsygankov et al. (2012)
21	MXB 0656-072	33	McBride et al. (2006)
22	XTE J1946+274	36	Heindl et al. (2001)
23	4U 1626-67	37	Orlandini et al. (1998)
24	GX 301-2	37	Suchy et al. (2012)
25	Her X-1	39, 73	Enoto et al. (2008)
26	MAXI J1409-619	44, 73, 128	Orlandini et al. (2012)
27	1A 0535+262	45, 100	Terada et al. (2006)
28	GX 304-1	54	Yamamoto et al. (2011)
29	1A 1118-615	55, 112?	Doroshenko et al. (2010)
30	GRO J1008-57	76	Yamamoto et al. (2014)
<hr/>			
1	EXO 2030+375	11? 61?	Wilson et al. (2008)
2	GS 1843+009	20?	Mihara et al. (1995)
3	2S 0114+650	22?, 44?	Bonning et al. (2005)
4	GX 1+4	34?	Ferrigno et al. (2007)
5	OAO 1657-415	36?	Orlandini et al. (1999)
6	4U 1700-37	37?	Jaisawal & Naik (2015a)
7	4U 1909+07	44?	Jaisawal et al. (2013)
8	LMC X-4	100?	La Barbera et al. (2001)

XMMU J05* stands for XMMU J054134.7-682550

of pulsars were described with different phenomenological models such as high energy cutoff power-law model (highecut), cutoff power-law model, Fermi-Dirac cutoff model (fdcut), negative and positive exponential cutoff power-law (NPEX) and more physical Comptonization model such as CompTT. The spectral fitting was carried out using XSPEC package. In addition to continuum, additional components such as partial covering, Gaussian functions for emission lines from fluorescence emissions, CYCLABS or Gaussian absorption component for cyclotron features were also used whenever required.

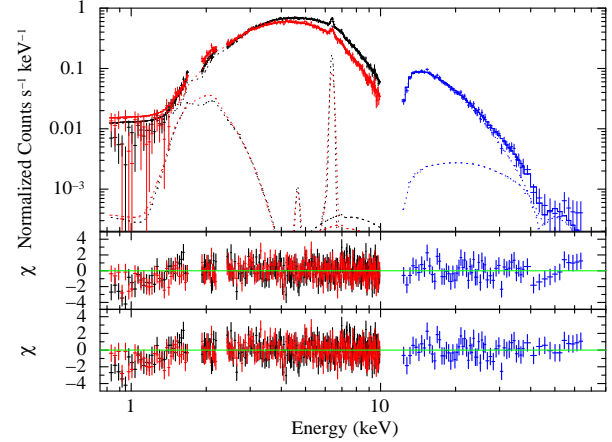


Fig. 1. The 1-70 keV energy spectrum of 4U 1909+07 fitted with partial covering NPEX model along with 6.4 keV iron line and a cyclotron line at 44 keV. Middle and bottom panels show the contributions of the residuals to χ^2 for each energy bin without and with cyclotron line, respectively.

3. Results

3.1. Cyclotron line in 4U 1909+07

4U 1909+07 is a slow pulsar with spin period of 604 s (Levine et al. 2004). The optical companion of the X-ray pulsar was found to be an OB supergiant star (Morel & Grosdidier, 2005). The orbital period of the system was reported to be 4.4 d. The broad-band X-ray continuum of the pulsar was poorly studied in the past due to the dearth of high quality data. We have studied the 1-70 keV wide band spectrum of pulsar by using a *Suzaku* observation. The partial covering NPEX and high energy cutoff models were found to describe the continuum well. Apart from the continuum model, additional components such as a blackbody component for soft X-ray excess and a Gaussian function for 6.4 keV iron emission line were also required in the spectral fitting. While fitting the pulsar spectrum with standard continuum models, an absorption-like feature was seen at ~ 44 keV (see Fig. 1). We have investigated the spectrum with combination of several models to check the possibility of model dependency of the feature. However, a broad absorption feature was clearly seen in the pulsar continuum in a model independent manner. We identified this feature as the cyclotron absorption line of the pulsar. We attempted to normalize the pulsar spectrum with that of Crab pulsar which has a featureless continuum with photon index of 2.1. The crab ratio clearly showed the presence of absorption feature in 40 to 50 keV range (see Figure-7 from Jaisawal et al. 2013). This also confirmed the presence of cyclotron feature in 4U 1909+07. The statistical tests such as F-test and run-test were performed to investigate the significance of the absorption feature. Based on these analysis, we re-

ported a probable detection of cyclotron line at ~ 44 keV in 4U 1909+07. Corresponding magnetic field strength of the neutron star was estimated to be 3.8×10^{12} G (Jaisawal et al. 2013).

3.2. Fundamental and first harmonics of cyclotron line in Cep X-4

Be/X-ray binary pulsar Cep X-4 was observed with *Suzaku* during its 2014 June-July Type I X-ray outburst. We have used data from a ~ 60 ks observation of the pulsar in the declining phase of the outburst. Cep X-4 is a pulsar which have a pulsation period of 66.33 s. A fundamental cyclotron line was discovered in the pulsar at ~ 30 keV with *Ginga* observation (Mihara et al. 1991). In this work, we report the detection of the first harmonic of the cyclotron line. The 1-70 keV spectrum obtained from *Suzaku* observation was well described with standard continuum models such as NPEX, hecut, CompTT along with partial covering component and Gaussian functions for two emission lines at 6.4 and 6.9 keV. While fitting, a strong absorption feature was detected at 28 keV which has been known as the cyclotron line in the pulsar. In addition to this, an absorption like feature at ~ 45 keV was also detected (see Fig. 2). This feature was seen in the pulsar spectrum while fitting with all the above continuum models. We have identified this feature as the first harmonic of the cyclotron line though it was detected at 1.7 times of fundamental line energy. The statistical significance of the absorption line was also tested by using XSPEC script ‘simftest’. We found the detection of feature with statistical significance of $> 4\sigma$.

Generally, harmonics of the cyclotron line is expected at the multiples of fundamental energy. However, in case of Cep X-4, we have detected the first harmonic below the ideal coupling factor 2. Anharmonicity in line energy has also been seen in other pulsars, where line energies ratio was found at above as well as below 2 (see Table 1 and references therein). Relativistic approximation of photon-electron scattering can contribute to the anharmonicity in cyclotron line energies (Mészáros 1992). However, such low value of line ratio, as seen in Cep X-4, is difficult to explain in this approximation. There are other possibilities by which anharmonicity in cyclotron line energies can be understood. It is probable that the fundamental and harmonic lines are formed at two different scale heights which can have different optical depth. As a result, anharmonicity in the line energy ratio can be observed. Studies on cyclotron lines from Nishimura (2005) showed that increased in magnetic field in line forming region can produce the anharmonic cyclotron line energies. The effect of viewing column/line forming region at large angles can also be the cause (Nishimura 2013). Alternatively, anharmonicity in line energies may indicate the distortion or changes in the magnetic field geometry. However, we have not detected any significant

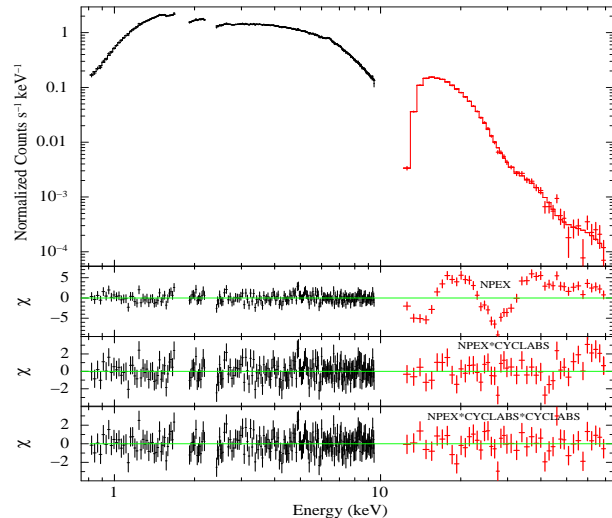


Fig. 2. The 1-70 keV energy spectrum of Cep X-4 fitted with partial covering NPEX model along with 6.4 and 6.9 keV iron lines and cyclotron lines. The second, third and fourth panels show the contributions of the residuals to χ^2 when pulsar continuum was fitted with a partial covering NPEX model without, with one and two cyclotron line components, respectively.

variation in cyclotron line parameters with the pulsar-phases in phase-resolved spectroscopy (see Figure-4 from Jaisawal & Naik, 2015b).

3.3. Discovery of cyclotron line in SMC X-2

SMC X-2 is a high mass X-ray binary pulsar with a spin period of 2.37 s (Corbet et al. 2001). The orbital period of the binary system was estimated to be 18.4 d (Townsend et al. 2011). This source went in to an intense outburst in 2015 September and observed with major X-ray observatories. We have investigated spectral properties of the pulsar with *NuSTAR* and *Swift*/XRT at three different luminosity epochs ($> 10^{38}$ erg/s). The 1-79 keV spectra were well fitted with the traditional pulsar continuum models such as NPEX, fdcut, cutoff power-law along with iron emission line. While fitting, an additional absorption like feature was also detected in the spectra at ~ 27 keV for the first time (see Fig. 3). This feature was seen in a model independent manner and identified as a cyclotron absorption line in the pulsar spectrum. Corresponding to the line energy, the magnetic field of the neutron star was estimated to be 2.3×10^{12} G (Jaisawal & Naik, 2016b).

NuSTAR observations also provided opportunity to probe the luminosity dependence of the cyclotron line in this pulsar. As the observations were performed at three different luminosity levels, we detected a marginal changes in the cyclotron line energy that was anti-correlated with the luminosity (Table 2 in Jaisawal & Naik, 2016b). These luminosity dependent variation in

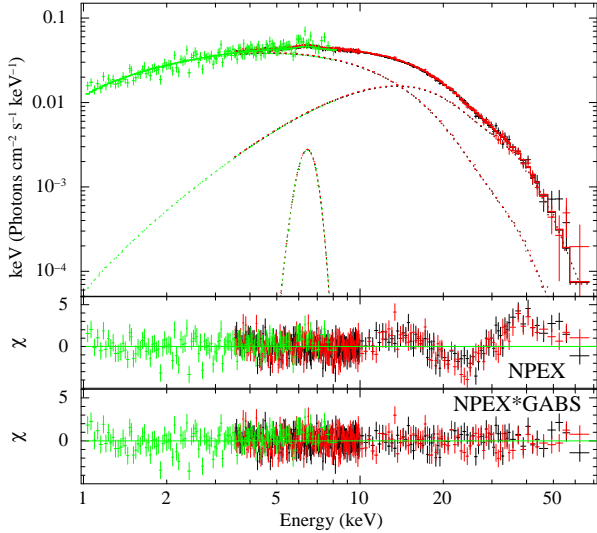


Fig. 3. The 1-79 keV energy spectrum of SMC X-2 obtained from first *NuSTAR* and *Swift*/XRT at the peak of the outburst, fitted with partial covering NPEX model along with 6.4 keV iron line and cyclotron line at 27 keV. The second and third panels show the contributions of the residuals to χ^2 when pulsar continuum was fitted with a partial covering NPEX model without and with cyclotron line component, respectively.

cyclotron line energy can be attributed to the changes in the line forming region. There are a couple of sources which show a positive correlation of cyclotron line energy with luminosity (e.g. GX 304-1; see discussion section in Jaisawal et al. 2016a). It is believed that these correlations are attributed to a critical luminosity. The pulsars below the critical luminosity show a positive correlation and vice-versa. In case of SMC X-2, the source luminosity ($>10^{38}$ erg/s) was in the super-critical regime where the radiation pressure dominates and a shock can be formed above the neutron star surface (Becker et al. 2012). As the luminosity increases, the line-forming region is expected to shift in the accretion column. This results a negative correlation between cyclotron line energy and luminosity.

4. Summary

We have reported the detection of cyclotron line(s) in pulsars such as 4U 1909+07, Cep X-4 and SMC X-2 by using high quality data from *Suzaku* and *NuSTAR* observatories. We have also probed various phenomena such as anharmonicity in line energies, luminosity dependent characteristics as well as mapped the magnetic field around pulsars. The presence of anharmonic lines in Cep X-4 may indicate that the fundamental and first harmonic of cyclotron line were not forming at the same scale. It is also possible that the line-forming regions are viewed at larger angles. For the first time, we detected a

cyclotron line in SMC X-2 along with a negative correlation between cyclotron line energy and luminosity and discussed these findings in term of changes in the line-forming region.

References

- Becker, P.A. et al. 2012, *A&A*, 544, A123
 Bhalerao, V. et al. 2015, *MNRAS*, 447, 2274
 Bodaghee, A. et al. 2016, *ApJ*, 823, 146
 Bonning, E.W. et al. 2005, *A&A*, 436, L31
 Burderi, L., et al. 2000, *ApJ*, 530, 429
 Coburn, W.A. et al. 2001, *ApJ*, 552, 738
 Corbet, R.H.D. et al. 2001, *ApJ*, 548, L41
 D’Ai, A. et al. 2011, *A&A*, 532, 73
 Decesar, M.E. et al. 2013, *ApJ*, 762, 61
 Doroshenko, V. et al. 2010, *A&A*, 515, L1
 Enoto, T. et al. 2008, *PASJ*, 60, S57
 Ferrigno, C. et al. 2007, *A&A*, 462, 995
 Ferrigno, C. et al. 2011, *A&A*, 532, 76
 Fürst, F. et al. 2014, *ApJ*, 784, L40
 La Barbera, A. et al. 2001, *ApJ*, 553, 375
 La Barbera, A. et al. 2003, *A&A*, 400, 993
 Levine, A.M. et al. 2004, *ApJ*, 617, 1284
 Li, J. et al. 2012, *MNRAS*, 426, L16
 Lutovinov, A. et al. 2017, *MNRAS*, 466, 593
 Harrison, F.A. et al. 2013, *ApJ*, 770, 103
 Heindl, W.A. et al. 2001, *ApJ*, 563, L35
 Jaisawal, G.K. et al. 2013, *ApJ*, 779, 54
 Jaisawal, G.K., Naik, S. 2015a, *MNRAS*, 448, 620
 Jaisawal, G.K., Naik, S. 2015b, *MNRAS*, 453, L21
 Jaisawal, G.K. et al. 2016a, *MNRAS*, 457, 2749
 Jaisawal, G.K., Naik, S. 2016b, *MNRAS*, 461, L97
 Manousakis, A. et al. 2009, *A&A*, 498, 217
 McBride, V.A. et al. 2006, *A&A*, 451, 267
 Mészáros, P. 1992, *High-energy radiation from magnetized neutron stars*. Univ. Chicago Press, Chicago, IL
 Mihara, T. et al. 1991, *ApJ*, 379, L61
 Mihara, T. 1991, PhD Thesis
 Morel, T., Grosdidier, Y. 2005, *MNRAS*, 356, 665
 Mitsuda, K. et al. 2007, *PASJ*, 59, 1
 Nakajima, M. et al. 2010, *ApJ*, 710, 1755
 Nishimura, O. 2005, *PASJ*, 57, 769
 Nishimura, O. 2013, *PASJ*, 65, 84
 Orlandini, M. et al. 1998, *ApJ*, 500, L163
 Orlandini, M. et al. 1999, *A&A*, 349, L9
 Orlandini, M. et al. 2012, *ApJ*, 748, 86
 Rivers, E. et al. 2010, *ApJ*, 709, 179
 Rodes-Roca, J.J. et al. 2009, *A&A*, 508, 395
 Suchy, S. et al. 2012, *ApJ*, 745, 124
 Tendulkar, S.P. et al. 2014, *ApJ*, 795, 154
 Terada, Y. et al. 2006, *ApJ*, 648, L139
 Townsend, L.J. et al. 2011, *MNRAS*, 416, 1556
 Tsygankov, S.S. et al. 2012, *MNRAS*, 421, 2407
 Tsygankov, S.S. et al. 2016, *MNRAS*, 457, 258
 Yamamoto, T. et al. 2010, *PASJ*, 63, 751
 Yamamoto, T. et al. 2014, *PASJ*, 66, 59
 Wilson, C.A. et al. 2008, *ApJ*, 678, 1263
 Wheaton, W.A. et al. 1979, *Nature*, 282, 240