arXiv:1705.04601v1 [math.NA] 12 May 2017

Simple non-extensive sparsification of the hierarchical matrices

Daria A. Sushnikova · **Ivan V. Oseledets**

Abstract In this paper, we consider the matrices approximated in $\mathscr{H}^2$ format. Direct solution and preconditioning of systems with such matrices is a challenging problem. We propose non-extensive sparse factorization of the $\mathscr{H}^2$ matrix that allows to substitute the direct solution with the solution of an equivalent sparse matrix of the same size. The sparse factorization is constructed out of parameters of the $\mathscr{H}^2$ matrix. In the numerical experiments, we show the consistency of this approach in comparison to other approximate block low-rank hierarchical solvers, such as HODLR [3] and IFMM [8].

Keywords $\mathscr{H}^2$ matrix · sparse factorization · preconditioning

Mathematics Subject Classification (2000) 65F05 · 15A23 · 65R20 · 65F50

1 Introduction

Problems arising in discretization of boundary integral equations (and a number of other problems with "non-local interaction") lead to dense matrices that can be well-approximated in hierarchical nested block low-rank ($\mathscr{H}^2$ [12,5]) format. Approximate solution and preconditioning of systems with such matrices is a challenging

Section 2 is supported by Russian Foundation for Basic Research grant 17-01-00854, Sections 3, 4 are supported by Russian Foundation for Basic Research grant 16-31-60095, Sectiom 5 is supported by Russian Science Foundation grant 15-11-00033.

D. Sushnikova
Skolkovo Institute of Science and Technology, Nobel St. 3, Skolkovo Innovation Center, Moscow, 143025, Moscow Region, Russia
Tel.: +79637730810
E-mail: d.sushnikova@skoltech.ru

I. Oseledets
Skolkovo Institute of Science and Technology, Nobel St. 3, Skolkovo Innovation Center, Moscow, 143025, Moscow Region, Russia
Institute of Numerical Mathematics Russian Academy of Sciences, Gubkina St. 8, 119333 Moscow, Russia
E-mail: i.oseledets@skolkovotech.ru

problem. In this paper we propose a new representation of $\mathscr{H}^2$ matrices. Namely, we show that $\mathscr{H}^2$ factorization of matrix $A \in \mathbb{R}^{N\times N}$ is equivalent to the factorization

$$A = USV^\top, \tag{1}$$

where $S \in \mathbb{R}^{N\times N}$ is a sparse matrix. Note that the size of matrix S matches the size of matrix A. $U \in \mathbb{R}^{N\times N}$ and $V \in \mathbb{R}^{N\times N}$ are orthogonal matrices that are products of block-diagonal and permutation matrices. Once the factorization (1) is built, we can substitute a solution of the system

$$Ax = b,$$

by a solution of the system with the sparse matrix:

$$Sy = Ub, \tag{2}$$

where $x = V^\top y$. The system (2) can be easily solved using standard sparse tools. In this paper we propose:

- Sparse **non-extensive** factorization for $\mathscr{H}^2$ matrix that leads to solver and preconditioner,
- The algorithm of the construction factors U S and V from coefficients of $\mathscr{H}^2$ matrix,
- Numerical comparison of the proposed method with HODLR [1] and IFMM [9] methods.

2 Compression algorithm

Consider the matrix $A \in \mathbb{R}^{N\times N}$ with $\mathscr{H}^2$ structure. Formal definition of the $\mathscr{H}^2$ matrix is presented in Section 4.1, here we give basic facts that are used in the current section. Matrix A is block matrix with following properties. It consists of two non-intersecting "close" and "far" matrices:

$$A = C_k + F_k, \quad k \in 0, \dots, L$$

block size of zero level is B, block size of k-th level B_k is

$$B_k = 2^k B,$$

$C_k \in \mathbb{R}^{N\times N}$ is block-sparse matrix of full-rank close blocks, and $F_k \in \mathbb{R}^{N\times N}$ is block matrix of far blocks, see Figure 1b. The matrix F_k has low-rank block rows and block columns. Moreover, the nested basis property holds: basis rows for block rows and columns on level l are a subset of basis rows at level $(l-1)$. This is used in the multilevel computations, which is described in Section 2.2.

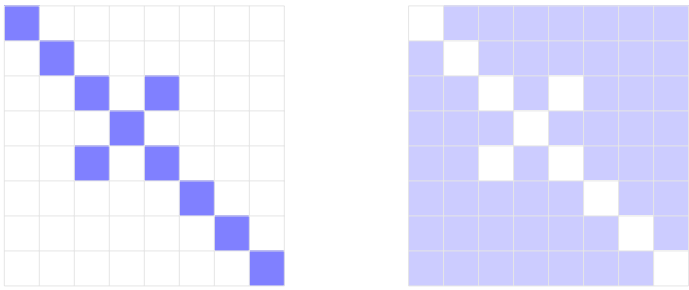

(a) Matrix C_0 (b) Matrix F_0

Fig. 1: Close and far blocks of matrix A at level $l = 0$

2.1 Compression at zero level

First consider the compression procedure at zero block level ($l = 0$). Assume that the number of block rows and columns at zero level is M. Nonzero block $F_{ij} \in \mathbb{R}^{B\times B}$ of far matrix F_0 has low rank:

$$F_{ij} \approx \widetilde{U}_i \widetilde{F}_{ij} \widetilde{V}_j^\top, \quad \forall i, j \in \overline{1 \dots M}$$

where $\widetilde{F}_{ij} \in \mathbb{R}^{N\times N}$ is the compressed far block with the following structure:

$$\widetilde{F}_{ij} = \begin{bmatrix} \dot{F}_{ij} & 0 \\ 0 & 0 \end{bmatrix},$$

where $\dot{F}_{ij} \in \mathbb{R}^{r\times r}$. Matrices $\widetilde{U}_i \in \mathbb{R}^{N\times N}$ and $\widetilde{V}_j \in \mathbb{R}^{N\times N}$ are orthogonal. The blocks in i-th row have the same left orthogonal compression factor $\widetilde{U}_i$ and all blocks in j-th column have the same right factor $\widetilde{V}_j^\top$.

The goal of the compression procedure is to sparsify the matrix A by obtaining the compressed blocks $\widetilde{F}_{ij}$ instead of original blocks F_{ij}. One can achieve this by finding $\widetilde{U}_i$ and $\widetilde{V}_j$ compression matrices and applying matrix $\widetilde{U}_i^\top$ to i-th row and $\widetilde{V}_j$ to j-th column. We introduce the block-diagonal orthogonal compression matrix

$$U_0^\top = \begin{bmatrix} \widetilde{U}_1^\top & 0 & 0 \\ 0 & \ddots & 0 \\ 0 & 0 & \widetilde{U}_M^\top \end{bmatrix}. \tag{3}$$

Similarly, for block columns we obtain the block-diagonal orthogonal compression matrix

$$V_0 = \begin{bmatrix} \widetilde{V}_1 & 0 & 0 \\ 0 & \ddots & 0 \\ 0 & 0 & \widetilde{V}_M \end{bmatrix}. \tag{4}$$

Applying matrices U_0 and V_0 to the matrix A we obtain the matrix A_1 with *compressed* far matrix:

$$A_1 = U_0^\top A V_0.$$

The process is illustrated in Figure 2.



(a) Matrix A (b) Matrix A_1

Fig. 2: Zero level compression

Finally, we obtain:

$$A_1 = U_0^\top (C_0 + F_0) V_0 = U_0^\top C_0 V_0 + \widetilde{F}_1,$$

where $\widetilde{F}_1$ is a compressed far matrix which consists of blocks $\widetilde{F}_{ij}$. Note that the matrix C_0 is available as one of the parameters of the $\mathscr{H}^2$ format, it is a so-called "close matrix".

2.2 Compression at the first level ($l = 1$)

For each block row in A_1 denote the rows with zero far zone by "*non-basis*", and the other rows by "*first level basis*". Assume that each block row (column) has r basis rows (columns) and $(B - r)$ non-basis. Introduce the permutation P_{r1} that puts non-basis block rows before the basis ones preserving the row order and permutation P_{c1} that does the same for columns, see Figure 4a. For the permuted matrix

$$\widetilde{A}_1 = P_{r1} A_1 P_{c1}$$

we obtain

$$\widetilde{A}_1 = \begin{bmatrix} A_{\mathbf{n_1 n_1}} & A_{\mathbf{n_1 b_1}} \\ A_{\mathbf{b_1 n_1}} & A_{\mathbf{b_1 b_1}} \end{bmatrix},$$

where $A_{\mathbf{n_1 n_1}} \in \mathbb{R}^{M(B-r) \times M(B-r)}$ is a submatrix on the intersection of non-basis rows and non-basis columns, $A_{\mathbf{b_1 n_1}} \in \mathbb{R}^{Mr \times M(B-r)}$ is on the intersection of basis rows and non-basis columns and so on, see Figure 4a. Denote the permuted far matrix:

$$\widehat{F}_1 = (P_{r1} \widetilde{F}_1 P_{c1}).$$

Note that permutations P_{r1} and P_{c1} concentrate all nonzero blocks of compressed far zone $\widetilde{F}_1$ inside of the submatrix $A_{\mathbf{b_1 b_1}}$. Denote permuted close matrix:

$$\widehat{C}_1 = (P_{r1} U_0^\top C_0 V_0 P_{c1}). \tag{5}$$

Consider the submatrix $A_{\mathbf{b_1 b_1}} \in \mathbb{R}^{Mr \times Mr}$, note that this matrix has exactly the same close and far block structure as the matrix A, but the block size in $A_{\mathbf{b_1 b_1}}$ is r. Now we join block rows and columns of the matrix $A_{\mathbf{b_1 b_1}}$ by groups of J blocks (e.g. $J = 2$ in Figure 3a). Assume that $Jr = B$.

We will call the grouped blocks "big blocks". Among these blocks, the big block that consists only of far sub-blocks will be called far, the big block that contains at least one close small block will be referred to as close. Denote blocks of the far matrix $\widehat{F}_1$ that become close after grouping by $\widehat{F}_{\mathbf{ml}1}$, see Figure 3. We also introduce a new close matrix with big blocks by

$$C_1 = \widehat{C}_1 + \widehat{F}_{\mathbf{ml}1}. \tag{6}$$

Denote far matrix with big blocks by F_1. Consider this joining for the block $A_{\mathbf{b_1 b_1}}$:

$$A_{\mathbf{b_1 b_1}} = (\widehat{C}_1)_{\mathbf{b_1 b_1}} + \widehat{F}_1 = (\widehat{C}_1)_{\mathbf{b_1 b_1}} + \widehat{F}_{\mathbf{ml}1} + F_1 = (C_1)_{\mathbf{b_1 b_1}} + F_1.$$

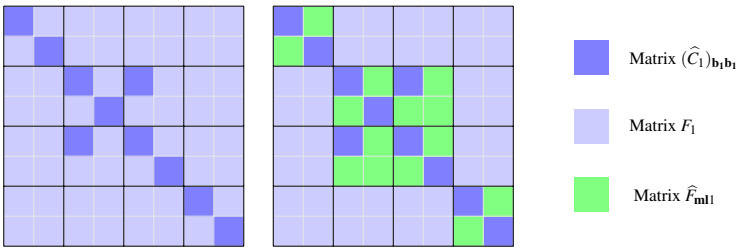

(a) $A_{\mathbf{b_1 b_1}} = (\widehat{C}_1)_{\mathbf{b_1 b_1}} + \widehat{F}_1$ (b) $A_{\mathbf{b_1 b_1}} = (C_1)_{\mathbf{b_1 b_1}} + F_1$

Fig. 3: Small (r-size) and big (B-size) far and close blocks of matrix $A_{\mathbf{b_1 b_1}}$

Similarly, for the matrix $\widetilde{A}_1$:

$$\widetilde{A}_1 = \widehat{C}_1 + \widehat{F}_1 = \widehat{C}_1 + \widehat{F}_{\mathbf{ml}1} + F_1 = C_1 + F_1.$$

It can be shown that block rows and columns of the matrix F_1 have low-rank by the properties of the $\mathscr{H}^2$ matrix A. Similarly to (3) compute orthogonal block-diagonal matrices
$U_{\mathbf{b_1}}, V_{\mathbf{b_1}} \in \mathbb{R}^{Mr \times Mr}$ that compress matrix F_1.

Multiplication of matrix F_1 by matrices $U_{\mathbf{b_1}}$ and $V_{\mathbf{b_1}}$ leads to compression:

$$\widetilde{F}_2 = U_{\mathbf{b_1}}^\top F_1 V_{\mathbf{b_1}}, \tag{7}$$

where the matrix $\widetilde{F}_2$ consists of compressed blocks.

Now we introduce extended matrices $U_{\mathbf{b_1}}$ and $V_{\mathbf{b_1}}$ that can be applied to matrix $\widehat{A}_1$:

$$U_1 = \begin{bmatrix} I_{(N-Mr)\times(N-Mr)} & 0 \\ 0 & U_{\mathbf{b_1}} \end{bmatrix}, \quad V_1 = \begin{bmatrix} I_{(N-Mr)\times(N-Mr)} & 0 \\ 0 & V_{\mathbf{b_1}} \end{bmatrix}. \tag{8}$$

Applying matrices U_1 and V_1 to matrix $\widetilde{A}_1$ we obtain the matrix with compressed first level:

$$A_2 = U_1^\top \widetilde{A}_1 V_1.$$

The process of the first level compression is shown in Figure 4b.

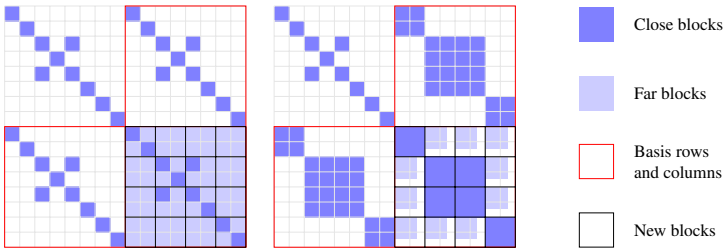

(a) Matrix $\widetilde{A}_1$ (b) Matrix $\widehat{A}_1$

Fig. 4: The first level compression

For the first level we obtain

$$A_2 = U_1^\top (C_1 + F_1) V_1 = U_1^\top C_1 V_1 + \widehat{F}_2.$$

2.3 Compression at all levels

We apply permutation and repeat this procedure L times and obtain:

$$\begin{aligned} A_1 &= U_0^\top A V_0 = U_0^\top C_0 V_0 + \widehat{F}_1 \\ A_2 &= U_1^\top U_0^\top A V_0 V_1 = U_1^\top C_1 V_1 + \widehat{F}_2 \\ &\vdots \\ A_L &= \left(\prod_{k=0}^{L} U_k^\top\right) A \left(\prod_{k=L}^{0} V_k\right) = U_{L-1}^\top C_{L-1} V_{L-1} + \widehat{F}_L = S, \end{aligned} \tag{9}$$

thus

$$A = \left(\prod_{k=L}^{0} U_k\right) S \left(\prod_{k=0}^{L} V_k^\top\right).$$

If we denote

$$U = \prod_{k=0}^{L} U_k, \quad V = \prod_{k=0}^{L} V_k, \tag{10}$$

then the final result of the algorithm is a sparse approximate factorization

$$A = USV^{\top}, \tag{11}$$

where S is a sparse matrix of the same size as matrix A, U and V are orthogonal matrices that are products of permutation and block-diagonal orthogonal matrices.

Remark 1 If matrix A is approximated into $\mathscr{H}^2$ format, then matrices S, U and V can be constructed from parameters of the $\mathscr{H}^2$ representation, see details in Section 4.

Remark 2 Matrices U_i and V_i, $i \in \{1 \dots k\}$ increase fill-in of the blocks $A_{\mathbf{n_i b_i}}$ and $A_{\mathbf{b_i n_i}}$. Thus, sparsity of the matrix S is an area for the additional research. In Section 3 we examine sparsity of the matrix S.

Remark 3 Proposed sparsification algorithm is applicable to the special cases of $\mathscr{H}^2$ matrices such as HSS, HOLDR.

2.4 Pseudo code of the compression algorithm

Algorithm 1: Sparsification algorithm

Input:
- $A \in \mathbb{R}^{N \times N}$ - matrix with $\mathscr{H}^2$ structure
- L - number of levels

Compression:
- **for** $k = 0 \dots L$ **do**
  - M_k - number of blocks on level M_k
  - P_{rk}, P_{ck} basis-nonbasis permutations
  - $\widetilde{A}_k = P_{rk} A_1 P_{ck}$, $(P_{r0} = I, P_{c0} = I)$
  - **for** $i = 1 \dots M_k$ **do**
    - Compute U_{ki} (using SVD of i-th block row of $A_{\mathbf{b_k b_k}}$)
    - Compute V_{ki} (using SVD of i-th block column of $A_{\mathbf{b_k b_k}}$)
  - $U_k = P_{rk}\, \mathbf{diag}(U_{k1}, \dots, U_{kM_k})$
  - $V_k = P_{ck}\, \mathbf{diag}(V_{k1}, \dots, V_{kM_k})$
  - $A_{j+1} = U_j^{\top} A_j V_j$

Output: *Factorization* $A \approx U^{\top} S V$
- $U = \left(\prod_{k=0}^{L} U_k\right)$,
- $V = \left(\prod_{k=0}^{L} V_k\right)$,
- $S = \left(\prod_{k=0}^{L} U_k^{\top}\right) A \left(\prod_{k=L}^{0} V_k\right)$

3 Sparsity of the matrix S

First, define the block sparsity pattern of a block sparse matrix. For a matrix A with M_1 block columns, M_2 block rows and block size B define $\mathbf{bsp}(A)_{B\times B}^{M_1\times M_2}$ (block sparsity pattern) as a function

$$\mathbf{bsp} : \mathbb{R}^{N\times N} \to \mathbb{B}^{M\times M}$$

that returns 1 if the block A_{ij} is nonzero and 0 otherwise. By $\#\mathbf{bsp}(A)_{B\times B}^{M_1\times M_2}$ define the number of nonzero blocks of matrix A.

Proposition 1 *If matrix A has $\mathscr{H}^2$ structure, compression algorithm has L levels, block size B on each level $l \in \overline{0,\dots,L}$, A has zero level close matrix C, and far blocks are compressed with rank $r = B/2$, then compression algorithm for the matrix A leads to the factorization:*

$$A = U^\top SV$$

where U and V are orthogonal matrices equal to the multiplication of block-diagonal compression and permutation matrices

$$U = \left(\prod_{j=0}^{K} U_j P_j^\top\right), \quad V = \left(\prod_{j=0}^{K} V_j P_j^\top\right),$$

S is a sparse matrix that has

$$\#S \leqslant \left(4L + 6(\frac{1}{2^L} - 1)\right) \#\boldsymbol{bsp}(C)_{B\times B}^{M\times M}$$

nonzero blocks of size $(r\times r)$.

Proof Consider the matrix S from (11)*. Thanks to basis-nonbasis row and column permutations P_{ri} and P_{ci} matrix S is separated into blocks S_{ij}, where $i,j \in 0,\dots,L$.*

The number of nonzero blocks in S is equal to sum of nonzero blocks in S_{ij}:

$$\#S = \sum_{i=0}^{L}\sum_{j=0}^{L} S_{ij}.$$

Let us compute the number of nonzero blocks in block S_{ij}. Since on each level we join block rows by groups of J blocks, we obtain:

$$\boldsymbol{bsp}(S_{ij})_{r\times r}^{M/2^i\times M/2^j} = \boldsymbol{bsp}(C)_{2^iB\times 2^jB}^{M/2^i\times M/2^j},$$

where $i,j \in \overline{0,\dots,L}$.

Note that

$$\boldsymbol{bsp}(C)_{2^iB\times 2^jB}^{M/2^i\times M/2^j} \leqslant \frac{\#\boldsymbol{bsp}(C)_{B\times B}^{M\times M}}{2^{\min(i,j)}}$$

Thus

$$\#S \leqslant \sum_{i=0}^{L}\sum_{j=0}^{L} \#\boldsymbol{bsp}(C)_{2^iB\times 2^jB}^{M/2^i\times M/2^j} = \sum_{i=0}^{L}\left(\frac{2(L-i)-1}{2^i}\right)\#\boldsymbol{bsp}(C)_{B\times B}^{M\times M} =$$

$$= \left(4L + 6(\frac{1}{2^L} - 1)\right) \#\boldsymbol{bsp}(C)_{B\times B}^{M\times M}.$$

Obtain

$$\#S \leqslant \left(4L + 6(\frac{1}{2^L} - 1)\right) \#\boldsymbol{bsp}(C)_{B\times B}^{M\times M}.$$

Thus, the number of nonzero blocks in matrix S is less than the number of nonzero blocks in close matrix C multiplied by constant $(4L + 6(\frac{1}{2^L} - 1))$*, if matrix C is block-sparse, and all proposition conditions are met, then matrix S is also sparse.*

4 Building sparse factorization from $\mathscr{H}^2$ coefficients

4.1 Definition of $\mathscr{H}^2$ matrix

In this section we consider the matrix A approximated in $\mathscr{H}^2$ format. There exists a number of efficient ways to build this approximation [15,5]. In this paper, we do not consider the process of building the $\mathscr{H}^2$ matrix and assume that it is given. Let us explain in details how to construct factors in the decomposition (11) from parameters of $\mathscr{H}^2$ matrix A. First, we give the definition of $\mathscr{H}^2$ matrix, the more detailed definition can be found in [5].

Definition 1 (Block cluster trees) Block cluster trees of rows and columns $\mathscr{T}_r$ and $\mathscr{T}_c$ define the hierarchical devision of block rows and columns. At each level of the row cluster tree $\mathscr{T}_r$, each node corresponds to a block row of the matrix A, child nodes correspond to the subrows of this row. Same for the column cluster tree $\mathscr{T}_c$. Assume that we compute levels in the tree from leafs to the root (leaf level $l = 0$).

Definition 2 (Transition matrices) Consider levels $l = 0, 1$ of the row cluster tree $\mathscr{T}_r$. Consider node i from level $l = 1$, and set of its child-nodes at level $l = 0$. Let the matrix $\widehat{R}_i \in \mathbb{R}^{r\times kr}$ be the matrix that generates r basic rows of node i from kr basic rows of its child-rows. Let matrix $R_0 \in \mathbb{R}^{N\times N_1}$ be the rectangular zero to one level transition matrix that generates basic rows for nodes at level $l = 1$ out of basic nodes at level $l = 0$. Let $R_l, l \in \overline{1\ldots L}$ be the l level transition matrix. The set of all level transition matrices is denoted by

$$R = \{R_l\}_0^L.$$

Similarly, for the block column tree define the set of column transition matrices

$$E = \{E_l\}_0^L.$$

Definition 3 (Close and far blocks) Consider the node i at level l of the cluster tree $\mathscr{T}_r$ and the node j from level l of the cluster tree $\mathscr{T}_c$. Each pair (i, j) is defined either as close or as far. If pair is close, the pair $(\mathbf{father}(i), \mathbf{father}(j))$ is obligatory close.

Definition 4 (Close matrix) Define the matrix of close blocks at zero level by "close matrix" C.

Definition 5 (Interaction list) Consider the node i at level l of the cluster tree $\mathscr{T}_r$ and the node j at level l of the cluster tree $\mathscr{T}_c$. If pair (i,j) is far and block $(\text{father}(i), \text{father}(j))$ is close, then block (i,j) is in interaction list of level l. Consider the matrix S_l of interaction blocks. The set of interaction matrices for all levels

$$S = \{S_l\}_1^L$$

is called interaction list.

Definition 6 ($\mathscr{H}^2$ matrix) The matrix $A \in \mathbb{R}^{N\times N}$ is approximated in $\mathscr{H}^2$ format if $\mathscr{T}_c$ and $\mathscr{T}_r$ are block cluster trees of columns and rows of matrix A, if there exist a close matrix C, the set of row transition matrices R, the set of column transition matrices E and interaction list S and if

$$A = C + \sum_{i\in 0}^{L-1} \left(\prod_{j=0}^{i} E_j\right) S_{i+1} \left(\prod_{j=0}^{i} R_j^*\right).$$

4.2 Construction of matrices U and V from the coefficients of $\mathscr{H}^2$ matrix

Let us first construct orthogonal matrices U and V from the factorization (11). According to equation (10):

$$U = \prod_{k=0}^{L} P_{rk} U_k,$$

and

$$V = \prod_{k=0}^{L} P_{ck} V_k.$$

Note that matrices U_k and $V_k, k \in \overline{0\dots L}$, are very close in their meaning to matrices R_l and $E_l, l \in \overline{0\dots L}$ both are level compression matrices. The difference between these matrices is that the diagonal blocks of matrices U_k and V_k are square orthogonal blocks, and diagonal blocks of matrices R_l and E_l are rectangular non-orthogonal blocks.

Thus we can take matrices R_l and E_l, orthogonalize blocks, complete each block to square orthogonal block and obtain the matrices U_k and V_k. The algorithm that orthogonalizes blocks of matrices R_l and E_l is known as the $\mathscr{H}^2$ compression algorithm, it can be found in [5]. Compression of blocks can be done by QR decomposition of blocks with the square Q factor. Permutations P_{rk} and P_{ck} can be constructed from the cluster trees.

4.3 Construction of the matrix S from the coefficients of $\mathscr{H}^2$ matrix

According to equations (9), equation (5) and equation (6):

$$S = U_{L-1}^\top C_{L-1} V_{L-1} + \widehat{F}_L =$$

$$= U_{L-1}^\top (\dots (U_1^\top (U_0^\top C_0 V_0 + \widehat{F}_{\text{ml1}}) V_1 + \widehat{F}_{\text{ml2}}) \dots) V_{L-1} + \widehat{F}_L.$$

Construction of matrices U_i and V_i is shown in the previous subsection, matrix C_0 is stored in the $\mathscr{H}^2$ matrix explicitly as close matrix C, matrices $\widehat{F}_{\mathrm{ml}i}$ are exactly matrices S_i from interaction list, matrix $\widehat{F}_L$ is matrix S_L. Thus, matrix S can be easily computed from the coefficients of the $\mathscr{H}^2$ matrix.

5 Numerical experiments

Sparsification algorithm is implemented in the Python programming language as an extension to the h2tools [15] library. All computations are performed on MacBook Air with a 1.3GHz Intel Core i5 processor and 4 GB 1600 MHz DDR3 RAM.

First, we give the timing of the sparse factorization and numerically show that the matrix S in factorization (1) is indeed sparse. Then we consider the sparse factorization of the $\mathscr{H}^2$ matrix combined with a sparse direct solver as direct solver for the $\mathscr{H}^2$ matrix and compare this approach with HODLR direct solver. Finally, we consider sparse factorization with the matrix S factorized by the ILUt method as a preconditioner for GMRES solver with $\mathscr{H}^2$ matrix by vector product.

5.1 Sparsity of the factor S and sparsification timing

In Section 3 we have studied the sparsity of matrix S analytically. Here we present the numerical illustration that matrix S is indeed sparse. Tests are performed for two $\mathscr{H}^2$ matrices.

Example 1

$$A_{ij} = \begin{cases} \frac{1}{|r_i - r_j|} & \text{if } i \neq j \\ 0, & \text{if } i = j \end{cases}, \tag{12}$$

where $r_i \in \mathbb{R}^2$ or $r_i \in \mathbb{R}^3$ is the position of the i-th element. In Figure 5 this $\mathscr{H}^2$ matrix is denoted by “inv”.

Example 2

$$A_{ij} = 2\delta_{ij} + \exp(-||r_i - r_j||^2), \tag{13}$$

where $r_i \in \mathbb{R}^2$ or $r_i \in \mathbb{R}^3$ is the position of the i-th element. In Figure 5 this $\mathscr{H}^2$ matrix is denoted by “exp”.

For both examples $\mathscr{H}^2$ matrix approximation accuracy is $\varepsilon = 10^{-6}$.

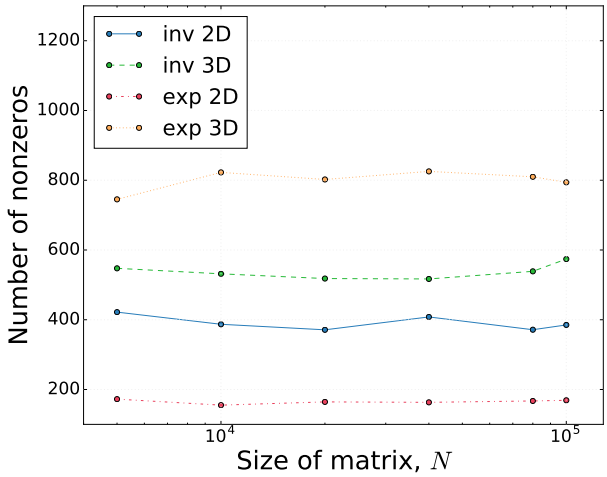

Fig. 5: Number of nonzero elements for matrices from Examples 1 and 2 in 2D and 3D.

The number of nonzero elements does not grow with the size of the matrix, thus we can say that S is sparse.

In Figure 6 we show the time of the sparse factorization of $\mathscr{H}^2$ matrices with cores (12) and (13) denoted by ”inv” and ”exp”.

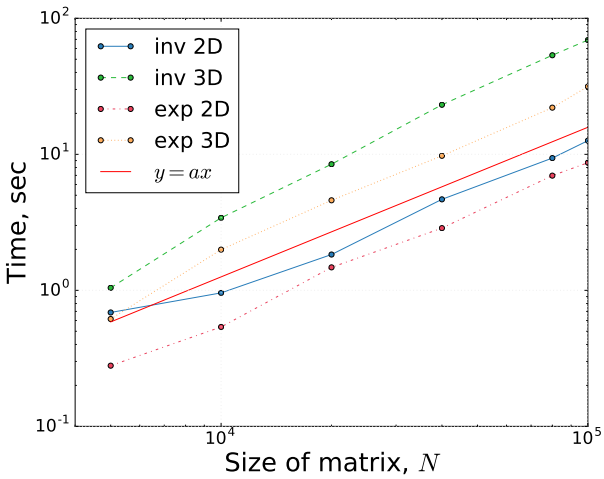

Fig. 6: Timing of sparsification building for matrices from Examples 1 and 2 in 2D and 3D.

Sparsification time grows almost linearly.

5.2 Comparison to HODLR

Paper [3] considers the HODLR approximation and factorization of the dense matrix as an efficient way to compute the determinant of the dense matrix. We propose the $\mathscr{H}^2$ approximation, sparsification and sparse factorization of the dense matrix as an alternative. Tests are performed for 3D data, for matrix

$$A_{ij} = 2\delta_{ij} + \exp(-||r_i - r_j||^2),$$

where $r_i \in \mathbb{R}^3$ is the position of the i-th element. In Figure 7 we show the time comparison for this two approaches.

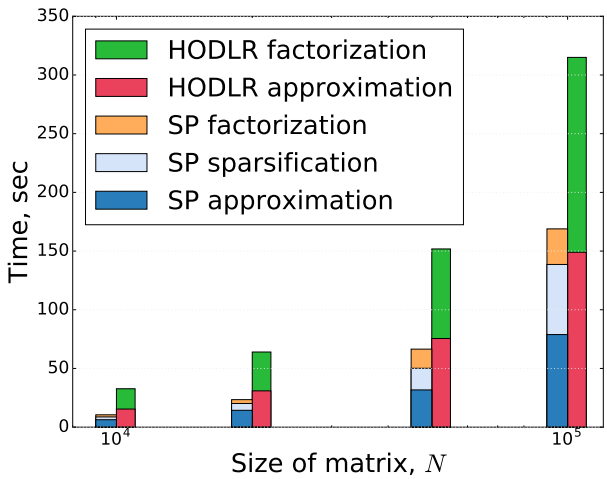

Fig. 7: Comparison of the $\mathscr{H}^2$ sparsification approach with HODLR solver in 3D.

Total solution time comparison is presented in Figure 8.

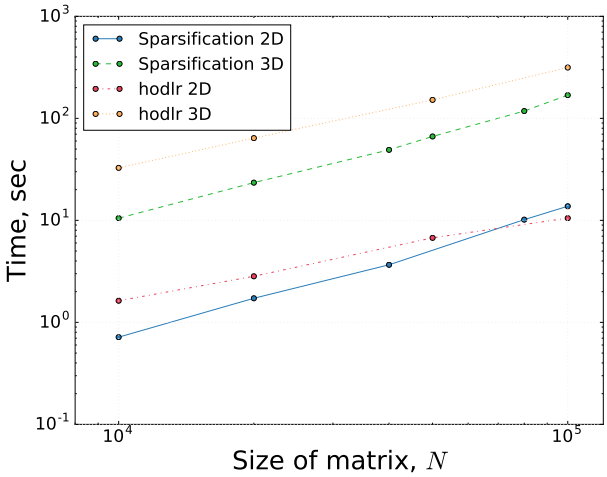

Fig. 8: Comparison of the $\mathscr{H}^2$ sparsification approach with HODLR solver in 2D and 3D.

5.3 Sparsification method as a preconditioner

$\mathscr{H}^2$ matrix is an efficient tool to multiply a matrix by a vector. This allows to apply iterative solvers like GMRES to solution of the systems with $\mathscr{H}^2$ matrix. But the preconditioning is still a challenging problem due to complexity of the factorization of the $\mathscr{H}^2$ matrix. We propose to use the approximately factored sparsification of the $\mathscr{H}^2$ matrix as a preconditioner to iterative method. For tests we use randomly distributed 3D data with following interaction matrix.

Example 3

$$A_{ij} = \begin{cases} 1 & \text{if } i = j \\ \frac{|r_i - r_j|}{d} & \text{if } 0 < |r_i - r_j| < d \\ \frac{d}{|r_i - r_j|}, & \text{if } |r_i - r_j| \geqslant d \end{cases},$$

where $r_i \in \mathbb{R}^3$ is the position of the i-th element.

This example is used for testing of IFMM method as a preconditioning in [8], so we have chosen this example for the convenient comparison.

This matrix is useful for the iterative tests since condition number of this matrix significantly depends on the parameter d: the larger d is, the larger condition number is.

Example with well-conditioned matrix. First, consider the matrix from Example 3 with $d = 10^{-3}$, condition number $\text{cond}(A) = 10$. We solve this system using

GMRES iterative solver for the matrix approximated in $\mathscr{H}^2$ format with accuracy $\varepsilon = 10^{-9}$ and as a preconditioner we use $\mathscr{H}^2$ approximation of the matrix A with accuracy $\varepsilon = 10^{-3}$ sparsified and factorized with ILUt decomposition. Figure 9 shows convergence of the GMRES method with different ILUt threshold parameters. The required residual of the GMRES method $r = 10^{-10}$.

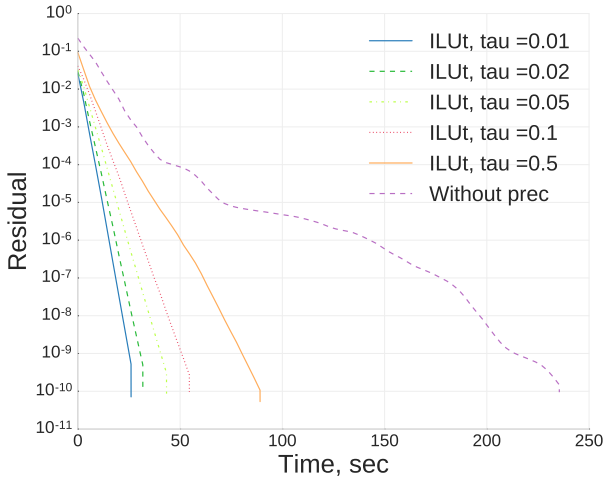

Fig. 9: Convergence of GMRES with different drop tolerance parameter of the ILUt preconditioner

The standard trade off: the more time on the preconditioner building we spend, the faster iterations converge. Figure 10 illustrates the total time required for the system solution (including the sparsification construction).

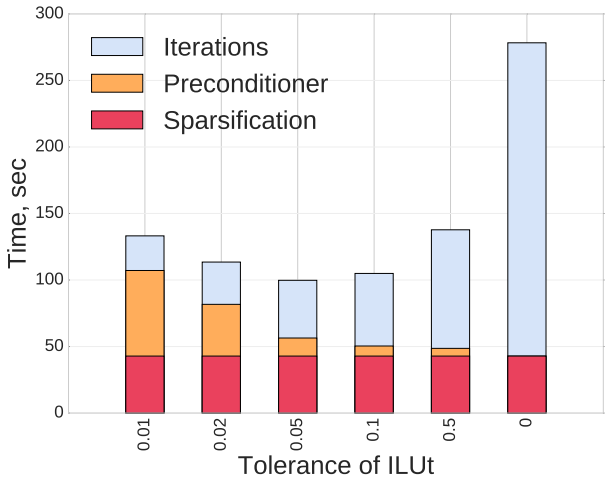

Fig. 10: Contribution into total time of sparsification, factorization and iterations

We show the total time required for $\mathscr{H}^2$ matrix sparsification, time required for building the ILUt preconditioner with dropping tolerance $\tau = 2 \times 10^{-2}$ and iterations timing in Figure 11a.

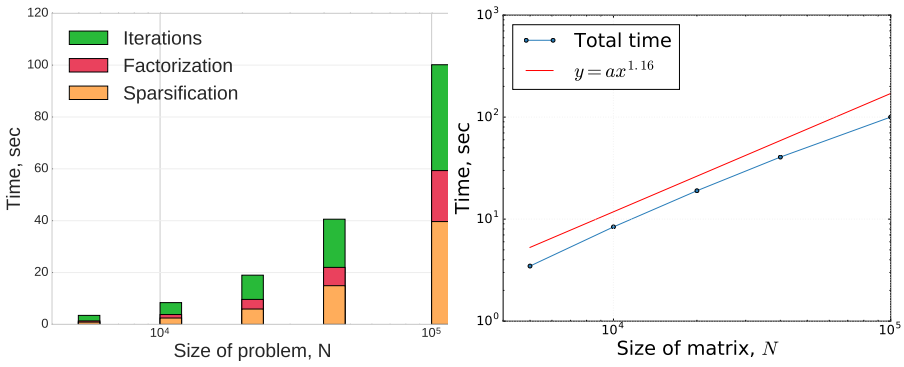

(a) Contribution into total time of sparsification, factorization and iterations

(b) Total time

Fig. 11: Total solution time

Example with ill-conditioned matrix. Consider the matrix from Example 3 with $d = 10^{-2}$, condition number $\mathrm{cond}(A) = 10^4$. As in the previous paragraph, we solve this system using GMRES iterative solver for the matrix approximated in $\mathscr{H}^2$ format with accuracy $\varepsilon = 10^{-9}$ and as a preconditioner we used $\mathscr{H}^2$ approximation of the matrix A with accuracy $\varepsilon = 10^{-3}$ sparsified and factorized with ILUt decomposition.

In Figure 12 convergence till the tolerance 10^{-10} for different ILUt parameters is shown.

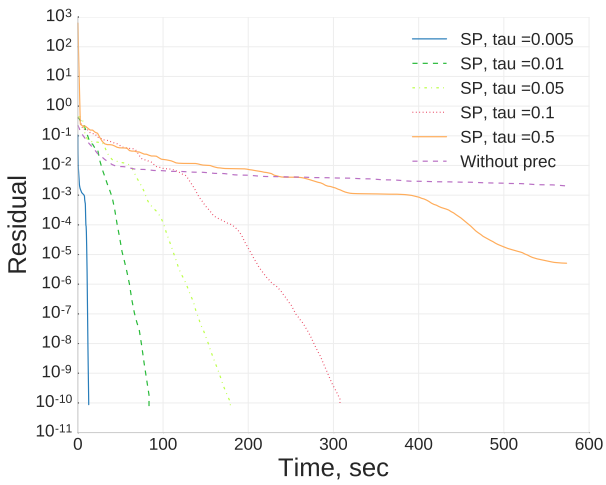

Fig. 12: Convergence of GMRES with different preconditioners, $N = 10^5$

In Figure 13 the total solution time for different ILUt parameters is shown.

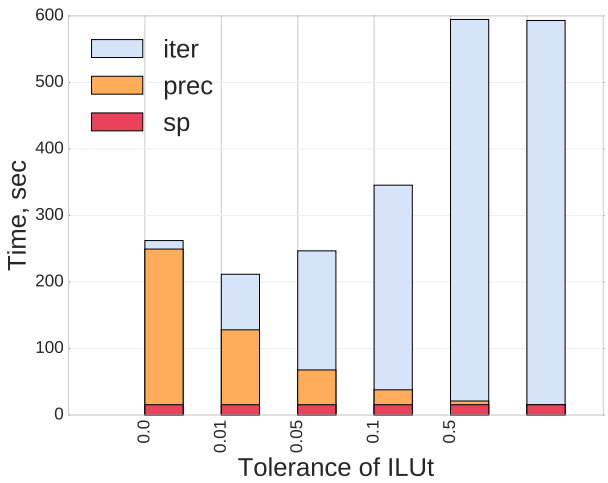

Fig. 13: Contribution into total time of sparsification, factorization and iterations, $N = 10^5$

As we can see, the optimal ILUt parameter for this problem is $\tau = 10^{-2}$. Figure 14b presents the total time required for solution of the system with optimal ILUt parameter.

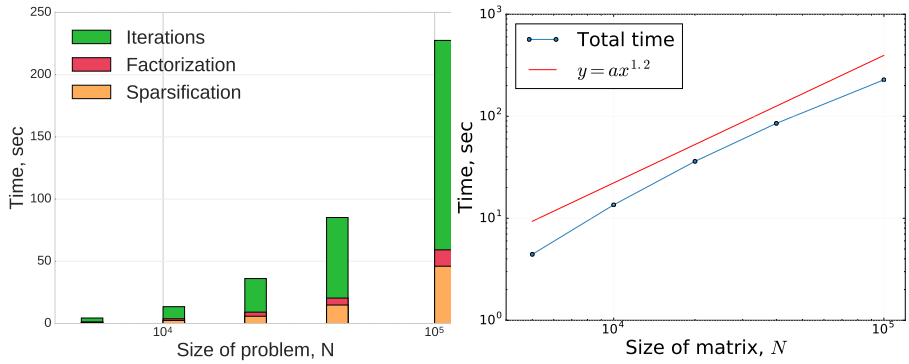

(a) Contribution into total time of sparsification, factorization and iterations

(b) Total time

Fig. 14: Total solution time

We compared the results of our solver (GMRES preconditioned by sparsification method) with results of IFMM solver presented in [8] for the same problem, same parameters and similar hardware. For test we used matrix from Example 3 with 3D data, matrix size $N = 10^5$, iterative method GMRES till the residual $r = 10^{-10}$, parameters $d = \{10^{-3}, 10^{-2}\}$ for well- and ill-conditioned systems. We present the best total solution time achieved in experiments for both methods in Table 1.

	$d = 10^{-3}$	$d = 10^{-2}$
IFMM solution time, sec	118	301
Sparsification solution time, sec	96	218

Table 1: Comparison with IFMM method.

Note that sparsification method is implemented in Python programing language and can be significantly improved by applying Cython or switching to another programing language (as C++ or Fortran).

6 Related work

Hierarchical low-rank matrix formats such as $\mathscr{H}$ [12,6], HODLR [1,3], HSS [14, 7,16], $\mathscr{H}^2$ [12,5] matrices and etc., that are matrix analogies of the fast multipole method [11,10], have two significant features: they do store information in data-sparse formats and they provide the fast matrix by vector product. Fast ($\mathscr{O}(N)$, where

N is size of the matrix) matrix by vector product allows to apply iterative solvers. Data-sparse representation allows to store matrix in $\mathcal{O}(N)$ cells of memory, but storage scheme is usually complicated.

If the hierarchical matrix is ill-conditioned, then pure iterative solver fails and it is required to apply either approximate direct solver or preconditioner (that is also approximate direct solver, probably with lower accuracy). Due to complex storage schemes of hierarchical matrices, construction of the approximate direct solver is a challenging problem. There exists two general approaches to approximate direct solution of $\mathcal{H}^2$ matrix: factorization of hierarchical matrix [4, 14, 16], and sparsification of the hierarchical matrix followed by factorization of the sparse matrix [2, 19].

The factorization approach is more popular for hierarchical matrices with strong low-rank structure, also known as hierarchical matrices with weak-admissibility criteria ($\mathcal{H}$, HODLR, HSS matrices). For the $\mathcal{H}$ matrix was proposed algorithm $\mathcal{H}$-LU [4], the algorithms with almost linear complexity that has been successfully applied to many problems. The major drawback of the $\mathcal{H}$-LU algorithm is that factorization time and memory required for L and U factors can be quite large. Approximate direct solvers based on factorization of HSS [16, 20, 13, 17] and HODLR [1, 3, 14] matrices are well studied.

The sparsification approach is usually applied to hierarchical matrices with weak-admissibility criteria ($\mathcal{H}^2$ matrices). Sparsification algorithms transform $\mathcal{H}^2$ matrix into the sparse matrix and then factorize the sparse matrix. Algorithm, proposed in this paper is the sparsification algorithm. The main difference between presented work and the other works [2, 8, 19] that previously hierarchical matrix was sparsified using the sparse matrices of larger sizes. Characteristic size inflating coefficient is $k = 5$, depending on the number of levels in the tree. Another drawback is that sparse extended matrix is not necessarily a positive definite matrix. We propose sparsification that leads to the sparse matrix of the same size with the hierarchical matrix. Also proposed sparsification preserves symmetry and positive definiteness.

The main idea of the sparsification algorithm is the compression of the far blocks, the very close idea of the compression of the fill-in blocks during the block Cholesky factorization of a sparse matrix is presented in works [18, 21].

7 Conclusions

We have proposed a new approach to the solution of the systems with $\mathcal{H}^2$ matrices that is based on sufficient non-extensive sparsification of the $\mathcal{H}^2$ matrix. Proposed sparsification is suitable for any $\mathcal{H}^2$ matrices (including non-symmetric) and preserves such important properties of the matrix as its size, symmetry (if exists) and positive definite (if exists).

References

1. Ambikasaran, S., Darve, E.: An $\mathcal{O}(n \log n)$ fast direct solver for partial hierarchically semi-separable matrices. J. Sci. Comput. **57**(3), 477–501 (2013)

2. Ambikasaran, S., Darve, E.: The inverse fast multipole method. arXiv preprint arXiv:1309.1773 (2014)
3. Ambikasaran, S., Foreman-Mackey, D., Greengard, L., Hogg, D.W., ONeil, M.: Fast direct methods for gaussian processes. IEEE T. Pattern Anal. **38**(2), 252–265 (2016)
4. Bebendorf, M.: Hierarchical LU decomposition-based preconditioners for BEM. Computing **74**(3), 225–247 (2005)
5. Börm, S.: Efficient numerical methods for non-local operators: $\mathscr{H}^2$-matrix compression, algorithms and analysis, vol. 14. European Mathematical Society (2010)
6. Borm, S., Grasedyck, L., Hackbusch, W.: Introduction to hierarchical matrices with applications. Eng. Anal. Bound Elem. **27**(5), 405–422 (2003). DOI 10.1016/S0955-7997(02)00152-2
7. Chandrasekaran, S., Dewilde, P., Gu, M., Lyons, W., Pals, T.: A fast solver for HSS representations via sparse matrices. SIAM J. Matrix Anal. A. **29**(1), 67–81 (2006)
8. Coulier, P., Pouransari, H., Darve, E.: The inverse fast multipole method: using a fast approximate direct solver as a preconditioner for dense linear systems. arXiv preprint arXiv:1508.01835 (2015)
9. Coulier, P., Pouransari, H., Darve, E.: The inverse fast multipole method: using a fast approximate direct solver as a preconditioner for dense linear systems. arXiv preprint arXiv:1508.01835 (2015)
10. Greengard, L., Rokhlin, V.: A fast algorithm for particle simulations. J. Comput. Phys. **73**(2), 325–348 (1987)
11. Greengard, L., Rokhlin, V.: The rapid evaluation of potential fields in three dimensions. Springer (1988)
12. Hackbusch, W., Khoromskij, B., Sauter, S.: On $\mathscr{H}^2$-matrices. In: H.-J. Bungartz, et al. (eds.), Lectures on Applied Mathematics, pp. 9–30. Springer-Verlag, Berlin Heidelberg (2000)
13. Martinsson, P.G.: A fast randomized algorithm for computing a hierarchically semiseparable representation of a matrix. SIAM J. Matrix Anal. A. **32**(4), 1251–1274 (2011)
14. Martinsson, P.G., Rokhlin, V.: A fast direct solver for boundary integral equations in two dimensions. J. Comput. Phys. **205**(1), 1–23 (2005)
15. Mikhalev, A.: `https://bitbucket.org/muxas/h2tools` (2013)
16. Sheng, Z., Dewilde, P., Chandrasekaran, S.: Algorithms to solve hierarchically semi-separable systems. In: System theory, the Schur algorithm and multidimensional analysis, pp. 255–294. Springer (2007)
17. Solovyev, S.: Multifrontal hierarchically solver for 3d discretized elliptic equations. In: International Conference on Finite Difference Methods, pp. 371–378. Springer (2014)
18. Sushnikova, D.A., Oseledets, I.V.: " compress and eliminate" solver for symmetric positive definite sparse matrices. arXiv preprint arXiv:1603.09133 (2016)
19. Sushnikova, D.A., Oseledets, I.V.: Preconditioners for hierarchical matrices based on their extended sparse form. Russ. J. Numer. Anal. M. **31**(1), 29–40 (2016)
20. Xia, J., Chandrasekaran, S., Gu, M., Li, X.S.: Superfast multifrontal method for large structured linear systems of equations. SIAM J. Matrix Anal. A. **31**(3), 1382–1411 (2009)
21. Yang, K., Pouransari, H., Darve, E.: Sparse hierarchical solvers with guaranteed convergence. arXiv preprint arXiv:1611.03189 (2016)