

Low-Complexity Decoding for Symmetric, Neighboring and Consecutive Side-information Index Coding Problems

Mahesh Babu Vaddi and B. Sundar Rajan

Department of Electrical Communication Engineering, Indian Institute of Science, Bengaluru 560012, KA, India

E-mail: {mahesh, bsrajan}@ece.iisc.ernet.in

Abstract—The capacity of symmetric, neighboring and consecutive side-information single unicast index coding problems (SNC-SUICP) with number of messages equal to the number of receivers was given by Maleki, Cadambe and Jafar. For these index coding problems, an optimal index code construction by using Vandermonde matrices was proposed. This construction requires all the side-information at the receivers to decode their wanted messages and also requires large field size. In an earlier work, we constructed binary matrices of size $m \times n$ ($m \geq n$) such that any n adjacent rows of the matrix are linearly independent over every field. Calling these matrices as Adjacent Independent Row (AIR) matrices using which we gave an optimal scalar linear index code for the one-sided SNC-SUICP for any given number of messages and one-sided side-information. By using Vandermonde matrices or AIR matrices, every receiver needs to solve $K - D$ equations with $K - D$ unknowns to obtain its wanted message, where K is the number of messages and D is the size of the side-information. In this paper, we analyze some of the combinatorial properties of the AIR matrices. By using these properties, we present a low-complexity decoding which helps to identify a reduced set of side-information for each users with which the decoding can be carried out. By this method every receiver is able to decode its wanted message symbol by simply adding some index code symbols (broadcast symbols). We explicitly give both the reduced set of side-information and the broadcast messages to be used by each receiver to decode its wanted message. For a given pair of receivers our decoding identifies which one will perform better than the other when the broadcast channel is noisy.

I. INTRODUCTION AND BACKGROUND

In an index coding problem, there is a unique source S having a set of K messages $X = \{x_0, x_1, \dots, x_{K-1}\}$ and a set of m receivers $\mathcal{R} = \{R_0, R_1, \dots, R_{m-1}\}$. The messages x_k , $k \in \{0, 1, 2, \dots, K-1\} = [0 : K-1]$ take values from some finite field \mathbb{F}_q . Each receiver $R_k \in \mathcal{R}$ is specified by the tuple $(\mathcal{W}_k, \mathcal{K}_k)$, where $\mathcal{W}_k \subseteq X$ are the messages demanded by R_k and $\mathcal{K}_k \subseteq X \setminus \mathcal{W}_k$ is the information known at the receiver called as side-information of the receiver. An index coding problem is completely specified by (X, \mathcal{R}) and it is referred as $\mathcal{I}(X, \mathcal{R})$.

An *index code* over \mathbb{F}_q for an instance of the index coding problem $\mathcal{I}(X, \mathcal{R})$, is an encoding function $\mathcal{E} : \mathbb{F}_q^K \rightarrow \mathbb{F}_q^N$ such that for each receiver R_k , $k \in [0 : m-1]$, there exists a decoding function $\mathcal{D}_k : \mathbb{F}_q^N \times \mathbb{F}_q^{|\mathcal{K}_k|} \rightarrow \mathbb{F}_q^{|\mathcal{W}_k|}$ satisfying $\mathcal{D}_k(\mathcal{E}(X), \mathcal{K}_k) = \mathcal{W}_k, \forall X \in \mathbb{F}_q^K$. An index code is said to

be *linear* if the encoding function \mathcal{E} is linear. The parameter N is called the *length* of the index code.

Birk and Kol [2] introduced the problem of index coding with side-information. Ong and Ho [5] classify the binary index coding problem depending on the demands and the side-information possessed by the receivers. An index coding problem is unicast if the demand sets of the receivers are disjoint. An index coding problem is single unicast if the demand sets of the receivers are disjoint and the cardinality of demand set of every receiver is one. Any unicast index problem can be converted into a single unicast index coding problem. Bar-Yossef *et al.* [3] studied single unicast index coding problems. It was found that the length of an optimal linear index code is equal to the minrank of the side-information graph of the index coding problem but finding the minrank is NP hard [7].

Maleki *et al.* [1] found the capacity of symmetric neighboring and consecutive side-information single unicast index coding problem (SNC-SUICP). In a SNC-SUICP with equal number of K messages and source-destination pairs, each destination has a total of $U + D = A < K$ side-information, corresponding to the U messages before and D messages after its desired message. In this setting, the k -th receiver R_k demands the message x_k having the side-information

$$\{x_{k-U}, \dots, x_{k-2}, x_{k-1}\} \cup \{x_{k+1}, x_{k+2}, \dots, x_{k+D}\}. \quad (1)$$

The symmetric capacity of this index coding problem is:

$$C = \begin{cases} 1, & A = K - 1 \\ \frac{U+1}{K-A+2U}, & A \leq K - 2 \end{cases} \quad \text{per message}, \quad (2)$$

where $U, D \in \mathbb{Z}$, $0 \leq U \leq D$, and $U + D = A < K$. In the setting of [1] with one sided side-information cases, i.e., the cases where U is zero,

$$\mathcal{K}_k = \{x_{k+1}, x_{k+2}, \dots, x_{k+D}\}, \quad (3)$$

for which (2) reduces to

$$C = \begin{cases} 1 & \text{if } D = K - 1 \\ \frac{1}{K-D} & \text{if } D \leq K - 2, \end{cases} \quad (4)$$

symbols per message.

The SNC-SUICP considered in this paper was referred as symmetric neighboring antidote multiple unicast index coding problem by Maleki, Cadambe and Jafar in [1].

A. Motivation and Contributions

Maleki *et al.* [1] proposed index code construction by using Vandermonde matrices. However the index code construction procedure by using Vandermonde matrices require large field size and the field size in this method depends on the number of messages K . This method also requires every receiver to use all of its D side-information to decode its wanted message. The problem of finding an optimum length index code is known to be NP-hard [3], [6] and the complexity of finding an optimal solution increases exponentially with number of messages and the number of side-information. In [10], we gave a construction of binary matrices with a given size $m \times n$ ($m \geq n$), such that any n adjacent rows in the matrix are linearly independent over every field \mathbb{F}_q . We refer these matrices as Adjacent Independent Row (AIR) matrices. By using AIR matrices, we presented capacity achieving scalar linear codes for given K and D over every field \mathbb{F}_q , which is independent of K . By using Vandermonde matrices or AIR matrices, every receiver require to solve $K - D$ equations with $K - D$ unknowns to know its wanted message. The contributions of this paper may be summarized as below:

- First we express the optimal scalar linear codes given in [10] in terms of a set of Boolean expressions.
- We analyze some of the combinatorial properties of AIR matrices. By using these properties, we give a simple low-complexity decoding procedure for one-sided SNC-SUICP index codes by using AIR matrices. By using this decoding procedure, every receiver can decode its wanted message by simply adding some subset of index code symbols (broadcast symbols) instead of solving $K - D$ linear equations.
- We give a reduced set of side-information required by each receiver to decode its wanted message. We explicitly specify this reduced set and the set of broadcast transmissions to be used by every receiver.
- Our decoding procedure identifies receivers that will perform better than some others when the broadcast channel is noisy. Moreover, it also identifies the receivers which will be able to decode their wanted messages instantly (without using buffers), i.e., the receivers for which the index code appears as an instantly decodable network code (IDNC) [12].

The remaining part of this paper is organized as follows. Definition of AIR matrices by an algorithmic Construction and the structure of their submatrices are given in Section II. In Section III, we present the optimal index code for one-sided SNC-SUICP by using AIR matrices in Boolean expressions. The low-complexity decoding and the reduced side-information patterns used by the receivers are explained in Section IV. In V, we study the performance of proposed reduced complexity decoding for one-sided SNC-SUICP in noisy index coding environment. We conclude the paper in Section VI with a brief discussion and possible directions for further work.

All the subscripts in this paper are to be considered

modulo K .

II. AIR MATRICES AND THEIR SUB-MATRICES

In this section, we express optimal scalar linear index code for one-sided SNC-SUICP by using AIR matrices in Boolean expression. We study some of the combinatorial properties of AIR matrices and by using these properties, we give the simplified decoding and reduced side-information patterns for the SNC-SUICP.

Given K and D the $K \times (K - D)$ matrix obtained by Algorithm I is called the (K, D) AIR matrix and it is denoted by $\mathbf{L}_{K \times (K-D)}$. The general form of the (K, D) AIR matrix is shown in Fig. 1. It consists of several submatrices (rectangular boxes) of different sizes as shown in Fig.1. The location and sizes of these submatrices are used subsequently to obtain a Boolean expression for the index code and a Boolean expression for the decoding of all the messages.

The description of the submatrices are as follows: Let m and n be two positive integers and n divides m . The following matrix denoted by $\mathbf{I}_{m \times n}$ is a rectangular matrix.

$$\mathbf{I}_{m \times n} = \left[\begin{array}{c} \mathbf{I}_n \\ \mathbf{I}_n \\ \vdots \\ \mathbf{I}_n \end{array} \right] \left\} \frac{m}{n} \text{ number of } \mathbf{I}_n \text{ matrices} \quad (5)$$

and $\mathbf{I}_{n \times m}$ is the transpose of $\mathbf{I}_{m \times n}$. We will call the $\mathbf{I}_{m \times n}$ matrix the $(m \times n)$ identity matrix.

Algorithm 1. Algorithm to construct the AIR matrix \mathbf{L} of size $K \times (K - D)$

Given K and D let $\mathbf{L} = K \times (K - D)$ blank unfilled matrix.

Step 1

- 1.1: Let $\mathbf{M} = K \times (K - D)$ blank unfilled matrix.
- 1.2: Let $K = q(K - D) + r$ for $r < K - D$.
- 1.3: Use $\mathbf{I}_{q(K-D) \times (K-D)}$ to fill the first $q(K - D)$ rows of the unfilled part of \mathbf{L} .
- 1.4: If $r = 0$, Go to Step 3.

Step 2

- 2.1: Let $\mathbf{M} = r \times (K - D)$ unfilled part of the matrix \mathbf{L} .
- 2.2: Let $(K - D) = q'r + r'$ for $r' < r$.
- 2.3: Use $\mathbf{I}_{q'r \times r}^T$ to fill the first $q'r$ columns of the unfilled part of \mathbf{L} .
- 2.4: If $r' = 0$, go to Step 3.
- 2.5: $K \leftarrow r$ and $K - D \leftarrow r'$.
- 2.6: Go to Step 1.

Step 3 Exit.

end

The simplicity of Algorithm I is illustrated by the following two AIR matrices, discussed in the following section, $\mathbf{L}_{10 \times 7}$ and $\mathbf{L}_{17 \times 10}$ in Examples 1 and 2 respectively. AIR matrices $\mathbf{L}_{13 \times 10}$, $\mathbf{L}_{13 \times 3}$ and $\mathbf{L}_{44 \times 27}$ can be seen in Examples 3,4 and

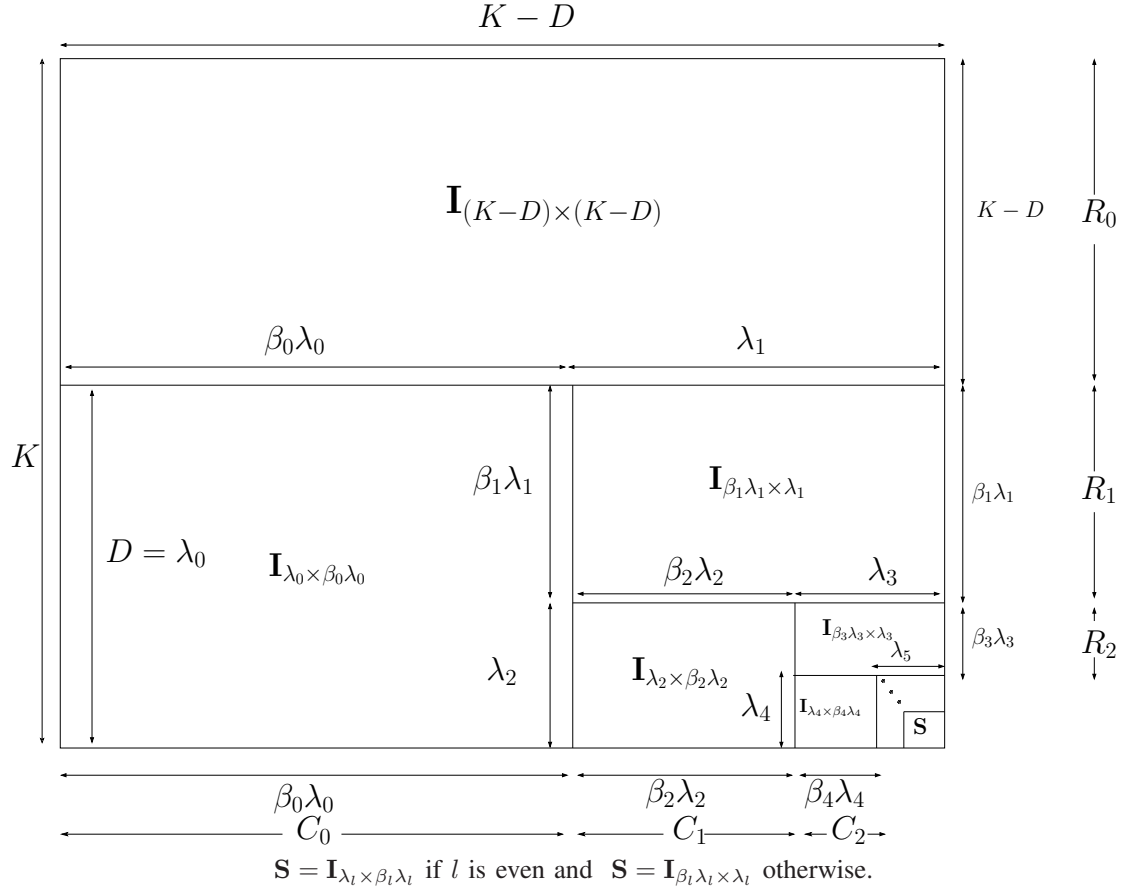


Fig. 1. AIR matrix of size $K \times (K - D)$.

6 in the following sections.

$$\mathbf{L}_{10 \times 7} = \begin{bmatrix} 1000000 \\ 0100000 \\ 0010000 \\ 0001000 \\ 0000100 \\ 0000010 \\ 0000001 \\ \hline 1001001 \\ 0100101 \\ 0010011 \end{bmatrix}$$

$$\mathbf{L}_{17 \times 10} = \begin{bmatrix} 1000000000 \\ 0100000000 \\ 0010000000 \\ 0001000000 \\ 0000100000 \\ 0000010000 \\ 0000001000 \\ 0000000100 \\ 0000000010 \\ 0000000001 \\ \hline 1000000100 \\ 0100000010 \\ 0010000001 \\ 0001000100 \\ 0000100010 \\ 0000010001 \\ 0000001111 \end{bmatrix}$$

AIR matrices have been shown to be giving optimal length index codes for one-sided SNC-SUICP problems [10] and are shown to be useful to obtain optimal length index codes for two-sided SNC-SUICP problems in [11].

Towards explaining the other quantities shown in the AIR

matrix shown in Fig. 1, for a given K and D , let $D = \lambda_0$ and

$$\begin{aligned}
K - D &= \beta_0 \lambda_0 + \lambda_1, \\
\lambda_0 &= \beta_1 \lambda_1 + \lambda_2, \\
\lambda_1 &= \beta_2 \lambda_2 + \lambda_3, \\
\lambda_2 &= \beta_3 \lambda_3 + \lambda_4, \\
&\vdots \\
\lambda_i &= \beta_{i+1} \lambda_{i+1} + \lambda_{i+2}, \\
&\vdots \\
\lambda_{l-1} &= \beta_l \lambda_l.
\end{aligned} \tag{6}$$

where $\lambda_{l+1} = 0$ for some integer l , λ_i, β_i are positive integers and $\lambda_i < \lambda_{i-1}$ for $i = 1, 2, \dots, l$. The number of submatrices in the AIR matrix is $l + 2$ and the size of each submatrix is shown using λ_i, β_i , $i = 0, 1, 2, \dots, l$. The submatrices are classified in to the following three types.

- The first submatrix is the $I_{(K-D) \times (K-D)}$ matrix at the top of Fig. 1 which is independent of λ_i, β_i , $i = 0, 1, 2, \dots, l$. This will be referred as the $I_{(K-D) \times (K-D)}$ matrix henceforth.
- The set of matrices of the form $I_{\lambda_i \times \beta_i \lambda_i}$ for $i = 0, 2, 4, \dots$ (for all i even) will be referred as the set of even-submatrices.
- The set of matrices of the form $I_{\beta_i \lambda_i \times \lambda_i}$ for $i = 1, 3, 5, \dots$ (for all i odd) will be referred as the set of odd-submatrices.

Note that the odd-submatrices are always "fat" and the even-submatrices are always "tall" including square matrices in both the sets. By the i -th submatrix is meant either an odd-submatrix or an even-submatrix for $0 \leq i \leq l$. Also whenever $\beta_0 = 0$, the corresponding submatrix will not exist in the AIR matrix. To express the optimal scalar linear index code given by an AIR matrix in terms of Boolean expressions as well as to present a low complexity decoding it is required in the following sections that the location of both the odd- and even-submatrices within the AIR matrix need to be identified. Towards this end, we define the following intervals. Let $R_0, R_1, R_2, \dots, R_{\lfloor \frac{l}{2} \rfloor + 1}$ be the intervals that will identify the rows of the submatrices as given below:

- $R_0 = [0 : K - \lambda_0 - 1]$
- $R_1 = [K - \lambda_0 : K - \lambda_2 - 1]$
- $R_2 = [K - \lambda_2 : K - \lambda_4 - 1]$
- \vdots
- $R_i = [K - \lambda_{2(i-1)} : K - \lambda_{2i} - 1]$
- \vdots
- $R_{\lfloor \frac{l}{2} \rfloor} = [K - \lambda_{2(\lfloor \frac{l}{2} \rfloor - 1)} : K - \lambda_{2\lfloor \frac{l}{2} \rfloor} - 1]$
- $R_{\lfloor \frac{l}{2} \rfloor + 1} = [K - \lambda_{2\lfloor \frac{l}{2} \rfloor} : K - 1]$,

we have $R_0 \cup R_1 \cup R_2 \cup \dots \cup R_{\lfloor \frac{l}{2} \rfloor + 1} = [0 : K - 1]$.

Let $C_0, C_1, \dots, C_{\lceil \frac{l}{2} \rceil}$ be the intervals that will identify the columns of the submatrices as given below:

- $C_0 = [0 : \beta_0 \lambda_0 - 1]$ if $\beta_0 \geq 1$, else $C_0 = \emptyset$

- $C_1 = [K - D - \lambda_1 : K - D - \lambda_3 - 1]$
- $C_2 = [K - D - \lambda_3 : K - D - \lambda_5 - 1]$
- \vdots
- $C_i = [K - D - \lambda_{2i-1} : K - D - \lambda_{2i+1} - 1]$
- \vdots
- $C_{\lceil \frac{l}{2} \rceil - 1} = [K - D - \lambda_{2\lceil \frac{l}{2} \rceil - 3} : K - D - \lambda_{2\lceil \frac{l}{2} \rceil - 1} - 1]$
- $C_{\lceil \frac{l}{2} \rceil} = [K - D - \lambda_{2\lceil \frac{l}{2} \rceil - 1} : K - D - 1]$

(7)

we have $C_0 \cup C_1 \cup C_2 \cup \dots \cup C_{\lceil \frac{l}{2} \rceil} = [0 : K - D - 1]$.

III. BOOLEAN EXPRESSIONS FOR OPTIMAL LENGTH INDEX CODES FOR SNC-SUICP

Let \mathbf{L} be a AIR matrix of size $K \times (K - D)$. A scalar linear index code of length $K - D$ generated by an AIR matrix is given by

$$[c_0 \ c_1 \ \dots \ c_{K-D-1}] = [x_0 \ x_1 \ \dots \ x_{K-1}] \mathbf{L} = \sum_{k=0}^{K-1} x_k L_k \tag{8}$$

where L_k is the k th row of \mathbf{L} for $k \in [0 : K - 1]$. In the matrix \mathbf{L} , the j th column contains the coefficients used for mixing messages x_0, x_1, \dots, x_{K-1} to get the j th broadcast symbol.

Theorem 1. The broadcast symbol generated by the k th column of an AIR matrix for $k \in [0 : K - D - 1]$ can be expressed in Boolean expression as given at the top of the next page where I_S denotes the indicator function, i.e., I_S takes the value 1 if the statement S is true and 0 otherwise. We will refer to this Boolean expression as the Boolean expression for c_k .

Proof. Proof is given in Appendix A. \square

Example 1. For the cases where $l = 1$, the scalar linear index code is given by

$$\begin{aligned}
c_k &= x_k + I_{\{k \in C_0\}} (x_{k \bmod \lambda_0} + (K - D)) \\
&\quad + I_{\{k \in C_1\}} \left(\sum_{j=1}^{\beta_1} x_{k+j\lambda_1} \right).
\end{aligned}$$

For example consider the case $K = 10$ and $D = 3$. For this SNC-SUICP, we have $\lambda_0 = 3, \beta_0 = 2, \lambda_1 = 1, l = 1, C_0 = [0 : 5]$ and $C_1 = \{6\}$. The scalar linear index code is given by

$$\begin{aligned}
\mathfrak{C} = \{ &x_0 + x_7, \quad x_1 + x_8, \quad x_2 + x_9, \quad x_3 + x_7, \\
&x_4 + x_8, \quad x_5 + x_9, \quad x_6 + x_7 + x_8 + x_9 \}.
\end{aligned}$$

The encoding matrix $\mathbf{L}_{10 \times 7}$ was shown in the previous section.

$$\begin{aligned}
c_k &= x_k + I_{\{k \in C_0\}}(x_{(K-D)+k \bmod \lambda_0}) \\
&+ I_{\{k \in C_1 \cup C_2 \cup \dots \cup C_{\lceil \frac{l}{2} \rceil}\}} \left(\sum_{j=1}^{\beta_1} x_{k+j\lambda_1} \right) + I_{\{k \in C_1\}}(x_{(K-\lambda_2)+(k-K+D+\lambda_1) \bmod \lambda_2}) \\
&+ I_{\{k \in C_2 \cup C_3 \cup \dots \cup C_{\lceil \frac{l}{2} \rceil}\}} \left(\sum_{j=1}^{\beta_3} x_{k+\beta_1\lambda_1+j\lambda_3} \right) + I_{\{k \in C_2\}}(x_{(K-\lambda_4)+(k-K+D+\lambda_3) \bmod \lambda_4}) \\
&+ I_{\{k \in C_3 \cup \dots \cup C_{\lceil \frac{l}{2} \rceil}\}} \left(\sum_{j=1}^{\beta_5} x_{k+\beta_1\lambda_1+\beta_3\lambda_3+j\lambda_5} \right) + I_{\{k \in C_3\}}(x_{(K-\lambda_6)+(k-K+D+\lambda_5) \bmod \lambda_6}) \\
&+ \dots \\
&+ I_{\{k \in C_i \cup C_{i+1} \cup \dots \cup C_{\lceil \frac{l}{2} \rceil}\}} \left(\sum_{j=1}^{\beta_{2i-1}} x_{k+\beta_1\lambda_1+\beta_3\lambda_3+\dots+\beta_{2i-3}\lambda_{2i-3}+j\lambda_{2i-1}} \right) + I_{\{k \in C_i\}}(x_{(K-\lambda_{2i})+(k-K+D+\lambda_{2i-1}) \bmod \lambda_{2i}}) \\
&+ \dots \\
&+ I_{\{k \in C_{\lceil \frac{l}{2} \rceil-1}\}}(x_{(K-\lambda_{2\lceil \frac{l}{2} \rceil-2})+(k-K+D+\lambda_{2\lceil \frac{l}{2} \rceil-3}) \bmod \lambda_{2(\lceil \frac{l}{2} \rceil-1)}}) \\
&+ I_{\{k \in C_{\lceil \frac{l}{2} \rceil}\}} \left(\sum_{j=1}^{\beta_{2\lceil \frac{l}{2} \rceil-1}} x_{k+\beta_1\lambda_1+\dots+\beta_{2\lceil \frac{l}{2} \rceil-3}\lambda_{2\lceil \frac{l}{2} \rceil-3}+j\lambda_{2\lceil \frac{l}{2} \rceil-1}} \right) \\
&+ I_{\{l \text{ is even}\}} I_{\{k \in C_{\lceil \frac{l}{2} \rceil}\}}(x_{(K-\lambda_l)+(k-K+D+\lambda_{l-1}) \bmod \lambda_l}) \\
&+ I_{\{l \text{ is odd}\}} I_{\{k \in C_{\lceil \frac{l}{2} \rceil}\}} \left(\sum_{j=1}^{\beta_l} x_{k+\beta_1\lambda_1+\beta_3\lambda_3+\dots+\beta_{l-2}\lambda_{l-2}+j\lambda_l} \right)
\end{aligned} \tag{9}$$

Example 2. For the cases leading to $l = 2$, the scalar linear index code is given by

$$\begin{aligned}
c_k &= x_k + I_{\{k \in C_0\}}(x_{k \bmod \lambda_0 + (K-D)}) \\
&+ I_{\{k \in C_1\}} \left(\sum_{j=1}^{\beta_1} x_{k+j\lambda_1} \right) \\
&+ I_{\{k \in C_1\}}(x_{(k-K+D+\lambda_1) \bmod (\lambda_2)+K-\lambda_2}).
\end{aligned}$$

Consider the example $K = 17$ and $D = 7$ which leads to $l = 2$. For this SNC-SUICP, we have $\lambda_0 = 7, \beta_0 = 1, \lambda_1 = 3, \beta_1 = 2, \lambda_2 = 1, C_0 = [0 : 6]$ and $C_1 = [7 : 9]$. The encoding matrix $\mathbf{L}_{17 \times 10}$ was shown in the previous section. The scalar linear index code in Boolean expressions is given by

$$\begin{aligned}
\mathcal{C} = \{ &x_0 + x_{10}, \quad x_1 + x_{11}, \quad x_2 + x_{12}, \\
&x_3 + x_{13}, \quad x_4 + x_{14}, \quad x_5 + x_{15}, \\
&x_6 + x_{16}, \quad x_7 + x_{10} + x_{13} + x_{16}, \\
&x_8 + x_{11} + x_{14} + x_{16}, \quad x_9 + x_{12} + x_{15} + x_{16} \}.
\end{aligned}$$

IV. LOW COMPLEXITY DECODING OF SNC-SUICP USING BOOLEAN EXPRESSIONS

In this section we present a low complexity decoding of SNC-SUICP using the Boolean expression description of the code obtained in the previous section. To be specific, we give closed form expressions for the message symbols of every receiver as a function of broadcast symbols.

A. Properties of AIR matrices

In this subsection, we define some quantities related to an AIR matrix that are used subsequently to obtain the closed form expression for decoding. Let \mathbf{L} be the AIR matrix of size $K \times (K - D)$.

In the matrix \mathbf{L} , the element $\mathbf{L}(j, k)$ is present in one of the submatrices: \mathbf{I}_{K-D} or $\mathbf{I}_{\beta_{2i+1}\lambda_{2i+1} \times \lambda_{2i+1}}$ for $i \in [0 : \lceil \frac{l}{2} \rceil - 1]$ or $\mathbf{I}_{\lambda_{2i} \times \beta_{2i}\lambda_{2i}}$ for $i \in [0 : \lfloor \frac{l}{2} \rfloor]$. Let (j_R, k_R) be the (row-column) indices of $\mathbf{L}(j, k)$ within the submatrix in which $\mathbf{L}(j, k)$ is present. Then, for a given $\mathbf{L}(j, k)$, the indices j_R and k_R are as given below.

- If $\mathbf{L}(j, k)$ is present in \mathbf{I}_{K-D} , then $j_R = j$ and $k_R = k$.
- If $\mathbf{L}(j, k)$ is present in $\mathbf{I}_{\lambda_0 \times \beta_0 \lambda_0}$, then $j_R = j \bmod (K - D)$ and $k_R = k$.
- If $\mathbf{L}(j, k)$ is present in $\mathbf{I}_{\beta_{2i+1}\lambda_{2i+1} \times \lambda_{2i+1}}$ for $i \in [0 : \lceil \frac{l}{2} \rceil - 1]$, then $j_R = j \bmod (K - \lambda_{2i})$ and $k_R = k \bmod (K - D - \lambda_{2i+1})$.
- If $\mathbf{L}(j, k)$ is present in $\mathbf{I}_{\lambda_{2i} \times \beta_{2i}\lambda_{2i}}$ for $i \in [1 : \lfloor \frac{l}{2} \rfloor]$, then $j_R = j \bmod (K - \lambda_{2i})$ and $k_R = k \bmod (K - D - \lambda_{2i-1})$.

In Definition 1 below we define several distances between the 1s present in an AIR matrix. These distances are used in the following subsection to obtain a low complexity decoding. Figure 2 is useful to visualize the distances defined.

Definition 1. Let \mathbf{L} be the AIR matrix of size $K \times (K - D)$.

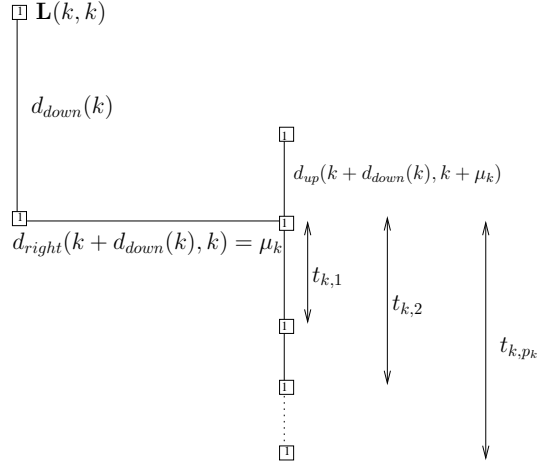


Fig. 2. Illustration of Definition 1

- (i) For $k \in [0 : K - D - 1]$ we have $\mathbf{L}(k, k) = 1$. Let k' be the maximum integer such that $k' > k$ and $\mathbf{L}(k', k) = 1$. Then $k' - k$, denoted by $d_{\text{down}}(k)$, is called the down-distance of $\mathbf{L}(k, k)$.
- (ii) Let $\mathbf{L}(j, k) = 1$ and $j \geq K - D$. Let j' be the maximum integer such that $j' < j$ and $\mathbf{L}(j', k) = 1$. Then $j - j'$, denoted by $d_{\text{up}}(j, k)$, is called the up-distance of $\mathbf{L}(j, k)$.
- (iii) Let $\mathbf{L}(j, k) = 1$ and $\mathbf{L}(j, k) \in \mathbf{I}_{\lambda_{2i} \times \beta_{2i} \lambda_{2i}}$ for $i \in [0 : \lfloor \frac{l}{2} \rfloor]$. Let k' be the minimum integer such that $k' > k$ and $\mathbf{L}(j, k') = 1$. Then $k' - k$, denoted by $d_{\text{right}}(j, k)$, is called the right-distance of $\mathbf{L}(j, k)$.
- (iv) For $k \in [0 : K - D - \lambda_l - 1]$, let $d_{\text{right}}(k + d_{\text{down}}(k), k) = \mu_k$. Let the number of 1s in the $(k + \mu_k)$ th column of \mathbf{L} below $\mathbf{L}(k + d_{\text{down}}(k), k + \mu_k)$ be p_k and these are at a distance of $t_{k,1}, t_{k,2}, \dots, t_{k,p_k}$ ($t_{k,1} < t_{k,2} < \dots < t_{k,p_k}$) from $\mathbf{L}(k + d_{\text{down}}(k), k + \mu_k)$. Then, $t_{k,r}$ is called the r -th down-distance of $\mathbf{L}(k + d_{\text{down}}(k), k + \mu_k)$, for $1 \leq r \leq p_k$.

Notice that if $\mathbf{L}(k + d_{\text{down}}(k), k + \mu_k) \in \mathbf{I}_{\lambda_{2i} \times \beta_{2i} \lambda_{2i}}$ in \mathbf{L} for $i = 0, 1, 2, \dots, \lfloor \frac{l}{2} \rfloor$, then $p_k = 0$.

Lemma 1. Let $k \in C_i$ for $i \in [0 : \lfloor \frac{l}{2} \rfloor]$. Let $k \bmod (K - D - \lambda_{2i-1}) = c\lambda_{2i} + d$ for some positive integers c and d ($d < \lambda_{2i}$). The down distance is given by

$$d_{\text{down}}(k) = D + \lambda_{2i+1} + (\beta_{2i} - 1 - c)\lambda_{2i}. \quad (10)$$

Proof. Proof is given in Appendix B. \square

Lemma 2. The up-distance of $\mathbf{L}(j, k)$ is as given below.

- If $\mathbf{L}(j, k) \in \mathbf{I}_{\beta_{2i+1}\lambda_{2i+1} \times \lambda_{2i+1}}$ for $i \in [0 : \lfloor \frac{l}{2} \rfloor - 1]$, then $d_{\text{up}}(j, k)$ is λ_{2i+1} .
- If $\mathbf{L}(j, k) \in \mathbf{I}_{\lambda_{2i} \times \beta_{2i} \lambda_{2i}}$ for $i \in [0 : \lfloor \frac{l}{2} \rfloor]$ and $k_R = c\lambda_{2i} + d$ for some positive integer c, d ($d < \lambda_{2i}$), then $d_{\text{up}}(j, k)$ is $\lambda_{2i-1} - c\lambda_{2i}$.

Proof. Proof is given in Appendix C. \square

Lemma 3. The right-distance of $\mathbf{L}(j, k)$ is as given below.

- If $k_R \in [0 : (\beta_{2i} - 1)\lambda_{2i} - 1]$ for $i \in [0 : \lfloor \frac{l}{2} \rfloor]$, then $d_{\text{right}}(j, k)$ is λ_{2i} .
- If $k_R \in [(\beta_{2i} - 1)\lambda_{2i} : \beta_{2i}\lambda_{2i} - 1]$ for $i \in [0 : \lfloor \frac{l}{2} \rfloor - 1]$, then $d_{\text{right}}(j, k)$ depends on j_R . If $j_R = c\lambda_{2i+1} + d$ for some positive integers c, d ($d < \lambda_{2i+1}$), then $d_{\text{right}}(j, k)$ is $\lambda_{2i} - c\lambda_{2i+1}$.

Proof. Proof is given in Appendix D. \square

Example 3. Consider the AIR matrix of size 13×10 given shown below. For this matrix $D = 3, \beta_0 = 3, \lambda_1 = 1, \beta_1 = 3$ and $l = 1$.

$$\mathbf{L}_{13 \times 10} = \begin{bmatrix} \mathbf{1} & 0 & 0 & 0 & 0 & 0 & 0 & 0 & 0 & 0 \\ 0 & \mathbf{1} & 0 & 0 & 0 & 0 & 0 & 0 & 0 & 0 \\ 0 & 0 & \mathbf{1} & 0 & 0 & 0 & 0 & 0 & 0 & 0 \\ 0 & 0 & 0 & \mathbf{1} & 0 & 0 & 0 & 0 & 0 & 0 \\ 0 & 0 & 0 & 0 & \mathbf{1} & 0 & 0 & 0 & 0 & 0 \\ 0 & 0 & 0 & 0 & 0 & \mathbf{1} & 0 & 0 & 0 & 0 \\ 0 & 0 & 0 & 0 & 0 & 0 & \mathbf{1} & 0 & 0 & 0 \\ 0 & 0 & 0 & 0 & 0 & 0 & 0 & \mathbf{1} & 0 & 0 \\ 0 & 0 & 0 & 0 & 0 & 0 & 0 & 0 & \mathbf{1} & 0 \\ 0 & 0 & 0 & 0 & 0 & 0 & 0 & 0 & 0 & \mathbf{1} \\ \mathbf{1} & 0 & 0 & \mathbf{1} & 0 & 0 & \mathbf{1} & 0 & 0 & \mathbf{1} \\ 0 & \mathbf{1} & 0 & 0 & \mathbf{1} & 0 & 0 & \mathbf{1} & 0 & \mathbf{1} \\ 0 & 0 & \mathbf{1} & 0 & 0 & \mathbf{1} & 0 & 0 & \mathbf{1} & \mathbf{1} \end{bmatrix}$$

The down-distances of the elements in the matrix $\mathbf{L}_{13 \times 10}$ are given below.

$$\begin{aligned} d_{\text{down}}(0) &= d_{\text{down}}(1) = d_{\text{down}}(2) = 10, \\ d_{\text{down}}(3) &= 7, \quad d_{\text{down}}(4) = 7, \quad d_{\text{down}}(5) = 7, \\ d_{\text{down}}(6) &= 4, \quad d_{\text{down}}(7) = 4, \quad d_{\text{down}}(8) = 4, \\ d_{\text{down}}(9) &= 3. \end{aligned}$$

The up-distances are given below.

$$\begin{aligned} d_{\text{up}}(10, 0) &= d_{\text{up}}(11, 1) = d_{\text{up}}(12, 2) = 9, \\ d_{\text{up}}(10, 3) &= d_{\text{up}}(11, 4) = d_{\text{up}}(12, 5) = 6, \\ d_{\text{up}}(10, 6) &= d_{\text{up}}(11, 7) = d_{\text{up}}(12, 8) = 3, \\ d_{\text{up}}(10, 9) &= d_{\text{up}}(11, 9) = d_{\text{up}}(12, 9) = 1. \end{aligned}$$

The right-distances are given below.

$$\begin{aligned} d_{\text{right}}(10, 0) &= 3, \quad d_{\text{right}}(10, 3) = 3, \quad d_{\text{right}}(10, 6) = 3, \\ d_{\text{right}}(11, 1) &= 3, \quad d_{\text{right}}(11, 4) = 3, \quad d_{\text{right}}(11, 7) = 2, \\ d_{\text{right}}(12, 2) &= 3, \quad d_{\text{right}}(12, 5) = 3, \quad d_{\text{right}}(12, 8) = 1. \end{aligned}$$

We have $p_k = 0$ for $k = 0, 1, 2, 3, 4, 5, 8, 9$. For $k = 6$, we have $p_k = 2, t_{6,1} = 1$ and $t_{6,2} = 2$. For $k = 7$, we have $p_k = 1$ and $t_{7,1} = 1$.

Example 4. Consider the AIR matrix of size 13×3 given below. In this matrix $K = 13, D = 10, K - D = 3, \beta_0 =$

$0, \lambda_1 = 3, \beta_1 = 3, \lambda_2 = 1, \beta_2 = 3$ and $l = 2$.

$$\mathbf{L}_{13 \times 3} = \begin{bmatrix} 1 & 0 & 0 \\ 0 & 1 & 0 \\ 0 & 0 & 1 \\ \hline 1 & 0 & 0 \\ 0 & 1 & 0 \\ 0 & 0 & 1 \\ 1 & 0 & 0 \\ 0 & 1 & 0 \\ 0 & 0 & 1 \\ 1 & 0 & 0 \\ 0 & 1 & 0 \\ 0 & 0 & 1 \\ 1 & 1 & 1 \end{bmatrix}$$

The down-distances are given below.

$$d_{\text{down}}(0) = 12, d_{\text{down}}(1) = 11, d_{\text{down}}(2) = 10.$$

The up-distances are given below.

$$\begin{aligned} d_{\text{up}}(3, 0) &= d_{\text{up}}(4, 1) = d_{\text{up}}(5, 2) = 3, \\ d_{\text{up}}(6, 0) &= d_{\text{up}}(7, 1) = d_{\text{up}}(8, 2) = 3, \\ d_{\text{up}}(9, 0) &= d_{\text{up}}(10, 1) = d_{\text{up}}(11, 2) = 3, \\ d_{\text{up}}(12, 0) &= 3, d_{\text{up}}(12, 1) = 2, d_{\text{up}}(12, 2) = 1. \end{aligned}$$

The right-distances given below.

$$d_{\text{right}}(12, 0) = d_{\text{right}}(12, 1) = 1.$$

We have $p_k = 0$ for $k \in [0 : 12]$.

B. Low Complexity decoding for One-Sided SNC-SUICP

In this subsection, we give a low complexity decoding procedure for one-sided SNC-SUICP index codes by using AIR matrices. Henceforth, for the sake of notational convenience we denote $K - D$ by λ_{-1} also.

It turns out that the interval C_i defined in (7) for $i = 0, 1, 2, \dots, \lceil \frac{l}{2} \rceil$ needs to be partitioned into two as $C_i = D_i \cup E_i$ as given below for the purpose of obtaining expressions for decoding for the receivers with indices falling in C_i . This is because the right-distances for entries in the submatrices corresponding to C_i are different for D_i and E_i .

$$\begin{aligned} D_i &= [K - D - \lambda_{2i-1} : K - D - \lambda_{2i-1} + (\beta_{2i} - 1)\lambda_{2i} - 1] \\ E_i &= [K - D - \lambda_{2i-1} + (\beta_{2i} - 1)\lambda_{2i} : K - D - \lambda_{2i+1} - 1]. \end{aligned} \quad (11)$$

Theorem 2. Let \mathbf{L} be the AIR matrix of size $K \times (K - D)$. Let $[c_0 \ c_1 \ \dots \ c_{K-D-1}]$ be the optimal scalar linear index code generated by \mathbf{L} for SNC-SUICP. Let $d_{\text{right}}(k + d_{\text{down}}(k), k) = \mu_k$. Also let $t_{k,r}$ be the r -th down distance of $\mathbf{L}(k + d_{\text{down}}(k), k + \mu_k)$, where $1 \leq r \leq p_k$. Let D_i and E_i be the sets as given in (11). Then, the receiver R_k can decode its wanted message symbol x_k as given below.

- (i) If $k \in D_i$ for $i \in [0 : \lceil \frac{l}{2} \rceil]$, then R_k can decode x_k by using the two broadcast symbols $c_k, c_{k+\mu_k}$ and the available side-information. That is

$$x_k = c_k + c_{k+\mu_k} + \underbrace{\nu_k + \nu_{k+\mu_k}}_{\text{side-information terms}}, \quad (12)$$

where

$$\nu_k = \sum_{z=1}^i \sum_{j=1}^{\beta_{2z-1}} x_{k+D-\lambda_{2z-2}+j\lambda_{2z-1}}, \quad (13)$$

and

$$\nu_{k+\mu_k} = x_{k+\mu_k} + \sum_{z=1}^i \sum_{j=1}^{\beta_{2z-1}} x_{k+t_{k,j}+D-\lambda_{2z-2}+j\lambda_{2z-1}}. \quad (14)$$

- (ii) If $k \in E_i$ for $i \in [0 : \lceil \frac{l}{2} \rceil - 1]$, then R_k can decode x_k by using the broadcast symbols $c_k, c_{k+\mu_k}, c_{k+t_{k,1}}, \dots, c_{k+t_{k,p_k}}$ and the side-information available. That is

$$\begin{aligned} x_k &= c_k + c_{k+\mu_k} + c_{k+t_{k,1}} + c_{k+t_{k,2}} + \dots + c_{k+t_{k,p_k}} \\ &\quad + \underbrace{\nu_k + \nu_{k+\mu_k} + \nu_{k+t_{k,1}} + \nu_{k+t_{k,2}} + \dots + \nu_{k+t_{k,p_k}}}_{\text{side-information terms}}, \end{aligned} \quad (15)$$

where

$$\begin{aligned} \nu_k &= \sum_{z=1}^i \sum_{j=1}^{\beta_{2z-1}} x_{k+D-\lambda_{2z-2}+j\lambda_{2z-1}}, \\ \nu_{k+t_{k,j}} &= x_{k+t_{k,j}} + \sum_{z=1}^i \sum_{j=1}^{\beta_{2z-1}} x_{k+t_{k,j}+D-\lambda_{2z-2}+j\lambda_{2z-1}} \\ &\text{for } j \in [1 : p_k], \text{ and} \\ \nu_{k+\mu_k} &= x_{k+\mu_k} + \sum_{z=1}^i \sum_{j=1}^{\beta_{2z-1}} x_{k+t_{k,j}+D-\lambda_{2z-2}+j\lambda_{2z-1}} \\ &\quad + \sum_{j=1}^c x_{k+t_{k,j}+D-\lambda_{2i}+j\lambda_{2i+1}} \text{ and } c \in \mathbb{Z}^+ \text{ such that} \\ &\quad k_R = (\beta_{2i} - 1)\lambda_{2i} + c\lambda_{2i+1} + d \text{ and } d < \lambda_{2i+1}. \end{aligned} \quad (16)$$

- (iii) If $k \in [K - D - \lambda_l : K - D - 1]$, then R_k can decode x_k from the broadcast symbol c_k and the side-information. That is

$$x_k = c_k + \nu_k, \quad (17)$$

where the side-information term

$$\begin{aligned} \nu_k &= \sum_{z=1}^{\lceil \frac{l}{2} \rceil} \sum_{j=1}^{\beta_{2z-1}} x_{k+D-\lambda_{2z-2}+j\lambda_{2z-1}} \text{ if } l \text{ is odd, and} \\ \nu_k &= x_{k+D} + \sum_{z=1}^{\lceil \frac{l}{2} \rceil} \sum_{j=1}^{\beta_{2z-1}} x_{k+D-\lambda_{2z-2}+j\lambda_{2z-1}} \text{ if } l \text{ is even.} \end{aligned}$$

- (iv) If $k \in [K - D : K - 1]$, then R_k can decode x_k from the broadcast symbol $c_{k \bmod (K-D)}$. Let $k \bmod (K - D) = k'$. Receiver R_k can decode x_k as

$$x_k = c_{k'} + \nu_{k'}, \quad (18)$$

where the side-information term $\nu_{k'}$ is the exclusive OR of all message symbols present in $c_{k'}$ excluding x_k .

Proof. Proof is given in Appendix E. \square

Corollary 1. Consider a one-sided SNC-SUICP with K messages and D number of side-information. Let γ_k be subset of side-information $\mathcal{K}_k = \{x_{k+1}, x_{k+2}, \dots, x_{k+D}\}$ used by receiver R_k to decode its wanted message by using the scalar linear index code given by the AIR matrix of size $K \times (K - D)$. γ_k for $k \in [0 : K - 1]$ has been explicitly given in Theorem 2. Consider a new index coding problem with K messages and K receivers with the receiver R_k wanting the message x_k and having side-information $\mathcal{K}_k = \gamma_k$. We call this index coding problem as $(K, D, \{\gamma_k\}_{k=1}^K)$ non-symmetric index coding problem. From Theorem 2 it follows that the capacity of this non-symmetric side-information index coding problem is $\frac{1}{K-D}$ and the minrank of its side-information graph is $K - D$.

Example 5. Consider a one-sided SNC-SUICP with $K = 13, D = 3$. For this index coding problem, we have $\lambda_1 = 1, \beta_0 = 3, \beta_1 = 3$ and $l = 1$. The encoding matrix $\mathbf{L}_{13 \times 10}$ is given in Example 3. Table I gives the broadcast symbols and side-information set γ_k used by receiver R_k to decode x_k for $k \in [0 : 12]$.

Example 6. Consider a one-sided SNC-SUICP with $K = 44, D = 17$. For this index coding problem, we have $\lambda_1 = 10, \lambda_2 = 7, \lambda_3 = 3, \lambda_4 = 1$ and $l = 4$. The AIR matrix encoding matrix $\mathbf{L}_{44 \times 27}$ is given in Fig. 3.

Let $k = 7$. Receiver R_7 wants to decode x_7 . We have, $d_{\text{down}}(7) = 27, \mu_7 = d_{\text{right}}(7 + 27, 7) = d_{\text{right}}(34, 7) = 17, t_{7,1} = 3, t_{7,2} = 6, t_{7,3} = 9$. The receiver R_7 decodes x_7 by adding the broadcast symbols $c_7, c_{10}, c_{13}, c_{16}$ and c_{24} . From the AIR matrix we have

$$\begin{aligned} c_7 &= x_7 + x_{34} \\ c_{10} &= x_{10} + x_{37} \\ c_{13} &= x_{13} + x_{40} \\ c_{16} &= x_{16} + x_{43} \\ c_{24} &= x_{24} + x_{34} + x_{37} + x_{40} + x_{43} \\ c_7 + c_{10} + c_{13} + c_{16} + c_{24} &= x_7 + x_{10} + x_{13} + x_{16} + x_{24}. \end{aligned}$$

In $c_7 + c_{10} + c_{13} + c_{16} + c_{24}$, the message symbols x_{10}, x_{13}, x_{16} and x_{24} are in the side-information of R_7 . Thus, R_7 decodes its wanted message x_7 .

Table II gives the broadcast symbols and side-information γ_k used by receiver R_k to decode x_k for all $k \in [0 : 43]$.

Example 7. Consider the one-sided SNC-SUICP with $K = 17, D = 7$. For this index coding problem, $l = 2, \lambda_1 = 3, \lambda_2 = 1$. The AIR matrix of size 17×10 was seen in Section II. For this SNC-SUICP, Table III gives the broadcast symbols and side-information γ_k used by receiver R_k to decode x_k for all $k \in [0 : 16]$.

V. APPLICATION TO NOISY INDEX CODING

In a noisy index coding problem with binary transmission, index coded bits are transmitted over K binary symmetric

channels, (K is the number of users) each with independent and identical cross-over probability p . The value of p is determined by the channel noise statistics, like AWGN, Rayleigh fading, Rician fading etc.

Let $\mathcal{C} = \{c_0, c_1, \dots, c_{N-1}\}$ be the $N - 1$ broadcast symbols ($c_i \in \mathbb{F}_2$ for $i \in [0 : N - 1]$), which are required to be broadcasted to K receivers. Let $\{s_0, s_1, \dots, s_{N-1}\}$, denote the sequence of binary antipodal channel symbols transmitted by the source.

For instance, considering a quasi-static fading broadcast channel, the received symbol sequence at receiver R_k corresponding to the transmission of s_i is given by $y_k = h_k s_i + w_k$ where h_k is the fading coefficient associated with the channel from source to receiver R_k and w_k is the sample of additive white Gaussian noise process. Receiver R_k decodes its wanted message symbol x_k in the following two steps.

- R_k first estimates N broadcast symbols from y_0, y_1, \dots, y_{N-1} . Let $\tilde{c}_0, \tilde{c}_1, \dots, \tilde{c}_{N-1}$ be the estimated broadcast symbols, where $\tilde{c}_i \in \mathbb{F}_2$. A broadcast symbol error occurs with probability p .
- By using $\tilde{c}_0, \tilde{c}_1, \dots, \tilde{c}_{N-1}$ and the side-information available with it, receiver R_k decodes its wanted message. Let \tilde{x}_k be the message symbol decoded by the receiver R_k . The message is in error if $\tilde{x}_k \neq x_k$.

In [9], it is shown that the message probability of error in decoding a message at a particular receiver decreases with a decrease in the number of transmissions used to decode the message among the total of broadcast transmissions. Also an algorithm to identify an optimal index code for single unprior index coding problems which gives the best performance in terms of minimal maximum error probability across all the receivers is given.

For one-sided SNC-SUICP, Theorem 2 explicitly gives the number of broadcast symbols used by each receiver to decode its wanted message. The number of broadcast symbols used by each receiver to decode its wanted message is summarized below.

- If $k \in [K - D - \lambda_l : K - 1]$, then the number of broadcast symbols required by R_k to decode x_k is one.
- If $k \in [0 : K - D - \lambda_l - 1]$, then the number of broadcast symbols required by R_k to decode x_k is $p_k + 2$, where p_k is the number of 1s below $\mathbf{L}(k + d_{\text{down}}(k), k + \mu_k)$ in the AIR matrix.

For the codes discussed in Examples 5, 6 and 7, Tables I II and III show the exact number of transmissions used by each receiver to decode its wanted message in the 7th column. In the following subsection we elaborate this aspect with simulation results for Example 5.

Another application of our results in noise index coding problem is related to Instantly Decodable Network Coding (IDNC). IDNC deals with code designs when the receivers have no buffer and need to decode the wanted messages instantly without having stored previous transmissions. A recent survey article on IDNC with application to Device-to-Device (D2D) communications is [12]. These results are

R_k	\mathcal{W}_k	$d_{down}(k)$	μ_k	p_k	$t_{k,\tau}$	$c_k, c_{k+t_{k,\tau}}, c_{k+\mu_k}$	γ_k
					$\tau = 1, 2, \dots, p_k$		
R_0	x_0	10	3	0	0	c_0, c_3	x_3
R_1	x_1	10	3	0	0	c_1, c_4	x_4
R_2	x_2	10	3	0	0	c_2, c_5	x_5
R_3	x_3	7	3	0	0	c_3, c_6	x_6
R_4	x_4	7	3	0	0	c_4, c_7	x_7
R_5	x_5	7	3	0	0	c_5, c_8	x_8
R_6	x_6	4	3	2	1,2	c_6, c_7, c_8, c_9	x_7, x_8, x_9
R_7	x_7	4	2	1	1	c_7, c_8, c_9	x_8, x_9, x_{10}
R_8	x_8	4	1	0	0	c_8, c_9	x_9, x_{10}, x_{11}
R_9	x_9	3	-	0	0	c_9	x_{10}, x_{11}, x_{12}
R_{10}	x_{10}	-	-	-	-	c_0	x_0
R_{11}	x_{11}	-	-	-	-	c_1	x_1
R_{12}	x_{12}	-	-	-	-	c_2	x_2

TABLE I
REDUCED COMPLEXITY DECODING FOR THE SNC-SUICP GIVEN IN EXAMPLE 5

R_k	\mathcal{W}_k	d_{down} (k)	μ_k	p_k	$t_{k,\tau}$	$c_k, c_{k+t_{k,\tau}}, c_{k+\mu_k}$	γ_k
					$\tau = 1, 2, \dots, p_k$		
R_0	x_0	27	17	1	10	c_0, c_{10}, c_{17}	x_{10}, x_{17}
R_1	x_1	27	17	1	10	c_1, c_{11}, c_{18}	x_{11}, x_{18}
R_2	x_2	27	17	1	10	c_2, c_{12}, c_{19}	x_{12}, x_{19}
R_3	x_3	27	17	1	10	c_3, c_{13}, c_{20}	x_{13}, x_{20}
R_4	x_4	27	17	1	10	c_4, c_{14}, c_{21}	x_{14}, x_{21}
R_5	x_5	27	17	1	10	c_5, c_{15}, c_{22}	x_{15}, x_{22}
R_6	x_6	27	17	1	10	c_6, c_{16}, c_{23}	x_{16}, x_{23}
R_7	x_7	27	17	3	3, 6, 9	$c_7, c_{10}, c_{13}, c_{16}, c_{24}$	$x_{10}, x_{13}, x_{16}, x_{24}$
R_8	x_8	27	17	3	3, 6, 8	$c_8, c_{11}, c_{14}, c_{16}, c_{25}$	$x_{11}, x_{14}, x_{16}, x_{25}$
R_9	x_9	27	17	3	3, 6, 7	$c_9, c_{12}, c_{15}, c_{16}, c_{26}$	$x_{12}, x_{15}, x_{16}, x_{26}$
R_{10}	x_{10}	27	7	0	0	c_{10}, c_{17}	x_{17}, x_{27}
R_{11}	x_{11}	27	7	0	0	c_{11}, c_{18}	x_{18}, x_{18}
R_{12}	x_{12}	27	7	0	0	c_{12}, c_{19}	x_{19}, x_{29}
R_{13}	x_{13}	27	7	0	0	c_{13}, c_{20}	x_{20}, x_{30}
R_{14}	x_{14}	27	7	0	0	c_{14}, c_{21}	x_{21}, x_{31}
R_{15}	x_{15}	27	7	0	0	c_{15}, c_{22}	x_{22}, x_{32}
R_{16}	x_{16}	27	7	0	0	c_{16}, c_{23}	x_{23}, x_{33}
R_{17}	x_{17}	20	7	2	3, 6	$c_{17}, c_{20}, c_{23}, c_{24}$	$x_{20}, x_{23}, x_{24}, x_{27}, x_{30}, x_{33}, x_{34}$
R_{18}	x_{18}	20	7	2	3, 5	$c_{18}, c_{21}, c_{23}, c_{25}$	$x_{21}, x_{23}, x_{25}, x_{28}, x_{31}, x_{33}, x_{35}$
R_{19}	x_{19}	20	7	2	3, 4	$c_{19}, c_{22}, c_{23}, c_{26}$	$x_{22}, x_{23}, x_{26}, x_{29}, x_{32}, x_{33}, x_{36}$
R_{20}	x_{20}	20	4	1	3	c_{20}, c_{23}, c_{24}	$x_{23}, x_{24}, x_{30}, x_{33}, x_{34}, x_{37}$
R_{21}	x_{21}	20	4	1	2	c_{21}, c_{23}, c_{25}	$x_{23}, x_{25}, x_{31}, x_{33}, x_{35}, x_{38}$
R_{22}	x_{22}	20	4	1	1	c_{22}, c_{23}, c_{26}	$x_{23}, x_{26}, x_{32}, x_{33}, x_{36}, x_{39}$
R_{23}	x_{23}	20	1	0	0	c_{23}, c_{24}	$x_{24}, x_{33}, x_{34}, x_{37}, x_{40}$
R_{24}	x_{24}	19	1	0	0	c_{24}, c_{25}	$x_{25}, x_{34}, x_{35}, x_{37}, x_{38}, x_{40}, x_{41}$
R_{25}	x_{25}	18	1	0	0	c_{25}, c_{26}	$x_{26}, x_{35}, x_{36}, x_{38}, x_{39}, x_{41}, x_{42}$
R_{26}	x_{26}	17	-	0	0	c_{26}	$x_{36}, x_{39}, x_{42}, x_{43}$
R_{27}	x_{27}	-	-	-	-	c_0	x_0
R_{28}	x_{28}	-	-	-	-	c_1	x_1
R_{29}	x_{29}	-	-	-	-	c_2	x_2
R_{30}	x_{30}	-	-	-	-	c_3	x_3
R_{31}	x_{31}	-	-	-	-	c_4	x_4
R_{32}	x_{32}	-	-	-	-	c_5	x_5
R_{33}	x_{33}	-	-	-	-	c_6	x_6
R_{34}	x_{34}	-	-	-	-	c_7	x_7
R_{35}	x_{35}	-	-	-	-	c_8	x_8
R_{36}	x_{36}	-	-	-	-	c_9	x_9
R_{37}	x_{37}	-	-	-	-	c_{10}	x_{10}
R_{38}	x_{38}	-	-	-	-	c_{11}	x_{11}
R_{39}	x_{39}	-	-	-	-	c_{12}	x_{12}
R_{40}	x_{40}	-	-	-	-	c_{13}	x_{13}
R_{41}	x_{41}	-	-	-	-	c_{14}	x_{14}
R_{42}	x_{42}	-	-	-	-	c_{15}	x_{15}
R_{43}	x_{43}	-	-	-	-	c_{16}	x_{16}

TABLE II
REDUCED COMPLEXITY DECODING FOR THE SNC-SUICP GIVEN IN EXAMPLE 4

R_k	\mathcal{W}_k	$d_{down}(k)$	μ_k	p_k	$t_{k,\tau}$	$c_k, c_{k+t_k, \tau}, c_{k+\mu_k}$	γ_k
					$\tau = 1, 2, \dots, p_k$		
R_0	x_0	10	7	2	3,6	c_0, c_3, c_6, c_7	x_3, x_6, x_7
R_1	x_1	10	7	2	3,5	c_1, c_4, c_6, c_8	x_3, x_6, x_7
R_2	x_2	10	7	2	3,4	c_2, c_5, c_6, c_9	x_5, x_6, x_9
R_3	x_3	10	4	1	3	c_3, c_6, c_7	x_6, x_7, x_{10}
R_4	x_4	10	4	1	2	c_4, c_6, c_8	x_6, x_8, x_{11}
R_5	x_5	10	4	1	1	c_5, c_6, c_9	x_6, x_9, x_{12}
R_6	x_6	10	1	0	0	c_6, c_7	x_7, x_{10}, x_{13}
R_7	x_7	9	1	0	0	c_7, c_8	$x_9, x_{11}, x_{12}, x_{14}, x_{15}$
R_8	x_8	8	1	0	0	c_8, c_9	x_{12}, x_{15}, x_{16}
R_9	x_9	7	-	0	0	c_9	x_0
R_{10}	x_{10}	-	-	-	-	c_0	x_0
R_{11}	x_{11}	-	-	-	-	c_1	x_1
R_{12}	x_{12}	-	-	-	-	c_2	x_2
R_{13}	x_{13}	-	-	-	-	c_3	x_3
R_{14}	x_{14}	-	-	-	-	c_4	x_4
R_{15}	x_{15}	-	-	-	-	c_5	x_5
R_{16}	x_{16}	-	-	-	-	c_6	x_6

TABLE III
REDUCED COMPLEXITY DECODING FOR THE SNC-SUICP GIVEN IN EXAMPLE 7

The low-complexity decoding given in Theorem 2 quantifies the number of broadcast symbols and the amount of side-information required by each receiver to decode its wanted message. Hence, Theorem 2 gives the receiver with the best error performance and the receiver with the worst performance. In fact, based on the number of broadcast symbols used by a receiver to decode its wanted message, we can partition the K receivers into disjoint sets. In Fig. 4 and 5, we can observe that the error performance of every receiver in the four sets $\{R_9, R_{10}, R_{11}, R_{12}\}$, $\{R_0, R_1, R_2, R_3, R_4, R_5, R_8\}$, $\{R_6\}$ and $\{R_7\}$ is hence we can notice four curves in the simulation.

In Rayleigh fading channel, simulation results show that the receiver R_6 requires 5.3 dB more SNR than the receivers $R_9, R_{10}, R_{11}, R_{12}$ to get the same probability of error. The receivers $R_0, R_1, R_2, R_3, R_4, R_5, R_8$ require 2.7 dB more SNR than the receivers $R_9, R_{10}, R_{11}, R_{12}$ to get the same probability of error. In AWGN channel, simulation results show that the receiver R_6 requires 1.0 dB more SNR than the receivers $R_9, R_{10}, R_{11}, R_{12}$ to get a BER of 2×10^{-4} . The receivers $R_0, R_1, R_2, R_3, R_4, R_5, R_8$ require 0.5 dB more SNR than the receivers $R_9, R_{10}, R_{11}, R_{12}$ to get a BER of 2×10^{-4} .

VI. DISCUSSION

In this paper, we have presented a low-complexity decoding for one-sided SNC-SUICP. Our decoding procedure explicitly identified the side-information subset as well as the subset of broadcast transmissions to be used by any receiver. Since the number of broadcast transmissions to be used by every receiver is known a priori, when the index code is used in a noisy broadcast channel, its relative probability of error performance among different receivers is predictable. Furthermore, the set of receivers which would use exactly one broadcast transmission was identified. Some of the interesting directions

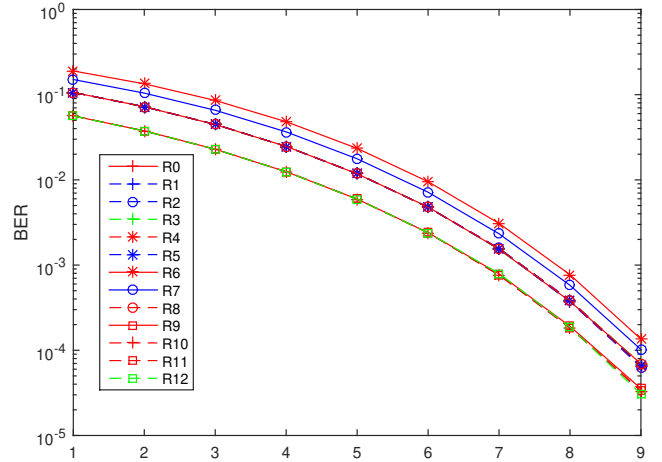


Fig. 4. SNR Vs BER in AWGN channel at receivers R_k for $k \in [0 : 12]$ for Example 5.

of further research are as follows:

- It will be interesting to characterize the class of non-symmetric index codes described in Corollary 1 and their side-information graphs. We conjecture that these non-symmetric codes are critical index coding problems [4].
- The parameters l as well as the down-distance parameter p_k play important roles in getting the Boolean expression as well as the number of broadcast transmissions used by a receiver. Closed form expressions or bounds for these for a given set of values of K and D will be very useful.
- A natural direction for further research is to extend the results of this paper to two-sided SNC-SUICP and vector linear codes.

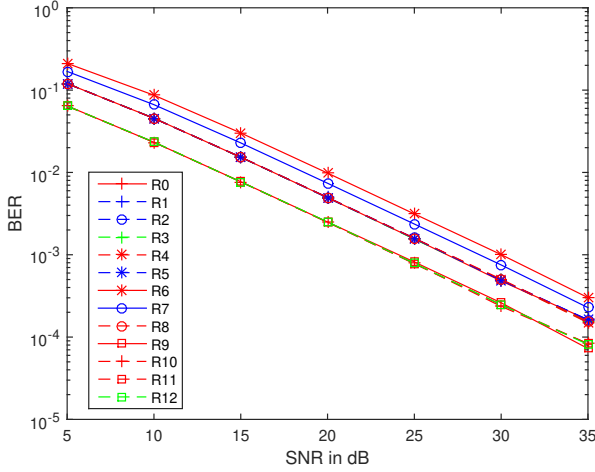


Fig. 5. SNR Vs BER in Rayleigh fading channel at receivers R_k for $k \in [0 : 12]$ for Example 5.

ACKNOWLEDGMENT

This work was supported partly by the Science and Engineering Research Board (SERB) of Department of Science and Technology (DST), Government of India, through J.C. Bose National Fellowship to B. Sundar Rajan

APPENDIX A

Proof of Lemma 1

Case (i): Let $k \in C_i$ for $i \in [0 : \lceil \frac{l}{2} \rceil]$ if l is even and $i \in [0 : \lceil \frac{l}{2} \rceil - 1]$ if l is odd.

In this case, as shown in Figure 6, the k th column of \mathbf{L} intersects with \mathbf{I}_{K-D} , $\mathbf{I}_{\lambda_{2i} \times \beta_{2i} \lambda_{2i}}$ and $\mathbf{I}_{\beta_{2j-1} \lambda_{2j-1} \times \lambda_{2j-1}}$ for $j = 1, 2, \dots, i$. As can be seen from Figure 6, the k th column comprises of $2 + \beta_1 \lambda_1 + \beta_3 \lambda_3 + \dots + \beta_{2i-1} \lambda_{2i-1}$ number of 1s, the positions of which are given below.

- k
- $k + j \lambda_1$ for $j = 1, 2, \dots, \beta_1$
- $k + \beta_1 \lambda_1 + j \lambda_3$ for $j = 1, 2, \dots, \beta_3$
- $k + \beta_1 \lambda_1 + \beta_3 \lambda_3 + j \lambda_5$ for $j = 1, 2, \dots, \beta_5$
- \dots
- $k + \beta_1 \lambda_1 + \beta_3 \lambda_3 + \dots + \beta_{2i-3} \lambda_{2i-3} + j \lambda_{2i-1}$ for $j = 1, 2, \dots, \beta_{2i-1}$
- $(K - \lambda_{2i}) + (k - (K - D - \lambda_{2i-1})) \bmod \lambda_{2i}$.

Since, the k th broadcast symbol is obtained by multiplying k th column of \mathbf{L} with the message vector $[x_0 \ x_1 \ \dots \ x_{K-1}]$,

the k th broadcast symbol can be written as

$$\begin{aligned}
 c_k = & x_k + \sum_{j=1}^{\beta_1} x_{k+j\lambda_1} + \sum_{j=1}^{\beta_3} x_{k+\beta_1\lambda_1+j\lambda_3} \\
 & + \sum_{j=1}^{\beta_5} x_{k+\beta_1\lambda_1+\beta_3\lambda_3+j\lambda_5} \\
 & + \dots \\
 & + \sum_{j=1}^{\beta_{2i-1}} x_{k+\beta_1\lambda_1+\beta_3\lambda_3+\dots+\beta_{2i-3}\lambda_{2i-3}+j\lambda_{2i-1}} \\
 & + x_{(K-\lambda_{2i})+(k-K+D+\lambda_{2i-1}) \bmod \lambda_{2i}}. \tag{19}
 \end{aligned}$$

Case (ii): l is odd and $k \in C_{\lceil \frac{l}{2} \rceil}$

In this case, the k th column of \mathbf{L} intersects with \mathbf{I}_{K-D} and $\mathbf{I}_{\beta_{2i-1} \lambda_{2i-1} \times \lambda_{2i-1}}$ for $i = 1, 2, \dots, 2\lceil \frac{l}{2} \rceil$. The k th column comprises of $1 + \beta_1 \lambda_1 + \beta_3 \lambda_3 + \dots + \beta_l \lambda_l$ number of 1s. The positions of 1s in k th column are given below.

- k
- $k + j \lambda_1$ for $j = 1, 2, \dots, \beta_1$
- $k + \beta_1 \lambda_1 + j \lambda_3$ for $j = 1, 2, \dots, \beta_3$
- $k + \beta_1 \lambda_1 + \beta_3 \lambda_3 + j \lambda_5$ for $j = 1, 2, \dots, \beta_5$
- \dots
- $k + \beta_1 \lambda_1 + \beta_3 \lambda_3 + \dots + j \lambda_l$ for $j = 1, 2, \dots, \beta_l$.

Hence, the k th broadcast symbol can be written as

$$\begin{aligned}
 c_k = & x_k + \sum_{j=1}^{\beta_1} x_{k+j\lambda_1} + \sum_{j=1}^{\beta_3} x_{k+\beta_1\lambda_1+j\lambda_3} \\
 & + \sum_{j=1}^{\beta_5} x_{k+\beta_1\lambda_1+\beta_3\lambda_3+j\lambda_5} + \dots \\
 & + \sum_{j=1}^{\beta_l} x_{k+\beta_1\lambda_1+\dots+\beta_{l-2}\lambda_{l-2}+j\lambda_l}. \tag{20}
 \end{aligned}$$

The number of terms in (19) depends on the value of k . That is, the term $\sum_{j=1}^{\beta_1} x_{k+j\lambda_1}$ is present in c_k if $k \in C_1 \cup C_2 \cup \dots \cup C_{\lceil \frac{l}{2} \rceil}$. The term $\sum_{j=1}^{\beta_3} x_{k+\beta_1\lambda_1+j\lambda_3}$ is present in c_k if $k \in C_2 \cup C_3 \cup \dots \cup C_{\lceil \frac{l}{2} \rceil}$. Indicator function can be used to mark the presence of a given term in c_k . By combining (19) and (20), we get the Boolean expression given in (9).

APPENDIX B

Proof of Lemma 1

Case (i): l is even and $k \in C_i$ for $i \in [0 : \lceil \frac{l}{2} \rceil]$ or l is odd and $k \in C_i$ for $i \in [0 : \lceil \frac{l}{2} \rceil - 1]$.

In this case, from the definition of down distance, we have $L(k + d_{\text{down}}(k), k) \in \mathbf{I}_{\lambda_{2i} \times \beta_{2i} \lambda_{2i}}$. Let $k \bmod (K - D - \lambda_{2i-1}) = c \lambda_{2i} + d$ for some positive integers c and d ($d < \lambda_{2i}$). From Figure 7, we have

$$d_{\text{down}}(k) = d_1 + d_2 + d_3, \tag{21}$$

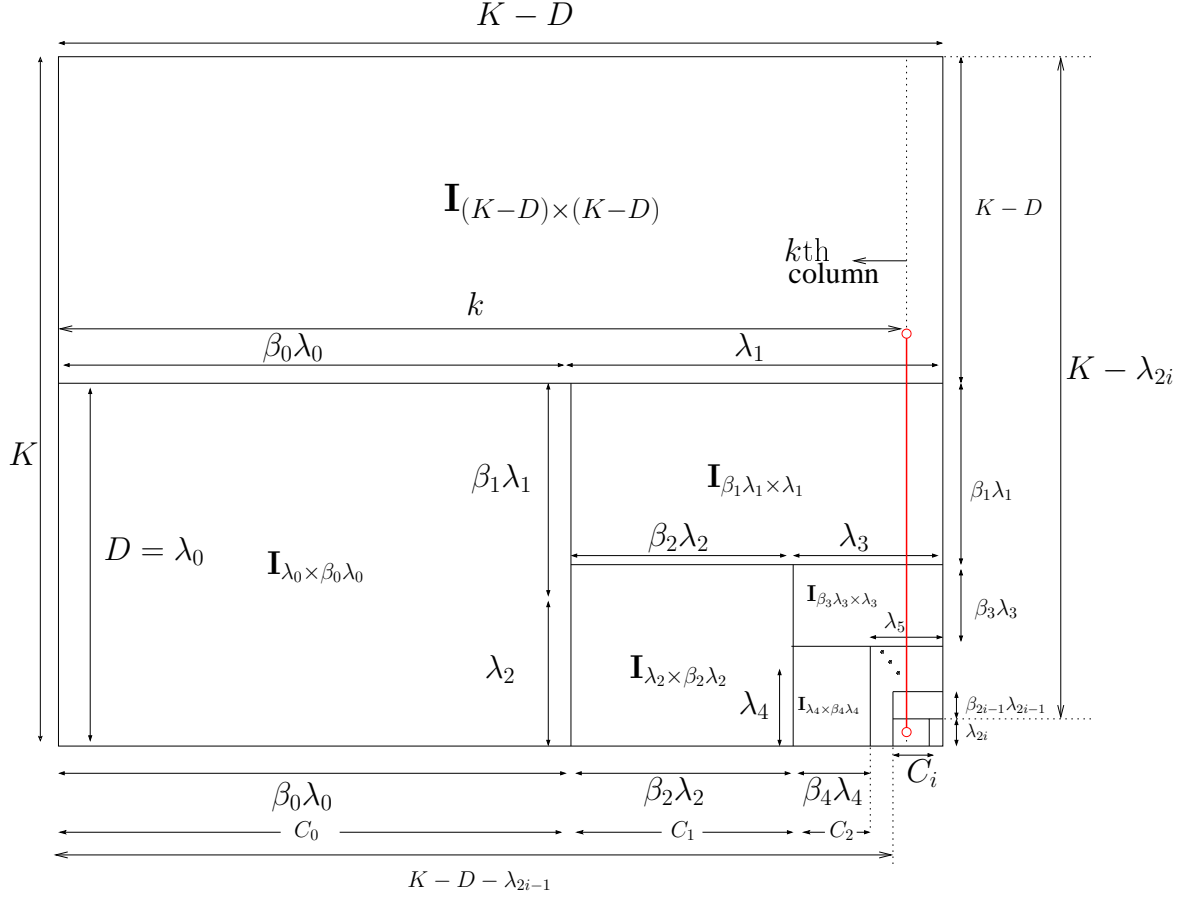


Fig. 6. Boolean Expression for k th broadcast symbol

and

$$\begin{aligned} d_1 &= (K - D) - k, \\ d_2 &= D - \lambda_{2i}, \\ d_3 &= k - (K - D - \lambda_{2i-1}) - c\lambda_{2i}. \end{aligned} \quad (22)$$

By using (21) and (22), we have

$$\begin{aligned} d_{\text{down}}(k) &= d_1 + d_2 + d_3 \\ &= (K - D) - k + \underbrace{D - \lambda_{2i}}_{d_2} \\ &\quad + \underbrace{k - (K - D - \lambda_{2i-1}) - c\lambda_{2i}}_{d_3} \\ &= D + \lambda_{2i-1} - (c + 1)\lambda_{2i}. \end{aligned} \quad (23)$$

By replacing λ_{2i-1} with $\beta_{2i}\lambda_{2i} + \lambda_{2i+1}$ in (23), we get

$$d_{\text{down}}(k) = D + \lambda_{2i+1} + (\beta_{2i} - 1 - c)\lambda_{2i}.$$

Case (ii): l is odd and $k \in C_{\lceil \frac{l}{2} \rceil}$.

In this case, from the definition of down distance, we have $L(k + d_{\text{down}}(k), k) \in \mathbf{I}_{\beta_l \lambda_l \times \lambda_l}$. From Figure 8, we have

$$d_{\text{down}}(k) = d_1 + d_2 + d_3, \quad (24)$$

and

$$\begin{aligned} d_1 &= (K - D) - k, \\ d_2 &= D - \beta_l \lambda_l, \\ d_3 &= \beta_l \lambda_l - d_5. \end{aligned} \quad (25)$$

We have $L(k, k) \in \mathbf{I}_{K-D}$ and $L(k + d_{\text{down}}(k), k) \in \mathbf{I}_{\lambda_l}$ of $\mathbf{I}_{\beta_l \lambda_l \times \lambda_l}$ as shown in Figure 8. Hence, we have $d_1 = d_4$ and $d_4 = d_5$. By using (24) and (25), we have

$$\begin{aligned} d_{\text{down}}(k) &= d_1 + d_2 + d_3 \\ &= d_1 + \underbrace{D - \beta_l \lambda_l}_{d_2} + \underbrace{\beta_l \lambda_l - d_1}_{d_3} = D. \end{aligned}$$

For $i = \lceil \frac{l}{2} \rceil$, we have $\lambda_{2\lceil \frac{l}{2} \rceil} = \lambda_{2\lceil \frac{l}{2} \rceil + 1} = 0$. We can write D as $D + \lambda_{2\lceil \frac{l}{2} \rceil + 1} + (\beta_{2\lceil \frac{l}{2} \rceil} - 1 - c)\lambda_{2\lceil \frac{l}{2} \rceil}$. Hence

$$d_{\text{down}}(k) = D + \lambda_{2i+1} + (\beta_{2i} - 1 - c)\lambda_{2i}.$$

APPENDIX C

Proof of Lemma 2

Case (i): $\mathbf{L}(j, k) \in \mathbf{I}_{\beta_{2i+1}\lambda_{2i+1} \times \lambda_{2i+1}}$ (one of the odd-submatrices) for $i = 0, 1, \dots, \lceil \frac{l}{2} \rceil - 1$.

In this case $d_{\text{up}}(j, k)$ is λ_{2i+1} follows directly from the definition in (5) and construction of AIR matrix. Figure 9 illustrates this.



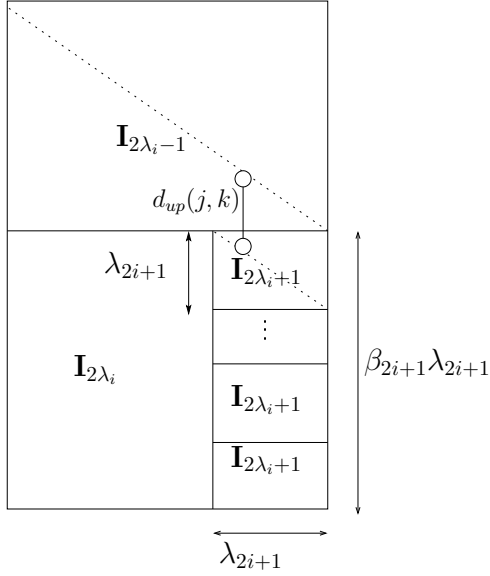


Fig. 9. up-distance calculation

Case (ii): $\mathbf{L}(j, k) \in \mathbf{I}_{\lambda_{2i} \times \beta_{2i} \lambda_{2i}}$ (one of the even-submatrices) for $i = 0, 1, 2, \dots, \lfloor \frac{L}{2} \rfloor$

From the definition of up distance, we have $L(j - d_{up}(j, k), k) \in \mathbf{I}_{\beta_{2i-1} \lambda_{2i-1} \times \lambda_{2i-1}}$.

We have $k_R = k \bmod (K - D - \lambda_{2i-1}) = c\lambda_{2i} + d$ for some positive integers c and d ($d < \lambda_{2i}$). From Figure 10, we have

$$\begin{aligned} d_{up}(k) &= d_1 + d_2, \\ d_1 &= \lambda_{2i-1} - k_R \text{ and} \\ d_2 &= d = k_R - c\lambda_{2i}. \end{aligned}$$

Hence, we have

$$d_{up}(k) = \underbrace{\lambda_{2i-1} - k_R}_{d_1} + \underbrace{k_R - c\lambda_{2i}}_{d_2} = \lambda_{2i-1} - c\lambda_{2i}.$$

APPENDIX D

Proof of Lemma 3

Case (i): $\mathbf{L}(j, k) \in \mathbf{I}_{\lambda_{2i} \times \beta_{2i} \lambda_{2i}}$ for $i \in [0 : \lfloor \frac{L}{2} \rfloor]$ and $k_R \in [0 : (\beta_{2i} - 1)\lambda_{2i} - 1]$.

In this case $d_{right}(j, k)$ is λ_{2i} follows directly from the definition in (5).

Case (ii): $\mathbf{L}(j, k) \in \mathbf{I}_{\beta_{2i+1} \lambda_{2i+1} \times \lambda_{2i+1}}$ for $i \in [0 : \lfloor \frac{L}{2} \rfloor]$ and $k_R \in [(\beta_{2i} - 1)\lambda_{2i} : \beta_{2i} \lambda_{2i} - 1]$.

In this case, from the definition of right-distance, we have $L(j, k + d_{right}(j, k)) \in \mathbf{I}_{\beta_{2i+1} \lambda_{2i+1} \times \lambda_{2i+1}}$. We have $k_R = k \bmod (K - D - \lambda_{2i}) = c\lambda_{2i+1} + d$ for some positive integers c and d ($d < \lambda_{2i+1}$). From Figure 11, we have

$$\begin{aligned} d_{right}(j, k) &= d_1 + d_2, \\ d_1 &= \lambda_{2i} - d_3, \\ d_3 &= k_R \text{ and } d = d_2. \end{aligned}$$

Hence,

$$\begin{aligned} d_{right}(j, k) &= \underbrace{\lambda_{2i} - k_R}_{d_1} + \underbrace{d}_{d_2} = \lambda_{2i} - c\lambda_{2i+1} - d + d \\ &= \lambda_{2i} - c\lambda_{2i+1}. \end{aligned}$$

APPENDIX E

Proof of Theorem 2

Case (i): $k \in D_i$ for $i = 0, 1, 2, \dots, \lfloor \frac{L}{2} \rfloor$.

In this case, we have $k_R \in [0 : (\beta_{2i} - 1)\lambda_{2i} - 1]$ for $i = 0, 1, 2, \dots, \lfloor \frac{L}{2} \rfloor$. Let $k_R = c\lambda_{2i} + d$ for some positive integers c and d and $d < \lambda_{2i}$. From Lemma 3, we have $\mu_k = \lambda_{2i}$. From Lemma 1, we have

$$\begin{aligned} d_{down}(k) &= D + \lambda_{2i+1} + (\beta_{2i} - 1 - c)\lambda_{2i} \\ &= D + \lambda_{2i-1} - (c + 1)\lambda_{2i}. \end{aligned} \quad (26)$$

From Lemma 2, we have

$$\begin{aligned} d_{up}(k + d_{down}(k), k) &= \lambda_{2i-1} - c\lambda_{2i} \text{ and} \\ d_{up}(k + d_{down}(k), k + \mu_k) &= \lambda_{2i-1} - (c + 1)\lambda_{2i}. \end{aligned} \quad (27)$$

In this case, we have $k + \mu_k = k + \lambda_{2i} \in C_i$, hence $\mathbf{L}(k + d_{down}(k), k + \mu_k) \in \mathbf{I}_{\lambda_{2i} \times \beta_{2i} \lambda_{2i}}$ and $p_k = 0$.

From (26) and (27)

$$d_{down}(k) - d_{up}(k + d_{down}(k), k + \mu_k) = D, \quad (28)$$

this indicates that all message symbols in $c_{k+\mu_k}$ are in the side-information of R_k except $x_{k+d_{down}(k)}$. From (27) and (28), every message symbol in $c_k + c_{k+\mu_k}$ is in the side-information of R_k . From (9), we can write c_k as

$$c_k = x_k + \underbrace{\sum_{z=1}^i \sum_{j=1}^{\beta_{2z}-1} x_{k+D-\lambda_{2z-2}+j\lambda_{2z-1}}}_{\nu_k} + x_{k+d_{down}(k)}.$$

Hence, the term ν_k in (13) is the exclusive OR of the set of message symbols present in c_k excluding the message symbols x_k and $x_{k+d_{down}(k)}$. The term $\nu_{k+\mu_k}$ in (13) is the exclusive OR of the set of message symbols present in $c_{k+\mu_k}$ excluding the message symbol $x_{k+d_{down}(k)}$. From (27) and (28), ν_k and $\nu_{k+\mu_k}$ are known to receiver R_k . Hence, R_k can decode x_k from (12).

Case (ii): $k \in E_i$ for $i = 0, 1, 2, \dots, \lfloor \frac{L}{2} \rfloor - 1$.

In this case, we have $k_R \in [(\beta_{2i} - 1)\lambda_{2i} : \beta_{2i} \lambda_{2i} - 1]$ for $i = 0, 1, 2, \dots, \lfloor \frac{L}{2} \rfloor - 1$. Let $k_R = (\beta_{2i} - 1)\lambda_{2i} + c\lambda_{2i+1} + d$ for some positive integers c, d ($d < \lambda_{2i+1}$). We have $k = K - D - \lambda_{2i-1} + k_R$. From Lemma 1, we have

$$\begin{aligned} d_{down}(k) &= D + \lambda_{2i+1} + (\beta_{2i} - 1 - (\beta_{2i} - 1))\lambda_{2i} \\ &= D + \lambda_{2i+1}. \end{aligned} \quad (29)$$

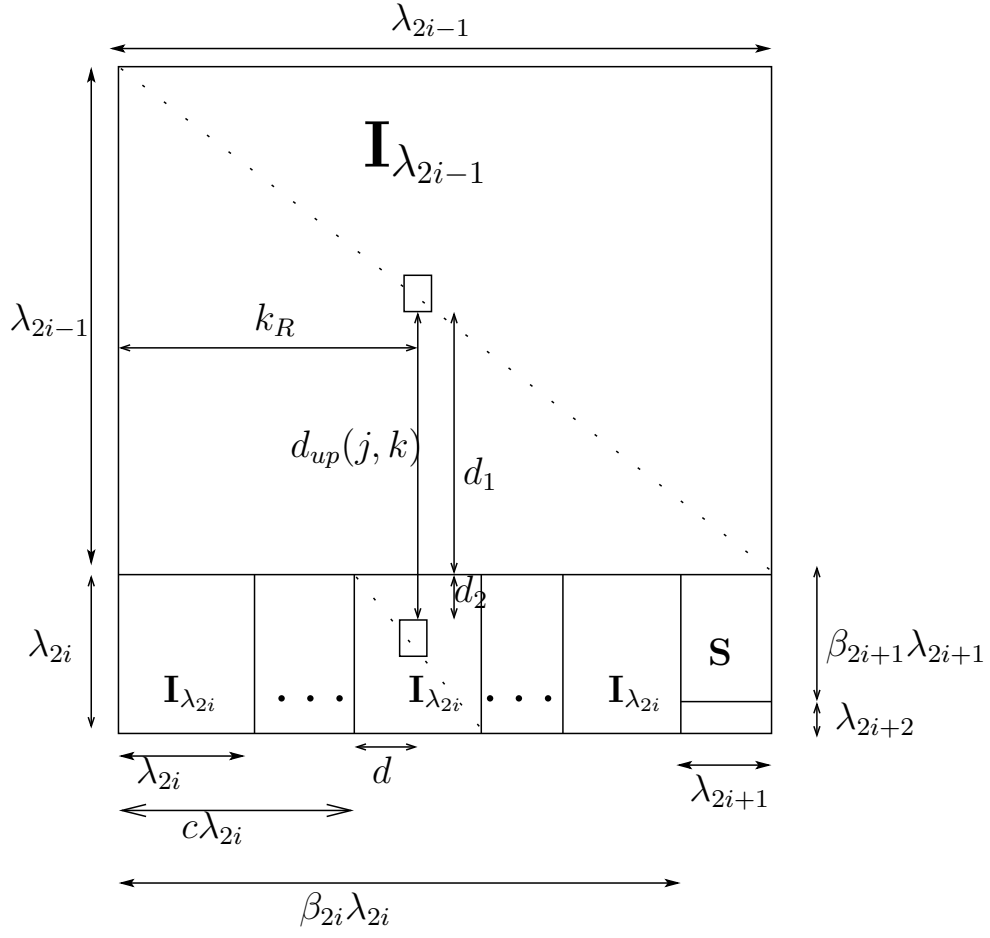


Fig. 10. up-distance calculation

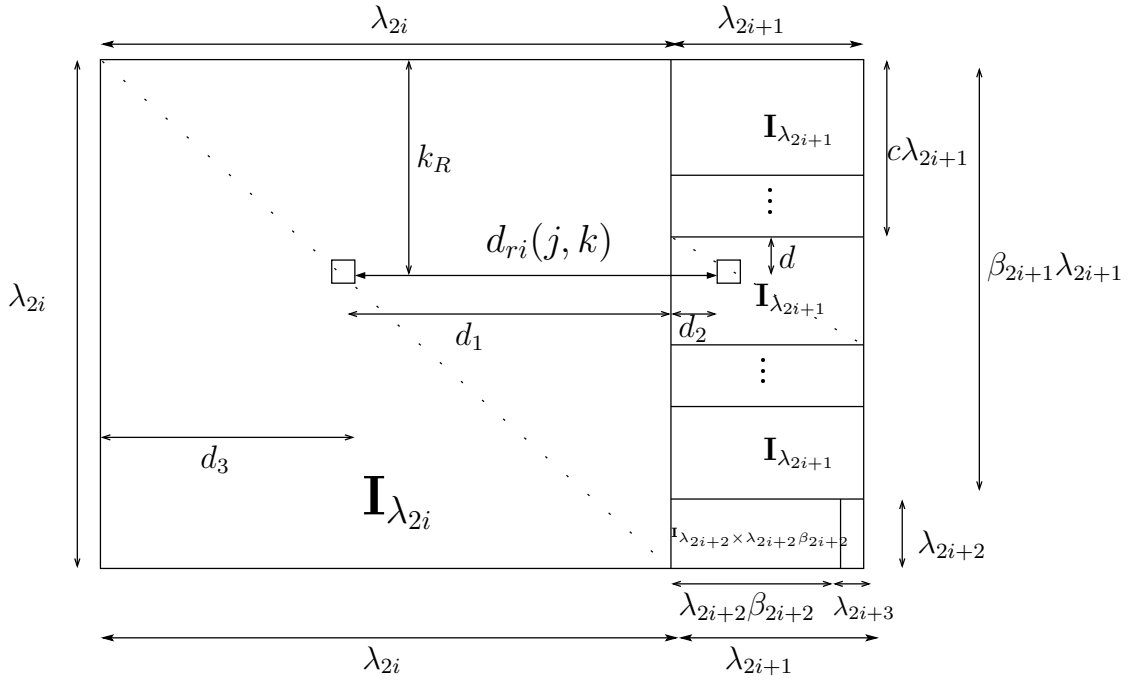


Fig. 11. right distance calculation

From Lemma 3, we have

$$\begin{aligned}\mu_k &= d_{right}(k + d_{down}(k), k) \\ &= d_{right}(K - D - \lambda_{2i-1} + k_R + D + \lambda_{2i+1}, k) \\ &= d_{right}(K - \lambda_{2i} + c\lambda_{2i+1} + d, k) \\ &= \lambda_{2i} - c\lambda_{2i+1}.\end{aligned}\quad (30)$$

From Lemma 2, we have

$$d_{up}(k + d_{down}(k), k + \mu_k) = \lambda_{2i+1}. \quad (31)$$

From (29) and (31)

$$d_{down}(k) - d_{up}(k + d_{down}(k), k + \mu_k) = D, \quad (32)$$

this indicates that all other message symbols in $c_{k+\mu_k}$ are in the side-information of R_k except $x_{k+d_{down}(k)}$ and $x_{k+t_{k,\tau}+d_{down}(k)}$ for $\tau = 1, 2, \dots, p_k$.

From Definition 1, $k + d_{down}(k) + t_{k,p_k}$ is always less than the number of rows in the matrix \mathbf{L} . That is, $k + t_{k,p_k} + d_{down}(k) < K$. Hence, we have

$$\begin{aligned}t_{k,p_k} &< K - k - d_{down}(k) \\ &= K - (K - D - \lambda_{2i-1} + (\beta_{2i} - 1)\lambda_{2i} + c\lambda_{2i+1} + d) - \\ &\quad (D + \lambda_{2i+1}) \\ &= \lambda_{2i} - c\lambda_{2i+1} - d.\end{aligned}\quad (33)$$

From (30) and (33)

$$t_{k,p_k} < \mu_k - d. \quad (34)$$

From (33), we have

$$\begin{aligned}k_R + t_{k,p_k} &< k_R + \lambda_{2i} - c\lambda_{2i+1} - d \\ &= \underbrace{(\beta_{2i} - 1)\lambda_{2i} + c\lambda_{2i+1} + d}_{k_R} + \lambda_{2i} - c\lambda_{2i+1} - d \\ &= \beta_{2i}\lambda_{2i}.\end{aligned}$$

Hence,

$$k_R + t_{k,p_k} \in [(\beta_{2i} - 1)\lambda_{2i} : \beta_{2i}\lambda_{2i} - 1]$$

and

$$\mathbf{L}(k + t_{k,\tau} + d_{down}(k + t_{k,\tau}), k + t_{k,\tau}) \in \mathbf{C}_{\lambda_{2i} \times \beta_{2i}\lambda_{2i}} \quad (35)$$

for $\tau = 1, 2, \dots, p_k$. Hence, we have

$$d_{down}(k) = d_{down}(k + t_{k,\tau}) \quad (36)$$

for $\tau = 1, 2, \dots, p_k$.

From Lemma 2 and (35), for $\mathbf{L}(k + t_{k,\tau} + d_{down}(k + t_{k,\tau}), k + t_{k,\tau})$, we have,

$$d_{up}(k + t_{k,\tau} + d_{down}(k + t_{k,\tau}), k + t_{k,\tau}) = \lambda_{2i} + \lambda_{2i+1}. \quad (37)$$

From (31) and (37), we have

$$\begin{aligned}d_{up}(k + t_{k,\tau} + d_{down}(k + t_{k,\tau}), k + t_{k,\tau}) - \\ d_{up}(k + d_{down}(k), k + \mu_k) = \lambda_{2i},\end{aligned}\quad (38)$$

which along with (32) indicates that every message symbol in $c_{k+t_{k,\tau}}$ is in the side-information of R_k except $x_{k+t_{k,\tau}+d_{down}(k+t_{k,\tau})}$ for $\tau = 1, 2, \dots, p_k$.

We have $k_R \in [(\beta_{2i} - 1)\lambda_{2i} : \beta_{2i}\lambda_{2i} - 1]$, $d_{up}(k + d_{down}(k), k) = \lambda_{2i} + \lambda_{2i+1}$. From (37), we have

$$\begin{aligned}d_{up}(k + d_{down}(k), k) - d_{up}(k + d_{down}(k), k + \mu_k) \\ = \lambda_{2i},\end{aligned}\quad (39)$$

and this along with (32) indicates that every message symbol in c_k is in the side-information of R_k except $x_{k+d_{down}(k)}$.

From (32), (38) and (39), the interfering message symbol $x_{k+t_{k,\tau}+d_{down}(k)}$ in $c_{k+\mu_k}$ can be canceled by adding the broadcast symbol $c_{k+t_{k,\tau}}$ for $\tau = 1, 2, \dots, p_k$ and the interfering message symbol $x_{k+d_{down}(k)}$ in $c_{k+\mu_k}$ can be canceled by adding the broadcast symbol c_k . Hence, R_k can decode the message symbol x_k by adding the broadcast symbols $c_k, c_{k+\mu_k}$ and $c_{k+t_{k,\tau}}$ for $\tau = 1, 2, \dots, p_k$.

The term ν_k in (16) is the exclusive OR of the set of message symbols present in c_k excluding the message symbols x_k and $x_{k+d_{down}(k)}$. The term $\nu_{k+t_{k,\tau}}$ for $\tau \in [1 : p_k]$ in (16) is the exclusive OR of the set of message symbols present in $c_{k+t_{k,\tau}}$ excluding the message symbol $x_{k+t_{k,\tau}+d_{down}(k+t_{k,\tau})}$. The term $\nu_{k+\mu_k}$ in (16) is the exclusive OR of the set of message symbols present in $c_{k+\mu_k}$ excluding the message symbols $x_{k+d_{down}(k)}$ and $x_{k+t_{k,\tau}+d_{down}(k+t_{k,\tau})}$ for $\tau \in [1 : p_k]$. From (32), (38) and (39), $\nu_k, \nu_{k+\mu_k}$ and $\nu_{t_{k,\tau}}$ for $\tau \in [1 : p_k]$ are known to receiver R_k . Hence, R_k can decode x_k from (15).

Case (iii): $k \in [K - D - \lambda_1 : K - D - 1] = E_i$ for $i = \lceil \frac{L}{2} \rceil$.

In this case, from Lemma 1, we have

$$d_{down}(k) = D. \quad (40)$$

Hence, every message symbol in c_k is in the side-information of R_k excluding the message symbol x_k . The term ν_k in (17) is the exclusive OR of the set of message symbols present in c_k excluding the message symbol x_k . From (40), ν_k is known to receiver R_k . Hence, R_k can decode x_k from (17).

Case (iv): $k \in [K - D : K - 1]$

- If $D < \lceil \frac{K}{2} \rceil$, from (9), the broadcast symbol $c_{k \bmod (K-D)}$ is given by $c_{k \bmod (K-D)} = x_{k \bmod (K-D)} + x_{k \bmod (K-D)+K-D} = x_{k+D} + x_k$. In $c_{k \bmod (K-D)}$, the message symbol x_{k+D} is in the side-information of receiver R_k . Hence, R_k can decode its wanted message symbol x_k from $c_{k \bmod (K-D)}$.
- If $D \geq \lceil \frac{K}{2} \rceil$, from (6), we have $\beta_0 = 0$ and $\lambda_1 = K - D$. From Lemma 2, we have

$$d_{up}(k, k \bmod (K - D)) = \lambda_1 = K - D. \quad (41)$$

Hence, $c_{k \bmod (K-D)}$ does not contain message symbols from the set

$$\{x_{k-(K-D)+1}, x_{k-(K-D)+2}, \dots, x_{k-1}\} = \mathcal{I}_k$$

(interference to receiver R_k). Every message symbol in $c_{k'}$ is in the side-information of R_k excluding the message symbol x_k . The term $\nu_{k'}$ in (18) is the exclusive OR of the set of message symbols present in $c_{k'}$ excluding the

message symbol x_k . From (41), $\nu_{k'}$ is known to receiver R_k . Hence, R_k can decode x_k from (18).

This completes the proof.

REFERENCES

- [1] H. Maleki, V. Cadambe, and S. Jafar, "Index coding an interference alignment perspective", in *IEEE Trans. Inf. Theory*, vol. 60, no.9, pp.5402-5432, Sep. 2014.
- [2] Y. Birk and T. Kol, "Informed-source coding-on-demand (ISCOD) over broadcast channels", in *Proc. IEEE Conf. Comput. Commun.*, San Francisco, CA, 1998, pp. 1257-1264.
- [3] Z. Bar-Yossef, Z. Birk, T. S. Jayram and T. Kol, "Index coding with side-information", in *Proc. 47th Annu. IEEE Symp. Found. Comput. Sci.*, Oct. 2006, pp. 197-206.
- [4] M. Tahmasbi, A. Shahrabi and A. Gohari, "Critical graphs in index coding," in *Proc. IEEE Int. Symp. Inf. Theory*, Honolulu, Jul. 2014, pp. 281-285.
- [5] L. Ong and C K Ho, "Optimal Index Codes for a Class of Multicast Networks with Receiver Side Information", in *Proc. IEEE ICC*, 2012, pp. 2213-2218.
- [6] M. A. R. Chaudhry and A. Sprintson, "Efficient Algorithms for Index Coding," in *Proc. IEEE INFOCOM*, 2008, pp. 1-4.
- [7] R. Peeters, Orthogonal representations over finite fields and the chromatic number of graphs, *Combinatorica*, vol. 16, no. 3, Sept 1996, pp. 417-431.
- [8] A. Blasiak, R. Kleinberg and E. Lubetzky, "Broadcasting With side-information: Bounding and Approximating the Broadcast Rate" *CoRR*, in *IEEE Trans. Inf. Theory*, vol. 59, no.9, pp.5811-5823, Sep. 2013.
- [9] A. Thomas, R. Kavitha, A. Chandramouli and B. S. Rajan, "Optimal Index Coding with Min-Max Probability of Error over Fading," *proc. of PIMRC 2015*, Hong Kong, August 2015, pp. 889-894. An expanded version "Single Uniprior Index Coding with Min-Max Probability of Error over Fading Channels," is to appear in *IEEE Transactions on Vehicular Technology* - available as early access paper <http://ieeexplore.ieee.org/document/7752905>.
- [10] M. B. Vaddi and B. S. Rajan, "Optimal Scalar Linear Index Codes for One-Sided Neighboring Side-Information Problems," In *Proc. IEEE GLOBECOM workshop on Network Coding and Applications*, Washington, USA, December 2016.
- [11] M. B. Vaddi and B. S. Rajan, "Optimal Vector Linear Index Codes for Some Symmetric Multiple Unicast Problems," in *Proc. IEEE ISIT*, Barcelona, Spain, July 2016.
- [12] Ahmed Douik, Sameh Sorouar, Tareq Al-Naffouri and Slim Alouini, "Instantly Decodable Network Coding: From Centralized to Device-to-Device Communications, " to appear in *IEEE Communications Surveys & Tutorials*. Available as early access article :<http://ieeexplore.ieee.org/abstract/document/7845689/>.

