

Assisting Service Providers In Peer to peer Marketplaces: Maximizing Gain Over Flexible Attributes

Abolfazl Asudeh [†], Azade Nazi [‡], Nick Koudas ^{††}, Gautam Das [†]

[†] *University of Texas at Arlington*, [‡] *Microsoft Research*, ^{††} *University of Toronto*

[†]{ab.asudeh@mavs, gdas@cse}.uta.edu, [‡]aznazi@microsoft.com, ^{††}koudas@cs.toronto.edu

Abstract—Peer to peer marketplaces enable transactional exchange of services directly between people. In such platforms, those providing a service are faced with various choices. For example in travel peer to peer marketplaces, although some amenities (attributes) in a property are fixed, others are relatively *flexible* and can be provided without significant effort. Providing an attribute is usually associated with a cost. Naturally, different sets of attributes may have a different “gains” (monetary or otherwise) for a service provider. Consequently, given a limited budget, deciding which attributes to offer is challenging.

In this paper, we formally introduce and define the problem of *Gain Maximization over Flexible Attributes* (GMFA). We first prove that the problem is NP-hard and show that there is no approximate algorithm with a constant approximate ratio for it, unless there is one for the quadratic knapsack problem. Instead of limiting the application to a specific gain function, we then provide a practically efficient exact algorithm to the GMFA problem that can handle any gain function as long as it belongs to the general class of monotonic functions. As the next part of our contribution, we introduce the notion of *frequent-item based count* (FBC), which utilizes nothing but the existing tuples in the database to define the notion of gain in the absence of extra information. We present the results of a comprehensive experimental evaluation of the proposed techniques on real dataset from AirBnB and a case study that confirm the efficiency and practicality of our proposal.

I. INTRODUCTION

Peer to peer marketplaces enable both “obtaining” and “providing” in a temporary or permanent fashion valuable services through direct interaction between people [6]. Travel peer to peer marketplaces such as *AirBnB*, *HouseTrip*, *HomeAway*, and *Vayable*¹, work and service peer to peer marketplaces such as *UpWork*, *FreeLancer*, *PivotDesk*, *ShareDesk*, and *Breather*², car sharing marketplaces such as *BlaBlaCar*³, education peer to peer marketplaces such as *PopExpert*⁴, and pet peer to peer marketplaces such as *DogVacay*⁵ are a few examples of such marketplaces. In travel peer to peer marketplaces, for example, the service caters to accommodation rental; hosts are those providing the service (*service providers*), and guests, who are looking for temporary rentals, are receiving service (*service receivers*). Hosts list properties, along with a set of amenities for each, while guests utilize the search interface to identify suitable properties to rent. Figure 1 presents a sample set of

ID	Breakfast	TV	Internet	Washer
Accom. 1	1	1	1	0
Accom. 2	1	1	1	1
Accom. 3	0	1	1	0
Accom. 4	1	1	1	0
Accom. 5	0	1	1	1
Accom. 6	1	0	1	0
Accom. 7	1	0	0	0
Accom. 8	1	1	0	1
Accom. 9	0	1	1	1
Accom. 10	1	0	0	1

Fig. 1: A sample set of rental accommodations

rental accommodations. Each row corresponds to a property and each column represents an amenity. For instance, the first property offers Breakfast, TV, and Internet as amenities but does not offer Washer.

Although sizeable effort has been devoted to design user-friendly search tools assisting service receivers in the search process, little effort has been recorded to date to build tools to assist service providers. Consider for example a host in a travel peer to peer marketplace; while listing a property in the service for (temporary) rent, the host is faced with various choices. Although some amenities in the property are relatively *fixed*, such as number of rooms for rent, or existence of an elevator, others are relatively *flexible*; for example offering Breakfast or TV as an amenity. Flexible amenities can be added without a significant effort. Although amenities make sense in the context of travel peer to peer marketplaces (as part of the standard terminology used in the service), for a general peer to peer marketplace we use the term *attribute* and refer to the subsequent choice of attributes as *flexible attributes*.

Service providers participate in the service with specified objectives; for instance hosts may want to increase overall occupancy and/or optimize their anticipated revenue. Since there is a *cost* (e.g., monetary base cost to the host to offer internet) associated with each flexible attribute, it is challenging for service providers to choose the set of flexible attributes to offer given some budget limitations (constraints). An informed choice of attributes to offer should maximize the objectives of the service provider in each case subject to any constraints. Objectives may vary by application; for example an objective could be maximize the number of times a listing appears on search results, the position in the search result ranking or other. This necessitates the existence of functions that relate flexible attributes to such objectives in order to aid the service provider’s decision. We refer to the service

¹airbnb.com; housetrip.com; homeaway.com; vayable.com.

²upwork.com; freelancer.com; pivotdesk.com; sharedesk.net; breather.com

³blablacar.com

⁴popexpert.com

⁵dogvacay.com

provider’s objectives in a generic sense as *gain* and to the functions that relate attributes to gain as *gain functions* in what follows.

In this paper, we aim to assist service providers in peer to peer marketplaces by suggesting those flexible attributes which maximize their gain. Given a service with known flexible attributes and budget limitation, our objective is to identify a set of attributes to suggest to service providers in order to maximize the gain. We refer to this problem as *Gain Maximization over Flexible Attributes (GMFA)*. Since the target applications involve mainly ordinal attributes, in this paper, we focus our attention on ordinal attributes and we assume that numeric attributes (if any) are suitably discretized. Without loss of generality, we first design our algorithms for binary attributes, and provide the extension to ordinal attributes in § V-A.

Our contribution in this paper is twofold. First, we formally define the general problem of *Gain Maximization over Flexible Attributes (GMFA)* in peer to peer marketplaces and, as our main contribution, propose a general solution which is applicable to a general class of gain functions. Second, without making any assumption on the existence extra information other than the dataset itself, we introduce the notion of *frequent-item based count* as a simple yet compelling gain function in the absence of other sources of information. As our first contribution, using a reduction from the quadratic knapsack problem [18], [8], we prove that (i) the general GMFA is NP-hard, and (ii) that there is no approximate algorithm with a fixed ratio for GMFA unless there is one for quadratic knapsack problem. We provide a (practically) efficient exact algorithm to the GMFA problem for a general class of monotonic gain functions⁶. This generic proof is due to the fact that gain function design is application specific and depends on the available information. Thus, instead of limiting the solution to a specific application, the proposed algorithm gives the freedom to easily apply any arbitrary gain function into it. In other words, it works for *any arbitrary monotonic gain function* no matter how and based on what data it is designed. In a rational setting in which attributes on offer add value, we expect that all gain functions will be monotonic. More specifically, given any user defined monotonic gain function, we first propose an algorithm called **I-GMFA** (Improved GMFA) that exploits the properties of the monotonic function to suggest efficient ways to explore the solution space. Next, we introduce several techniques to speed up this algorithm, both theoretically and practically, changing the way the traversal of the search space is performed. To do so, we propose the **G-GMFA** (General GMFA) Algorithm which transforms the underlying problem structure from a lattice to a tree, preorders the the attributes, and amortizes the computation cost over different nodes during the traversal.

The next part of our contribution, focuses on the gain function design. It is evident that gain functions could vary depending on the underlying objectives and extra information

such as a weighting of attributes based on some criteria (e.g., importance), that can be naturally incorporated in our framework without changes to the algorithm. The gain function design, as discussed in Appendix V-B, is application specific and may vary upon on the availability of information such as query logs or reviews; thus, rather than assuming the existence of any specific extra information, we, alternatively, introduce the notion of *frequent-item based count (FBC)* that utilizes nothing but the existing tuples in the database to define the notion of gain for the absence of extra information. Therefore, even the applications with limited access to the data such as a third party service for assisting the service providers that may only have access to the dataset tuples can utilize G-GMFA while applying FBC inside it. The motivation behind the definition of FBC is that (rational) service providers provide attributes based on demand. For example, in Figure 1 the existence of TV and Internet together in more than half of the rows, indicates the demand for this combination of amenities. Also, as shown in the real case study provided in § VI-C, popularity of Breakfast in the rentals located in Paris indicates the demand for this amenity there. Since counting the number of frequent itemsets is #P-complete [10], computing the FBC is challenging. In contrast with a simple algorithm that is an adaptation of Apriori [1] algorithm, we propose a practical output-sensitive algorithm for computing FBC that runs in the time linear in its output value. The algorithm uses an innovative approach that avoids iterating over the frequent attribute combinations by partitioning them into disjoint sets and calculating the FBC as the summation of their cardinalities.

In summary, we make the following contributions in this paper.

- We introduce the notion of flexible attributes and the novel problem of gain maximization over flexible attributes (GMFA) in peer to peer marketplaces.
- We prove that the general GMFA problem is NP-hard and we prove the difficulty of designing an approximate algorithm.
- For the general GMFA problem, we propose an algorithm called **I-GMFA** (Improved GMFA) that exploits the properties of the monotonic function to suggest efficient ways to explore the solution space.
- We propose the **G-GMFA** (General GMFA) algorithm which transforms the underlying problem structure from a lattice to a tree, preorders the attributes, and amortizes the computation cost over nodes during the traversal. Given the application specific nature of the gain function design, **G-GMFA** is designed such that any arbitrary monotonic gain function can simply get plugged into it.
- While not promoting any specific gain function, without any assumption on the existence of extra information other than the dataset itself, we propose *frequent-item based count (FBC)* as a simple yet compelling gain function in the absence of other sources of data.
- In contrast with the simple Apriori-based algorithm, we propose and present the algorithm **FBC** to efficiently

⁶Monotonicity of the gain function simply means that adding a new attribute does not reduce the gain.

assess gain and demonstrate its practical significance.

- We present the results of a comprehensive performance study on real dataset from AirBnB to evaluate the proposed algorithms. Also, in a real case study, we to illustrate the practicality of the approaches.

This paper is organized as follows. § II provides formal definitions and introduces notation stating formally the problem we focus and its associated complexity. We propose the exact algorithm for the general class of monotonic gain functions in § III. In § IV, we study the gain function design and propose an alternative gain function for the absence of user preferences. The experiment results are provided in § VI, related work is discussed in § VII, and the paper is concluded in § VIII.

II. PRELIMINARIES

Dataset Model: We model the entities under consideration in a peer to peer marketplace as a dataset \mathcal{D} with n tuples and m attributes $\mathcal{A} = \{A_1, \dots, A_m\}$. For a tuple $t \in \mathcal{D}$, we use $t[A_i]$ to denote the value of the attribute A_i in t . Figure 1 presents a sample set of rental accommodations with 10 tuples and 4 attributes. Each row corresponds to a tuple (property) and each column represents an attribute. For example, the first property offers `Breakfast`, `TV`, and `Internet` as amenities but does not offer `Washer`. Note that, since the target applications involve mainly ordinal attributes, we focus our attention on such attributes and we assume that numeric attributes (if any) are suitably discretized. Without loss of generality, throughout the paper, we consider the attributes to be binary and defer the extension of algorithms to ordinal attributes in § V-A. We use \mathcal{A}_t to refer to the set of attributes for which $t[A_i]$ is non zero; i.e. $\mathcal{A}_t = \{A_i \in \mathcal{A} \mid t[A_i] \neq 0\}$, and the size of \mathcal{A}_t is k_t .

Query Model: Given the dataset \mathcal{D} and set of binary attributes $\mathcal{A}' \subseteq \mathcal{A}$, the query $Q(\mathcal{A}', \mathcal{D})$ returns the set of tuples in \mathcal{D} where contain \mathcal{A}' as their attributes; formally:

$$Q(\mathcal{A}', \mathcal{D}) = \{t \in \mathcal{D} \mid \mathcal{A}' \subseteq \mathcal{A}_t\} \quad (1)$$

Similarly, the query model for the ordinal attributes is as following: given the dataset \mathcal{D} , the set of ordinal attributes $\mathcal{A}' \subseteq \mathcal{A}$, and values \mathcal{V} where $V_i \in \mathcal{V}$ is a value in the domain of $A_i \in \mathcal{A}'$, $Q(\mathcal{A}', \mathcal{V}, \mathcal{D})$ returns the tuples in \mathcal{D} that for attribute $A_i \in \mathcal{A}'$, $V_i \leq t[A_i]$.

Flexible Attribute Model: In this paper, we assume an underlying $cost^7$ associated with each attribute A_i , i.e., a flexible attribute A_i can be added to a tuple t by incurring $cost[A_i]$. For example, the costs of providing attributes `Breakfast`, `TV`, `Internet`, and `Washer`, in Figure 1, on an annual basis, are $cost = [1000, 300, 250, 700]$. For the ordinal attributes, $cost(A_i, V_1, V_2)$ represents the cost of changing the value of A_i from V_1 to V_2 . Our approach places no restrictions on the number of flexible attributes in \mathcal{A} . For the ease of explanation, in the rest of paper we assume all the attributes in \mathcal{A} are flexible.

⁷Depending on the application it may represent a monetary value.

TABLE I: Table of Notations

Notation	Meaning
\mathcal{D}	The dataset
\mathcal{A}	The set of the attributes in database \mathcal{D}
m	The size of \mathcal{A}
n	The number of tuples in database \mathcal{D}
$t[A_i]$	The value of attribute A_i in tuple t
\mathcal{A}_t	The set of non-zero attributes in tuple t
$cost[A_i]$	The cost to change the binary attribute A_i to 1
B	The budget
$gain(\cdot)$	The gain function
$\mathcal{L}_{\mathcal{A}_i}$	The lattice of attribute combinations \mathcal{A}_i
$V(\mathcal{L}_{\mathcal{A}_i})$	The set of nodes in $\mathcal{L}_{\mathcal{A}_i}$
$\mathcal{B}(v_i)$	The bit representative of the node v_i
$v(\mathcal{A}_i)$	The node with attribute combination \mathcal{A}_i
$v(\mathcal{B}_i)$	The node with the bit representative \mathcal{B}_i
$\ell(v_i)$	The level of the node v_i
$cost(v_i)$	The cost associated with the node v_i
$parents(v_j, \mathcal{L}_{\mathcal{A}_i})$	The parents of the node v_j in $\mathcal{L}_{\mathcal{A}_i}$
$\rho(\mathcal{B}(v_i))$	The index of the right-most zero in $\mathcal{B}(v_i)$
$parent_T(v_i)$	The parent of v_i in the tree data structure

We also assume the existence of a gain function $gain(\cdot)$, that given the dataset \mathcal{D} , for a given attribute combination $\mathcal{A}_i \subseteq \mathcal{A}$, provides a score showing how desirable \mathcal{A}_i is. For example in a travel peer to peer marketplace, given a set of m amenities, such a function could quantify the anticipated gain (e.g., visibility) for a host if a subset of these amenities are provided by the host on a certain property.

Table I presents a summary of the notation used in this paper. We will provide the additional notations for § IV at Table II. Next, we formally define the general *Gain Maximization over Flexible Attributes (GMFA)* in peer to peer marketplaces.

A. General Problem Definition

We define the general problem of *Gain Maximization over Flexible Attributes (GMFA)* in peer to peer marketplaces as a constrained optimization problem. The general problem is agnostic to the choice of the gain function. Given $gain(\cdot)$, a service provider with a certain budget B strives to maximize $gain(\cdot)$ by considering the addition of flexible attributes to the service. For example, in a travel peer to peer marketplace, a host who owns an accommodation ($t \in \mathcal{D}$) and has a limited (monetary) budget B aims to determine which amenities should be offered in the property such that the costs to offer the amenities to the host are within the budget B , and the gain ($gain(\cdot)$ ⁸) resulting from offering the amenities is maximized. Formally, our GMFA problem is defined as an optimization problem as shown in Figure 2.

We next discuss the complexity of the general GMFA problem and we show the difficulty of designing an approximation algorithm with a constant approximate ratio for this problem.

⁸In addition to the input set of attributes, the function $gain(\cdot)$ may depend to other variables such as the number of attribute (n); one such function is discussed in § IV.

GAIN MAXIMIZATION OVER FLEXIBLE ATTRIBUTES (GMFA):

Given a dataset \mathcal{D} with the set of binary flexible attributes \mathcal{A} where each attribute $A_i \in \mathcal{A}$ is associated with cost $cost[A_i]$, a gain function $gain(\cdot)$, a budget B , and a tuple $t \in \mathcal{D}$, identify a set of attributes $\mathcal{A}' \subseteq \mathcal{A} \setminus \mathcal{A}_t$, such that

$$\sum_{\forall A_i \in \mathcal{A}'} cost[A_i] \leq B$$

while maximizing

$$gain(\mathcal{A}_t \cup \mathcal{A}', \mathcal{D})$$

Fig. 2: GMFA problem definition

B. Computational Complexity

We prove that GMFA is NP-hard⁹ by reduction from quadratic knapsack [18], [8] which is NP-complete [8]. The reduction from the QKP shows that it can be modeled as an instance of GMFA; thus, a solution for QKP cannot not be used to solve GMFA.

Quadratic 0/1 knapsack (QKP): Given a set of items I , each with a weight W_i , a knapsack with capacity C , and the profit function P , determine a subset of items such that their cumulative weights do not exceed C and the profit is maximized. Note that the profit function P is defined for the choice of individual items but also considers an extra profit that can be earned if two items are selected jointly. In other words, for n items, P is a matrix of $n \times n$, where the diagonal of matrix P ($P_{i,i}$) depicts the profit of item i and an element in $P_{i,j}$ ($i \neq j$) represents the profit of picking item i , and item j together.

Theorem 1: The problem of Gain maximization over flexible attributes (GMFA) is NP-hard.

Proof: The decision version of GMFA is defined as follows: given a decision value k , dataset \mathcal{D} with the set of flexible attributes \mathcal{A} , associated costs $cost$, a gain function $gain(\cdot)$, a budget B , and a tuple $t \in \mathcal{D}$, decide if there is a $\mathcal{A}' \subseteq \mathcal{A} \setminus \mathcal{A}_t$, such that $\sum_{\forall A_i \in \mathcal{A}'} cost[A_i] \leq B$ and $gain(\mathcal{A}_t \cup \mathcal{A}') \geq k$.

We reduce the decision version of quadratic knapsack problem (QKP) to the decision version of GMFA and argue that the solution to QKP exists, if and only if, a solution to our problem exists. The decision version of QKP, in addition to I , W , C , and P , accepts the decision variable k and decides if there is a subset of I that can be accommodated to the knapsack with profit k .

A mapping between QKP to GMFA is constructed as follows: The set of items I is mapped to flexible attributes \mathcal{A} , the weight of items W is mapped to the cost of the attributes $cost$, the capacity of the knapsack C to budget B , and the decision value k in QKP to the value k in GMFA. Moreover, we set $\mathcal{D} = \{t\}$ and $\mathcal{A}_t = \emptyset$; the gain function, in this instance

⁹Please note that GMFA is NP-complete even for the polynomial time gain functions.

of GMFA, can be constructed based on the profit matrix P as follows:

$$gain(\mathcal{A}') = \sum_{\forall A_i \in \mathcal{A}'} P_i + \sum_{\forall A_i \in \mathcal{A}'} \sum_{\forall A_j \neq A_i \in \mathcal{A}'} P_{i,j}$$

The answer to the QKP is yes (resp. no) if the answer to its corresponding GMFA is yes (resp. no). ■

Note that GMFA belongs to the NP-complete class only for the $gain(\cdot)$ functions that are polynomial. In those cases the verification of whether or not a given subset $\mathcal{A}' \subseteq \mathcal{A} \setminus \mathcal{A}_t$, has cost less than or equal to B and a gain at least equal to k can be performed in polynomial time.

In addition to the complexity, the reduction from the quadratic knapsack presents the difficulty in designing an approximate algorithm for GMFA. Rader et. al. [15] prove that QKP does not have a polynomial time approximation algorithm with fixed approximation ratio unless P=NP. Even for the cases that $P_{i,j} \geq 0$, it is an open problem whether or not there is an approximate algorithm with a fixed approximate ratio for QKP [14]. In Theorem 2, we show that a polynomial approximate algorithm with a fixed approximate ratio for GMFA guarantees a fixed approximate ratio for QKP, and its existence contradicts the result of [15]. Furthermore, studies on the constrained set functions optimization, such as [7], also admits that maximizing a monotone set function up to an acceptable approximation, even subject to simple constraints is not possible.

Theorem 2: There is no polynomial-time approximate algorithm with a fixed approximate ratio for GMFA unless there is an approximate algorithm with a constant approximate ratio for QKP.

Proof: Suppose there is an approximate algorithm with a constant approximate ratio α for GMFA. Let app be the attribute combination returned by the approximate algorithm and opt be the optimal solution. Since the approximate ratio is α :

$$gain(opt) \leq \alpha gain(app)$$

Based on the mapping provided in the proof of Theorem 1, we first show that opt is the corresponding set of items for opt in the optimal solution QKP. If there is a set of items for which the profit is higher than opt , due to the choice of $gain(\cdot)$ in the mapping, its corresponding attribute combination in GMFA has a higher $gain$ than opt , which contradicts the fact that opt is the optimal solution of GMFA. Now since $gain(opt) \leq \alpha gain(app)$:

$$\sum_{\forall A_i \in opt} P_i + \sum_{\forall A_i \in opt} \sum_{\forall A_j \neq A_i \in opt} P_{i,j} \leq \alpha \left(\sum_{\forall A_i \in app} P_i + \sum_{\forall A_i \in app} \sum_{\forall A_j \neq A_i \in app} P_{i,j} \right)$$

Thus, the profit of the optimal set of items (opt) is at most α times the profit of the set of items (app) returned by the approximate algorithm, giving the approximate ratio of α for the quadratic knapsack problem. ■

III. EXACT SOLUTION

Considering the negative result of Theorem 2, we turn our attention to the design of an exact algorithm for the GMFA problem; even though this algorithm will be exponential in the worst case, we will demonstrate that is efficient in practice. In this section, our focus is on providing a solution for GMFA over any *monotonic* gain function. A gain function $gain(\cdot)$ is monotonic, if given two set of attributes \mathcal{A}_i and \mathcal{A}_j where $\mathcal{A}_j \subset \mathcal{A}_i$, $gain(\mathcal{A}_j, \mathcal{D}) \leq gain(\mathcal{A}_i, \mathcal{D})$. As a result, *this section provides a general solution that works for any monotonic gain function*, no matter how and based on what data it is designed. In fact considering a non-monotonic function for gain is not reasonable here, because adding more attributes to a tuple (service) should not decrease the gain. For ease of explanation, we first provide the following definitions and notations. Then we discuss an initial solution in § III-A, which leads to our final algorithm in § III-B.

Definition 1: Lattice of Attribute Combination: Given an attribute combination \mathcal{A}_i , the lattice of \mathcal{A}_i is defined as $\mathcal{L}_{\mathcal{A}_i} = (V, E)$, where the nodeset V , depicted as $V(\mathcal{L}_{\mathcal{A}_i})$, corresponds to the set of all subsets of \mathcal{A}_i ; thus $\forall \mathcal{A}_j \subseteq \mathcal{A}_i$, there exists a one to one mapping between each $v_j \in V$ and each \mathcal{A}_j . Each node v_j is associated with a bit representative $\mathcal{B}(v_j)$ of length m in which bit k is 1 if $A_k \in \mathcal{A}_j$ and 0 otherwise. For consistency, for each node v_j in $V(\mathcal{L}_{\mathcal{A}_i})$, the index j is the decimal value of $\mathcal{B}(v_j)$. Given the bit representative $\mathcal{B}(v_j)$ we define function $v(\mathcal{B}(v_j))$ to return v_j . In the lattice an edge $\langle v_j, v_k \rangle \in E$ exists if $\mathcal{A}_k \subset \mathcal{A}_j$ and $\mathcal{B}(v_k)$, $\mathcal{B}(v_j)$ differ in only one bit. Thus, v_j (resp. v_k) is parent (resp. child) of v_k (resp. v_j) in the lattice. For each node $v_j \in V$, level of v_j , denoted by $\ell(v_j)$, is defined as the number of 1's in the bit representative of v_j . In addition, every node v_j is associated with a cost defined as $cost(v_j) = \sum_{A_k \in \mathcal{A}_j} cost[A_k]$.

Definition 2: Maximal Affordable Node: A node $v_i \in V(\mathcal{L}_{\mathcal{A}})$ is affordable iff $\sum_{A_k \in \mathcal{A}_i} cost[A_k] \leq B$; otherwise it is unaffordable. An affordable node v_i is maximal affordable iff \forall nodes v_j in parents of v_i , v_j is unaffordable.

Example 1: As a running example throughout the paper, consider \mathcal{D} as shown in Figure 1, defined over the set of attributes $A = \{A_1:Breakfast, A_2:TV, A_3:Internet, A_4:Washer\}$ with cost to provide these attributes as $cost = [1000, 300, 250, 700]$. Assume the budget is $B = 1300$ and that the property t does not offer these attributes/amenities, i.e., $\mathcal{A}_t = \emptyset$.

Figure 3 presents $\mathcal{L}_{\mathcal{A}}$ over these four attributes. The bit representative for the highlighted node v_{10} in the figure is $\mathcal{B}(v_{10}) = 1010$ representing the set of attributes $\mathcal{A}_{10} = \{A_1:Breakfast, A_3:Internet\}$; The level of v_{10} is $\ell(v_{10}) = 2$, and it is the parent of nodes v_2 and v_8 with the bit representatives 0010 and 1000. Since $B = 1300$ and the cost of v_2 is $cost(v_2) = 250$, v_2 is an affordable node; however, since its parent v_{10} the cost $cost(v_{10}) = 1250$ and is affordable, v_2 is not a maximal affordable node. v_{11} and v_{14} with bit representatives $\mathcal{B}(v_{11}) = 1011$ and $\mathcal{B}(v_{14}) = 1110$, the parents of v_{10} , are unaffordable; thus v_{10} is a maximal affordable node.

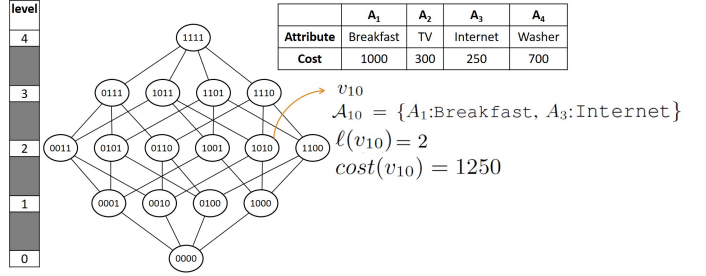


Fig. 3: Illustration of $\mathcal{L}_{\mathcal{A}}$ for Example 1

A baseline approach for the GMFA problem is to examine all the 2^m nodes of $\mathcal{L}_{\mathcal{A}}$. Since for every node the algorithm needs to compute the gain, it's running time is in $\Omega(m2^m\mathcal{G})$, where \mathcal{G} is the computation cost associated with the $gain(\cdot)$ function.

As a first algorithm, we improve upon this baseline by leveraging the monotonicity of the gain function, which enables us to prune some of the branches in the lattice while searching for the optimal solution. This algorithm is described in the next subsection as improved GMFA (I-GMFA). Then, we discuss drawbacks and propose a general algorithm for the GMFA problem in Section III-B.

A. I-GMFA

An algorithm for GMFA can identify the maximal affordable nodes and return the one with the maximum gain. Given a node v_i , due to the monotonicity of the gain function, for any child v_j of v_i , $gain(\mathcal{A}_i) \geq gain(\mathcal{A}_j)$. Consequently, when searching for an affordable node that maximizes gain, one can ignore all the nodes that are not maximal affordable. Thus, our goal is to efficiently identify the maximal affordable nodes, while pruning all the nodes in their sublattices. Algorithm 1 presents a top-down¹⁰ BFS (breadth first search) traversal of $\mathcal{L}_{\mathcal{A} \setminus \mathcal{A}_t}$ starting from the root of the lattice (i.e., $v(\mathcal{A} \setminus \mathcal{A}_t)$). To determine whether a node should be pruned or not, the algorithm checks if the node has an affordable parent, and if so, prunes it. In Example 1, since $cost(v_7)$ ($\mathcal{A}_7 = \{A_2:TV, A_3:Internet, A_4:Washer\}$) is $1250 < B$ (and it does not have any affordable parents), v_7 is a maximal affordable node; thus the algorithm prunes the sublattice under it. For the nodes with cost more than B , the algorithm generates their children and if not already in the queue, adds them (lines 14 to 16).

Algorithm 1 is in $\Omega(\mathcal{G})$, as in some cases after checking a constant number of nodes (especially when the root itself is affordable) it prunes the rest of the lattice. Next, we discuss the drawbacks of Algorithm 1 which lead us to a general solution.

B. General GMFA Solution

Algorithm 1 conducts a BFS over the lattice of attribute combinations which make the time complexity of the algorithm dependent on the number of edges of the lattice. For every node in the lattice, Algorithm 1 may generate all of

¹⁰One could design a bottom-up algorithm that starts from v_0 and keeps ascending the lattice, in BFS manner and stop at the maximal affordable nodes. We did not include it due to its similarity to the top-down approach.

Algorithm 1 I-GMFA**Input:** Database \mathcal{D} with attributes \mathcal{A} , Budget B , and Tuple t

```
1: feasible = {}
2: maxg= 0, best=NULL
3: Enqueue( $v(\mathcal{A} \setminus \mathcal{A}_t)$ )
4: while queue is not empty do
5:    $v =$  Dequeue()
6:    $g =$  gain( $\mathcal{A}_t \cup \mathcal{A}_v, \mathcal{D}$ )
7:   if  $g \leq$  maxg or  $\exists p \in$  parents of  $v$  s.t.  $p \in$  feasible then
8:     continue
9:   end if
10:  if cost( $v$ )  $\leq B$  then
11:    feasible =feasible  $\cup \{v\}$ 
12:    maxg=  $g$ , best=  $\mathcal{A}_v$ 
13:  else
14:    for  $v_j$  in children of  $v$  do
15:      if  $v_j$  is not in queue then Enqueue( $v_j$ )
16:    end for
17:  end if
18: end while
19: return (best,maxg)
```

its children and parents. Yet for every generated child (resp. parent), the algorithm checks if the queue (resp. feasible set) contains it. Moreover, it stores the set of feasible nodes to determine the feasibility of their parents. In this section, we discuss these drawbacks in detail and propose a general approach as algorithm **G-GFMA**.

1) *The problem with multiple children generation:* Algorithm 1 generates all children of an unaffordable node. Thus, if a node has multiple unaffordable parents, Algorithm 1 will generate the children multiple times, even though they will be added to the queue once. In Figure 3, node v_9 ($\mathcal{A}_9 = \{A_1:\text{Breakfast}, A_4:\text{Washer}\}$ and $\mathcal{B}(v_9) = 1001$) will be generated twice by the unaffordable parents v_{11} and v_{13} with the bit representatives $\mathcal{B}(v_{11}) = 1011$ and $\mathcal{B}(v_{13}) = 1101$; the children will be added to the queue once, while subsequent attempts for adding them will be ignored as they are already in the queue.

A natural question is whether it is possible to design a strategy that for each level i in the lattice, (i) make sure we generate all the non-pruned children and (ii) guarantee to generate children of each node only once.

Tree construction: To address this, we adopt the one-to-all broadcast algorithm in a hypercube [4] constructing a tree that guarantees to generate each node in $\mathcal{L}_{\mathcal{A}}$ only once. As a result, since the generation of each node is unique, further checks before adding the node to the queue are not required. The algorithm works as following: Considering the bit representation of a node v_i , let $\rho(\mathcal{B}(v_i))$ be the right-most 0 in $\mathcal{B}(v_i)$. The algorithm first identifies $\rho(\mathcal{B}(v_i))$; then it complements the bits in the right side of $\rho(\mathcal{B}(v_i))$ one by one to generate the children of v_i . Figure 4 demonstrates the resulting tree for the lattice of Figure 3 for this algorithm. For example, consider the node v_3 ($\mathcal{B}(v_3) = 0011$) in the figure; $\rho(0011)$ is 2 (for attribute A_2). Thus, nodes v_1 and v_2 with

the bit representatives $\mathcal{B}(v_1) = 0001$ and $\mathcal{B}(v_2) = 0010$ are generated as its children.

As shown in Figure 4, i) the children of a node are generated once, and ii) all nodes in $\mathcal{L}_{\mathcal{A}}$ are generated; that is because every node v_i has one (and only one) parent in the tree structure, identified by flipping the bit $\rho(\mathcal{B}(v_i))$ in $\mathcal{B}(v_i)$ to one. We use $\text{parent}_T(v_i)$ to refer to the parent of the node v_i in the tree structure. For example, for v_3 in Figure 3, since $\rho(0101)$ is 3, its parent in the tree is $\text{parent}_T(v_3) = v_7$ ($\mathcal{B}(v_7) = 0111$). Also, note that in order to identify $\rho(\mathcal{B}(v_i))$ there is no need to search in $\mathcal{B}(v_i)$ to identify it. Based on the way v_i is constructed, $\rho(\mathcal{B}(v_i))$ is the bit that has been flipped by its parent to generate it.

Thus, by transforming the lattice to a tree, some of the nodes that could be generated by Algorithm 1, will not be generated in the tree. Figure 5 represents an example where the node $v(0101)$ will be generated in the lattice (Figure 5(a)) but it will be immediately pruned in the tree (Figure 5(b)). In the lattice, node $v(0101)$ will be generated by the unaffordable parent $v(1101)$, whereas in the tree, Figure 5(b), will be pruned, as $\text{parent}_T(v(0101)) = v(0111)$ is affordable. According to Definition 2, a node v_i that has at least one affordable parent is not maximal affordable. Since in these cases $\text{parent}_T(v_i)$ is affordable, there is no need to generate them. Note that we only present one step of running Algorithm 1 in the lattice and the tree. Even though node $v(0101)$ is generated (and added to the queue) in Algorithm 1, it will be pruned in the next step (lines 7 to 9 in Algorithm 1).

2) *The problem with checking all parents in the lattice:* The problem with multiple generations of children has been resolved by constructing a tree. The pruning strategy is to stop traversing a node in the lattice when a node has at least one affordable parent. In Figure 5, if for a node v_i , $\text{parent}_T(v_i)$ is affordable, v_i will not be generated. However, this does not imply that if a v_i is generated in the tree it does not have an affordable parent in the lattice. For example, consider v_8 ($\mathcal{B}(v_8) = 1000$ and $\mathcal{A}_8 = \{A_1:\text{Breakfast}\}$) in Figure 4. We enlarge that part of the tree in Figure 6. As presented in Figure 6, $\text{parent}_T(v_8) = 1001$ is unaffordable and thus v_8 is generated in the tree. However, by consulting the lattice, v_8 has the affordable parent $v_{10} = v(1010)$ ($\mathcal{A}_{14} = \{A_1:\text{Breakfast}, A_2:\text{Internet}\}$); thus v_8 is not maximal affordable.

In order to decide if an affordable node is maximal affordable, one has to check all its parents in the lattice (not the tree). If at least one of its parents in the lattice is affordable, it is not maximal affordable. Thus, even though we construct a tree to avoid generating the children multiple times, we may end up checking all edges in the lattice since we have to check the affordability of all parents of a node in the lattice. To tackle this problem we exploit the monotonicity of the cost function to construct the tree such that for a given node we only check the affordability of the node's parent in the tree (not the lattice).

In the lattice, each child has one less attribute than its parents. Thus, for a node v_i , one can simply determine the parent

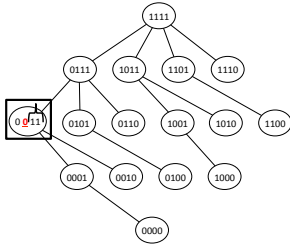


Fig. 4: Illustration of tree construction for Figure 3

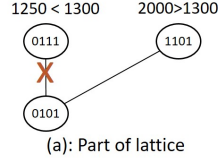


Fig. 5: An Example of pruning in Lattice v.s. Tree

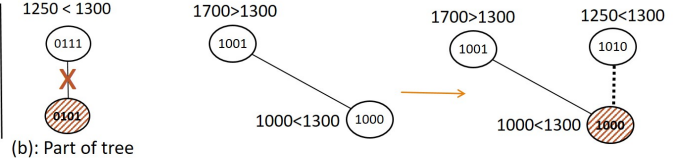


Fig. 6: Checking all parents in lattice to decide if a node is maximal affordable.

with the minimum cost (cheapest parent) by considering the cheapest attribute in \mathcal{A} that does not belong to \mathcal{A}_i . In Figure 6, the cheapest parent of $v_8 = v(1000)$ is $v_{10} = v(1010)$ because \mathcal{A}_3 :Internet is the cheapest missing attribute in \mathcal{A}_8 . The key observation is that, for a node v_i , if the parent with minimum cost is not affordable, none of the other parents is affordable; on the other hand, if the cheapest parent is affordable, there is no need to check the other parents as this node is not maximal affordable. In the same example, v_8 is not maximal affordable since its cheapest parent v_{10} has a cost less than the budget, i.e. $(1250 < 1300)$.

Consequently, one only has to identify the least cost missing attribute and check if its cost plus the cost of attributes in the combination is at most B . Identifying the missing attribute with the smallest cost is in $O(m)$. For each node v_i , $\rho(\mathcal{B}(v_i))$ is the bit that has been flipped by $\text{parent}_T(v_i)$ to generate it. For example, consider $v_1 = v(0001)$ in Figure 4; since $\rho(0001) = 3$, $\text{parent}_T(v_1) = v(0011)$. We can use this information to reorder the attributes and instantly get the cheapest missing attribute in \mathcal{A}_i . The key idea is that if we originally *order the attributes from the most expensive to the cheapest*, $\rho(\mathcal{B}(v_i))$ is the index of the cheapest attribute. Moreover, adding the cheapest missing attribute generates $\text{parent}_T(v_i)$. Therefore, if the attributes are sorted on their cost in descending order, a node with an affordable parent in the lattice will never be generated in the tree data structure. Consequently, after presorting the attributes, there is no need to check if a node in the queue has an affordable parent.

Sorting the attributes is in $O(m \log(m))$. In addition, computing the cost of a node is thus performed in constant time, using the cost of its parent in the tree. For each node v_i , $\text{cost}(v_i)$ is $\text{cost}(\text{parent}_T(v_i)) - \text{cost}[A_{\rho(\mathcal{B}(v_i))}]$. Applying all these ideas the final algorithm is in $\Omega(\max(m \log(m), \mathcal{G}))$ and $O(2^m \mathcal{G})$. Algorithm 2 presents the pseudo-code of our final approach, **G-GMFA**.

IV. GAIN FUNCTION DESIGN

As the main contribution of this paper, in § III, we proposed a general solution that works for any arbitrary monotonic gain function. We conducted our presentation for a generic gain function because the design of the gain function is application specific and depends on the available information. The application specific nature of the gain function design, motivated the consideration of the generic gain function, instead of promoting a specific function. Consequently, applying any

Algorithm 2 G-GMFA

Input: Database \mathcal{D} with attributes \mathcal{A} , Budget B , and Tuple t

- 1: $\mathcal{A}' = \mathcal{A} \setminus \mathcal{A}_t$; $m' = \text{len}(\mathcal{A}')$
- 2: sort \mathcal{A}' descendingly on cost;
- 3: $\text{maxg} = 0$
- 4: Enqueue($v(\mathcal{A}')$, -1 , $\sum_{i=0}^{m'-1} \text{cost}[\mathcal{A}'[i]]$)
- 5: **while** *queue* is not empty **do**
- 6: $(v, i, \sigma) = \text{Dequeue}()$
- 7: **if** $\sigma \leq B$ **then**
- 8: $g = \text{gain}(\mathcal{A}_t \cup \mathcal{A}_v, \mathcal{D})$
- 9: **if** $g > \text{maxg}$ **then** $\text{maxg} = g$; $\text{best} = \mathcal{A}_v$
- 10: **else**
- 11: **for** j from $(i + 1)$ to $(m' - 1)$ **do**
- 12: Enqueue($v(\mathcal{A}_v \setminus \mathcal{A}'[j])$, j , $\sigma - \text{cost}[\mathcal{A}'[j]]$)
- 13: **end for**
- 14: **end if**
- 15: **end while**
- 16: **return** (best, maxg)

monotonic gain function in Algorithm 2 is as simple as calling it in line 8.

In our work, the focus is on understanding which subsets of attributes are attractive to users. Based on the application, in addition to the dataset \mathcal{D} , some extra information (such as query logs and user ratings) may be available that help in understanding the desire for combinations of attributes and could be a basis for the design of such a function. However, such comprehensive information that reflect user preferences are not always available. Consider a third party service for assisting the service providers. Such services have a limited view of the data [3] and may only have access to the dataset tuples. An example of such third party services is AirDNA¹¹ which is built on top of AirBnB. Therefore, instead of focusing on a specific application and assuming the existence of extra information, in the rest of this section, we focus on a simple, yet compelling variant of a practical gain function that only utilizes the existing tuples in the dataset to define the notion of gain in the absence of other sources of information. We provide a general discussion of gain functions with extra information in Appendix V-B.

A. Frequent-item Based Count (FBC)

In this section, we propose a practical gain function that only utilizes the existing tuples in the dataset. It hinges on the

¹¹www.airdna.co

observations that the bulk of market participants are expected to behave rationally. Thus, goods on offer are expected to follow a basic supply and demand principle. For example, based on the case study provided in § VI-C, while many of the properties in Paris offer Breakfast, offering it is not popular in New York City. This indicates a relatively high demand for such an amenity in Paris and relatively low demand in New York City. As another example, there are many accommodations that provide washer, dryer, and iron together; providing dryer without a washer and iron is rare. This reveals a need for the combination of these attributes. Utilizing this intuition, we define a frequent node in $\mathcal{L}_{\mathcal{A}}$ as follows:

Definition 3: Frequent Node: Given a dataset \mathcal{D} , and a threshold $\tau \in (0, 1]$, a node $v_i \in V(\mathcal{L}_{\mathcal{A}})$ is frequent if and only if the number of tuples in \mathcal{D} containing the attributes \mathcal{A}_i is at least τ times n , i.e., $|Q(v_i, \mathcal{D})| \geq \tau n$.¹²

For instance, in Example 1 let τ be 0.3. In Figure 1, $v_3 = v(0011)$ is frequent because Accom. 2, Accom. 5, and Accom. 9 contain the attributes $\mathcal{A}_3 = \{A_3:\text{Internet}, A_4:\text{Washer}\}$; thus $|Q(v_3, \mathcal{D})| = 3 \geq 0.3 \times 10$. However, since $|Q(v_{11} = v(1011), \mathcal{D})|$ is $1 < 0.3 \times 10$, v_{11} is not frequent. The set of additional notation, utilized in § IV is provided in Table II.

Consider a tuple t and a set of attributes $A' \subseteq \mathcal{A} \setminus \mathcal{A}_t$ to be added to t . Let \mathcal{A}_i be $\mathcal{A}_t \cup A'$ and v_i be $v(\mathcal{A}_i)$. After adding A' to t , for any node v_j in $\mathcal{L}_{\mathcal{A}_i}$, t belongs to $Q(v_j, \mathcal{D})$. However, according to Definition 3, only the frequent nodes in $\mathcal{L}_{\mathcal{A}_i}$ are desirable. Using this intuition, Definition 4 provides a practical gain function utilizing nothing but the tuples in the dataset.

Definition 4: Frequent-item Based Count (FBC): Given a dataset \mathcal{D} , and a node $v_i \in V(\mathcal{L}_{\mathcal{A}})$, the Frequent-item Based Count (FBC) of v_i is the number of frequent nodes in $\mathcal{L}_{\mathcal{A}_i}$. Formally

$$\text{FBC}_{\tau}(\mathcal{B}(v_i), \mathcal{D}) = |\{v_j \in \mathcal{L}_{\mathcal{A}_i} \mid |Q(v_j, \mathcal{D})| \geq \tau\}| \quad (2)$$

For simplicity, throughout the paper we use $\text{FBC}(\mathcal{B}(v_i))$ to refer to $\text{FBC}_{\tau}(\mathcal{B}(v_i), \mathcal{D})$. In Example 1, consider $v_{15} = v(1111)$. In Figure 7, we have colored the frequent nodes in $\mathcal{L}_{\mathcal{A}_{15}}$. Counting the number of colored nodes in Figure 7, $\text{FBC}(1111)$ is 13.

Such a definition of a gain function has several advantages, mainly (i) it requires knowledge only of the existing tuples in the dataset (ii) it naturally captures changes in the joint demand for certain attribute combinations (iii) it is robust and adaptive to the underlying data changes. However, it is known that [10], counting the number of frequent itemsets is #P-complete. Consequently, counting the number of frequent subsets of a subset of attributes (i.e., counting the number of frequent nodes in $\mathcal{L}_{\mathcal{A}_i}$) is exponential to the size of the subset (i.e., the size of $\mathcal{L}_{\mathcal{A}_i}$). Therefore, for this gain function, even the verification version of GMFA is likely not solvable in polynomial time.

Thus, in the rest of this section, we design a practical output sensitive algorithm for computing $\text{FBC}(\mathcal{B}(v_i))$. Next, we

TABLE II: Table of additional notations for § IV

Notation	Meaning
τ	The frequency threshold
$Q(v_i, \mathcal{D})$	The set of tuples in \mathcal{D} that contain the attributes \mathcal{A}_i
$\text{FBC}(\mathcal{B}(v_i))$	The frequent-item based count of $\mathcal{B}(v_i)$
\mathcal{F}_{v_i}	The set of maximal frequent nodes in $\mathcal{L}_{\mathcal{A}_i}$
\mathcal{U}_{v_i}	The set of frequent nodes in $\mathcal{L}_{\mathcal{A}_i}$
P	The pattern P that is a string of size m
$\text{COV}(P)$	The set of nodes covered by the pattern P
$k_x(P)$	Number of X s in P
G_j	The bipartite graph of the node v_j
$\mathcal{V}(G_j)$	The set of nodes of G_j
$\mathcal{E}(G_j)$	The set of edges of G_j
$\xi_{k,l} \in \mathcal{E}(G_j)$	The edge from the node A_k to P_l in $\mathcal{E}(G_j)$
ξ_j^k	The adjacent nodes to the A_k in G_j
δ_k	The binary vector showing the nodes v_j where $A_k \in \mathcal{A}_j$
$\alpha(P_j, G_j)$	Part of \mathcal{U}_{v_i} assigned to P_j while applying Rule 1 on G_j

discuss an observation that leads to an effective computation of FBC and a negative result against such a design.

B. FBC computation – Initial Observations

Given a node v_i , to identify $\text{FBC}(\mathcal{B}(v_i))$, the baseline solution traverses the lattice under v_i , i.e., $\mathcal{L}_{\mathcal{A}_i}$ counting the number of nodes in which more than τ tuples in the dataset match the attributes corresponding to v_i . Thus, this baseline is always in $\theta(n2^{\ell(v_i)})$. An improved method to compute FBC of v_i , is to start from the bottom of the lattice $\mathcal{L}_{\mathcal{A}_i}$ and follow the well-known Apriori[1] algorithm discovering the number of frequent nodes. This algorithm utilizes the fact that any superset of an infrequent node is also infrequent. The algorithm combines pairs of frequent nodes at level k that share $k-1$ attributes, to generate the candidate nodes at level $k+1$. It then checks the frequency of candidate pairs at level $k+1$ to identify the frequent nodes of size $k+1$ and continues until no more candidates are generated. Since generating the candidate nodes at level $k+1$ contains combining the frequent nodes at level k , this algorithm is in $O(n \cdot \text{FBC}(\mathcal{B}(v_i))^2)$.

Consider a node v_i which is frequent. In this case, Apriori will generate all the $2^{\ell(v_i)}$ frequent nodes, i.e., in par with the baseline solution. One interesting observation is that if v_i itself is frequent, since all nodes in $\mathcal{L}_{\mathcal{A}_i}$ are also frequent, $\text{FBC}(\mathcal{B}(v_i))$ is $2^{\ell(v_i)}$. As a result, in such cases, FBC can be computed in constant time. In Example 1, since node v_7 with bit representative $\mathcal{B}(v_7) = 0111$ is frequent $\text{FBC}(0111) = 2^3 = 8$ ($\ell(v_7) = 3$).

This motivates us to compute the number of frequent nodes in a lattice without generating all the nodes. First we define the set of maximal frequent nodes as follows:

Definition 5: Set of Maximal Frequent Nodes: Given a node v_i , dataset \mathcal{D} , and a threshold $\tau \in (0, 1]$, the set of maximal frequent nodes is the set of frequent nodes in $V(\mathcal{L}_{\mathcal{A}_i})$ that do not have a frequent parent. Formally,

$$\mathcal{F}_{v_i}(\tau, \mathcal{D}) = \{v_j \in V(\mathcal{L}_{\mathcal{A}_i}) \mid |Q(v_j, \mathcal{D})| \geq \tau n \text{ and} \quad (3)$$

$$\forall v_k \in \text{parents}(v_j, \mathcal{L}_{\mathcal{A}_i}) : |Q(v_k, \mathcal{D})| < \tau n\}$$

In the rest of the paper, we ease the notation $\mathcal{F}_{v_i}(\tau, \mathcal{D})$ with \mathcal{F}_{v_i} . In Example 1, the set of maximal frequent nodes of v_{15} with bit representative $\mathcal{B}(v_{15}) = 1111$ is $\mathcal{F}_{v_{15}} =$

¹²For simplicity, we use $Q(v, \mathcal{D})$ to refer to $Q(\mathcal{A}(v), \mathcal{D})$.

$\{v_7, v_{10}, v_{14}\}$, where $\mathcal{B}(v_7) = 0111$, $\mathcal{B}(v_{10}) = 1001$, and $\mathcal{B}(v_{14}) = 1110$.

Unfortunately, unlike the cases where v_i itself is frequent, calculating the FBC of infrequent nodes is challenging. That is because the intersections between the frequent nodes in the sublattices of \mathcal{F}_{v_i} are not empty. Due to the space limitations, please find further details on this negative result in Appendix IV-C. Therefore, in § IV-D, we propose an algorithm that breaks the frequent nodes in the sublattices of \mathcal{F}_{v_i} into disjoint partitions.

C. A negative result on computing FBC using \mathcal{F}_{v_i}

As discussed in § IV-B, if a node v_i is frequent, all the nodes in $\mathcal{L}_{\mathcal{A}_i}$ are also frequent, $\text{FBC}(\mathcal{B}(v_i))$ is $2^{\ell(v_i)}$. Considering this, given v_i , suppose v_j is a node in the set of maximal frequent nodes of v_i (i.e., $v_j \in \mathcal{F}_{v_i}$); the FBC of any node v_k where $\mathcal{A}_k \subseteq \mathcal{A}_j$ can be simply calculated as $\text{FBC}(\mathcal{B}(v_k)) = 2^{\ell(v_k)}$. In Example 1, node v_7 with bit representative $\mathcal{B}(v_7) = 0111$ is in $\mathcal{F}_{v_{15}}$, thus $\text{FBC}(0111) = 8$; for the node $v_3 = v(0011)$ also, since $\mathcal{A}_3 = \{\mathcal{A}_3, \mathcal{A}_4\}$ is a subset of $\mathcal{A}_7 = \{\mathcal{A}_2, \mathcal{A}_3, \mathcal{A}_4\}$, $\text{FBC}(0011)$ is $2^2 = 4$ ($\ell(v_3) = 2$).

Unfortunately, this does not hold for the nodes whose attributes are a superset of a maximal frequent node; calculating the FBC of those nodes is challenging. Suppose we wish to calculate the FBC of $v_{15} = v(1111)$ in Example 1. The set of maximal frequent nodes of v_{15} is $\mathcal{F}_{v_{15}} = \{v_7, v_{10}, v_{14}\}$, where $\mathcal{B}(v_7) = 0111$, $\mathcal{B}(v_{10}) = 1001$, and $\mathcal{B}(v_{14}) = 1110$. Figure 7 presents the sublattice of each of the maximal frequent nodes in a different color. The nodes in $\mathcal{L}_{\mathcal{A}_7}$ are colored green, while the nodes in $\mathcal{L}_{\mathcal{A}_{10}}$ are orange and the nodes in $\mathcal{L}_{\mathcal{A}_{14}}$ are blue. Several nodes in $\mathcal{L}_{\mathcal{A}_{15}}$ (including v_{15} itself) are not frequent; thus $\text{FBC}(1111)$ is less than 2^4 ($\ell(v_{15}) = 4$). In fact, $\text{FBC}(1111)$ is equal to the size of the union of colored sublattices. Note that the intersection between the sublattices of the maximal frequent nodes is not empty. Thus, even though for each maximal frequent node $v_j \in \mathcal{F}_{v_i}$, the $\text{FBC}(\mathcal{B}(v_j))$ is $2^{\ell(v_j)}$, computing the $\text{FBC}(\mathcal{B}(v_i))$ is not (computationally) simple. If we simply add the FBC of all maximal frequent nodes in \mathcal{F}_{v_i} , we are overestimating $\text{FBC}(\mathcal{B}(v_i))$, because we are counting the intersecting nodes multiple times.

More formally, given an infrequent node v_i with maximal frequent nodes \mathcal{F}_{v_i} , the $\text{FBC}(\mathcal{B}(v_i))$ is equal to the size of the union of the sublattices of its maximal frequent nodes which utilizing the inclusion–exclusion principle is provided by Equation 4. In this equation, $v_j \in \mathcal{F}_{v_i}$ and $\mathcal{L}_{\mathcal{A}_j}$ is the sublattice of node v_j .

$$\begin{aligned} \text{FBC}(\mathcal{B}(v_i)) &= \left| \bigcup_{v_j \in \mathcal{F}_{v_i}} \mathcal{L}_{\mathcal{A}_j} \right| \\ &= \sum_{j=1}^{|\mathcal{F}_{v_i}|} (-1)^{j+1} \left(\sum_{\substack{\mathcal{F}' \subset \mathcal{F}_{v_i}, |\mathcal{F}'|=j \\ \forall v_k \in \mathcal{F}'}} \left| \bigcap \mathcal{A}_k \right| \right) \end{aligned} \quad (4)$$

For example, in Figure 7:

$$\begin{aligned} \text{FBC}(1111) &= \text{FBC}(0111) + \text{FBC}(1001) + \text{FBC}(1110) \\ &\quad - \text{FBC}(0110) - \text{FBC}(0001) - \text{FBC}(1000) \\ &\quad + \text{FBC}(0000) \\ &= 2^3 + 2^2 + 2^3 - 2^2 - 2^1 - 2^1 + 2^0 = 13 \end{aligned}$$

Computing FBC based on Equation 4 requires to add (or subtract) $\sum_{j=1}^{|\mathcal{F}_{v_i}|} \binom{|\mathcal{F}_{v_i}|}{j} = 2^{|\mathcal{F}_{v_i}|} - 1$ terms, thus its running time is in $\theta(2^{|\mathcal{F}_{v_i}|})$.

D. Computing FBC using \mathcal{F}_{v_i}

As elaborated in § IV-C, it is evident that for a given infrequent node v_i , the intersection between the sublattices of its maximal frequent nodes in \mathcal{F}_{v_i} is not empty. Let \mathcal{U}_{v_i} be the set of all frequent nodes in $\mathcal{L}_{\mathcal{A}_i}$ – i.e., $\mathcal{U}_{v_i} = \bigcup_{\forall v_j \in \mathcal{F}_{v_i}} V(\mathcal{L}_{\mathcal{A}_j})$.

In Example 1, the $\mathcal{U}_{v_{15}}$ is a set of all colored nodes in Figure 7.

Our goal is to *partition* \mathcal{U}_{v_i} to a collection \mathcal{S} of disjoint sets such that (i) $\bigcup_{S_i \in \mathcal{S}} (S_i) = \mathcal{U}_{v_i}$ and (ii) the intersection of the partitions is empty, i.e., $\forall S_i, S_j \in \mathcal{S}, S_i \cap S_j = \emptyset$; given such a partition, $\text{FBC}(\mathcal{B}(v_i))$ is $\sum_{S_i \in \mathcal{S}} |S_i|$. Such a partition for Example 1 is shown in Figure 8, where each color (e.g, blue) represents a set of nodes which is disjoint from the other sets designated by different colors (e.g., orange and green). In the rest of this section, we propose an algorithm for such disjoint partitioning.

Let us first define “*pattern*” P as a string of size m , where $\forall 1 \leq i \leq m: P[i] \in \{0, 1, X\}$. Specially, we refer to the pattern generated by replacing all 1s in $\mathcal{B}(v_i)$ with X as the *initial pattern* for v_i . For example, in Figure 8, there are four attributes, $P = 0XXX$ is a pattern (which is the initial pattern for v_7). The pattern $P = 0XXX$ covers all nodes whose bit representatives start with 0 (the nodes with green color in Figure 7). More formally, the coverage of a pattern P is defined as follows:

Definition 6: Given the set of attributes \mathcal{A} and a pattern P , the coverage of pattern P is¹³

$$\begin{aligned} \text{COV}(P) &= \{v_i \subseteq V(\mathcal{L}_{\mathcal{A}}) | \forall 1 \leq k \leq m \text{ if } P[k] = 1 \text{ then } A_k \in \mathcal{A}_i \\ &\quad \text{, and if } P[k] = 0 \text{ then } A_k \notin \mathcal{A}_i\} \end{aligned} \quad (5)$$

In Figure 7, all nodes with green color are in $\text{COV}(0XXX)$ and all nodes with blue color are in $\text{COV}(XXX0)$. Specifically, node v_3 with bit representative $\mathcal{B}(v_3) = 0011$ is in $\text{COV}(0XXX)$ because its first bit is 0. Note that a node may be covered by multiple patterns, e.g., node v_6 with bit representative $\mathcal{B}(v_6) = 0110$ is in $\text{COV}(0XXX)$ and $\text{COV}(XXX0)$. We refer to patterns with disjoint coverage as *disjoint patterns*. For example, $01XX$ and $11XX$ are *disjoint patterns*.

Figure 8, provides a set of disjoint patterns (also presented in the 4-th column of Figure 9) that partition $\mathcal{U}_{v_{15}}$ in Figure 7.

¹³Note that if $P[k] = X$, A_k may or may not belong to \mathcal{A}_i .

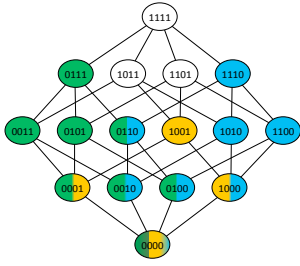


Fig. 7: Illustration of the intersection between the children of $C = \{A_1, A_2, A_4\}$

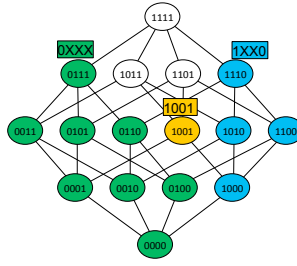


Fig. 8: Illustration of sublattice coverage by the tree

id	$v_i \in \mathcal{F}_{v_i}$	$\mathcal{B}(v_i)$	Disjoint Patterns	Count
1	v_7	0111	0XXX	2^3
2	v_{14}	1110	1XX0	2^2
3	v_9	1001	1001	2^0

Fig. 9: $\text{FBC}(1111) = 8 + 4 + 1 = 13$

The nodes in the coverage of each pattern is colored with a different color. Given a pattern P let $x_k(P)$ be the number of X s in P ; the number of nodes covered by the pattern P is $2^{k_x(P)}$. Thus given a set of disjoint patterns \mathcal{P} that partition \mathcal{U}_{v_i} , $\text{FBC}(\mathcal{B}(v_i))$ is simply $\sum_{\forall P_j \in \mathcal{P}} 2^{k_x(P_j)}$. For example, con-

sidering the set of disjoint patterns in Figure 8, the last column of Figure 9 presents the number of nodes in the coverage of each pattern P_j (i.e., $2^{k_x(P_j)}$); thus $\text{FBC}(1111)$ in this example is the summation of the numbers in the last column (i.e., 13).

In order to identify the set of disjoint patterns that partition \mathcal{U}_{v_i} , a baseline solution may need to compare every initial pattern for every node $v_j \in \mathcal{F}_{v_i}$ with all the discovered patterns P_l , to determine the set of patterns that are disjoint from P_l . As a result, because every pattern covers at least one node in $\mathcal{L}(\mathcal{A}_i)$, the baseline solution may generate up to $\text{FBC}(\mathcal{B}(v_i)) = |\mathcal{U}_{v_i}|$ patterns and (comparing all patterns together) its running time in worst case is quadratic in its output (i.e., $\text{FBC}(\mathcal{B}(v_i))^2$). As a more comprehensive example, let us introduce Example 2; we will use this example in what follows.

Example 2. Consider a case where $\mathcal{A} = \{A_1, \dots, A_{11}\}$ and we want to compute FBC for the root of $\mathcal{L}_{\mathcal{A}}$, i.e. $v_i = v(\mathcal{A})$. Let \mathcal{F}_{v_i} be $\{v_{1984}, v_{248}, v_{499}\}$ as shown in Figure 10.

id	$v_i \in \mathcal{F}_{v_i}$	$\mathcal{B}(v_i)$	Initial Patterns
1	v_{1984}	11111000000	$P_1 = XXXXX000000$
2	v_{248}	00011111000	$P_2 = 000XXXXX000$
3	v_{499}	00111110011	$P_3 = 00XXXXX00XX$

Fig. 10: \mathcal{F}_{v_i} in Example 2

In Example 2, consider the two initial patterns P_1 and P_2 , for the nodes v_{1984} and v_{248} , respectively. Note that for each initial pattern P for a node v_j , $\text{COV}(P)$ is equal to $\mathcal{L}_{\mathcal{A}_j}$. In order to partition the space in $\text{COV}(P_2) \setminus \text{COV}(P_1)$, the baseline solution generates the three patterns shown in Figure 11.

$$\begin{aligned} \text{COV}(P_2) \setminus \text{COV}(P_1) &= P_{2.1} : 000XX1XX000 \\ &, P_{2.2} : 000XX01X000 \\ &, P_{2.3} : 000XX001000 \end{aligned}$$

Fig. 11: Patterns of $\text{COV}(P_2) \setminus \text{COV}(P_1)$ in Example 2

Yet for the initial pattern P_3 (for the node v_{499}), in addition to P_1 , the baseline needs to compare it against $P_{2.1}$, $P_{2.2}$, and $P_{2.3}$ (while at each comparison a pattern may decompose to multiple patterns) to guarantee that the generated patterns are

disjoint. Thus,

it is desirable to partition \mathcal{U}_{v_i} in a way to generate only one pattern per maximal frequent node. .

Consider the disjoint patterns generated for $\text{COV}(P_2) \setminus \text{COV}(P_1)$ in Example 2. As shown in Figure 11 these patterns differ in the underlined attributes A_6 , A_7 , and A_8 . These attributes are the ones for which $P_2[k] = X$ and $P_1[k] = 0$ (column 3 in Figure 10). Clearly, if all these attributes are zero, then they will be in $\text{COV}(P_1)$. Thus, if we mark these attributes and enforce that at least one of these attributes should be 1, there is no need to generate three patterns.

To do so, for each maximal frequent node $v_{j'} = \mathcal{F}_{v_i}[j]$ with initial pattern P_j , we create a *bipartite graph* $G_j(\mathcal{V}, \mathcal{E})$ as follows:

- 1) For each attribute A_k that belongs to $\mathcal{A}_{j'}$, we add a node A_k in one part (top level) of G_j ; i.e., $\forall A_k \in \mathcal{A}_{j'} : A_k \in \mathcal{V}(G_j)$.
- 2) For each $1 \leq l < j$, we add the node P_l (the pattern for the node $v_{l'} = \mathcal{F}_{v_i}[l]$) in the other part (bottom level) of G_j , i.e., $\forall l \in [1, j) : P_l \in \mathcal{V}(G_j)$.
- 3) For each $1 \leq l < j$ and each attribute A_k in $\mathcal{A}_{j'}$ that A_k does not belong to $\mathcal{A}_{l'}$, i.e. $P_l[k] = 0$, we add the edge $\xi_{k,l}$ from A_k to P_l in G_j ; i.e., $\forall l \in [1, j), A_k \in \mathcal{A}_{j'}$ where $P_l[k] = 0 : \xi_{k,l} \in \mathcal{E}(G_j)$.

Figure 12 show the bipartite graphs G_1 , G_2 and G_3 for the maximal frequent nodes v_{1984} , v_{248} and v_{499} of Example 2. As shown in Figures 12(a) the bipartite graphs G_1 for P_1 has only the attribute nodes A_1, A_2, A_3, A_4 , and A_5 which belong to \mathcal{A}_{1984} at the top level and the other part is empty because there is no pattern before P_1 . The nodes at the top level of G_2 (Figures 12(b)) are the attributes that belong to \mathcal{A}_{248} and the bottom level has only one node P_1 which is the pattern of v_{1984} . Since A_6, A_7 , and A_8 belong to v_{248} but do not belong to v_{1984} (i.e., $P_1[6] = P_1[7] = P_1[8] = 0$), there is an edge between these nodes and P_1 . Similarly, the nodes at the top level of G_3 , Figures 12(c), are the attributes that belong to \mathcal{A}_{499} ; however, the bottom level has two nodes P_1 and P_2 , patterns for v_{1984} and v_{248} , respectively. Since A_6, A_7, A_{10} , and A_{11} belong to \mathcal{A}_{499} but not to \mathcal{A}_{1984} (i.e., $P_1[6] = P_1[7] = P_1[10] = P_1[11] = 0$), there is an edge between those attributes and P_1 . Likewise, A_3, A_{10} , and A_{11} belong to \mathcal{A}_{499} but do not belong to \mathcal{A}_{248} (i.e., $P_2[3] = P_2[10] = P_2[11] = 0$), there is an edge between those attributes and P_2 .

Our goal is to assign every frequent node in \mathcal{U}_{v_i} to one and only one partition. We first devise a rule that given

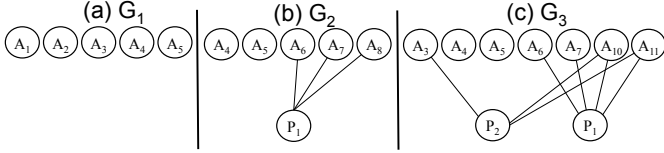


Fig. 12: (a) G_1 for $v_{1984} = \mathcal{F}_{v_i}[1]$ with pattern P_1 , (b) G_2 for $v_{248} = \mathcal{F}_{v_i}[2]$ with pattern P_2 , (c) G_3 for $v_{499} = \mathcal{F}_{v_i}[3]$ with pattern P_3 .

an initial pattern P_j and its corresponding bipartite graph G_j allows us to decide if a given frequent node v'_l should belong to a partition with P_j as its representative or not, i.e., $v'_l \in \alpha(P_j, G_j)$. Next, we prove in Theorem 3 that this rule enables us to assign every frequent node to one and only one pattern P_j .

Rule 1: Given a pattern P_j , its bipartite graph G_j , and a node $v_l \in COV(P_j)$, node v_l will be assigned to the partition corresponding to P_j , i.e., $v_l \in \alpha(P_j, G_j)$, iff for every P_r in the bottom level of $\mathcal{V}(G_j)$, there is at least one attribute $A_k \in \mathcal{A}_l$ in bottom level of $\mathcal{V}(G_j)$ where the edge $\xi_{k,r}$ belongs to $\mathcal{E}(G_j)$.

In Example 2, consider the pattern $P_3 = 00XXXXX00XX$ and its corresponding bipartite graph G_3 in Figure 12(c). Clearly, $v_1 = 00010110000$ and $v_2 = 00100110000$ are frequent nodes because both are in $COV(P_3)$. However based on rule 1, using the bipartite graph G_3 , we do not assign v_1 to the partition corresponding to P_3 . In Figure 13, attributes belonging to v_1 are colored. One can observe that, none of the attributes connected to P_2 are colored. Thus, node v_1 should not be in P_3 . On the other hand, in Figure 14, there is at least one attribute connected to P_1 and P_2 , which are colored, i.e., node $v_2 = 00100110000$ is assigned to P_3 .

Theorem 3: Given all initial patterns $\{P_j\}$ for each maximal frequent node $v_{j'} = \mathcal{F}_{v_i}[j]$ and the corresponding bipartite graph G_j for every P_j , rule 1 guarantees that each frequent node v_r will be assigned to one and only one pattern P_j .

Proof: Consider a frequent node $v_r \in \mathcal{U}_{v_i}$.

First, since $\mathcal{U}_{v_i} = \bigcup_{v_{j'} \in \mathcal{F}_{v_i}} \mathcal{L}_{A_j}$, there exists at least one node $v_{j'} = \mathcal{F}_{v_i}[j]$ such that $v_r \in COV(P_j)$. Let $v_{j'} = \mathcal{F}_{v_i}[j]$ be the first nodes in \mathcal{F}_{v_i} where $v_r \in COV(P_j)$, i.e., $\forall v_{l'} = \mathcal{F}_{v_i}[l]$ where $l < j$, $v_r \notin COV(P_l)$. Here we show that v_r is assigned to P_j . Consider any node $v_{l'} = \mathcal{F}_{v_i}[l]$ where $l < j$. Since, $v_r \in COV(P_j)$, for each attribute $A_k \in \mathcal{A}_r$, A_k belongs to $\mathcal{A}_{j'}$, i.e., $P_j[k] = X$. On the other hand, since $v_r \notin COV(P_l)$, there exists an attribute $A_k \in \mathcal{A}_k$ where A_k does not belong to \mathcal{A}_l , i.e., $P_l[k] = 0$. Thus, for each initial pattern P_l where $l < j$, there exists an edge $\xi_{k,l} \in \mathcal{E}(G_j)$ where $A_k \in \mathcal{A}_r$, and consequently v_r is assigned to P_j .

The only remaining part of the proof is to show that v_r is assigned to only one pattern P_j . Clearly v_r is not assigned to any pattern P_l where $v_r \notin COV(P_l)$. Again, let $v_{j'} = \mathcal{F}_{v_i}[j]$ be the first nodes in \mathcal{F}_{v_i} where $v_r \in COV(P_j)$. Since, $v_r \in COV(P_j)$, $\nexists A_k \in \mathcal{A}_r$ where $P_j[k] = 0$. Thus for a node (if any) $v_{l'} = \mathcal{F}_{v_i}[l]$ where $l > j$ and $v_r \in COV(P_l)$, there is no attribute $A_k \in \mathcal{A}_r$ where $P_l[k] = X$ and $P_j[k] = 0$. Thus, for

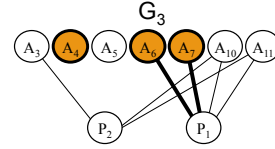


Fig. 13: $v_1 = 00010110000$ will not be assigned to P_3 , $v_1 \notin \alpha(P_3, G_3)$.

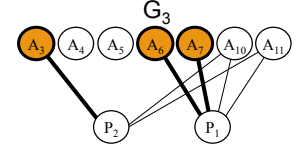


Fig. 14: $v_2 = 00100110000$ will be assigned to P_3 , $v_2 \in \alpha(P_3, G_3)$.

any such pattern P_l , the assignment v_r to P_l violates Rule 1 (v_r is not assigned to P_l). ■

In the following, we first show how to efficiently generate the patterns and their corresponding bipartite graphs; then we explain how to use these bipartite graphs to calculate FBC.

E. Efficient generation of bipartite graphs

Our objective here is to construct the patterns and corresponding bipartite graphs for each node $v_{j'} = \mathcal{F}_{v_i}[j]$. The direct construction of the bipartite graphs is straight forward: $\forall 1 \leq l \leq j-1$ let $v_{j'}$ be $\mathcal{F}_{v_i}[j]$ and $v_{l'}$ be $\mathcal{F}_{v_i}[l]$; $\forall k$ where $A_k \in \mathcal{A}_{j'}$ and $A_k \notin \mathcal{A}_{l'}$, add P_l to ξ_j^k . This method however is in $O(m|\mathcal{F}_{v_i}|^2)$. Instead, we propose the following algorithm that is linear to $|\mathcal{F}_{v_i}|$. The key idea is to construct the graph, in an attribute-wise manner.

For every attribute $A_k \in \mathcal{A}_{j'}$, we maintain a list (ξ_j^k) for all $v_{j'} = \mathcal{F}_{v_i}[j]$ in order to store (the edges of) G_j ; for each edge $\xi_{k,l}$ from A_k to P_l in G_j , we add the index of P_l to the corresponding list of A_k . ξ_j^k represents the adjacent nodes to A_k in bipartite graph G_j . For example, in Figure 12(c), which is the corresponding bipartite graph for P_3 ($j = 3$ and $k \in \{3, 4, 5, 6, 7, 10, 11\}$), $\xi_3^3 = \{P_2\}$, $\xi_3^6 = \{P_1\}$, $\xi_3^7 = \{P_1\}$, $\xi_3^{10} = \{P_1, P_2\}$, and $\xi_3^{11} = \{P_1, P_2\}$, while ξ_3^4 and ξ_3^5 are empty sets.

For each attribute A_k , let us define the inverse index δ_k as a binary vector of size $|\mathcal{F}_{v_i}|$; for every node $v_{j'} = \mathcal{F}_{v_i}[j]$ if $A_k \in \mathcal{A}_{j'}$ then $\delta_k[j]$ is 1 and 0 otherwise. In Example 2, for attribute A_3 , $\delta_6 = [1, 0, 1]$ because $A_3 \in \mathcal{A}_{1984}$ ($v_{1984} = \mathcal{F}_{v_i}[1]$) and $A_6 \in \mathcal{A}_{499}$ ($v_{499} = \mathcal{F}_{v_i}[3]$) but $A_3 \notin \mathcal{A}_{248}$ ($v_{248} = \mathcal{F}_{v_i}[2]$). Similarly, for attribute A_6 , $\delta_6 = [0, 1, 1]$ because $A_6 \notin \mathcal{A}_{1984}$ but $A_6 \in \mathcal{A}_{248}$ and $A_6 \in \mathcal{A}_{499}$. One observation is that for an index $j_1 < j_2$ where $\delta_k[j_1] = 1$ and $\delta_k[j_2] = 1$, $\xi_{j_2}^k$ is the subset of $\xi_{j_1}^k$. $\xi_{j_1}^k$ is the set of indices P_l for $1 \leq l < j_1$ where $A_k \notin \mathcal{A}_{l'}$ where $v_{l'} = \mathcal{F}_{v_i}[l]$. Since $j_1 < j_2$, if $P_l \in \xi_{j_1}^k$ then $P_l \in \xi_{j_2}^k$. Specifically, considering two indices $j_1 < j_2$ where $\delta_k[j_1] = 1$, $\delta_k[j_2] = 1$, and $\forall j_1 < l < j_2$ $\delta_j[l] = 0$:

$$\xi_{j_2}^k = \xi_{j_1}^k \cup \{P_l | j_1 < l < j_2\}$$

In Example 2, for attribute A_3 where $\delta_3 = [1, 0, 1]$, $\xi_1^3 = \emptyset$ (in G_1 the bottom level is empty), $\xi_2^3 = \{P_2\}$ (adjacent nodes of A_3 in Figure 12(c)). We observe that $\xi_1^3 \subseteq \xi_2^3$. For attribute A_6 where $\delta_6 = [0, 1, 1]$, $\xi_2^6 = \{P_1\}$ (adjacent nodes of A_6 in Figure 12(b)), $\xi_3^6 = \{P_1\}$ (adjacent nodes of A_6 in Figure 12(c)) and $\xi_2^6 \subseteq \xi_3^6$. For example, for a node v_i , suppose $\mathcal{F}_{v_i} = \{v_{i_1}, v_{i_2}, \dots, v_{i_8}\}$. For an attribute A_k , let δ_k be $[0, 0, 1, 0, 0, 1, 1, 0]$; in this example, A_k only belongs \mathcal{A}_{i_3} , \mathcal{A}_{i_6} , and \mathcal{A}_{i_7} . Since A_k does not belong to \mathcal{A}_{i_1} and \mathcal{A}_{i_2} ,

$\xi_k^3 = \{P_1, P_2\}$. In fact, $\delta_k[1]$, and $\delta_k[2]$ are the zeros before $\delta_k[3] = 1$. Similarly, $\xi_k^6 = \{P_1, P_2, P_4, P_5\}$ ($\delta_k[1], \delta_k[2], \delta_k[4]$, and $\delta_k[5]$ are the zeros before the $\delta_k[6] = 1$). Also, $\xi_k^3 \subset \xi_k^6$ and more precisely $\xi_k^6 = \xi_k^3 \cup \{P_4, P_5\}$.

We use this observation to design Algorithm 3 to generate the corresponding patterns and bipartite graphs that partition \mathcal{U}_{v_i} . After transforming each node $v_{j'} = \mathcal{F}_{v_i}[j]$ to P_j (by changing 1's in $\mathcal{B}(v_{j'})$ to X) and generating δ_k (lines 3-7), for every attribute A_k the algorithm iterates over δ_k and gradually constructs the bipartite graphs. Specifically, for every attribute A_k , it iterates over the inverse index δ_k ; if $\delta_k[j] = 0$, then it adds P_j to the temporary set (temp) and if $\delta_k[j] = 1$, it adds temp to ξ_j^k (lines 10-17). In this way the algorithm conducts only one pass over δ_k (with size $|\mathcal{F}_{v_i}|$) for each attribute A_k . Thus, the computational complexity of Algorithm 3 is in $O(m|\mathcal{F}_{v_i}|)$.

Algorithm 3 ConstructBipartiteGraphs

Input: node v_i and maximal frequent nodes \mathcal{F}_{v_i}

```

1:  $P = []$ ,  $\xi = [[]]$ 
2: for  $j = 1$  to  $|\mathcal{F}_{v_i}|$  do
3:    $v_{j'} = \mathcal{F}_{v_i}[j]$ 
4:   for  $k = 1$  to  $|\mathcal{A}_i|$  do
5:      $P_j[k] = X$  if  $A_k \in \mathcal{A}_{j'}$  otherwise 0
6:      $\delta_k[j] = 1$  if  $A_k \in \mathcal{A}_{j'}$  otherwise 0
7:   end for
8:    $P[j] = P_j$  //Add  $P_j$  to the patterns
9: end for
10: for  $k = 1$  to  $\leq |\mathcal{A}_i|$  do
11:   temp = {}
12:   for  $j = 1$  to  $|\mathcal{F}_{v_i}|$  do
13:     if  $\delta_k[j] = 0$  then add  $P_j$  to temp
14:     else  $\xi_j^k = \text{temp}$ 
15:        $\xi[j].\text{append}(\xi_j^k)$ 
16:     end for
17: end for
18: return  $(P, \xi)$ 

```

F. Counting

So far, we partitioned \mathcal{U}_{v_i} , generating the patterns and their corresponding bipartite graphs, while enforcing Rule 1. Still, we need to identify the number of nodes assigned to each pattern P_j , while enforcing Rule 1 (i.e., determine $|\alpha(P_j, G_j)|$) in order to calculate the FBC. As previously discussed, the number of nodes in $|\text{COV}(P_j)|$ is $2^{k_x(P_j)}$, where $k_x(P_j)$ is the number of X 's in P_j . However, enforcing Rule 1, the number of nodes assigned to partition P_j , $|\alpha(P_j, G_j)|$, is less than $|\text{COV}(P_j)|$.

Since Rule 1 partitions \mathcal{U}_{v_i} to disjoint sets of $\alpha(P_j, G_j)$, $\forall v_j \in \mathcal{F}_{v_i}$, $\text{FBC}(\mathcal{B}(v_i))$ can be calculated by summing the number of nodes assigned to each pattern P_j ; i.e.,

$$\text{FBC}(\mathcal{B}(v_i)) = \sum_{v_j \in \mathcal{F}_{v_i}} |\alpha(P_j, G_j)| \quad (6)$$

Thus, in Example 2, using the bipartite graphs in Figure 12 we can calculate $\text{FBC}(\mathcal{B}(v_i))$ as $|\alpha(P_1, G_1)| + |\alpha(P_2, G_2)| +$

$|\alpha(P_3, G_3)|$.

We propose the recursive Algorithm 4 to calculate $|\alpha(P_j, G_j)|$. The algorithm keeps simplifying G_j removing the edges (as well as the edges in the bottom part that are not connected to any nodes), until it reaches a simple (boundary) case with no edges in the graph such that $|\alpha(P_j, G_j)|$ can be computed directly. For example the bipartite graph G_1 for pattern P_1 in Figure 12(a) has no edges thus Algorithm 4 returns $|\alpha(P_1, G_1)| = 2^5 = 32$. Figure 12(b) presents a more complex example (G_2) in which there is one node in the bottom part of the graph having three edges. In this example, out of the 2^3 combinations of the three attributes connected to P_1 , one (where all of them are 0) violates Rule 1. As a result, $|\alpha(P_1, G_1)|$ is $2^3 - 1$ times the number of valid combinations of the rest of the attributes (i.e., A_4 and A_5). Thus, $|\alpha(P_1, G_1)| = (2^3 - 1) \times 2^2 = 28$. In more general cases, each attribute node in the upper part may be connected to several nodes in the bottom part. In these cases, in order to simplify G_j faster, the algorithm considers a set S of attributes connected to the same set of nodes, while maximizing the number of nodes that are connected to S . In Figure 12(c) (showing G_3) attributes A_{10} and A_{11} are connected to both P_1 and P_2 , i.e., $|\xi_3^{10}|$ and $|\xi_3^{11}|$ are $|\{P_1, P_2\}| = 2$ while for other nodes it is less than 2. If at least one of the attributes in S is not 0, for any node P_l connected to S , all the edges that are connected to P_l can be removed from $\mathcal{E}(G_j)$. In Figure 12(c), if either of A_{10} or A_{11} is not 0, all the edges connected to P_1 and P_2 can be removed. The number of such combinations is $2^{|S|} - 1$. Thus, the algorithm conducts the updates in G_j , recursively counting the number of remaining combinations, multiplying the result with $2^{|S|} - 1$. The remaining case is when all the attributes in S are 0. This case is only allowed if for all P_l connected to S , there exists an index $q' \notin S$ where $P_l \in \xi_j^{q'}$. In this case, for each P_l connected to S , one of the attributes $A_{q'}$ where $q' \notin S$ should be non-zero in accordance to Rule 1. Thus, $\forall q \in S$, the algorithm sets $P_j[q]$ to zero and recursively computes the number of such nodes in $\alpha(P_j, G_j)$. Following Algorithm 4 to calculate the $|\alpha(P_3, G_3)|$ in Figure 12, we have $(2^2 - 1)2^5 + (2^2 - 1)(2^1 - 1)2^2 = 96$.

Utilizing Algorithms 3 and 4, Algorithm 5 presents our final algorithm to compute $\text{FBC}(\mathcal{B}(v_i))$. In Example 2, Algorithm 5 returns $\text{FBC}(\mathcal{B}(v_i))$ as $|\alpha(P_1, G_1)| + |\alpha(P_2, G_2)| + |\alpha(P_3, G_3)| = 32 + 28 + 96 = 156$.

Theorem 4: The time complexity of Algorithm 5 is $O((m + |\mathcal{F}_{v_i}|) \times \min(\text{FBC}(\mathcal{B}(v_i)), |\mathcal{F}_{v_i}|^2))$.

Proof: According to § IV-E, line 2 is in $O(m|\mathcal{F}_{v_i}|)$. This is because Algorithm 3 conducts only one pass per attribute A_k over δ_k (with size $|\mathcal{F}_{v_i}|$) and amortizes the graph construction cost. Lines 3 to 6 of Algorithm 5 call the recursive Algorithm 4 to count the total number of nodes assigned to the patterns. For each initial pattern P_j and its bipartite graph G_j there exists at least one frequent node v_r where v_r is *only* in $\text{COV}(P_j)$ (i.e., for any other initial pattern P_l , v_r does not belong to $\text{COV}(P_l)$), otherwise the node $v_{j'} = \mathcal{F}_{v_i}[j]$ is not maximal frequent. Moreover, at every recursion of Algorithm 4, at least one node that is assigned to P_j is counted; that can be observed

Algorithm 4 CountPatterns

Input: Node v_i , pattern P_j , and edges ξ_j of the bipartite graph G_j

Output: $|\alpha(P_j, G_j)|$

- 1: **if** $|\xi_j| = 0$ **then return** $2^{k_x(P_j)}$ // $k_x(P_j)$ is the number X 's in P_j
- 2: $q_{max} = \operatorname{argmax}_{1 \leq q \leq |\mathcal{A}_i|} (|\xi_j^q|)$
- 3: $S = \{q | \xi_j^q = \xi_j^{q_{max}}\}$
- 4: $\xi = \text{remove } S \text{ from } \xi_j; P = P_j$
- 5: **for all** $q \in S$ **do** $P[q] = 0$
- 6: **if** $\forall P_l \in \xi_j^{q_{max}} : \exists q' \notin S \text{ where } P_l \in \xi_j^{q'}$ **then**
- 7: count = **CountPatterns**(v_i, P, E)
- 8: **else**
- 9: count = 0
- 10: **end if**
- 11: remove all the instances of $P_l \in \xi_j^{q_{max}}$ from ξ
- 12: **return** count + $(2^{|S|} - 1) \times \text{CountPatterns}(v_i, P, E)$

Algorithm 5 FBC

Input: Node v_i and maximal frequent nodes \mathcal{F}_{v_i}

- 1: sort \mathcal{F}_{v_i} descendingly based on $\ell(v_i)$
- 2: $P, \xi = \text{ConstructBipartiteGraphs}(v_i, \mathcal{F}_{v_i})$
- 3: count = 0
- 4: **for** $j = 1$ to $|\mathcal{F}_{v_i}|$ **do**
- 5: count = count + **CountPatterns**($v_i, P[j], \xi[j]$)
- 6: **end for**
- 7: **return** count

from lines 1 and 11 in Algorithm 4. Thus, Algorithm 4 is at most $\text{FBC}(v_i)$ times is called during the recursions. On the other hand, at each recursion of Algorithm 4, at least one of the nodes P_l in $\mathcal{V}(G_j)$ is removed. As a result, for each initial pattern P_j , the algorithm is called at most $|\mathcal{F}_{v_i}|$ times; this provides another upper bound on the number of calls that Algorithm 4 is called during the recursion as $|\mathcal{F}_{v_i}|^2$. At every recursion of the algorithm, finding the set of attributes with maximum number of edges is in $O(m)$. Also updating the edges and nodes of G_j is in $O(m + |\mathcal{F}_{v_i}|)$. Therefore, the worst-case complexity of Algorithm 5 is $O((m + |\mathcal{F}_{v_i}|) \times \min(\text{FBC}(\mathcal{B}(v_i)), |\mathcal{F}_{v_i}|^2))$. ■

V. DISCUSSIONS

A. Generalization to ordinal attributes

The algorithms proposed in this paper are built around the notion of a lattice of attribute combinations; extending this notion to ordinal attributes is key. Let $\text{Dom}(A_k)$ be the cardinality of an attribute A_k . We define the vector representative ν_i for every attribute-value combination C_i as the vector of size m , where $\forall 1 \leq k \leq m, \nu_i[k] \in \text{Dom}(A_k)$ is the value of the attribute A_k in C_i . ν_i dominates $\nu_j \neq \nu_i$, iff $\forall A_k \in \mathcal{A}, \nu_j[k] \leq \nu_i[k]$.

Generalizing from binary attributes to ordinal attributes, the DAG (directed acyclic graph) of attribute-value combinations is defined as follows: Given the vector representative ν_i , the DAG of ν_i is defined as $\mathcal{D}_{\nu_i} = (V, E)$, where $V(\mathcal{D}_{\nu_i})$,

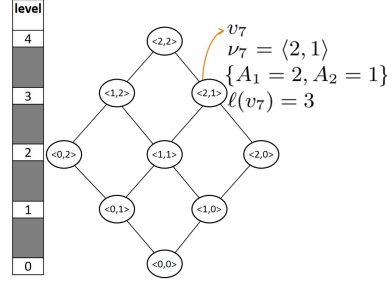
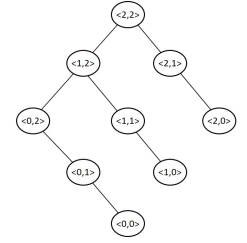
Fig. 15: Illustration of \mathcal{D}_{ν_8} 

Fig. 16: Tree construction for Figure 15

corresponds to the set of all vector representatives dominated by ν_i ; thus for all ν_j dominated by ν_i , there exists a one to one mapping between each $\nu_j \in V(\mathcal{D}_{\nu_i})$ and each ν_j . Let maxD be $\max_{k=1}^m (\text{Dom}(A_k))$. For consistency, for each node ν_j in $V(\mathcal{D}_{\nu_i})$, the index j is the decimal value of the ν_j , in base- maxD numeral system. Each node $\nu_j \in V(\mathcal{D}_{\nu_i})$ is connected to all nodes $\nu_l \in V(\mathcal{D}_{\nu_i})$ as its parents (resp. children), for $m - 1$ attributes $A_{k'}$, $\nu_j[k'] = \nu_l[k']$ and for the remaining attribute A_k , $\nu_l[k] = \nu_j[k] + 1$ (resp. $\nu_l[k] = \nu_j[k] - 1$). The level of each node $\nu_j \in V(\mathcal{D}_{\nu_i})$ is the sum of its attribute values, i.e., $\ell(\nu_j) = \sum_{k=1}^m \nu_j[k]$. In addition, every node ν_j is associated with a cost defined as $\text{cost}(\nu_j) = \sum_{k=1}^m \text{cost}(A_k, \nu_j[k])$.

As an example let \mathcal{A} be $\{A_1, A_2\}$ with domains $\text{Dom}(A_1)=3$ and $\text{Dom}(A_2)=3$. Consider the vector representative $\nu_8 = \langle 2, 2 \rangle$; Figure 15 shows \mathcal{D}_{ν_8} . In this example node ν_7 is highlighted; the vector of ν_7 , $\nu_7 = \langle 2, 1 \rangle$, represents the attribute-value combination $\{A_1 = 2, A_2 = 1\}$, and $\ell(\nu_7) = 3$.

The definition of maximal affordable nodes in the DAG is the same as Definition 2, i.e., the nodes that are affordable and none of their parents are affordable are maximal affordable. The goal of the general solution, as explained in § III, is to efficiently identify the set of maximal affordable nodes. Using the following transformation of the DAG to a tree data structure, **G-GMFA** is generalized for ordinal attributes: for each node ν_i , the parent ν_j with the minimum index j among its parents is responsible for generating it. Figure 16 presents the tree transformation for \mathcal{D}_{ν_8} in Figure 15. Also pre-ordering the attributes removes the need to check if a generated node has an affordable parent and the nodes that have an affordable parent never get generated.

Similarly, \mathcal{F}_{v_i} is defined as the set of frequent nodes $\nu_j \in \mathcal{D}_{\nu_i}$ that do not have any frequent parents; having the set of maximal frequent nodes \mathcal{F}_{v_i} , for each node $\nu_j \in \mathcal{F}_{v_i}$, we define the bipartite graph similar to § IV; the only difference is that for each edge $\xi_{k,l}$ in $\mathcal{E}(G_j)$ we also maintain a value $w_{k,l}$ that presents the maximum value until which A_k can freely reduce, without considering the values of other nodes connected to P_l . Similarly, the size of \mathcal{U}_{v_i} is computed iteratively by reducing the size of G_j .

B. Gain function design with additional information

In § III, we proposed an efficient general framework that works for any arbitrary monotonic gain function. We demonstrate that numerous application specific gain functions can be

modeled using the proposed framework. In § IV, we studied FBC, as a gain function applicable in cases such as third party services that may only have access to dataset tuples. However, the availability of other information such as user preferences enables an understanding of demand towards attribute combinations. For example, the higher the number of queries requesting an attribute combination that is underrepresented in existing competitive rentals in the market or the higher ratings for properties with a specific attribute combination, the higher the potential gain. In the following, we discuss a few examples of gain functions based on the availability of extra information and the way those can be modeled in our framework.

Existence of the users’ feedback: User feedback provided in forms such as online reviews, user-specified tags, and ratings are direct ways of understanding user preference. For simplicity, let us assume user feedback for each tuple is provided as a number showing how desirable the tuple is. Consider the n by m matrix D in which the rows are the tuples and the columns are the attribute, as well as the 1 by n vector R that shows the user feedback for each tuple. Multiplication of R and D as $R' = R \times A$ generate a feedback vector for the attributes. Then, the gain for the attribute combination $\mathcal{A}_i \subseteq \mathcal{A}$ is calculated as:

$$\text{gain}(\mathcal{A}_i) = \sum_{\forall \mathcal{A}_j \in \mathcal{A}_i} R'[j] \quad (7)$$

This can simply be applied into the framework by using Equation 7 in line 8 of Algorithm 2 in order to compute $\text{gain}(\mathcal{A}_t \cup \mathcal{A}_v)$.

Existence of query logs: Query logs (workloads) are popular for capturing the user demand [13]. A way to design the gain function using a query log is to count the number of queries that return a tuple with that attribute combination. This way of utilizing the workload, however, does not consider the availability of other information such as existing tuples in the database. Especially the tuples in the database contain the *supply* information, which is missing from the workload as defined above. This necessitates a practical gain function based on the combination of demand and supply, captured by the workload and by the dataset tuples, accordingly. Therefore, besides more complex ways of modeling it, the gain of a combination \mathcal{A}_i can be considered as the portion of queries in the workload that are the subset of the combination (demand) divided by the portion of tuples in \mathcal{D} that are the superset of it (supply). Formally:

$$\text{gain}(\mathcal{A}_i) = \frac{n \times |\{q \in \mathcal{W} | q \subseteq \mathcal{A}_i\}|}{|\mathcal{W}| \times |\text{Query}(\mathcal{A}_i, \mathcal{D})|} \quad (8)$$

Now, at line 8 of Algorithm 2, $\text{gain}(\mathcal{A}_t \cup \mathcal{A}_v)$ is computed using Equation 8.

VI. EXPERIMENTAL EVALUATION

We now turn our attention to the experimental evaluation of the proposed algorithms. In this section, after providing the experimental setup in § VI-A, we evaluate the performance of our proposed algorithms over the real data collected from

AirBnB in § VI-B. We also provide a case study in § VI-C to illustrate the practicality of the approaches. Both experimental results and case study shows the efficiency and practicality our algorithms.

A. Experimental Setup

Hardware and Platform: All the experiments were performed on a Core-I7 machine running Ubuntu 14.04 with 8 GB of RAM. The algorithms described in § III and § IV were implemented in Python.

Dataset: The experiments were conducted over real-world data collected from *AirBnB*, a travel peer to peer marketplace. We collected the information of approximately 2 million *real* properties around the world, shared on this website. AirBnB has a total number of 41 attributes for each property. Among all the attributes, 36 of them are boolean attributes, such as TV, Internet, Washer, and Dryer, while 5 are ordinal attributes, such as *Number of Bedrooms* and *Number of Beds*. We identified 26 (boolean) flexible attributes and for practical purposes we estimated their costs for a one year period. Notice that these costs are provided purely to facilitate the experiments; other values could be chosen and would not affect the relative performance and conclusions in what follows. In our estimate for attribute *cost*[], one attribute (*Safety card*) is less than \$10, nine attributes (eg. *Iron*) are between \$10 and \$100, fourteen (eg. *TV*) are between \$100 and \$1000, and two (eg. *Pool*) are more than \$1000.

Algorithms Evaluated: We evaluated the performance of the three algorithms introduced namely: **B-GMFA** (Baseline GMFA), **I-GMFA** (Improved GMFA) and **G-GMFA** (General GMFA). According to § III, **B-GMFA** does not consider pruning the sublattices of the maximal affordable nodes and examines all the nodes in $\mathcal{L}_{\mathcal{A}}$. In addition, for § IV, the performance of algorithms **A-FBC** (Apriori-FBC) and **FBC** is evaluated.

Performance Measures: Since the proposed algorithms identify the optimal solution, we focus our evaluations on the *execution time*. Assessing gain is conducted during the execution of GMFA algorithms; thus when comparing the performances of § III algorithms, we separate the computation time to assess gain, from the total time. Similarly, when evaluating the algorithm in § IV, we evaluate instances of **G-GMFA** applying each of the three FBC algorithms to assess gain and only consider the time required to run each FBC algorithm and compute the gain. Algorithm 5 (**FBC**) accept the set of maximal frequent nodes (\mathcal{F}_{v_i}) as input. The set of maximal frequent nodes is computed once¹⁴ and utilized across all the queries. For fairness, we consider the time to compute \mathcal{F}_{v_i} as part of the gain function computation time.

Default Values: While varying one of the variables in each experiment, we use the following default values for the other

¹⁴Please note that $\forall v_i \in \mathcal{L}_{\mathcal{A}}$, \mathcal{F}_{v_i} can be computed directly from \mathcal{F} by projecting \mathcal{F} on v_i and removing the dominated nodes from the projection.

ones. n (number of tuples): 200,000; m (number of attributes): 15; B (budget): \$2000; τ (frequency threshold): 0.1; $\mathcal{A}_t = \{\}$.

B. Experimental Results

Figure 17: Impact of varying m on GMFA algorithms.

We first study the impact of the number of attributes (m) on the performance § III algorithms where the GMFA problem is considered over the general class of monotonic gain functions. Thus, the choice of the gain function will not affect the performance of GMFA algorithms. In this (and next) experiment we only consider the running time for the GMFA algorithms by deducting the gain function computation from the total time. Figure 17 presents the results for varying m from 5 to 25 while keeping the other variables to their default values. The size of $\mathcal{L}_{\mathcal{A}}$ exponentially depends on the number of attributes (m). Thus, traversing the complete lattice, **B-GMFA** did not extend beyond 15 attributes (requiring more than 10,000 seconds to terminate). Utilizing the monotonicity of the gain function and pruning the nodes that are not maximal affordable, **I-GMFA** could extend up to 20 attributes. Still it requires 1566 sec for **I-GMFA** to finish with 20 attributes and failed to extend to 25 attributes. Despite the exponential growth of $\mathcal{L}_{\mathcal{A}}$, transforming the lattice to a tree structure, reordering the attributes, and amortizing the computation costs over the nodes of the lattice, **G-GMFA** performed well for all the settings requiring 116 seconds to finish for 25 attributes.

Figure 18: Impact of varying B on GMFA algorithms.

In this experiment, we vary the budget from \$1000 up to \$3000 while setting other variables to their default values. Figure 18 presents the result of this experiment. Since **B-GMFA** traverses the complete lattice and its performance does not depend on B , the algorithm does not perform well and performance for all settings is similar. For a small budget, the maximal affordable nodes are in the lower levels of the lattice and **I-GMFA** (as well as **G-GMFA**) require to traverse more nodes until they terminate their traversal. As the budget increases, the maximal affordable nodes move to the top of the lattice and the algorithm stops earlier. This is reflected in the performance of **I-GMFA** in Figure 18. To prevent bad performance when the budget is limited one may identify the node v_i with the cheapest attribute combination and start the traversal from level $\ell(v_i)$. Identifying \mathcal{A}_i can be conducted in $O(m)$ (over the sorted set of attributes) adding the cheapest attributes to \mathcal{A}_i until $cost(v_i)$ is no more than B . No other maximal affordable node can have more attributes than $\ell(v_i)$, since otherwise, v_i can not be the node with the cheapest attribute combination.

Figure 19: Impact of varying n on FBC algorithms.

In next three experiments we compared the performance **FBC** to that of (**A-FBC**). The algorithms are utilized inside **G-GMFA** computing the FBC (gain) of maximal frequent nodes. When comparing the performance of these algorithms, after running **G-GMFA**, we consider the total time of each run. The input to **FBC** is the set of maximal frequent nodes, which is computed offline. Thus, during the identification of the FBC of a node v_i there is no need to recompute them. However,

for a fair comparison, we include in the graphs a line that demonstrates total time (the preprocessing time to identify maximal affordable nodes and the time required by **FBC**). We vary the number of tuples (n) from 200 to $2M$ while setting the other variables to the default values. Figure 19 presents the results for this experiment. As reflected in the figure, **A-FBC** does not extend beyond 20K tuples and even for $n = 20,000$ it requires more than 17,400 seconds to complete. Even considering preprocessing in the total running time of **FBC** (blue line), it extends to $2M$ tuples with a total time less than 3,500 seconds (almost all the time spent during preprocessing). Note that the running time of **FBC** itself does not depend on n . This is reflected in Figure 19, as in all settings (even for $n = 2,000,000$) the time required by **FBC** is less than 2 seconds.

Figure 20: Impact of varying m on FBC algorithms.

Next, we ran experiments to study the performances of **A-FBC** and **FBC** while varying the number of attributes from 5 to 25 (the other variables were set to the default values). We utilize the two algorithms inside **GMFA** and assess the time required by **A-FBC** and **FBC**; for a fair comparison, we also add a line to present the total time (preprocessing and the actual running time of **FBC**). Figure 20 presents the results of this experiment. **A-FBC** requires 10,500 seconds for only 10 attributes and does not extend beyond that number of attributes in a reasonable amount of time. On the other hand, **FBC** performs well for all the settings; the total time for preprocessing and running time for **FBC** on 25 attributes is around 4,000 seconds, while the time to run **FBC** itself is 510 seconds.

Figure 21: Impact of varying τ on FBC algorithms.

We vary the frequency threshold (τ) from 0.05 to 0.2 while keeping the other variables to their default values. **A-FBC** did not complete for any of the settings! Thus, in Figure 21 we present the performance of **FBC**; being consistent with the previous experiments we also present the total time (preprocessing time and the time required by **FBC**). To demonstrate the relationship between the gain and the time required by the algorithm, we add the FBC of the optimal solution in the right-y-axis and the dashed orange line. When the threshold is large (0.2 in this experiment), for a node v_i to be frequent, more tuples in \mathcal{D} should have \mathcal{A}_i in their attributes in order to be frequent. As a result, smaller number of nodes are frequent and the maximal frequent nodes appear at the lower levels of the lattice. Thus, preprocessing stops earlier and we require less time to identify the set of maximal frequent nodes. Also, having smaller number of nodes for larger thresholds, the gain (FBC) of the optimal solution decreases as the threshold increases. In this experiment, the gain of the optimal solution for $\tau = 0.05$ was 129 while it was 22 for $\tau = 0.2$. As per Theorem 3, **FBC** is output sensitive and its worst-case time complexity linearly depends on its output value. This is reflected in this experiment; the running time of **FBC** drops when the FBC of the optimal solution drops. The time required by **FBC** in this experiment is less than 3.2 seconds for all settings.

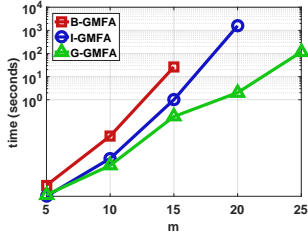


Fig. 17: Impact of varying m on GMFA algorithms

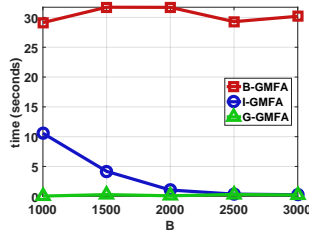


Fig. 18: Impact of varying B on GMFA algorithms

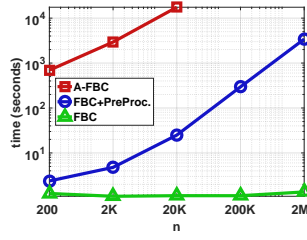


Fig. 19: Impact of varying n on FBC algorithms

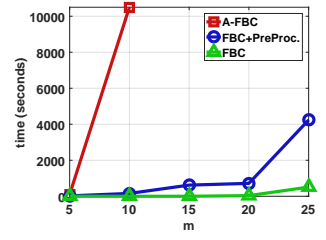


Fig. 20: Impact of varying m on FBC algorithms

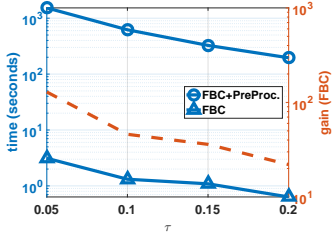


Fig. 21: Impact of varying τ on FBC algorithms

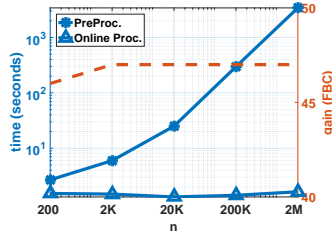


Fig. 22: Impact of varying n on preprocessing and online processing

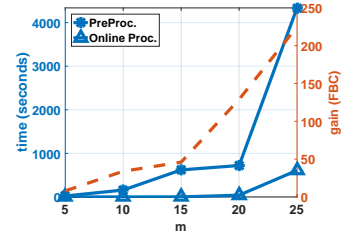


Fig. 23: Impact of varying m on preprocessing and online processing

Figures 22 and 23: Impacts of varying n and m in the online and offline running times. We evaluate the performance of **G-GMFA** with **FBC** and perform two experiments to study offline processing time (identifying the maximal affordable nodes) and the total online (query answering) time, namely the total time taken by **G-GMFA** and **FBC** in each run. We also include the right-x-axis and the dashed orange line to report the gain (FBC) of the optimal solution. First, we vary the number of tuples (n) between 200 and 2M while setting the other variables to the default values. The results are presented in Figure 22. While the preprocessing time increases from less than 3 seconds for $n = 200$ up to around 3,400 seconds for $n = 2,000,000$, the online processing time (i.e., **GMFA** and **FBC** times) does not depend on n , and for all the settings (including $n = 2,000,000$) requires less than 2 seconds to complete. This verifies the suitability of the proposed algorithm for online query answering for datasets at scale. Next, we vary m from 5 to 25 and set the other variables to default values. While increasing m exponentially increases the size of \mathcal{L}_A , it also increases preprocessing time to identify the maximal frequent nodes. In this experiment the (offline) preprocessing takes between 22 seconds for $m = 5$ and 4,337 seconds for $m = 25$. The increase in the lattice size increases the gain (FBC) of the optimal solution (right-y-axis) from 8 for $m = 5$ to 225 for $m = 25$, so does the online processing time. Still the total time to execute **G-GMFA** with **FBC** for 25 attributes is around 600 seconds. In practice, since \mathcal{A}_t is probably not empty set, the number of remaining attributes is less than m and one may also select a subset of them as flexible attributes; we utilize $m = 25$ to demonstrate that even for the extreme cases where the number of attributes to be considered is large, the proposed algorithms are efficient and provide query answers in reasonable time.

C. Case Study

We preformed a real case study on the actual AirBnB rental accommodations in two popular locations: **Paris** and **New York City**. We used the location information of the accommodations, i.e., latitude and longitude for the filtering, and found 42,470 rental accommodations in Paris and 37,297 ones in New York City. We considered two actual accommodations, one in each city, offering the same set of amenities. These accommodations lack providing the following amenities: Air Conditioning, Breakfast, Cable TV, Carbon Monoxide Detector, Doorman, Dryer, First-Aid Kit, Hair Dryer, Hot Tub, Indoor Fireplace, Internet, Iron, Laptop Friendly Workspace, Pool, TV, and Washer. We used the same cost estimation discussed in § VI-A, assumed the budget $B = \$2000$ for both accommodations, and ran **GMFA** while considering **FBC** (with threshold $\tau = 0.1$) as the gain function. It took 0.195 seconds to finish the experiment for Paris 0.365 seconds for New York City. While the optimal solution suggests offering Breakfast, First Aid Kit, Internet, and Washer in Paris, it suggests adding Carbon Monoxide Detector, Dryer, First Aid Kit, Hair Dryer, Internet, Iron, TV, and Washer in New York City. Comparing the results for the two cases reveals the popularity of providing Breakfast in Paris, whereas the combination of Carbon Monoxide Detector, Dryer, Hair Dryer, Iron, and TV are preferred in New York City.

VII. RELATED WORK

Product Design: The problem of product design has been studied by many disciplines such as economics, industrial engineering, operations research, and computer science [2], [16], [17]. More specifically, manufacturers want to understand

the preferences of their customers and potential customers for the products and services they are offering or may consider offering. Many factors like the cost and return on investment are currently considered. Work in this domain requires direct involvement of consumers, who choose preferences from a set of existing alternative products. While the focus of existing work is to identify the set of attributes and information collection from various sources for a single product, our goal in this paper is to use the existing data for providing a tool that helps service providers as a part of peer to peer marketplace. In such marketplaces, service providers (e.g. hosts) are the customers of the website owner (e.g., AirBnB) who aim to list their service for other customers (e.g. guests) which makes the problem more challenging. The problem of item design in relation to social tagging is studied in [5], where the goal is to create an opportunity for designers to build items that are likely to attract desirable tags when published. [13] also studied the problem of selecting the snippet for a product so that it stands out in the crowd of existing competitive products and is widely visible to the pool of potential buyers. However, none of these works has studied the problem of maximizing gain over flexible attributes.

Frequent itemsets count: Finding the number of frequent itemsets and number of maximal frequent itemsets has been shown to be #P-complete [11], [10]. The authors in [9] provided an estimate for the number of frequent itemset candidates containing k elements rather than true frequent itemsets. Clearly, the set of candidate frequent itemsets can be much larger than the true frequent itemset. In [12] the authors theoretically estimate the average number of frequent itemsets under the assumption that the transactions matrix is subject to either simple Bernoulli or Markovian model. In contrast, we do not make any probabilistic assumptions about the set of transactions and we focus on providing a practical exact algorithm for the frequent-item based count.

VIII. FINAL REMARKS

We proposed the problem of gain maximization over flexible attributes (GMFA) in the context of peer to peer marketplaces. Studying the complexity of the problem and the difficulty of designing an approximate algorithm for it, we provided a practically efficient algorithm for solving GMFA in a way that it is applicable for any arbitrary gain function, as long as it is monotonic. We presented frequent-item based count (FBC), as an alternative practical gain function in the absence of extra information such as user preferences, and proposed an efficient algorithm for computing it. The results of the extensive experiment on a real dataset from AirBnB and the

case study confirmed the efficiency and practicality of our proposal.

The focus of this paper is such that it works for various application specific gain functions. Of course, which gain function performs well in practice depends on the application and the availability of the data. A comprehensive study of the wide range of possible gain functions and their applications left as future work.

REFERENCES

- [1] R. Agrawal, R. Srikant, et al. Fast algorithms for mining association rules. In *Proc. 20th int. conf. very large data bases, VLDB*, volume 1215, pages 487–499, 1994.
- [2] S. Albers and K. Brockhoff. Optimal product attributes in single choice models. *Journal of the Operational Research Society*, 31(7):647–655, 1980.
- [3] A. Asudeh, N. Zhang, and G. Das. Query reranking as a service. *Proceedings of the VLDB Endowment*, 9(11):888–899, 2016.
- [4] D. P. Bertsekas, C. Özveren, G. D. Stamoulis, P. Tseng, and J. N. Tsitsiklis. Optimal communication algorithms for hypercubes. *Journal of Parallel and Distributed Computing*, 11(4):263–275, 1991.
- [5] M. Das, G. Das, and V. Hristidis. Leveraging collaborative tagging for web item design. In *Proceedings of the 17th ACM SIGKDD international conference on Knowledge discovery and data mining*, pages 538–546. ACM, 2011.
- [6] M. Ertz, F. Durif, and M. Arcand. Collaborative consumption or the rise of the two-sided consumer. *The International Journal of Business & Management*, Forthcoming, 2016.
- [7] M. Feldman and R. Izsak. Constrained monotone function maximization and the supermodular degree. *arXiv preprint arXiv:1407.6328*, 2014.
- [8] M. R. Garey and D. S. Johnson. Computers and intractability: A guide to the theory of np-completeness, 1979.
- [9] F. Geerts, B. Goethals, and J. V. D. Bussche. Tight upper bounds on the number of candidate patterns. *ACM Transactions on Database Systems (TODS)*, 30(2):333–363, 2005.
- [10] D. Gunopulos, R. Khardon, H. Mannila, S. Saluja, H. Toivonen, and R. S. Sharma. Discovering all most specific sentences. *ACM Transactions on Database Systems (TODS)*, 28(2):140–174, 2003.
- [11] J. Han, J. Pei, and Y. Yin. Mining frequent patterns without candidate generation. In *ACM Sigmod Record*, volume 29, pages 1–12. ACM, 2000.
- [12] L. Lhote, F. Rioult, and A. Soulet. Average number of frequent (closed) patterns in bernoulli and markovian databases. In *Data Mining, Fifth IEEE International Conference on*, pages 4–pp. IEEE, 2005.
- [13] M. Miah, G. Das, V. Hristidis, and H. Mannila. Determining attributes to maximize visibility of objects. *IEEE Transactions on Knowledge and Data Engineering*, 21(7):959–973, 2009.
- [14] D. Pisinger. The quadratic knapsack problem: a survey. *Discrete applied mathematics*, 155(5):623–648, 2007.
- [15] D. J. Rader Jr and G. J. Woeginger. The quadratic 0–1 knapsack problem with series–parallel support. *Operations Research Letters*, 30(3):159–166, 2002.
- [16] T. Selker and W. Burleson. Context-aware design and interaction in computer systems. *IBM systems Journal*, 39(3.4):880–891, 2000.
- [17] A. D. Shocker and V. Srinivasan. A consumer-based methodology for the identification of new product ideas. *Management Science*, 20(6):921–937, 1974.
- [18] C. Witzgall. Mathematical methods of site selection for electronic message systems (ems). *NASA STI/Recon Technical Report N*, 76:18321, 1975.