

Activity induced first order transition for the current in a disordered medium

Thibaut Demaerel and Christian Maes

Instituut voor Theoretische Fysica, KU Leuven, Belgium

We present a model where the current in a disordered medium dies at large external field, but is reborn when the activity is increased. The activation is the time-dependence of the external driving, which realizes a dynamical phase transition. In a different interpretation the particles are able to take an infinite sequence of potential barriers via a mechanism similar to stochastic resonance. We add a discussion regarding the role of ‘shaking’ in processes of relaxation.

I. INTRODUCTION

Caging is a widely discussed effect for diffusion and transport in disordered media [1–5]. It is also well known that currents may die when the external driving exceeds some threshold. A typical cause indeed is that strong driving keeps the particles trapped in regions without exit in the direction of the field. Thermal fluctuations permit escape to some point, and their strength determines the threshold. Currents and entropy production in general are enhanced by increased dynamical activity. In this paper we give an example of a zero-temperature first order transition for the current in a random environment as a function of the activation. It realizes physically what has been called a dynamical phase transition. The ‘shaking’ is realized by the time-dependence in the driving which counterbalances the possible localization effects induced by disorder and inhomogeneities.

Activity is a more recent but a very active subject of statistical mechanics. The most immediate reference is towards the many studies today of active particles and of active matter more generally. The concept of dynamical activity has however also appeared in more formal constructions of nonequilibrium physics, in particular extending it beyond soft matter. It has also appeared in the exploration of dynamical phase transitions, and in response theory, we have been speaking about the frenetic contribution. It makes contact with older concerns like in the understanding of glassy behavior and jamming transitions. The

fact that disorder and also interactions can slow down relaxation and can even cause localization of matter or energy is an important issue within the study of dynamical activity [6–9].

In the present paper we concentrate on some simple specific toy-model where the effect of activation to get a higher conductivity is particularly clear. It is presented as a proof of principle while the various realizations in condensed matter could greatly vary. We start in the next Section II by retelling the story of how negative differential conductivity can be seen as an effect of negative correlation between current and dynamical activity. We show that the non-monotonicity of the current gets removed by activation. Section III contains our main result with the first order transition of the current in a zero-temperature overdamped dynamics. In the last Section we present some general thoughts on activation and its relation with the notion of dynamical phase transition.

II. REMOVING NEGATIVE DIFFERENTIAL CONDUCTIVITY

We recall here by way of introduction a number of considerations that have appeared elsewhere [10–12]. At the end of this section we can then give a first illustration of how dynamical activation can avoid the decrease of current as function of the external driving.

We start with the mathematically trivial example of a biased random walker in continuous time to enable a conceptually more general idea. We put it on the one-dimensional lattice with transition rates $k(x, x+1) = p, k(x, x-1) = q$ for some $p, q > 0$. That is just a simple Markov process possibly representing a great wealth of physical situations of particles being pushed through a channel possibly as a coarse graining of a much more inhomogeneous or disordered dynamics. Physically the two parameters p, q are determined by an applied external field E but also by more kinetic details of the channel through which the particle is moving. A first natural correspondence is to ask that the ratio $p/q = \exp[\beta E d]$ where β is the inverse temperature and d is the distance of the hopping. The product $s(E) = \beta E d$ is then the entropy flux (or dissipated work per temperature) per k_B , and we have thus assumed a form of local detailed balance. Yet, p and q are not determined completely by

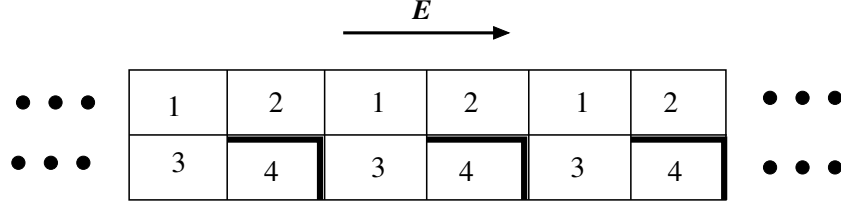


FIG. 1: Random walker in channel with cages; the thick dark lines are impenetrable walls in which the walker gets trapped for a time that increases with the strength of the field S . [Figure reproduced from [10].]

their ratio p/q . A further physical characterization is to introduce the escape rate,

$$p + q = \xi(E) \quad \text{besides} \quad \frac{p}{q} = e^{s(E)}$$

and say how exactly it depends on the applied field E . It gives the inverse of the expected residence time at each cell or position. The stationary current $J = J(E)$ of course depends on it:

$$J = p - q = \xi(E) \frac{e^{s(E)} - 1}{e^{s(E)} + 1} \quad (1)$$

In particular, when $\xi(E)$ decreases with E for large E , then so will the current J there. We have in other words a simple mechanism for negative differential conductivity where $dJ/dE < 0$ for large enough E . It is easy to find various physical realizations. Typically, the decrease of $\xi(E)$ is caused by the architecture of the channel where due to some roughness the particles can get trapped in dead ends. See e.g. [10] for more details on a model inspired by [13], and represented in Fig.1. In many cases a current will keep flowing however for no matter how large driving E . If however the traps (dead ends) have a distribution where the residence time can become infinite for $E > E_c$, then the current will vanish for $E \geq E_c$. That scenario is exactly realized for certain random walks in random environments; see [14]. A well-known example has been constructed by Barma and Dhar for a walker on a percolation cluster, [2]. In that paper they also present a one-dimensional version which has stimulated us to find an activation recipe and which is part of the next section.

Before we continue with the true transition (where the previously vanishing current resurrects by a modulated field) we still add here a specific realization of the above where, by modulation of the driving, the negative differential conductivity disappears. Consider the

random walker as in Fig. 1. There is a long periodic channel consisting of identical cells each divided into 4 parts, labelled $i = 1 \dots 4$. The transition rates are

$$k_{\rightarrow} = e^{E_0}, \quad k_{\leftarrow} = e^{-E}, \quad k_{\uparrow} = 1, \quad k_{\downarrow} = 1 \quad (2)$$

as a function of the driving E . One imagines a wall between parts 2 and 4 of the same cell and from 4 to 3 of the next cell in the forward direction. There are periodic boundary conditions in the horizontal direction.

The stationary current initially increases (in the linear response regime) but then decreases for large field; see the solid black line in Fig. 2. There is negative differential conductivity around $E = 1$. As explained in detail in [10] that negative differential mobility can more generally be attributed to the frenetic contribution. As an effective model, it is the escape rate $\xi(E)$ in (1) which is decreasing exponentially in E which causes the non-monotonicity of the current as function of E .

Look now at Fig. 2. There we take the same rates as (2) in Fig. 1 but where the driving field E is time-dependent, following

$$E(t) = E_0(1 + \epsilon \cos(\omega t)), \quad \omega = 2\pi/\tau$$

with either $\epsilon = 0$ (no time-dependence) or $\epsilon = 1$ (modulation). Fig. 2 is the plot of the time-averaged current for different values of the period τ . As seen there, intermediate frequencies appear indeed best to avoid negative differential conductivity. The linear response regime is mostly unaffected but at large driving E_0 the modulation makes a serious difference, erasing the negative differential conductivity for the period τ of order $1 - 10$.

We take that example as illustration of what is perhaps a more general idea; the modulation of the field is able to liberate the particles from the traps and gives back a monotone current as function of the driving amplitude. The fact that the period must be *tuned* is not surprising and will depend on the depth of the traps. We can also regard what happens as the repeated taking by the walker of a potential hurdle whose height grows with the amplitude; modulation at the correct range of frequencies makes the particles overcome these barriers in the same sense as happens in stochastic resonance [15]. We are now ready to turn that scenario in a first order dynamical phase transition in the next section.

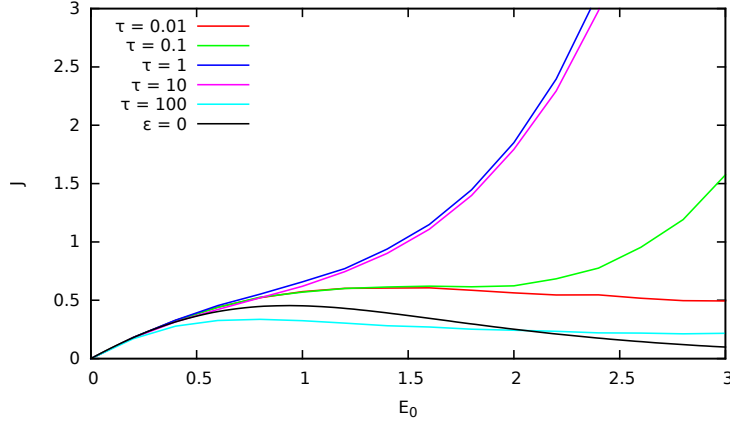


FIG. 2: The time-averaged current as function of the driving amplitude E_0 for different values of the period τ of modulation. The solid black curve is when E does not depend on time.

III. DEATH AND RESURRECTION OF CURRENT

That currents may die as function of the external driving is clear from the ideas in the previous section. The negative differential conductivity there is in essence the same phenomenon but where the scale of the trap depths is fixed. When the traps are unbounded, the dying is unavoidable.

Let us first explain this again via the random walk model but now we must be explicit about the random environment. The latter is represented via a collection $w = \{w_x\}_{x \in \mathbb{Z}}$ of independent Bernoulli random variables, 1 with probability ρ , and 0 with probability $1 - \rho$ and the density $\rho \in [1/2, 1]$. We then take the walker with rates

$$k(x, x+1) = pw_x + (1-p)(1-w_x), \quad k(x, x-1) = (1-p)w_x + p(1-w_x)$$

In words, we think of $\log p/(1-p)$ as the strength of the field, but depending on the location, the particle has to move with or against that field. At x where $w_x = 1$, there is a bias to the right for $p > 1/2$, and there is a bias to the left at $w_x = 0$. Obviously then, there are unbounded (exponentially distributed) intervals where the field is pointing to the left, even though there is a larger density of places where the field is to the right. We know from [14] that there is an asymptotic current,

$$\begin{aligned} J(\rho, p) &= \frac{(2p-1)(\rho-p)}{\rho(1-p) + p(1-\rho)} > 0 & \text{when } p < \rho \leq 1, \\ J(\rho, p) &= 0 & \text{if } \frac{1}{2} \leq \rho \leq p \end{aligned} \quad (3)$$

For a given density $\rho > 1/2$ we will have zero current when p grows larger than ρ . That mathematical scenario as in Fig.4 can be realized in various ways physically. A well-known example is that of Barma and Dhar, [2], where a random walker is driven on a percolation cluster. They also present a one-dimensional model there and our model next has been inspired by that setting.

A. Random wires

We imagine an infinitely long wire which is folded at random points to give the zig-zag-like structure exhibited in Fig. 3. We think of left to right as the overall bias of an external field and we will consider the current to the right (upward to the right in Fig. 3). The black curve is the current-carrying wire with the red balls indicating particles, possibly responsible for a macroscopic current or a diffusion process.

Let us denote by $x \in \mathbb{R}$ an arc-length coordinate parameterizing the wire, increasing as we move along the wire in the forward direction, and let x_n denote the sequence of nodes. Between these nodes there are strands of wire but the length of them is taking randomly. The even nodes at x_{2n} are turning points for the wire, taking a left-to-right stretch $x_{2n-1} \rightarrow x_{2n}$ into a stretch $x_{2n} \rightarrow x_{2n+1}$ going to the left. From every even node $2n$ there is a strand forward (towards $2n+1$) with length $L_+(2n) = x_{2n+1} - x_{2n}$ which are taken independently and identically distributed. Similarly the lengths of the backward strands $L_-(2n) = x_{2n} - x_{2n-1}$ are random and identically distributed but that distribution is different from that of the L_+ . We typically want the expected lengths $\mathbb{E}(L_-) > \mathbb{E}(L_+)$ to have a net trend to the right when the average external field points to the right. In fact we suppose here that $L_+ \leq L$, where $L = \sup \{L' \in \mathbb{R}^+ \mid \text{Prob}(L_+ > L') > 0\}$ is some finite cut-off length, which will enable the phenomena to be discussed.

A first natural dynamics on the random wire would be to take an overdamped dynamics for the position x_t of the particle,

$$\dot{x} = \overline{E}\sigma(x) + \sqrt{2T}\xi_t \quad (4)$$

where $\sigma(x)$ is $+1$ in the intervals (x_{2n-1}, x_{2n}) and $\sigma(x) = -1$ in the intervals (x_{2n}, x_{2n+1}) (where moving forward in the wire is moving against the field's bias). Keeping the tempera-

ture T fixed in front of the standard white noise ξ_t , it can be shown that while for small bias \bar{E} one may see a response in the form of a small current, the random geometry of the wire may often lead to a total arrest of that current for all $\bar{E} \geq E_c$. Indeed, rare but occasionally

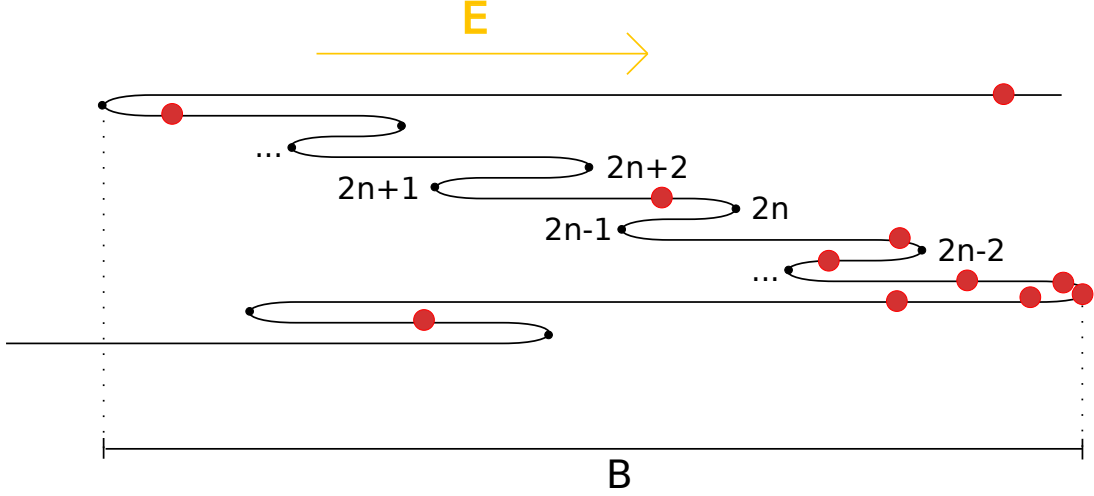


FIG. 3: The random wire. The wire's folds or *nodes* are drawn here with a sub-infinite curvature, but they are approximated mathematically to be single-point-folds connected with straight strands of wire. B is the effective trapping length. If there are traps of large depth B with density of occurrence no smaller than $C \exp(-\alpha B)$ ($C, \alpha > 0$ fixed), then the current vanishes as soon as $E/T > \alpha$.

very deep traps such as in Fig. 3 may trap a particle for ever longer time-intervals, leading to a gradual stagnation. The disproportionate bias \bar{E} quells the dynamic activity and therefore the current as in Fig.4.

A way out of this choking is to shake up the wire's internal fabric by introducing a time-modulation in the field E . The frequencies that are needed depend on the various scales of trapping. However instead of continuing with the dynamics (4) we go for a model which is closer to the random walks we had in the previous section, and where a first order transition to resurrection of the current can be experienced.

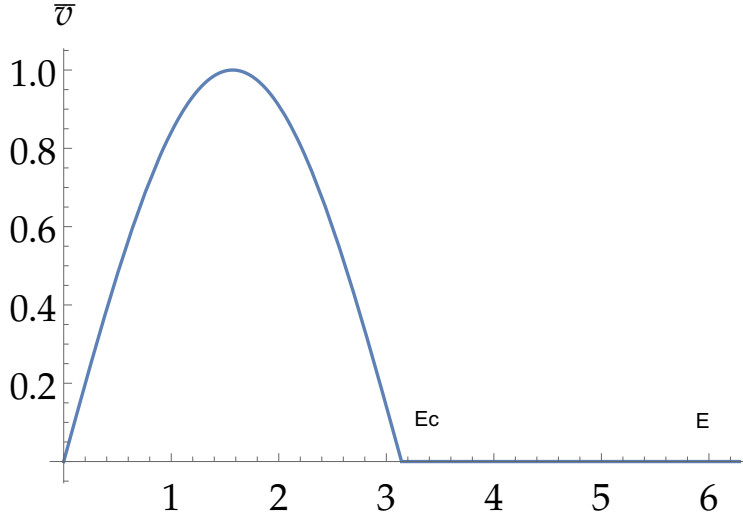


FIG. 4: A typical current-field relation e.g. for (4), for a wire with random geometry.

B. Resurrection dynamics

The dynamics of the (non-interacting) particles, when subjected to a strong slowly time-dependent external field $E(t)$, is taken as an overdamped zero-temperature dynamics and runs as follows,

1. When the particle is not in a node, it travels in the same direction as the field with velocity $v(t) = E(t)$.
2. When the particle is in a node where it is not allowed to proceed in the direction of the field. It remains momentarily stuck there, just as long as this field orientation persists.
3. When the particle is in a node where the two adjacent strands are in the direction of the field, it immediately leaves the node on one of both strands. The protocol for choosing either strand is random: probability $1/2$ for either option and independent of all other elements of the dynamics.

The field $E(t)$ is piecewise constant, with period τ ; see Fig. 5. There is a first time-interval $[0, h]$ where the field is negative equal to $-\varepsilon_1$ with product $\ell = h \varepsilon_1$ representing the leftward tendency of the field. Then, in the time-interval $[h, \tau]$ the field is positive equal to ε_2 with right-ward tendency $r = (\tau - h) \varepsilon_2$. The average bias equals $E_0 = (r - \ell)/\tau$; we

say that there is a strong field when $E_0 > 0$ is large. When we fix E_0 and the period τ we increase the activation by letting ℓ grow (and r in the same way). The increase of ℓ (or r) at fixed E_0 and τ represents the amplitude of “shaking” of the field.

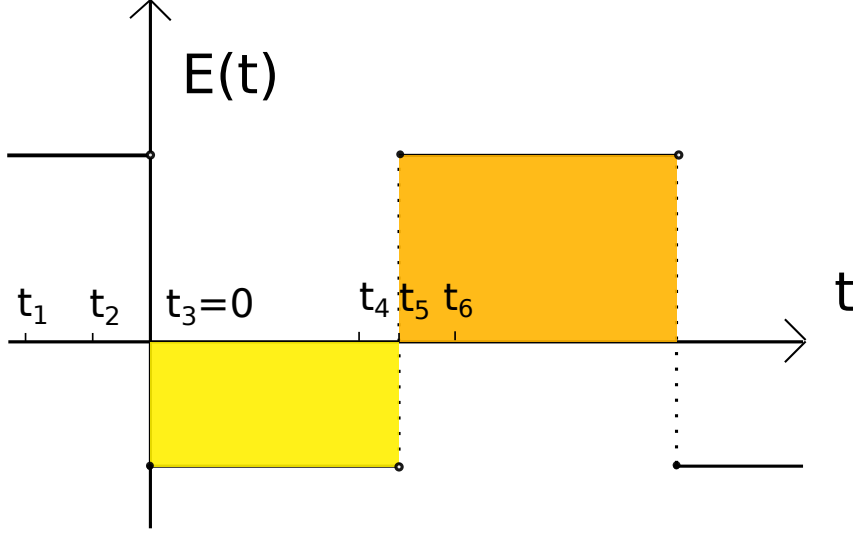


FIG. 5: The time-dependent field. The area enclosed by its graph and the t -axis (shaded yellow) ℓ is the leftward tendency, and similarly the area enclosed above the x -axis (shaded orange) r is the rightward tendency. The bias is $E_0 = (r - \ell)/\tau$ for period τ . We activate the system for fixed E_0, τ by increasing ℓ and r . The times t_i refer to what happens in Figs. 6–7–8.

In the figures 6–7–8 we play the dynamics following the times t_i indicated in Fig. 5.

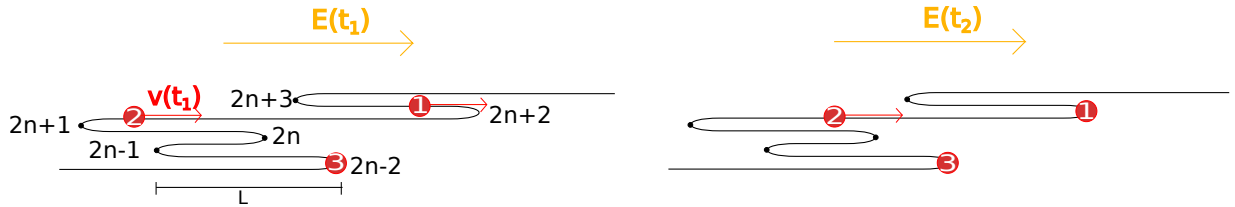


FIG. 6: Left: The initial condition for a system with three independent particles. See Fig. 5 to situate the time t_1 . Right: At time t_2 particles 1 (always the one above) and 3 (always lowermost) get stuck in even-numbered nodes. They are staying there until the field reverses at time t_3 . Particle 2 (always in the middle) currently continues its rectilinear course.

There are three types of nodes in the random wire which merit special attention:



FIG. 7: Left: At time t_3 the field E suddenly changes sign. Particles 1 and 3 immediately choose whether to follow the wire forward or backward. That choice is made at random and is independent of any other events in the dynamics. Immediately thereafter, all particles adopt the speed $v(t) = E(t)$. Right: At time t_4 , particle 2 has gotten stuck in node $2n + 1$, where it must remain until the next field-reversal at time t_5 . We see that particle 1 has made the choice to go forward while particle 3 has gone backward: a scenario with probability $1/4$ to proceed from the situation at time t_3 .

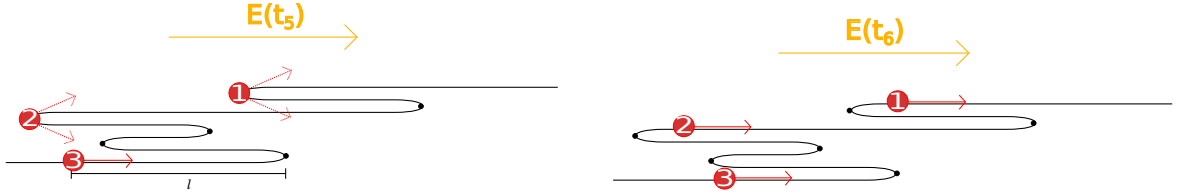


FIG. 8: Left: At time t_5 , the field suddenly reverses once more. Particles 1 and 2 were previously stuck in odd nodes and therefore now make a random, unbiased choice to continue either forward or backward. Particle 3 has proceeded by a length ℓ — i.e., the leftward tendency — away from node $2n - 2$. Right: A possible state of affairs at time t_6 . There are 16 possible t_6 -states for the initial condition at t_1 , all of which occur with probability $1/16$.

- A type-0 node is an even-numbered node ($2n$) which is inescapable. Particles which hit it at some point will thereafter never be able to journey to $2n - 1$ or $2n + 1$, let alone $2n - 2$, $2n + 2$. A system where type-0 nodes are in every positive and negative tail $(2n)_{n>M}$, $(-2n)_{n>M}$ does not allow for a nonzero current or diffusion as the particles must, almost surely, relax in a periodic orbit in the vicinity of a type-0 node.
- A type-1 node is an even-numbered node ($2n$) where all journeys are possible. One can easily verify that within a single period τ a particle leaving that node will travel to $2n - 2$ or $2n + 2$ with probability $1/4$ while the option to return to $2n$ has probability $1/2$.

- A type-2 node is an even-numbered node ($2n$) where only the journey to $2n + 2$ is possible. Within a single period τ such a journey has probability $1/4$, while returning to $2n$ happens with probability $3/4$.

C. First-order transition in the dynamical activity

We can write down an exact expression for the asymptotic time-averaged current \bar{v} in a system where only nodes of type 1 and type 2 occur and are distributed according to a product measure, with $0 \leq p \leq 1$ being the probability for a given node to be of type 1:

$$\bar{v} = (1 - p) \frac{p\ell_1 + (1 - p)\ell_2}{4\tau + (1 - p)^2(\mathcal{T} - \tau)} \quad (5)$$

for almost all wire geometries. The $\ell_1, \ell_2 > 0$ are disorder-averaged wire-lengths between a given node $2n - 2$ and the node $2n$ conditioned on the latter being of type 1 and type 2 respectively. τ is the period of the field E while \mathcal{T} is the disorder-averaged journey-time for a particle to travel from a node $2n - 2$ to the node $2n$, conditioned on the latter being of type 2. A derivation of formula (5) is given in the Appendix A accompanied by Figs. 10. In formula (5) the bias E_0 is (only) in the \mathcal{T} . We get the linear response regime when $E_0 = (r - \ell)/\tau$ is small. In that linear regime we have zero current, $\bar{v} = 0$, when $\ell < L$ and otherwise, by expansion in E_0 for fixed activation ℓ ,

$$\bar{v} = \frac{p\ell_1 + (1 - p)\ell_2}{(1 - p)\lambda} E_0$$

We make formula (5) explicit. Imagine the wire's rightward-directed strands (x_{2n-1}, x_{2n}) are (independently) exponentially distributed in length — with average λ — while the leftward-directed strands all have length L . As long as the field's activity $\ell < L$ is strictly smaller than L , there are plenty of type-0 nodes so that all particles enter localized periodic orbits and no current flows.

However, as soon as $\ell \geq L$, the following values have to be plugged into formula (5):

$$\left\{ \begin{array}{l} p = 1 - \exp(-\ell/\lambda) \\ \ell_1 = L + \lambda - \ell \frac{\exp(-\ell/\lambda)}{1 - \exp(-\ell/\lambda)} \\ \ell_2 = L + \ell + \lambda \\ \mathcal{T} = \tau \left(1 + \frac{\exp(-(r-\ell)/\lambda)}{1 - \exp(-(r-\ell)/\lambda)} \right) \end{array} \right. \quad (6)$$

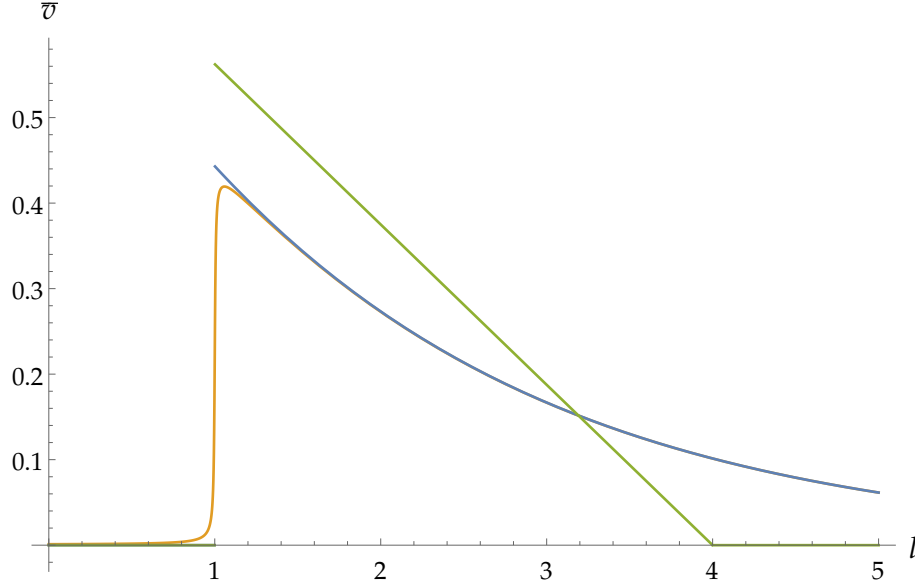


FIG. 9: The blue line represents the current for the wire-geometry discussed in the first example (6) with the values indicated under (6). The orange line is the conjectured current if the temperature T would be small but nonzero and everything else is left unchanged. The green curve is for the system discussed in the second example (7): the current \bar{v} drops to zero as soon as $\ell \geq L' = 3$.

The resulting current for $L = 1$, $\tau = 1$, $\lambda = 2$ and $r - \ell = 3$ is given in Fig. 9 (blue curve). The two regimes are summarized in Figs. 10. Note that this scenario is strictly at zero-temperature. We expect the orange curve in Fig. 9 to represent the smoothened-out resurrection at low temperature.

Suppose now that also the wire's rightward-directed strands have lengths distributed homogeneously in the interval $[0, L']$ while the leftward-directed strands still all have length L . Again, no current flows as long as $\ell < L'$.

However, when $L \leq \ell \leq L'$, the following values have to be plugged into formula (5):

$$\begin{cases} p = \frac{L' - \ell}{L'} \\ \ell_1 = L + \frac{\ell}{2} \\ \ell_2 = L + \frac{L' + \ell}{2} \end{cases} \quad (7)$$

and $\mathcal{T} = \tau$ for $L = 1$, $L' = 4$, $\tau = 1$, $\lambda = 2$ and $r - \ell = 3$. The current corresponding to these value is again given in Fig. 9 (green curve). For $\ell > L'$ the current is again zero, while

the particles are still free to diffuse as they like. See Fig. 11.

IV. CONCLUSION: ON THE ROLE OF ACTIVATION

Activation in nonequilibrium situations as we have considered above has been less often considered. Yet it appears in many kinetic questions, such as in the problem of relaxation to equilibrium. The reason why systems do not relax instantaneously is of course related to the fact that the metric for steepest descent in a free energy landscape is controlled by factors of activity.

Let us take an example of a Markov jump process to illustrate the issue more concretely. To make it very simple we consider a mesoscopic process where the reduced system has states $x = 1, 2, \dots, n$, thought here as the positions on a ring of size n . Each x thus represents a state of an N -particle system. On the considered level of description we assume a Markov evolution for a random walker with transition rates

$$k(x, x+1) = a_x \exp[-\beta/2 (V(x+1) - V(x))], \quad k(x, x-1) = a_{x-1} \exp[-\beta/2 (V(x-1) - V(x))]$$

Note that to each pair $\{x, x+1\}$ we have associated an activity or frequency $a_x > 0$, telling us the local time-scale for the traffic over $x \leftrightarrow x+1$. Other choices and parameterizations are possible and sometimes wished in the case of Arrhenius kinetics but the main idea of what follows does not depend on it. For every choice though there is detailed balance for the potential V at inverse temperature β ,

$$\frac{k(x, x+1)}{k(x+1, x)} = \exp[-\beta (V(x+1) - V(x))]$$

and indeed the Boltzmann-Gibbs weight $\sim \exp[-\beta V(x)]$ gives the stationary occupation at site x . The equation describing relaxation to equilibrium is here the Master equation, but let us simply imagine that at some time all particles sit at position x . There are two interesting questions now concerning the relaxation; one is what the preferred next position is, and the other is about the time it takes to make the move. For the first question we need to know the fraction of particles that go right $x \rightarrow x+1$ to those that go left $x \rightarrow x-1$. Clearly, that is given by the ratio of fluxes

$$\frac{a_x \exp[\beta V(x-1)/2]}{a_{x-1} \exp[\beta V(x+1)/2]} \quad (8)$$

Hence, when $a_x \gg a_{x-1}$ particles will typically flow to the right when the potential does not vary much, $V(x-1) \simeq V(x+1)$. Even when $V(x-1) \leq V(x+1)$ and the potential would guide the particles to the left, still the reactivities decide when (8) is very large. That is a kinetic effect, not visible from the stationary occupations which are determined thermodynamically. In the long run the effect cancels, and the occupations are determined by the potential and the temperature and all currents disappear. The important reminder is that time-symmetric effects as quantified here in the local frequencies a_x can determine the current direction in the transient regime for the relaxation to equilibrium and they are of course directly giving a measure of the dynamical activity over the corresponding bonds $x \leftrightarrow x+1$; see more in [16, 17].

For the second question we take all $a_x = a$ fixed while we assume that for x the differences $\beta[V(x+1) - V(x)]$ and $\beta[V(x-1) - V(x)]$ are so big that effectively the particles prefer to stay in position x . That is to say that the escape rate $k(x, x+1) + k(x, x-1) \sim a \exp -N$ is minute for some big N , where N could be an extensive parameter indeed as the number of particles or scaling like the volume of the total system. Remember that we are dealing here with an effective and coarse-grained system where we assume that x is such that an escape from it is thermodynamically not available. The system is then essentially trapped in condition x and will be seen to reside there for macroscopic times. However, if we are able to change the activities $a \rightarrow a^{sN}$ in the same way for some parameter $s > 0$, we will again see activity and eventual relaxation to equilibrium. The reason is clear from looking at the escape rates, but there is a more interesting calculation which involves the path-probabilities and which makes contact with spatially extended models. The point is that the probability of a trajectory $\omega = (x_s, 0 \leq s \leq t)$ scales like

$$\text{Prob}[\omega] \propto \prod_x \left[a^{\mathcal{K}_{x,x+1}^t} \right] e^{-\int_0^t d\tau \xi(x_\tau)} e^{\beta/2[V(x_0) - V(x_t)]}$$

where $\mathcal{K}_{x,x+1}^t$ is the number of jumps over $x \leftrightarrow x+1$ (always counted positive) in the time-interval $[0, t]$. Trajectories where $\beta[V(x_t) - V(x_0)] \sim N \gg 1$ are very damped, unless we change the $a \rightarrow a^{sN}$, which amounts here to changing the dynamical ensemble into

$$\text{Prob}_s[\omega] = \text{Prob}[\omega] \exp[sN \log a \sum_x \mathcal{K}_{x,x+1}^t]$$

We have ignored the change in the escape rates ξ 's for which we assume that they remain of order one. We note that for $s < 0$ the system would not show any activity or relaxational

behavior, while for $s > 0$ the system is biased to show activity and would relax to equilibrium. That is not unlike the dynamical phase transitions discussed in [7–9].

We finally remark that the opposite scenario is much better known. Suppose indeed that $a \simeq a_o \exp[-\ell]$ where ℓ can be huge depending on certain parameters or constraints in the total system. Even when the escape form x is thermodynamically allowed, we need activation to overcome the barrier set by the a 's.

The point of the paper has been to illustrate the previous formalities for a more specific set-up, where (1) the current in a steady system dies when the amplitude of a forcing exceeds a certain value, and (2) the current resurrects to a non-zero saturation value when the forcing is appropriately modulated in time. The latter, the time-modulation, is thus a physical way of introducing activation. It effectively increases the activities and results in the flowing of a current which previously vanished.

Acknowledgment: We thank Pieter Baerts for help in providing the figures, and we are grateful to Luca Avena, Frank den Hollander, François Huveneers and Thimothée Thiery for private communication and discussions.

Appendix A: Derivation of current formulæ for the current

We refer to the Figs.10.

Suppose the activation $\ell > L$ so that only nodes of type 1 and type 2 remain.

We partition the wire into **cells** $(c_k)_{k \in \mathbb{Z}}$ which begin and end in a node of type 2 with only nodes of type 1 in between. Instead of constructing the wire by choosing the connecting strands as the random variables L_- and L_+ , one can devise a scheme where the wire is constructed by choosing the cells i.i.d. from an appropriate probability space C . Any element $c \in C$ has a random number of type 1 nodes included: the probability for precisely m such nodes is given by $p^m(1-p)$. Also, the element c also carries the information on the strand-lengths connecting all its constituent nodes. In particular, we denote by $|c|$ the sum of all c 's strand-lengths.

Next, we create another auxiliary probability space X . The elements $\Xi = (c, o) \in X$ are doublets where $c \in C$ is a cell as described before. $o = (n_1(o), n_2(o), n_3(o), t(o)) \in \mathbb{N}^3 \times \mathbb{R}$

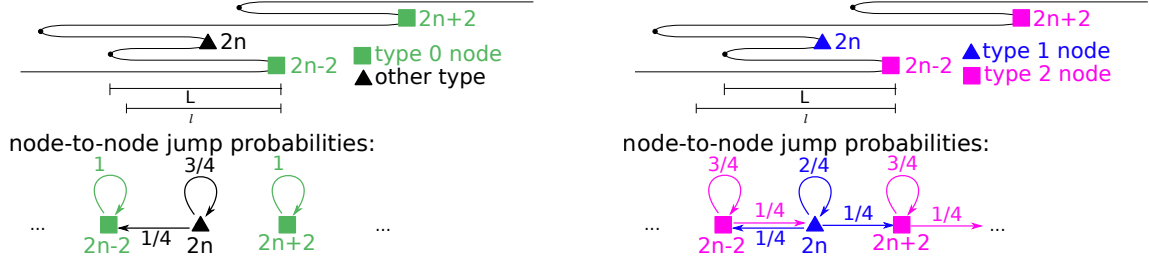


FIG. 10: Left: The inactive phase, $\ell < L$. Particles do not flow nor diffuse along the chain. After a sufficient time, they settle down into a periodic, localized orbit situated in the vicinity of a single even node of type 2. Right: The active phase, $\ell \geq L$. Particles suddenly start flowing, giving rise to a nonzero current. Though nodes of type 2 prevent orbits deviating to $-\infty$, the motion is nonetheless also diffusive in the sense that $\text{Var}(x(t)) \propto t$ for large t .

is the essential information of an orbit-fragment obtained by dropping a particle at the left-end of the cell c , starting the external field $E(t)$ at time $t = 0$ and playing the dynamics just until the (first) time $t(o) = t(\Xi) \in \tau\mathbb{N}$ where the particle has arrived at the right-end of the cell c and the field has just completed a period. $n_1(o)$ is the orbit o 's total number of journeys from the leftmost (type 2) node to itself. Similarly, $n_2(o)$ is the total number of journeys starting at a type 1 node and ending at the same node. $n_3(o)$ is the number of journeys where the destination differs from the starting point. Suppose $Q \subset C$ is a set of cells such that $\forall c \in Q$, $o = (n_1, n_2, n_3, t)$ is a possible orbit. Then the probability measure $d\mu$ on X is defined by $d\mu(Q \times \{o\}) = d\mu_c(Q) \left(\frac{3}{4}\right)^{n_1} \left(\frac{1}{2}\right)^{n_2} \left(\frac{1}{4}\right)^{n_3}$ where $d\mu_c$ is the probability measure inherited from the space C .

We carry over the notation $|\Xi| = |(c, o)| = |c|$ to denote the total cell-length.

a. The expected cell-length

The expectation value for $|\Xi| = |c|$ is given by

$$\begin{aligned} \mathbb{E}_X[|\Xi|] &= \sum_{j=0}^{+\infty} p^j (1-p) \{ (j+1)\mathbb{E}[L_+] + j\mathbb{E}[L_- | L_- \leq \ell] + \mathbb{E}[L_- | L_- > \ell] \} \\ &= \sum_{j=0}^{+\infty} p^j (1-p) \{ j\ell_1 + \ell_2 \} = \ell_1 \frac{p}{1-p} + \ell_2 \end{aligned} \quad (\text{A1})$$

b. *The expected time to traverse a cell*

$$\mathbb{E}_X[t(\Xi)] = \sum_{j=0}^{+\infty} p^j (1-p) \underbrace{\mathbb{E}_X[t(\Xi) \mid \Xi = (c, o) \text{ has } j \text{ nodes of type 1}]}_{=:\tau(j)} \quad (\text{A2})$$

Now, for every journey which ends in a type 1 node, the travel time is a single period τ . So an orbit $o \leftrightarrow \Xi = (o, c)$ which needs $J(\Xi) \in \mathbb{N}$ jumps to traverse cell c will last for a duration of $(J(\Xi) - 1)\tau + \hat{\mathcal{T}}(\Xi)$ (the last jump was toward a node of type 2 and therefore lasts a time $\hat{\mathcal{T}}(\Xi) = \hat{\mathcal{T}}(c) \in \tau\mathbb{N}$ which is random but only dependent on the strand-length between the cell's two final nodes. We denote by \mathcal{T} the expectation value of the latter variable.). So, calculating $\tau(j)$ is equivalent to calculating

$$\mathbb{E}_X[J(\Xi) \mid c \leftrightarrow \Xi = (c, o) \text{ has } j \text{ nodes of type 1}]$$

But that can be done: in a cell with j intermediate nodes, the internode-journeys are governed by the following transition-matrix (which acts on a column-vector of site-occupation probabilities once every period τ):

$$P = \text{diag} \left(\frac{3}{4}, \underbrace{\frac{1}{2}, \dots, \frac{1}{2}}_{\times j} \right) + \frac{1}{4}(S + S^T)$$

where S is the elementary nilpotent $(j+1) \times (j+1)$ matrix

$$S = \begin{pmatrix} 0 & 1 & 0 & \dots \\ 0 & 0 & 1 & \dots \\ \vdots & \vdots & & \vdots & \vdots \\ & & \dots & 0 & 1 \\ & & \dots & 0 & 0 \end{pmatrix}$$

Notice that the entries of the last column of P sum only to 3/4: with probability 1/4 a particle at the last site will jump to the next cell. Initially, the particle starts at the first site, hence $\rho(0) = (1, 0, \dots, 0)^T$. Then the future probabilities are given by $\rho(J) = P^J \rho(0)$. The proportion of orbits where the particle leaves precisely after J periods is given by

$\sum_{m=1}^{j+1} (\rho(J-1))_m - (\rho(J))_m = \sum_{m=1}^{j+1} ((P^{J-1} - P^J)\rho(0))_m$. So we conclude that

$$\begin{aligned} \mathbb{E}_X[J(\Xi) \mid \Xi \text{ has } j \text{ nodes of type 1}] &= \sum_{J=1}^{+\infty} J \sum_{m=1}^{j+1} ((P^{J-1} - P^J)\rho(0))_m \\ &= \sum_{m=1}^{j+1} \sum_{J=0}^{+\infty} (P^J \rho(0))_m = \sum_{m=1}^{j+1} ((1-P)^{-1} \rho(0))_m \\ &= \sum_{m=1}^{j+1} (j+2-m)4 = 4 \frac{(j+1)(j+2)}{2} = 2(j+1)(j+2) \end{aligned}$$

where we computed the entries of the vector $(1-P)^{-1}\rho(0)$, i.e., the first column of $(1-P)^{-1}$, explicitly. Plugging this result into $\tau(j) = \langle J-1 \rangle \tau + \mathcal{T} = 2(j+1)(j+2)\tau + (\mathcal{T} - \tau)$. Plugging this into (A2) and performing the sums yields

$$\mathbb{E}_X[t(\Xi)] = \frac{4\tau}{(1-p)^2} + \mathcal{T} - \tau \quad (\text{A3})$$

c. The current

Let $(\Xi_k)_{k \in \mathbb{Z}} = ((c_k, o_k))_{k \in \mathbb{Z}}$ be an i.i.d. sequence of cells c_k and the orbit-fragment o_k therein. The average velocity v_n after n cells is given by

$$v_n = \frac{|\Xi_1| + \dots + |\Xi_n|}{t(\Xi_1) + \dots + t(\Xi_n)} = \frac{\frac{1}{n} (|\Xi_1| + \dots + |\Xi_n|)}{\frac{1}{n} (t(\Xi_1) + \dots + t(\Xi_n))}$$

But in that expression, the law of large numbers implies convergence (respectively in probability, or strictly almost surely) for $n \rightarrow \infty$ in both the numerator and the denominator. So defining $\bar{v} = \lim_{n \rightarrow \infty} v_n$, we get

$$\bar{v} = \frac{\mathbb{E}_X[|\Xi|]}{\mathbb{E}_X[t(\Xi)]} = \frac{\ell_1 \frac{p}{1-p} + \ell_2}{\frac{4\tau}{(1-p)^2} + \mathcal{T} - \tau} = (1-p) \frac{p\ell_1 + (1-p)\ell_2}{4\tau + (1-p)^2(\mathcal{T} - \tau)} \quad (\text{A4})$$

It is not hard to show that the related current $\bar{v}' = \lim_{t \rightarrow \infty} \frac{x(t)}{t}$ is almost surely equal to \bar{v} since the orbit is at every time situated between the right-ends of some cell k and $k+1$ and therefore

$$\frac{|\Xi_1| + \dots + |\Xi_k|}{t(\Xi_1) + \dots + t(\Xi_{k+1})} \leq \frac{x(t)}{t} \leq \frac{|\Xi_1| + \dots + |\Xi_{k+1}|}{t(\Xi_1) + \dots + t(\Xi_k)}$$

from where the equality (5) follows by sandwiching.

The reasoning leading to formula (7) is similar and is now guided by Fig. 11.

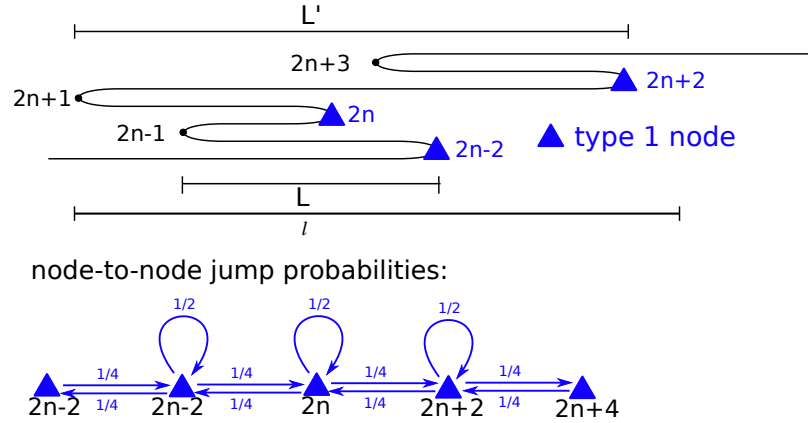


FIG. 11: A possible super-active phase: such a regime occurs when there is also a cut-off L' on the length of rightward-directed strands. When the leftward-tendency $\ell \geq L'$ one has a regime of activity where particles can diffuse unhindered along the chain (due to the external field). Yet the external field's bias is no more translated into a current/ballistic motion.

-
- [1] A.-S. Sznitman, *Brownian Motion, Obstacles and Random Media*. Springer-Verlag — Berlin, 1998.
 - [2] M. Barma and D. Dhar, Directed diffusion in a percolation network. *J. Phys. C* **16**, 1451 (1983).
 - [3] S. Leitmann and T. Franosch, Nonlinear response in the driven lattice Lorentz gas. *Phys. Rev. Lett.* **111**, 190603 (2013).
 - [4] O. Bénichou, P. Illien, G. Oshanin, A. Sarracino and R. Voituriez, Microscopic theory for negative differential mobility in crowded environments. *Phys. Rev. Lett.* **113**, 268002 (2014).
 - [5] R. Ramaswamy and M. Barma, Transport in random networks in a field: interacting particles. *J. Phys. A: Math. Gen.* **20** (1987).
 - [6] B. Everest, I. Lesanovsky, J.P. Garrahan and E. Levi, Role of interactions in a dissipative many-body localized system. *Phys. Rev. B* **95**, 024310 (2017).
 - [7] J.P. Garrahan, R.L. Jack, V. Lecomte, E. Pitard, K. van Duijvendijk, and F. van Wijland, First-order dynamical phase transition in models of glasses: an approach based on ensembles

- of histories, *J. Phys. A: Math. Gen.* **42**, 075007 (2009).
- [8] J.P. Garrahan, P. Sollich, C. Toninelli, Kinetically Constrained Models, arXiv:1009.6113. In: L. Berthier, G. Biroli, J-P. Bouchaud, L. Cipelletti and W. van Saarloos, editors, pages 341-369, Oxford University Press, 2011.
 - [9] R. Jack, J.P. Garrahan, D. Chandler, Space-time thermodynamics and subsystem observables in kinetically constrained models of glassy materials. *J. Chem. Phys.* **125**, 184509 (2006).
 - [10] P. Baerts, U. Basu, C. Maes and S. Safaverdi, The frenetic origin of negative differential response. *Physical Review E* **88**, 052109 (2013).
 - [11] U. Basu and C. Maes, Nonequilibrium Response and Frenesy. *J. Phys.: Conf. Ser.* **638**, 012001 (2015).
 - [12] U. Basu and C. Maes, Mobility transition in a dynamic environment. *Journal of Physics A: Math. Theor.* **47**, 255003 (2014).
 - [13] R.K.P. Zia, E. L. Præstgaard, and O.G. Mouritsen, Getting more from pushing less: Negative specific heat and conductivity in nonequilibrium steady states. *Am. J. Phys.* **70**, 384 (2002).
 - [14] F. Solomon, Random walks in a random environment. *Ann. Prob.* **3**, 1–31 (1975).
 - [15] C. Rouvas-Nicolis and G. Nicolis, Stochastic resonance. *Scholarpedia*, 2(11):1474 (2007).
 - [16] C. Maes, What decides the direction of a current? *Mathematics and Mechanics of Complex Systems* 3-4, 275–295 (2016).
 - [17] C. Maes and K. Netocny, Heat bounds and the blowtorch theorem. *Annales Henri Poincaré* **14**, 1193–1202 (2013).