

Sequential Double Robustness in Right-Censored Longitudinal Models

Alexander R. Luedtke^{1,2}, Oleg Sofrygin³, Mark J. van der Laan³, and Marco Carone^{4,1}

¹Vaccine and Infectious Disease Division, Fred Hutchinson Cancer Research Center, USA

²Public Health Sciences Division, Fred Hutchinson Cancer Research Center, USA

³Division of Biostatistics, University of California, Berkeley, USA

⁴Department of Biostatistics, University of Washington, USA

Abstract

Consider estimating the G-formula for the counterfactual mean outcome under a given treatment regime in a longitudinal study. Bang and Robins provided an estimator for this quantity that relies on a sequential regression formulation of this parameter. This approach is doubly robust in that it is consistent if either the outcome regressions or the treatment mechanisms are consistently estimated. We define a stronger notion of double robustness, termed sequential double robustness, for estimators of the longitudinal G-formula. The definition emerges naturally from a more general definition of sequential double robustness for the outcome regression estimators. An outcome regression estimator is sequentially doubly robust (SDR) if, at each subsequent time point, either the outcome regression or the treatment mechanism is consistently estimated. This form of robustness is exactly what one would anticipate is attainable by studying the remainder term of a first-order expansion of the G-formula parameter. We show that a particular implementation of an existing procedure is SDR. We also introduce a novel SDR estimator, whose development involves a novel translation of ideas used in targeted minimum loss-based estimation to the infinite-dimensional setting.

Keywords: double robustness; efficient estimation; inverse probability weighting; longitudinal data; right-censoring; sequential regression; targeted minimum loss-based estimation (TMLE)

1 Introduction

Consider a longitudinal study, where for each individual in the study we have observed time-varying covariates and treatment indicator, and we also observe an outcome at the end of the study. For simplicity, we suppose that the aim of the study is to estimate the G-formula that, under the consistency and sequential randomization assumptions ([Robins, 1986](#); [Pearl, 2009](#)), is identified with the counterfactual mean outcome if each participant had received treatment at every time point. As is well known, estimating the end-of-study mean outcome in a study subject to dropout can, under standard assumptions, be equivalently described in this manner (we review this fact in [Appendix B](#)). Throughout we refer to the probability of receiving treatment at time k , conditional on the observed past, as the time k treatment mechanism and the G-formula identified with the mean outcome, conditional on the observed past before time k treatment, under receiving treatment at all treatments at or after time k as the time k outcome regression.

The last several decades have seen extensive work on estimating parameters from our right-censored longitudinal data structure, including the G-formula. Reviews of the existing literature are given in [Tsiatis et al. \(2011\)](#); [Rotnitzky et al. \(2012\)](#) – here we provide an abbreviated version. Early methods include inverse probability weighted methods (e.g., [Robins, 1993](#); [Robins et al., 2000](#)) and structural nested mean/G-estimation methods (e.g., [Robins, 1989, 1994](#)). These approaches are respectively consistent if the treatment mechanism or the outcome regressions correctly specified, and are asymptotically normal if one has correctly specified a parametric form for these components of the observed data distribution. More recently, there has been extensive development of so-called doubly robust (DR) methods, which are consistent if either the treatment mechanism at each time point or the outcome regression at each time point is consistently estimated. One can also establish asymptotic normality under some additional conditions. [Robins \(1999\)](#) introduced a sequential methodology for estimating this quantity, which represents an extension of the single time point methodology given in [Scharfstein et al. \(1999\)](#). [Bang and Robins \(2005\)](#)

introduced a simplification of the approach that allows one to estimate sequential regressions conditional on the past history rather than the full distribution of the time-varying covariates. [Van der Laan and Gruber \(2012\)](#) extended this procedure to allow for data adaptive estimation, and [Rotnitzky et al. \(2012\)](#) extended it to allow for oracle-type model selection so that their estimator achieves the optimal efficiency for a (possibly multivariate) parameter within a prespecified class when the treatment mechanism is correctly specified by a parametric model. [Tsiatis et al. \(2011\)](#) also describe an approach to exploit a correctly specified parametric model for the treatment/missingness mechanism, though using estimating equations rather than a sequential regression procedure. [Seaman and Copas \(2009\)](#) describe an earlier DR generalized estimating equation methodology for longitudinal data structures.

In this work, we describe a new form of robustness, which we term sequential double robustness. An estimator of the G-formula parameter is sequentially doubly robust (SDR) if it is consistent provided that, at each time point, either the outcome regression or the treatment mechanism is consistently estimated. This property is stronger than the traditional definition of double robustness, which either requires all of the outcome regression estimates or all of the treatment mechanism estimates to be consistent. We also define sequential double robustness for the outcome regression estimate (see [Section 2.2](#)). We show that an existing estimator achieves this property and present a new estimator that achieves this new form of double robustness and is guaranteed to respect known bounds on the outcome. Developing this latter estimator involves translating ideas from targeted minimum loss-based estimation (TMLE) to estimate *non-pathwise differentiable* infinite-dimensional parameters for which square root sample size convergence rates are not typically possible. We note that this extension is distinct from the recent work of [van der Laan and Gruber \(2016\)](#), which describes a TMLE for infinite-dimensional parameters for which each component is pathwise differentiable. We instead draw inspiration from the recent work of [Kennedy et al. \(2016\)](#), which gave an implementation of an infinite-dimensional targeting step in a continuous point treatment setting, where this step is implemented via locally linear regression. As

is typical in our setting, no component of their infinite-dimensional parameter was pathwise differentiable.

The paper is organized as follows. Section 2 outlines our objective, with the parameter(s) of interest defined in Section 2.1 and sequential double robustness in Section 2.2. A variation-independent, but more restrictive, formulation of sequential double robustness is presented in Appendix D. An analysis of the SDR properties of some existing data adaptive outcome regression estimators is given in Section 3. A general template for deriving an SDR procedure is given in Section 4. Our new SDR procedure, which represents what we term an infinite-dimensional targeted minimum loss-based estimator (iTMLE), is described in Section 5. Formal properties of the empirical risk minimization (ERM) variant of our procedure are given in Section 6. In practice, ERMs will be prone to overfitting when used with our procedure. Hence, in Appendix E we present a variant of our procedure that relies on cross-validation. We recommend this variant be used in practice. Though more notationally burdensome, the proofs of the validity of the cross-validated procedure are nearly identical to the proofs of the validity of the ERM approach and so are omitted. Section 7 presents simulation results. Section 8 concludes with a discussion and directions for future work.

Some of the proofs are given in the main text, and the others can be found in Appendix A. Appendix B demonstrates that general discretely right-censored data structures and time-to-event outcomes can be handled using our methodology.

2 Objective

2.1 Parameter(s) of interest

Consider the longitudinal data structure that, at each time $k = 1, \dots, K$, consists of covariates L_k and subsequent treatment (or right censoring indicator) A_k . At time $K + 1$, the data structure contains a final outcome L_{K+1} . For each time $k = 1, \dots, K + 1$, let \bar{H}_k denote the observations made through the covariate observation at time point k . Thus, $\bar{H}_1 = L_1$

and, for $k = 1, \dots, K + 1$, $\bar{H}_k = (\bar{H}_{k-1}, A_{k-1}, L_k)$. Note that our entire longitudinal data structure is contained in \bar{H}_{K+1} . To focus ideas, we assume throughout that the outcome L_{K+1} is bounded in the unit interval. We will make repeated use of the logit link function $\Psi^{-1}(x) = \log \frac{x}{1-x}$ and the expit function $\Psi(x) = 1/(1 + e^{-x})$.

Suppose we observe an i.i.d. sample $\bar{H}_{K+1}[1], \dots, \bar{H}_{K+1}[n]$ drawn from a distribution P belonging to some model \mathcal{M} . Throughout we will refer to an arbitrary element in \mathcal{M} by P' . We will use \mathbb{E} to denote expectations under P , and \mathbb{E}' to denote expectations under P' . For each $k \in \{1, \dots, K\}$, we define the treatment mechanism pointwise as $\pi_k(\bar{h}_k) \equiv P(A_k = 1 | \bar{h}_k)$, where here and throughout writing a conditioning statement on a lower case variable is equivalent to writing a conditioning statement on the upper case random variable equal to the lower case realization, e.g. here we are conditioning on the event $\bar{H}_k = \bar{h}_k$. For ease of notation, we denote π_k applied to observation i as $\pi_k[i]$, i.e. $\pi_k[i] \equiv \pi_k(\bar{H}_k[i])$. Similarly, for an estimate $\hat{\pi}_k$ of π_k we let $\hat{\pi}_k[i] \equiv \hat{\pi}_k(\bar{H}_k[i])$. Throughout we assume the strong positivity assumption that there exists a $\delta > 0$ so that $P\{\pi_k(\bar{H}_k) > \delta\} = 1$ for all k .

For a history vector \bar{h}_{K+1} , define $Q_{K+1}(\bar{h}_{K+1}) \equiv \ell_{K+1}$. For $k = K, \dots, 1$, recursively define

$$Q_k(\bar{h}_k) \equiv \mathbb{E}\left[Q_{k+1}(\bar{H}_{k+1}) \middle| \bar{h}_k, A_k = 1\right],$$

and define $Q_0 \equiv \mathbb{E}[Q_1(\bar{H}_1)]$. For ease of notation, we write $Q_k[i] \equiv Q_k(\bar{H}_k[i])$. For an estimate \hat{Q}_k , we similarly write $\hat{Q}_k[i]$. For $k \geq 1$, our objective will be to estimate Q_k as well as possible in terms of some user-specified criterion. We focus on the mean-squared error criterion in this work. For $k = 0$, our objective will be to obtain a consistent estimate of Q_k for which there exist reasonable conditions for its asymptotically linearity.

We use many recursions over $k = K, \dots, 0$ in this work. When $k = 0$ this requires some conventions: $\sum_{k'=1}^0 \dots = 0$ (sums are zero); $\prod_{k'=1}^0 \dots = 1$ (products are one); $\bar{H}_0 = \emptyset$ (the time 0 covariate is empty); $A_0 = 1$ and $\pi_k(\bar{h}_0) = 1$ (the time 0 intervention is always 1);

and, for $f : \bar{\mathcal{H}}_0 \rightarrow \mathbb{R}$, $f(\bar{H}_0) = f$ (functions applied to the empty set can also be written as constants).

We ignore measurability considerations in this work, with the understanding that modifications may be needed to make our arguments precise.

2.2 (Sequential) double robustness

Throughout we will make use of the following non-technical conditions, defined for each $k = 0, \dots, K$.

OR. k) The functional form of the outcome regression at time k , i.e. Q_k , is correctly specified by the estimation procedure, or at least arbitrarily well approximated asymptotically.

TM. k) The treatment mechanism at time point k , i.e. π_k , is consistently estimated.

We use these conditions informally to discuss properties of existing estimator and our new estimator until Section 5, where we begin to present formal conditions for the validity of our estimator. Note that TM. k requires consistent estimation, and OR. k requires correct specification. This discrepancy occurs because we will use OR. k as a part of a sufficient condition for consistent estimation of Q_k : to directly impose consistency of Q_k would yield a tautology.

Consider estimation of Q_0 . The current literature appears to define double robustness as follows (van der Laan and Robins, 2003; Bang and Robins, 2005; Tsiatis et al., 2011; Rotnitzky et al., 2012):

Definition 1 (Double robustness for Q_0). *A doubly robust estimator of Q_0 is an estimator that is consistent if either (i) OR. k holds for all $k = 1, \dots, K$ or (ii) TM. k holds for all $k = 1, \dots, K$.*

These estimators are referred to as DR because there are two possibilities for obtaining consistent estimation.

In this work, we define a more general form of robustness, which we refer to as sequential double robustness.

Definition 2 (Sequential double robustness for Q_0). *A sequentially doubly robust estimator of Q_0 is an estimator that is consistent if, for each $k = 1, \dots, K$, either [OR.k](#) or [TM.k](#) holds.*

Clearly a sequentially doubly robust estimator is double robust, but the converse need not hold. In fact, there are 2^K ways that the estimation can satisfy one and only one of [OR.k](#) and [TM.k](#), $k = 1, \dots, K$, though of course certain of these possibilities may be less likely than others (see Appendix C for a comparison with a 2^K -robust estimator given by [Vansteelandt et al.](#) in a different longitudinal setting). Appendix D gives a variation-independent, but more restrictive, formulation of the [OR.k](#) conditions. We also define sequential double robustness for the estimation of Q_k for general k .

Definition 3 (Sequential double robustness for general Q_k). *A sequentially doubly robust estimator of Q_k is an estimator that is consistent if [OR.k](#) holds and, for each $k' > k$, either [OR.k'](#) or [TM.k'](#) holds.*

Because [OR.k](#) is a triviality when $k = 0$ (the functional form is correctly specified by a constant), the definition of sequential double robustness given specifically for Q_0 is a special case of this definition, though having Definition 2 readily available to contrast against Definition 1 is useful.

The objective of this work will be to present sequentially doubly robust estimators of Q_k , $k = 0, \dots, K$. Our estimator of Q_0 will also be efficient among all regular and asymptotically linear estimators under some additional conditions.

3 Detailed Overview of Existing Procedures for Estimating the Outcome Regressions

In the introduction, we gave a broad overview of the existing literature for estimating mean outcomes from monotonely coarsened data structures. We now give a deeper review of the existing literature, where here we only focus on methods that allow semi- or nonparametric estimation of the outcome regressions. We note that one could also study the parametric methods from the introduction, incorporating basis function transformations of the covariates of increasing dimension to allow for increasingly flexible estimation of the outcome regressions. We do not consider such approaches here, though we note that, to our knowledge, none of the approaches in the introduction have been shown to be SDR even in the parametric case.

First, we describe a method that uses DR unbiased transformations of the data, i.e. distribution dependent pseudo-outcomes with conditional expectation equal to the parameter of interest given correct specification of an outcome regression or treatment mechanism. Variants of these unbiased transformations were given in [Rubin and van der Laan \(2007\)](#), which represent a DR extension of the unbiased transformations presented earlier in the literature (see, e.g., [Buckley and James, 1979](#); [Koul et al., 1981](#); [Fan and Gijbels, 1996](#)). We describe an SDR implementation of this unbiased transform estimator, and we also discuss its shortcomings. We then describe inverse probability weighted (IPW) loss functions as presented in [van der Laan and Dudoit \(2003\)](#). We also briefly discuss the augmented IPW (AIPW) version of this loss function ([van der Laan and Dudoit, 2003](#); [Keles et al., 2004](#)) and its double robustness property. Finally, we discuss sequential regression procedures in the vein of [Bang and Robins \(2005\)](#).

Doubly robust unbiased transformations.

An unbiased transform for Q_k is a distribution-dependent mapping $\Gamma_k^P : \bar{\mathcal{H}}_{K+1} \rightarrow \mathbb{R}$ such that $\Gamma_k^P(\bar{H}_{K+1})$ has mean $Q_k(\bar{H}_k)$ when \bar{H}_{K+1} is drawn from the conditional distribution of P given that $(\bar{H}_k, A_k) = (\bar{h}_k, 1)$. Early work on these transformations used imputation-based approaches (e.g., [Buckley and James, 1979](#)), whose consistency relies on consistently estimating $Q_{k'}$, $k' > k$, or on IPW approaches (e.g., [Koul et al., 1981](#)), whose consistency relies on consistently estimating π_k , $k' > k$. [Rubin and van der Laan \(2007\)](#) presented an AIPW unbiased transformation. For our problem, one could estimate Q_k using the DR transform

$$\Gamma_k[i] \equiv \sum_{k'=k+1}^K \left(\prod_{k''=k+1}^{k'} \frac{A_{k''}[i]}{\pi_{k''}[i]} \right) \{Q_{k'+1}[i] - Q_{k'}[i]\} + Q_{k+1}[i],$$

regressing $\Gamma_k[i]$ against $\bar{H}_k[i]$ for all subjects i with $A_k[i] = 1$. In practice, the transformation

$$\hat{\Gamma}_k[i] \equiv \sum_{k'=k+1}^K \left(\prod_{k''=k+1}^{k'} \frac{A_{k''}[i]}{\hat{\pi}_{k''}[i]} \right) \{\hat{Q}_{k'+1}[i] - \hat{Q}_{k'}[i]\} + \hat{Q}_{k+1}[i],$$

is used, where each instance of $Q_{k'}$ and $\pi_{k'}$, $k' > k$, has been replaced by an estimate. Consider the procedure that regresses $\hat{\Gamma}_k[i]$ against $\bar{H}_k[i]$ for all i such that $A_k[i] = 1$. This procedure is DR in the sense that it is consistent if [OR.k](#) holds and either (i) [OR.k'](#) holds for all $k' > k$ or (ii) [TM.k'](#) holds for all $k' > k$. If applied iteratively as in [Algorithm 1](#), i.e. if \hat{Q}_K is estimated via this procedure, then \hat{Q}_{K-1} using as initial estimate \hat{Q}_K , then \hat{Q}_{K-2} using as initial estimates \hat{Q}_{K-1} and \hat{Q}_K , etc., then this procedure is SDR in the sense of [Definition 3](#). To our knowledge, the sequential double robustness property of this estimator has not been recognized in the literature.

The advantage of this procedure is that it is easy to implement: indeed, once one has the transformation $\hat{\Gamma}_k$, one can simply plug the observations $\{\hat{\Gamma}_k[i], \bar{H}_k[i] : i \text{ satisfies } A_k[i] = 1\}$ into their preferred regression tool. The disadvantage of this procedure is that the pseudo-

outcomes $\hat{\Gamma}_k[i]$ do not necessarily obey the bounds of the original outcome L_{K+1} : indeed, L_{K+1} may be bounded in $[0, 1]$, but $\hat{\Gamma}_k[i]$ can be very large if $\prod_{k' > k} \hat{\pi}_{k'}[i]$ gets close to zero. While one could theoretically constrain the estimated regression function to respect the $[0, 1]$ bounds (and use, e.g., a cross-entropy loss), few existing regression software packages allow for such constraints on the model. The stability of such a procedure has also not been evaluated when there are near-positivity violations, i.e. $\prod_{k=1}^K \hat{\pi}_k(\bar{H}_k)$ is near zero with non-negligible positivity over $\bar{H}_k \sim P$. We evaluate this procedure in Section 7.

Algorithm 1 SDR estimation of Q_k via doubly robust transformations (particular implementation of [Rubin and van der Laan, 2007](#))

This function runs regressions using covariate \bar{H}_k for each k , where the regression algorithms may be k -dependent.

1: **procedure** SDR.UNBIASED.TRANS

2: Let $\hat{Q}_{K+1}(\bar{H}_{K+1}) \equiv L_{K+1}$.

3: Obtain estimates $\hat{\pi}_k$, $k = 1, \dots, K$, via any desired technique.

4: **for** $k = K, \dots, 0$ **do**

5: Using observations i with $A_k[i] = 1$, regress $\Gamma_k[i]$ against $\bar{H}_k[i]$, where

$$\hat{\Gamma}_k[i] \equiv \sum_{k'=k+1}^K \left(\prod_{k''=k+1}^{k'} \frac{A_{k''}[i]}{\hat{\pi}_{k''}[i]} \right) \{ \hat{Q}_{k'+1}[i] - \hat{Q}_{k'}[i] \} + \hat{Q}_{k+1}[i].$$

Label the output \hat{Q}_k .

6: **return** $\{\hat{Q}_k : k = 0, \dots, K\}$

(A)IPW loss functions.

An alternative approach uses the IPW loss function of [van der Laan and Dudoit \(2003\)](#). Before describing this approach, we introduce the notion of a loss function. Suppose that one wishes to estimate a feature f_0 of a distribution ν . For example, ν may be the distribution of a predictor-outcome pair $Z \equiv (X, Y)$, and f_0 may be the conditional expectation function $x \mapsto \mathbb{E}_\nu[Y|x]$. For each f , let $z \mapsto \mathcal{L}(z; f)$ denote a real-valued function. We call \mathcal{L} a loss function if $f_0 = \operatorname{argmin}_f \mathbb{E}_\nu[\mathcal{L}(Z; f)]$ over an appropriate index set for f . The quantity $\mathbb{E}_\nu[\mathcal{L}(Z; f)]$ is referred to as the risk of f . Examples of loss functions for the conditional mean f_0 include the squared-error loss $(z; f) \mapsto (y - f(x))^2$ and, for z bounded in $[0, 1]$, the

cross-entropy loss $(z; f) \mapsto -[y \log f(x) + (1 - y) \log\{1 - f(x)\}]$.

We now return the presentation of the IPW loss. For simplicity, we focus on the squared-error loss. The IPW loss is given by

$$\mathcal{L}_k(\bar{h}_{K+1}; Q'_k) \equiv \left(\prod_{k'=k+1}^K \frac{a_{k'}}{\pi_{k'}(\bar{h}_{k'})} \right) \{\ell_{K+1} - Q'_k(\bar{h}_k)\}^2.$$

The standard change of measure argument associated with IPW estimators shows that $Q_k = \operatorname{argmin}_{Q'_k} \mathbb{E} [\mathcal{L}_k(\bar{H}_{K+1}; Q'_k) | A_k = 1]$, where the Q'_k -specific expectation on the right is referred to as the risk of Q'_k . This suggests that one can estimate Q_k by minimizing the empirical risk conditional on $A_k = 1$, i.e. the empirical mean of $\mathcal{L}_k(\bar{H}_{K+1}[i]; Q'_k)$ among participants with $A_k[i] = 1$. This can be accomplished by making use of the observation weight feature that is standard in most regression algorithms. In practice we may not know $\pi_{k'}$, so we replace them with estimates and denote the corresponding loss by $\widehat{\mathcal{L}}_{k'}$. It is well known that there are also efficiency gains that result from estimating $\pi_{k'}$ even when the treatment mechanism is known (van der Laan and Robins, 2003). Under a Glivenko-Cantelli condition and a consistency condition on each $\hat{\pi}_{k'}$, $k' > k$, the empirical mean of the above $\widehat{\mathcal{L}}_k$ is consistent for $\operatorname{Risk}(Q'_k)$ for each Q'_k . This proves the consistency of an empirical risk minimizer \hat{Q}_k provided the class over which \hat{Q}_k is selected is not too large (satisfies a Glivenko-Cantelli condition). To conclude, roughly speaking, this procedure yields a consistent estimate of Q_k if each $\hat{\pi}_{k'}$ is consistently estimated and the regression is correctly specified (or approximates Q_k arbitrarily well asymptotically).

There also exists an AIPW version of this loss function (van der Laan and Dudoit, 2003; Keles et al., 2004). Implementing this loss function involves treating the Q'_k -specific loss function applied to the data \bar{H}_{K+1} , i.e. $\mathcal{L}^F(\bar{h}_{K+1}; Q'_k) \equiv \{\ell_{K+1} - Q'_k(\bar{h}_k)\}^2$, as the outcome and estimating the iterative conditional expectations as defined by the G-formula that sets $A_{k'} = 1$ for all $k' \geq k$. Roughly speaking, this estimation procedure is DR in the sense defined in this paper, though we note that its double robustness is now in terms of estimation

of the iterative expectations of $\mathcal{L}^F(\bar{H}_{K+1}; Q'_k)$ rather than of the outcome regressions as in [OR.k](#). However, it does not appear to satisfy an analogue of the sequential double robustness property unless the estimation of the G-formula for the $\mathcal{L}^F(\bar{H}_{K+1}; Q'_k)$ outcome regressions is estimated in an SDR fashion. If one estimates the outcome regressions in the G-formula for outcome $\mathcal{L}^F(\bar{H}_{K+1}; Q'_k)$ using AIPW loss functions, then clearly the argument is circular so that this procedure is not SDR unless yet another set of outcomes is estimated in an SDR fashion. Alternatively, one could estimate the $\mathcal{L}^F(\bar{H}_{K+1}; Q'_k)$ outcome regressions using the unbiased transformation of $\mathcal{L}^F(\bar{H}_{K+1}; Q'_k)$. One disadvantage of using the AIPW loss is that it does not appear to be easily implementable with existing software.

Sequential regression.

[Bang and Robins \(2005\)](#) proposed a procedure that takes advantage of the recursive definition of these Q_k functions. They aimed to estimate Q_0 . An instance of their procedure for binary outcomes is displayed in [Algorithm 2](#). In short, it first correctly specifies $\hat{Q}_{K+1}(\bar{H}_{K+1}) \equiv L_{K+1}$. Now, iteratively from $k = K$ to $k = 0$, it uses observations i satisfying $\prod_{k'=1}^k A_{k'}[i] = 1$ to regress $\hat{Q}_{k+1}[i]$ against $\bar{H}_k[i]$, using a parametric fit and the logit link function. Each parametric fit includes a linear term with covariate $\frac{1}{\prod_{k'=1}^k \hat{\pi}_{k'}[i]}$. These linear terms were added to ensure that \hat{Q}_0 solves the efficient estimating equation, i.e. that

$$\sum_{i=1}^n \sum_{k=0}^K \left[\left\{ \prod_{k'=1}^k \frac{A_{k'}[i]}{\hat{\pi}_{k'}[i]} \right\} \left\{ \hat{Q}_{k+1}[i] - \hat{Q}_k[i] \right\} \right] = 0.$$

In particular, each k -specific term in the above sum is equal to zero thanks to the fitting of $\hat{\epsilon}_k$.

[Van der Laan and Gruber \(2012\)](#) extended this procedure to allow \hat{Q}_k to be estimated data adaptively. They refer to their estimator as a longitudinal targeted minimum loss-based estimator (LTMLE). There are several implementations of this procedure: we choose the implementation that most closely resembles the new procedure we will introduce later

in this work. The LTMLE splits the estimation of each Q_k into two steps. First, one obtains an initial estimate \hat{Q}_k^{init} of Q_k using a data adaptive estimation procedure by regressing $\hat{Q}_{k+1}(\bar{H}_{k+1}[i])$ against $\bar{H}_k[i]$, using all observations i with $A_k[i] = 1$. Next, one fits the intercept $\hat{\epsilon}_k$ in an intercept-only logistic regression using outcome $\hat{Q}_{k+1}(\bar{H}_{k+1}[i])$, offset $\Psi^{-1}[\hat{Q}_k^{\text{init}}(\bar{H}_k[i])]$, and observation weights $\prod_{k'=1}^k \frac{A_{k'}[i]}{\hat{\pi}_{k'}[i]}$. The estimate \hat{Q}_k is then given by

$$\bar{h}_k \mapsto \Psi \left\{ \Psi^{-1}[\hat{Q}_k^{\text{init}}(\bar{h}_k)] + \hat{\epsilon}_k \right\}.$$

Van der Laan and Gruber (2012) refer to the fitting of $\hat{\epsilon}_k$ as “targeting” the initial estimate of Q_k towards Q_0 .

While both the Bang and Robins (2005) and van der Laan and Gruber (2012) procedures are DR for \hat{Q}_0 , neither is SDR for \hat{Q}_0 . Furthermore, neither is SDR for Q_k , $k \geq 1$, in the sense of Definition 3. In particular, when $k \geq 1$ consistent estimation of Q_k from these procedures generally relies on [OR. \$k'\$](#) , $k' \geq k$. Though not discussed in the literature, these procedures can be consistent when only some outcome regressions and some treatment mechanisms are consistently estimated. In particular if there exists some k such that [OR. \$k'\$](#) holds for all $k' \geq k$ and [TM. \$k'\$](#) holds for all $k' < k$, then these estimators will be consistent for Q_0 . If the order in which the outcome regressions and treatment mechanisms are consistently estimated is flipped ([OR. \$k'\$](#) , $k' < k$, and [TM. \$k'\$](#) , $k' \geq k$), then these estimators will not yield a consistent estimate of Q_0 .

4 A General Template for Achieving Sequential Double Robustness

We now give a general template for achieving sequential double robustness. This template hinges on a straightforward induction argument, where we show that achieving an SDR estimator at time $k+1$ yields an SDR estimator at time k . In this section, we let \hat{Q}_k and $\hat{\pi}_k$

Algorithm 2 DR estimation of Q_0 (variant of [Bang and Robins, 2005](#))

For each $k \geq 1$, $s_k^{\beta_k} : \bar{\mathcal{H}}_k \rightarrow \mathbb{R}$ is a parametric model for Q_k indexed by $\beta_k \in \mathbb{R}^{d_k}$, where d_k is finite. Let $\beta_0 = \emptyset$, and $s_0^{\beta_0} \equiv 1/2$.

1: **procedure** DR.Q

2: Let $\hat{Q}_{K+1}(\bar{H}_{K+1}) \equiv L_{K+1}$.

3: Obtain estimates $\hat{\pi}_k$, $k = 1, \dots, K$, via any desired technique.

4: **for** $k = K, \dots, 0$ **do**

5: For $(\beta_k, \epsilon_k) \in \mathbb{R}^{d_k+1}$, define $\hat{Q}_k^{\beta_k, \epsilon_k}$ as

$$\bar{h}_k \mapsto \Psi \left\{ s_k^{\beta_k}(\bar{h}_k) + \frac{\epsilon_k}{\prod_{k'=1}^k \hat{\pi}_{k'}(\bar{h}_{k'})} \right\}.$$

6: Define $(\hat{\beta}_k, \hat{\epsilon}_k)$ as the arguments (β_k, ϵ_k) minimizing

$$- \sum_{i: \prod_{k'=1}^k A_{k'}[i]=1} \left[\hat{Q}_{k+1}[i] \log \hat{Q}_k^{\beta_k, \epsilon_k}[i] + \{1 - \hat{Q}_{k+1}[i]\} \log \{1 - \hat{Q}_k^{\beta_k, \epsilon_k}[i]\} \right].$$

▷ If $s_k^{\beta_k}(\bar{h}_k) = \langle R(\bar{h}_k), \beta_k \rangle$ for some transformation R , then the above can be optimized in the programming language **R** by running a linear-logistic regression of the $[0, 1]$ -bounded $\hat{Q}_{k+1}[i]$ against $R(\bar{H}_k[i])$ and $1 / \prod_{k'=1}^k \hat{\pi}_{k'}(\bar{h}_{k'})$ among all individuals with $\prod_{k'=1}^k A_{k'}[i] = 1$.

7: Let $\hat{Q}_k \equiv \hat{Q}_k^{\hat{\beta}_k, \hat{\epsilon}_k}$.

8: **return** $\{\hat{Q}_k : k = 0, \dots, K\}$

respectively denote generic estimates of the outcome regression and treatment mechanism at time k . We will often make use of the following strong positivity assumption on our treatment mechanism estimates. Though we introduced this condition earlier, we name it here for clarity. This condition can be enforced in the estimation procedure via truncation.

SP. k) There exists a $\delta > 0$ such that, for each $k' > k$, $P\{\hat{\pi}_{k'}(\bar{H}_{k'}) > \delta\} = 0$.

To ease notation, when $Q_{k'}$ or $\pi_{k'}$, or an estimate thereof, fall within an expectation, we often omit the dependence on $\bar{H}_{k'}$. For a real-valued function $\bar{h}_{k'} \mapsto f(\bar{h}_{k'})$, we denote the $L^2(P)$ norm by $\|f\| = \mathbb{E}[f(\bar{H}_{k'})^2]^{1/2}$.

We define the following useful objects:

$$\begin{aligned} D_{k'}^k(\hat{Q}_{k'+1}, \hat{Q}_{k'}) (\bar{h}_k) &\equiv -\mathbb{E} \left[\left\{ \frac{A_k}{\pi_k} \prod_{k''=k+1}^{k'} \frac{A_{k''}}{\hat{\pi}_{k''}} \right\} \left\{ \hat{Q}_{k'+1} - \hat{Q}_{k'} \right\} \middle| \bar{h}_k \right], \quad k' \geq k \\ \text{Rem}_{k'}^k(\hat{Q}_{k'}) (\bar{h}_k) &\equiv \mathbb{E} \left[\left\{ \frac{A_k}{\pi_k} \prod_{k''=k+1}^{k'-1} \frac{A_{k''}}{\hat{\pi}_{k''}} \right\} \left(1 - \frac{\pi_{k'}}{\hat{\pi}_{k'}} \right) \left\{ \hat{Q}_{k'} - Q_{k'} \right\} \middle| \bar{h}_k \right], \quad k' > k. \end{aligned} \quad (1)$$

Note that, for each $(\hat{Q}_{k'+1}, \hat{Q}_{k'})$, $D_{k'}^k(\hat{Q}_{k'+1}, \hat{Q}_{k'})$ is a function mapping a \bar{h}_k to the real line, and similarly for $\text{Rem}_{k'}^k(\hat{Q}_{k'})$. In the remainder of this section we study a particular estimator $(\hat{Q}_{k'+1}, \hat{Q}_{k'})$, and so use the simpler notation $D_{k'}^k \equiv D_{k'}^k(\hat{Q}_{k'+1}, \hat{Q}_{k'})$ and $\text{Rem}_{k'}^k \equiv \text{Rem}_{k'}^k(\hat{Q}_{k'})$. The more general definitions will be useful in the coming sections.

We also define

$$D^k(\bar{h}_k) \equiv \sum_{k'=k}^K D_{k'}^k(\bar{h}_k).$$

The following first-order expansion will prove useful.

Lemma 1 (First-order expansion of Q_k). *If SP. k holds, then, for P -almost all $\bar{h}_k \in \bar{\mathcal{H}}_k$,*

$$\hat{Q}_k(\bar{h}_k) - Q_k(\bar{h}_k) = D^k(\bar{h}_k) + \sum_{k'=k}^K \text{Rem}_{k'}^k(\bar{h}_k). \quad (2)$$

The [proof of Lemma 1](#) is given in [Appendix A](#). By the triangle inequality, Cauchy-Schwarz, and the positivity assumption on the $\hat{\pi}_k$ estimates, the above implies that

$$\begin{aligned} \left\| \hat{Q}_k - Q_k \right\| &\leq \|D^k\| + \sum_{k'=k+1}^K \|\text{Rem}_{k'}^k\| \\ &\leq \|D^k\| + \sum_{k'=k+1}^K O\left(\|\hat{\pi}_{k'} - \pi_{k'}\| \left\| \hat{Q}_{k'} - Q_{k'} \right\|\right). \end{aligned} \quad (3)$$

A simple induction argument shows that

$$\left\| \hat{Q}_k - Q_k \right\| \leq \|D^k\| + \sum_{k'=k+1}^K O\left(\|\hat{\pi}_{k'} - \pi_{k'}\| \left\| D^{k'} \right\|\right). \quad (4)$$

The above teaches us how to obtain an SDR-type estimator. We say SDR-type because we replace the conditions [OR.k](#), [OR.k'](#) by [FO.k](#), [FO.k'](#) (“correct first-order behavior at time k, k' ”), where

[FO.k](#)) $\left\| D^k \right\|$ converges to zero in probability.

The following result is an immediate consequence of (4).

Theorem 2 (Achieving an SDR-Type Estimator). *Fix k and suppose that [SP.k](#) holds with probability approaching one. If [FO.k](#) and, at each time $k' > k$, either [TM.k'](#) or [FO.k'](#), then $\hat{Q}_k \rightarrow Q_k$, i.e. $\left\| \hat{Q}_k - Q_k \right\| = o_P(1)$.*

In the remainder, we do not make any distinctions between SDR and SDR-type estimators.

Like [OR.k](#), [FO.k](#) requires correctly specifying a regression of dimension \bar{H}_k . Depending on how a procedure makes $\left\| D^k \right\|$ small, this regression may only require consistent specification of the functional form of Q_k , e.g. that Q_k belongs to some (possibly infinite-dimensional) smooth class. In [Remark 1](#), we sketch an argument showing that [FO.k](#) and [OR.k](#) are equivalent for the (S)DR unbiased transformation approach. This will not hold for our upcoming

TMLE extension, because that extension runs separate regressions to minimize each $\|D_{k'}^k\|$, $k' \geq k$. In practice this may not matter if these regressions are sufficiently flexible.

Remark 1. We now connect the (S)DR unbiased transformation approach to the first-order expansion (2) given in this section. We have the following algebraic identity for P almost all \bar{h}_k :

$$\mathbb{E} \left[\hat{\Gamma}_k \middle| A_k = 1, \bar{h}_k \right] - \hat{Q}_k(\bar{h}_k) = -D^k(\bar{h}_k).$$

Thus,

$$\left\| \mathbb{E} \left[\hat{\Gamma}_k \middle| A_k = 1, \bar{H}_k = \cdot \right] - \hat{Q}_k(\cdot) \right\| = o_P(1) \text{ if and only if } \|D^k\| = o_P(1).$$

Note that the objective of a regression of $\hat{\Gamma}_k[i]$ against $\bar{H}_k[i]$ among all individuals with $A_k[i] = 1$ is to ensure $\mathbb{E} \left[\hat{\Gamma}_k \middle| A_k = 1, \bar{H}_k = \cdot \right] \approx \hat{Q}_k(\cdot)$, where this approximation can be made precise by using “ \approx ” to mean closeness in $L^2(P)$ norm. One could alternatively ensure closeness with respect to a different criterion by choosing a loss function other than the squared-error loss. Often, though not always, closeness in one loss implies closeness in another loss (see Theorem 3 for a connection between the squared error and cross-entropy losses in our setting). \square

Remark 2. In (3), we applied Cauchy-Schwarz to show that each $\|\text{Rem}_{k'}^k\|$, $k' > k$, is big-oh of $\|\hat{\pi}_{k'} - \pi_{k'}\| \left\| \hat{Q}_{k'} - Q_{k'} \right\|$. One can also obtain the bound

$$\|\text{Rem}_{k'}^k\| \lesssim \mathbb{E} \left[\mathbb{E} \left[\left\{ \hat{Q}_{k'} - Q_{k'} \right\}^2 \middle| \bar{H}_k \right] \mathbb{E} \left[(\hat{\pi}_{k'} - \pi_{k'})^2 \middle| \bar{H}_k \right] \right]^{1/2}.$$

The left-hand side will converge if, for each \bar{h}_k , either $Q_{k'}$ or $\pi_{k'}$ is consistently estimated across all $\bar{h}_{k'}$ that have time- k history equal to \bar{h}_k . This is weaker than requiring that either $\pi_{k'}$ or $Q_{k'}$ is consistently estimated, since we only require that the union of \bar{h}_k values on which each of these quantities are consistently estimated is equal to the support of $\bar{H}_k \sim P$.

We will not use this bound in the remainder. \square

Remark 3. Let $\|f\|_\infty$ denote the P essential supremum norm and $\|\cdot\|_1$ denote the $L^1(P)$ norm. In this case, we have that

$$\sum_{k'=k+1}^K \|\text{Rem}_{k'}^k\|_\infty \lesssim \|\hat{\pi}_{k'} - \pi_{k'}\|_1 \left\| \hat{Q}_{k'}^k - Q_{k'} \right\|_\infty.$$

The above seems likely to be useful for constructing confidence bands for Q_k . In particular, the above suggests that, under some conditions, $\left\| \hat{Q}_k - Q_k \right\| \approx \|D^k\|$. Therefore, it generally suffices to develop a confidence band for $\|D^k\|$, which is a regression with the dimension of \bar{H}_k . If one uses the (S)DR unbiased transformation approach from Remark 1 and implements the time k regression using a kernel regression procedure, then one should be able to study a kernel-weighted empirical process to develop confidence bands. This will presumably give meaningful confidence bands when the dimension of \bar{H}_k is not too large, e.g. when $k = 1$ and there is a single or a small handful of baseline covariates of interest. We will examine this in detail in future works. \square

5 New Sequential Regression Procedure

We now present a novel, SDR procedure for estimating Q_{k^0} , $k^0 \geq 0$. We extend the univariate targeting step used in the procedure of [van der Laan and Gruber \(2012\)](#) to infinite-dimensional targeting steps towards estimating Q_{k^0} . We refer to this new procedure as iTMLE. The iTMLE is presented in Algorithm 3. For each k , we denote the estimate of Q_k that is targeted towards the outcome regressions at all outcome regressions k'' satisfying $k' \leq k'' \leq k-1$ by $\hat{Q}_k^{k'}$ (intuition on the targeting steps will be developed in what follows), and we let $\hat{Q}_k^* \equiv \hat{Q}_k^{k^0}$.

In this and the proceeding section, we abbreviate the following definitions from (1) for all k', k with $k' \geq k \geq k^0$: $D_{k'}^{k,*} \equiv D_{k'}^k(\hat{Q}_{k'+1}^*, \hat{Q}_{k'}^*)$ and $\text{Rem}_{k'}^{k,*} \equiv \text{Rem}_{k'}^k(\hat{Q}_{k'}^*)$. Recall that

$D_{k'}^{k,*}$ and $\text{Rem}_{k'}^{k,*}$ are functions mapping from the support of $\bar{H}_k \sim P$ to the real line, so that it makes sense to take $L^2(P)$ norms of these objects to quantify their magnitude.

Algorithm 3 iTMLE for Q_k

This function runs regressions using covariate \bar{H}_k for each $k \geq k^0$. These regressions may be k -dependent. In particular, they should be intercept-only logistic regressions if $k = 0$.

- 1: **procedure** SDR.Q(k^0)
- 2: Obtain estimates $\hat{\pi}_k$, $k = k^0 + 1, \dots, K$, via any desired technique.
- 3: Let $\hat{Q}_{K+1}^* \equiv L_{K+1}$
- 4: **for** $k' = K, \dots, k^0$ **do** ▷ Estimate $Q_{k'}$
- 5: Initialize $\hat{Q}_{k'}^{k'+1} \equiv 1/2$
- 6: **for** $k = k', k' - 1, \dots, k^0$ **do** ▷ Target estimate of $Q_{k'}$ towards Q_k .
- 7: For each function $\epsilon_{k'}^k : \bar{\mathcal{H}}_k \rightarrow \mathbb{R}$, define $\hat{Q}_{k'}^{k+1, \epsilon_{k'}^k}$ as

$$\bar{h}_k \mapsto \Psi \left\{ \Psi^{-1}[\hat{Q}_{k'}^{k+1}(\bar{h}_{k'})] + \epsilon_{k'}^k(\bar{h}_k) \right\}.$$

- 8: Using all observations $i = 1, \dots, n$, fit $\hat{\epsilon}_{k'}^k$ by running a regression using the cross-entropy loss and the logit link function with:

- Outcome: $\hat{Q}_{k'+1}^*$
- Offset: $\text{logit } \hat{Q}_{k'}^{k+1}$
- Predictor: \bar{H}_k
- Weight: $A_k \prod_{k'=k+1}^{k'} \frac{A_{k'}}{\hat{\pi}_{k'}}$

$$\hat{Q}_{k'}^k \equiv \hat{Q}_{k'}^{k+1, \hat{\epsilon}_{k'}^k}$$

- 10: Let $\hat{Q}_{k'}^* \equiv \hat{Q}_{k'}^{k^0}$ ▷ Targeted towards all Q_k , $k < k'$
 - 11: **return** $\hat{Q}_{k^0}^*$
-

We now analyze the procedure that targets the estimate of $Q_{k'}$ towards Q_k , $k' \geq k$. Define the data-dependent loss function

$$\mathcal{L}_{k'}^k(\bar{h}_{k'+1}; \epsilon_{k'}^k) = -a_k \left\{ \prod_{k''=k+1}^{k'} \frac{a_{k''}}{\hat{\pi}_{k''}} \right\} \left\{ \hat{Q}_{k'+1}^* \log \hat{Q}_{k'}^{k+1, \epsilon_{k'}^k} + [1 - \hat{Q}_{k'+1}^*] \log [1 - \hat{Q}_{k'}^{k+1, \epsilon_{k'}^k}] \right\},$$

where above we suppressed the dependence of $\hat{\pi}_{k''}$, $\hat{Q}_{k'+1}^k$, and $\hat{Q}_{k'}^{k+1, \epsilon_{k'}^k}$ on $\bar{h}_{k''}$, $\bar{h}_{k'+1}$, and $\bar{h}_{k'}$, respectively. It is not difficult to verify that $\mathbb{E}[\mathcal{L}_{k'}^k(\bar{H}_{k'+1}; \epsilon_{k'}^k)]$ is minimized at the

$\bar{\epsilon}_{k'}^k : \mathcal{H}_k \rightarrow \mathbb{R}$ satisfying

$$\mathbb{E} \left[\left\{ \prod_{k''=k+1}^{k'} \frac{A_{k''}}{\hat{\pi}_{k''}} \right\} \hat{Q}_{k'}^{k+1, \bar{\epsilon}_{k'}^k}(\bar{H}_{k'}) \middle| \bar{h}_k, A_k = 1 \right] = \mathbb{E} \left[\left\{ \prod_{k''=k+1}^{k'} \frac{A_{k''}}{\hat{\pi}_{k''}} \right\} \hat{Q}_{k'+1}^* \middle| \bar{h}_k, A_k = 1 \right], \quad (5)$$

where we note that a sufficient condition for this $\bar{\epsilon}_{k'}^k$ to exist is that $P\{\hat{Q}_{k'+1}^*(\bar{H}_{k'+1}) = 0\} < 1$ and $P\{\hat{Q}_{k'+1}^*(\bar{H}_{k'+1}) = 1\} < 1$, i.e. that $\hat{Q}_{k'+1}^*$ is not degenerate at zero or one. Define the conditional excess risk by

$$\mathcal{E}_{k'}^k(\bar{h}_k) \equiv \mathbb{E} [\mathcal{L}_{k'}^k(\bar{H}_{k'+1}; \hat{\epsilon}_{k'}^k) - \mathcal{L}_{k'}^k(\bar{H}_{k'+1}; \bar{\epsilon}_{k'}^k) | \bar{h}_k].$$

The excess risk is defined as the average conditional excess risk, i.e. $\mathbb{E}[\mathcal{E}_{k'}^k(\bar{H}_k)]$. The upcoming lemma bounds the term $\|D_{k'}^{k,*}\|$ from the upper bound in Lemma 1 by the excess risk of the procedure for estimating $\hat{\epsilon}_{k'}^k$ plus the deviation between the estimate of $Q_{k'}$ targeted towards estimating $Q_{k''}$, $k'' \geq k$, and the estimate of $Q_{k'}$ that is targeted towards estimating $Q_{k''}$, $k'' \geq k^0$. By the triangle inequality, controlling $\|D_{k'}^{k,*}\|$ for all $k' \geq k$ suffices to control $\|\sum_{k' \geq k} D_{k'}^{k,*}\|$ and, by Lemma 1, plays an important role in controlling $\|\hat{Q}_k^* - Q_k\|$.

Theorem 3 (Upper bounding $\|D_{k'}^{k,*}\|$ by an excess risk). *Fix k', k satisfying $k' \geq k \geq k^0$. If $P\{\hat{Q}_{k'+1}^* = 0\} < 1$, $P\{\hat{Q}_{k'+1}^* = 1\} < 1$, and [SP.k⁰](#) holds, then, with probability one over draws $\bar{H}_k \sim P$,*

$$D_{k'}^k(\hat{Q}_{k'+1}^*, \hat{Q}_{k'}^k)(\bar{H}_k)^2 \lesssim \mathcal{E}_{k'}^k(\bar{H}_k).$$

Furthermore,

$$\|D_{k'}^{k,*}\| \lesssim \mathbb{E} [\mathcal{E}_{k'}^k(\bar{H}_k)]^{1/2} + \|\hat{Q}_{k'}^* - \hat{Q}_{k'}^k\|.$$

The [proof of Theorem 3](#) is given in Appendix A. The above shows that $\|D_{k'}^{k,*}\|$ converges to zero in probability if the excess risk of $\hat{\epsilon}_{k'}^k$ for $\bar{\epsilon}_{k'}^k$ converges to zero in probability and all

targeting steps of the estimate of $Q_{k'}$ that occur after the estimate is successfully targeted towards Q_k (small excess risk) have little effect on the estimate. We will formally show that empirical risk minimizers satisfy this latter condition. Note also that, for $k = k^0$, i.e. for the final targeting step for the estimate of each $Q_{k'}$, $\hat{Q}_{k'}^* = Q_{k'}^{k^0}$ by definition so that the latter term above is zero. Thus, $\left\|D_{k'}^{k^0,*}\right\|^2$ converges to zero at least as quickly as does the excess risk $\mathbb{E}\left[\mathcal{E}_{k'}^{k^0}(\bar{H}_{k^0})\right]$.

6 Explicit guarantees for empirical risk minimizers

To establish concrete results about the iTMLE, it is easiest to analyze one particular class of estimators. Here we focus on estimators derived from empirical risk minimization (ERM; we also use ERM to denote “empirical risk minimizer”) (see, e.g., [van de Geer, 1990](#); [Vapnik, 1991](#); [Bartlett and Mendelson, 2006](#)). In our simulation, we run our simulation with several regression approaches to demonstrate its greater generality.

We first give a brief review of ERM. Again suppose $Z \equiv (X, Y) \sim \nu$ and that f_0 minimizes the risk corresponding to some loss \mathcal{L} . An ERM attempts to estimate f_0 by letting $\hat{f} = \operatorname{argmin}_{f \in \mathcal{F}} \nu_n \mathcal{L}(\cdot; f)$, where $\nu_n \mathcal{L}(\cdot; f)$ is the empirical mean of $\mathcal{L}(Z; f)$ from an i.i.d. sample of size n drawn from ν , and \mathcal{F} is some user-specified index set. While in practice this index set may depend on sample size, in this work we focus our analysis on a sample-size-independent \mathcal{F} . One could alternatively study a sieved estimator for which \mathcal{F} grows with sample size.

For ease of notation, we assume that, when estimating each Q_k , the same class \mathcal{F}^k is used to estimate both $\epsilon_{k'}^k$, $k' > k$, and also to estimate Q_k . We assume that \mathcal{F}^k contains the trivial function mapping each \bar{h}_k to zero. It is hard to imagine a useful class \mathcal{F}^k that would violate this condition. We assume that each $\hat{\epsilon}_{k'}^k$ is obtained via ERM, so that

$$\hat{\epsilon}_{k'}^k \in \operatorname{argmin}_{\epsilon_{k'}^k \in \mathcal{F}^k} P_n \mathcal{L}_{k'}^k(\cdot; \epsilon_{k'}^k).$$

For each k , use the following correct specification assumptions in this section.

CS. k) \mathcal{F}^k contains the data-dependent functions $\bar{\epsilon}_{k'}^k$ defined in (5), $k' \geq k$, with probability approaching one.

Remark 4 (Alternative to CS). If each $\hat{Q}_{k'}^*$, $k' > k$, has a (possibly misspecified) limit, then one can replace the condition that each $\bar{\epsilon}_{k'}^k$, which relies on the sample-dependent estimate $\hat{Q}_{k'}^*$, falls in \mathcal{F}^k with the condition that the limit of $\bar{\epsilon}_{k'}^k$, $k' \geq k$, falls in \mathcal{F}^k . This is useful because, when $\hat{Q}_{k'}^*$, $k' > k$, is consistent, the limit of $\bar{\epsilon}_{k'}^k$ is the constant function zero. Hence, for these k' our assumption that \mathcal{F}^k contain this trivial function suffices. For $k' = k$, replacing the above assumption by the assumption that the limit of $\bar{\epsilon}_{k'}^k \in \mathcal{F}^k$ is like assuming OR. k provided at least one of one of \hat{Q}_{k+1}^* or $\hat{\pi}_{k+1}$ is consistent. \square

For ease of analysis, we also rely on the following assumption on each \mathcal{F}^k .

BD) For each $k \geq k^0$, the elements in \mathcal{F}^k are uniformly bounded in some interval $[-c, c]$, $c < \infty$.

Remark 5 (Conditions on outcome regressions can be weakened). Combining the above with CS. k) shows that we are assuming that Q_k is bounded away from zero or one. More precisely, we are assuming that $\mathbb{E}[\hat{Q}_{k+1}^* | \bar{H}_k = \cdot, A_k = 1]$ is bounded away from zero or one, where, under our assumptions, this quantity is consistent for $Q_k(\cdot)$. This could be weakened to a moment condition on elements of \mathcal{F}^k . One could also extend our analysis to time-to-event data (see Appendix B) in which an observed event in the past implies that the regression function is strictly equal to one at all subsequent time points. \square

Each result also uses an empirical process condition to ensure that the class \mathcal{F}^k is not too large, and also that the estimates of the propensity scores are well-behaved with probability approaching one (van der Vaart and Wellner, 1996).

DC) For all $k \geq k^0$, \mathcal{F}^k is a Donsker class and $\hat{\pi}_k$ belongs to a fixed Donsker class \mathcal{D}_k with probability approaching one.

Remark 6. Under the weaker condition that \mathcal{F}^k is a Glivenko-Cantelli class and $\hat{\pi}_k$ belongs to a fixed Glivenko-Cantelli class \mathcal{D}_k with probability approaching one, one can obtain the same results as those that we will present in this section, with the only change being that each $o_P(n^{-1/4})$ term is replaced by an $o_P(1)$ term. \square

We have the following result.

Theorem 4 (ERMs achieve SDR estimation of Q_k). *If $k \geq k^0$ is such that [CS.k](#), [SP.k](#) holds with probability approaching one, [BD](#), and [DC](#), then, with probability approaching one,*

$$\left\| \hat{Q}_k^* - Q_k \right\| \lesssim \sum_{k' \geq k+1} \left\| \hat{Q}_{k'}^* - Q_{k'} \right\| \left\| \hat{\pi}_{k'} - \pi_{k'} \right\| + \sum_{k' \geq k} \left(\left\| \hat{Q}_{k'}^* - \hat{Q}_{k'}^k \right\| + \mathbb{E}[\mathcal{E}_{k'}^k(\bar{H}_k)]^{1/2} \right).$$

Furthermore,

$$\left\| \hat{Q}_k^* - Q_k \right\| \lesssim \sum_{k' \geq k+1} \left\| \hat{Q}_{k'}^* - Q_{k'} \right\| \left\| \hat{\pi}_{k'} - \pi_{k'} \right\| + o_P(n^{-1/4}).$$

Proof of Theorem 4. We start by using the bound in Lemma 1. Lemma A.1 in Appendix A.1 shows that each $\mathbb{E}[\mathcal{E}_{k'}^k(\bar{H}_k)] = o_P(n^{-1/2})$. Cauchy-Schwarz and the fact that [SP.k](#) holds with probability approaching one show that each $\|\text{Rem}_{k'}^k\|$ is upper bounded by a constant times $\left\| \hat{Q}_{k'}^* - Q_{k'} \right\| \left\| \hat{\pi}_{k'} - \pi_{k'} \right\|$ with probability approaching one. The upcoming Theorem 5 shows that [CS.k](#) and the other conditions of this theorem imply that targeting the estimates of each $Q_{k'}$ has little effect on the estimates, i.e. $\left\| \hat{Q}_{k'}^* - \hat{Q}_{k'}^k \right\| = o_P(n^{-1/4})$. \square

We now make explicit the sense in which the above establishes the SDR property of our estimator. Suppose that, for each $k > k^0$, at least one of [CS.k](#) and [TM.k](#), i.e. $\|\hat{\pi}_k - \pi_k\| = o_P(1)$, holds. A straightforward induction argument with inductive hypothesis “[CS.k](#) implies $\left\| \hat{Q}_k^* - Q_k \right\| = o_P(1)$ ” from $k = K, \dots, k^0$ then shows that $\left\| \hat{Q}_{k^0}^* - Q_{k^0} \right\| = o_P(1)$. Thus, our approach is SDR once we replace [OR.k](#) by the related, but somewhat more technical, condition [CS.k](#). If each $\|\hat{\pi}_k - \pi_k\|$ is $o_P(n^{-1/4})$, which is achievable if $\hat{\pi}_k$ is an ERM from

a correctly specified Donsker class, then the same induction argument holds, but now with the $o_P(1)$ replaced by $o_P(n^{-1/4})$ so that $\|\hat{Q}_{k^0}^* - Q_{k^0}\| = o_P(n^{-1/4})$.

We now present Theorem 5, which we used in the proof of Theorem 4 to show that, for $k' \geq k \geq k^0$, targeting the estimate of $Q_{k'}$ towards all $k'' = k - 1, k - 2, \dots, k^0$ has little effect if on the estimate if CS.k holds.

Theorem 5 (Conditions under which the targeting step has little effect). *Fix a $k \geq k^0$ for which CS.k holds and let $k' \geq k$. If SP.k⁰ holds with probability approaching one, BD, and DC, then $\|\hat{Q}_{k'}^* - \hat{Q}_{k'}^k\| = o_P(n^{-1/4})$.*

The proof of Theorem 5, which relies on an induction argument, is given in Appendix A.

Remark 7 (Improved rate quantification). Note that, under entropy integral bounds on the Donsker classes in DC, one could tighten our analysis to improve our understanding of the $o_P(n^{-1/4})$ rates above using local properties of the empirical process. For example, one could use local maximal inequalities for bracketing entropy (Lemma 3.4.2 in van der Vaart and Wellner, 1996) or for uniform entropy (van der Vaart and Wellner, 2011). Alternatively, one could work with local Rademacher complexities (Bartlett et al., 2005). We do not focus on these refinements in this work. \square

Remark 8 (Conjectured rate optimality when DR terms small). Suppose that CS.k and TM.k hold at every time point $k > k^0$ and that CS.k⁰ holds. Further suppose that $\|\hat{\pi}_k - \pi_k\| = o_P(n^{-1/4})$ for each $k > k^0$, which will be the case if each π_k is estimated using an ERM over a correctly specified Donsker class. In this case a simple induction argument shows that

$$\begin{aligned} \|\hat{Q}_{k^0}^* - Q_{k^0}\| &\lesssim \sum_{k \geq k^0} \mathbb{E}[\mathcal{E}_{k'}^k(\bar{H}_k)]^{1/2} + o_P(n^{-1/2}) \\ &\leq \sum_{k \geq k^0} \left\{ (P_n - P) \left[\mathcal{L}_k^{k^0}(\cdot; \bar{\epsilon}_k^{k^0}) - \mathcal{L}_k^{k^0}(\cdot; \hat{\epsilon}_k^{k^0}) \right] \right\}^{1/2} + o_P(n^{-1/2}). \end{aligned}$$

The first inequality holds whether or not [CS.k⁰](#) is true, but the second uses [CS.k⁰](#). In particular, the second inequality holds because each $\hat{\epsilon}_k^{k^0}$ is an ERM over \mathcal{F}^{k^0} and each $\bar{\epsilon}_k^{k^0} \in \mathcal{F}^{k^0}$ by [CS.k⁰](#). Even in a correctly specified parametric model, the leading term is only $O_P(n^{-1/2})$, so the leading sum above is always expected to dominate. As the rate of convergence of the empirical processes can be controlled by the size of the class \mathcal{F}^{k^0} , we see that $\|\hat{Q}_{k^0}^* - Q_{k^0}\|$ converges to zero at the rate dictated by size of the class \mathcal{F}^{k^0} , where the size of the class can, for example, be quantified using metric entropy ([van der Vaart and Wellner, 1996](#)).

Compare this to earlier sequential regression procedures, whose rate of convergence is typically dominated by the size of the largest \mathcal{F}^k , $k \geq k^0$. As \bar{H}_{k^0} is necessarily lower dimensional than \bar{H}_k , $k > k^0$, we would typically expect that \mathcal{F}^{k^0} has a smaller entropy integral than \mathcal{F}^k . Hence, we expect that traditional sequential regression procedures have rate dominated by the size of \mathcal{F}^K . It seems likely that this fact enables the construction of confidence sets for Q_{k^0} . We will examine this further in future works. \square

Remark 9 (Asymptotic linearity). A stronger result than that of Theorem 4 can be obtained if $k^0 = 0$ so that Q_{k^0} is a real number. Suppose that the conditions of Theorem 4 hold and there exists a function $\text{IF} : \bar{\mathcal{H}}_{K+1} \rightarrow \mathbb{R}$ such that $\left\| \text{IF} - \sum_{k=0}^K \hat{\text{IF}}_k^{\epsilon_k^0} \right\| = o_P(1)$, where each $\hat{\text{IF}}_k$ is defined pointwise by

$$\hat{\text{IF}}_k^{\epsilon_k^0}(\bar{h}_{k+1}) \equiv \left\{ \prod_{k'=1}^k \frac{a_{k'}}{\hat{\pi}_{k'}(\bar{h}_{k'})} \right\} \left\{ \hat{Q}_{k+1}^*(\bar{h}_{k+1}) - \hat{Q}_k^{1, \epsilon_k^0}(\bar{h}_k) \right\},$$

where $\hat{Q}_k^{1, \epsilon_k^0} = \hat{Q}_k^{k^0+1, \epsilon_k^{k^0}}$ is defined in Algorithm 3. In particular, the fact that, for each k , $\{\mathcal{L}_k^0(\cdot, \epsilon_k^0) : \epsilon_k^0 \in \mathcal{F}^0 = \mathbb{R}\}$ is a parametric class ensures that $0 = \frac{\partial}{\partial \epsilon_k^0} P_n \mathcal{L}_k^0(\cdot, \epsilon_k^0) \Big|_{\epsilon_k^0 = \bar{\epsilon}_k^0} = P_n \hat{\text{IF}}_k^{\bar{\epsilon}_k^0}$. Noting that $D_k^0 = -P \hat{\text{IF}}_k^{\bar{\epsilon}_k^0}$,

$$\sum_{k=0}^K D_k^0 = (P_n - P) \sum_{k=0}^K \hat{\text{IF}}_k^{\bar{\epsilon}_k^0} = (P_n - P) \text{IF} - (P_n - P) \left[\text{IF} - \sum_{k=0}^K \hat{\text{IF}}_k^{\bar{\epsilon}_k^0} \right].$$

By $\left\| \text{IF} - \sum_{k=0}^K \widehat{\text{IF}}_k^{\epsilon_k^0} \right\| = o_P(1)$, [DC](#), permanence properties of Donsker classes ([van der Vaart and Wellner, 1996](#)), [BD](#)), and [SP.k](#)), the latter term is $o_P(n^{-1/2})$. Thus, by Lemma 1,

$$\hat{Q}_0^* - Q_0 = (P_n - P) \text{IF} + \sum_{k=1}^K \text{Rem}_k^0 + o_P(n^{-1/2}),$$

and so \hat{Q}_0^* is an asymptotically linear estimator of Q_0 with influence function IF if the remainder term $\sum_{k=1}^K \text{Rem}_k^0$ is $o_P(n^{-1/2})$. If one has not used known values of each π_k or correctly specified a parametric model for each π_k , $k \geq 1$, then often this IF is the canonical gradient in the nonparametric model ([Pfanzagl, 1990](#)). \square

7 Simulation

7.1 Simulation methods

We conduct a simulation study that evaluates the finite sample behavior of the two SDR methods presented. All simulations report (i) the mean-squared error (MSE) for the outcome regression that conditions on baseline covariates only, i.e. Q_1 ; (ii) the bias and the coverage of a two-sided 95% confidence interval given by the various estimators for the marginal parameter Q_0 . As most existing methods are designed to focus on estimating Q_0 , they will not necessarily perform well for Q_1 .

We compare the performance of the following estimators: LTMLE, doubly robust unbiased transformation (DR Transform), and iTMLE. We also implement a naïve plug-in estimator (Direct Plugin), that lets $\hat{Q}_{K+1}(\bar{H}_{K+1}) \equiv L_{K+1}$, and recursively from $k = K, \dots, 0$, regresses $\hat{Q}_{k+1}[i]$ against $\bar{H}_k[i]$ among all individuals i with $A_k[i] = 1$. The naïve plug-in estimator yields estimates of Q_0 and Q_1 , though does not yield a confidence interval for Q_0 . Finally, for estimation of the marginal mean parameter Q_0 , we also evaluate the bias for the inverse probability weighted estimator (IPW). The performance of these estimators is evaluated under various model specification scenarios for the outcome regressions \hat{Q}_k and the

propensity scores $\hat{\pi}_k$, as described below. We do not evaluate the performance of the Bang & Robins (BR) estimator in its original form because LTMLE can be viewed as its robust extension. Some of the data generating distributions used in this simulation study would yield an inconsistent BR, thus not providing a fair comparison of this estimation approach. The performance of the estimators is evaluated over 1000 replicas of the observed data. All simulation and estimation is carried out in the R language (R Core Team, 2016) using the packages `simcausal` (Sofrygin et al.) and `stremr` (Sofrygin et al., 2016). The full R code for this simulation study is available in a github repository github.com/osoifr/SDRsimstudy.

Our simulation study consists of two scenarios. The data-generating distributions for Simulations 1 and 2 are described in detail in Appendix F. Here we give an overview of the simulation methods.

Simulation 1 is a proof of concept with a simple longitudinal structure and 3 time-point interventions, i.e., $K = 3$. For this simulation scenario, the estimates are evaluated from a sample of $n = 500$ i.i.d. units. The outcome regressions Q_k and propensity scores π_k are estimated using the main terms logistic regressions. The estimator of the outcome regression Q_1 is always correctly specified in all four of these scenarios. Each estimator is evaluated based on the following four regression specification scenarios of the remaining outcome regressions and propensity scores: *Qc.gc*, when all Q_k and π_k are based on correctly specified regressions; *Qi.gc*, all Q_k for $k > 1$ are incorrect, and π_k are correctly specified for all k ; *Qc.gi*, when Q_k are correctly specified for all k , while π_k are incorrect for all k ; *Qi.gi*, Q_k are incorrectly specified for $k > 1$ and g_k is incorrectly specified for all k .

The second simulation scenario (Simulation 2) is based on a longitudinal data structure with 5 time-points, i.e., $K = 5$. The estimates are evaluated from a simulated sample of 5,000 i.i.d. units. The types of regressions considered in this simulation include the four scenarios from Simulation 1 (*Qc.gc*, *Qi.gc*, *Qc.gi* and *Qi.gi*), except that the estimation of Q_k is based on non-parametric regression approaches (details below). We define the “correct” estimation scenario for Q_k (i.e., *Qc.gc* and *Qc.gi*) by including all the relevant time-varying

and baseline covariates, whereas the “incorrect” estimation scenario for Q_k means that we exclude some of the key time-varying or baseline covariates. We estimate each π_k via the main-terms logistic regression. The incorrect estimator $\hat{\pi}_k$ of π_k is then obtained by running an intercept-only logistic regression. We also consider an additional scenario (*QSDR.gSDR*), where Q_5 is incorrect, while Q_k are correct for all $k < 5$, and, conversely, π_5 is correct, while π_k are incorrect for all $k < 5$. This scenario mimics data for which the last outcome regression is a high-dimensional and biologically complex mechanism and is unlikely to be correctly specified, while the exposure mechanism at the last time-point is actually known.

For Simulation 2, the non-parametric estimation of Q_k is based on a discrete super-learner (van der Laan et al., 2007). The ensemble library of candidate learners includes 18 estimators from `xgboost` R package (Chen and Guestrin, 2016), which is a high-performance implementation of the gradient boosting machines (GBMs) (Friedman, 2001), as well as a main-terms logistic regression (GLM). The best performing model in the ensemble is selected via 5-fold cross-validation. We found that using the ensemble of highly data-adaptive `xgboost` learners for all Q_k , $k = 1, \dots, 5$, was prone to overfitting. To mitigate this overfitting we employ `xgboost`-based learners only for estimating Q_5 and Q_4 , and we use the logistic regression for estimating Q_3 , Q_2 and Q_1 .

In both simulation scenarios, the iTMLE targeting steps are based on super-learner ensembles that include 3 GBMs from `xgboost` R package, a main terms logistic regression, a univariate intercept-only logistic regression and an empty learner that does not update \hat{Q}_k . The targeted iTMLE update is then defined by the convex combination of predictions from each learner in the super-learner ensemble, where this combination is fitted using the novel cross-validation scheme presented in Appendix E.

The regression specification for DR Transform relies on exactly the same estimation approaches as described for Q_k in Simulation 1 and 2. However, since the transformed estimates $\hat{\Gamma}_k[i]$ often result in some values being outside of $(0, 1)$, the standard statistical R software, such as GLM, typically produces an error. To overcome this, we modified the R

package `xgboost` to produce valid regression estimates with DR transformed outcomes $\hat{\Gamma}_k[i]$, even if they happen to fall outside of $(0, 1)$. The source code and the installation instructions for our modified version of `xgboost` are available at github.com/osofr/xgboost.

7.2 Simulation results

The simulation results for the relative MSE estimation of Q_1 for Simulation 1 and 2 are presented in Figure 1. These results clearly demonstrate that, depending on the scenario, the iTMLE and DR Transform either outperform or perform comparably to Direct Plugin and LTMLE. The Simulation 1 and 2 results for the relative absolute bias in estimation of Q_0 are presented in Figure 2. While overall the performance the LTMLE, iTMLE, and DR Transform is similar across different scenarios, the notable exceptions are the scenario $Qi.gc$ in Simulation 1, where DR Transform appears to outperform other methods, the scenario $Qc.gi$ in Simulation 2, where DR Transform outperforms the rest, and the scenario $QSDR.gSDR$ in Simulation 2, where both SDR methods outperform the LTMLE. The simulation results for the coverage and mean length of the two-sided 95% CIs for Q_0 in Simulation 1 and 2 are presented in Figure 3. The confidence interval coverage and width appear to be comparable between the two SDR methods and the LTMLE. The only exception is for the $QSDR.gSDR$ scenario, where the LTMLE has roughly 10% coverage while the SDR approaches achieve nearly the nominal coverage level at roughly the same mean confidence interval width.

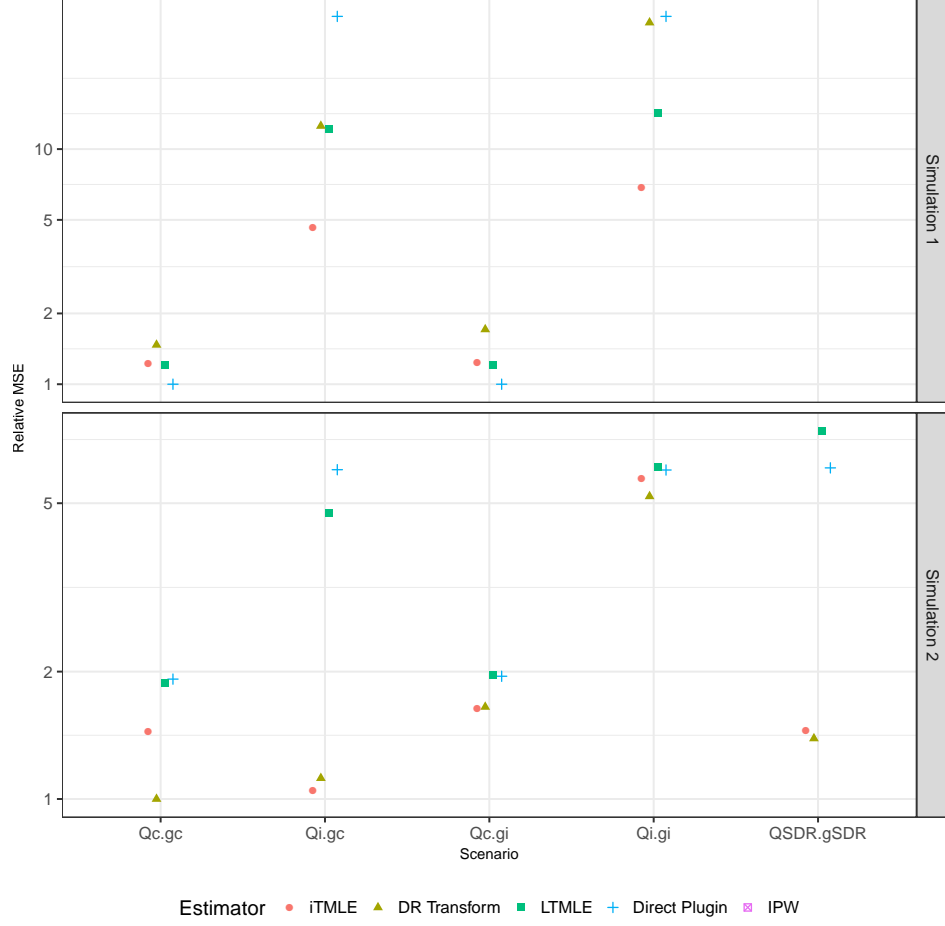


Figure 1: Relative MSE for \hat{Q}_1 for simulation scenario 1 (top panel) and simulation scenario 2 (bottom panel). Simulation 1 is based on longitudinal data with 3 time-points and $n=500$ observations. Simulation 2 is based on longitudinal data with 5 time-points and $n=5,000$ observations. The iTMLE and DR Transform typically outperform or perform comparably to both competitors.

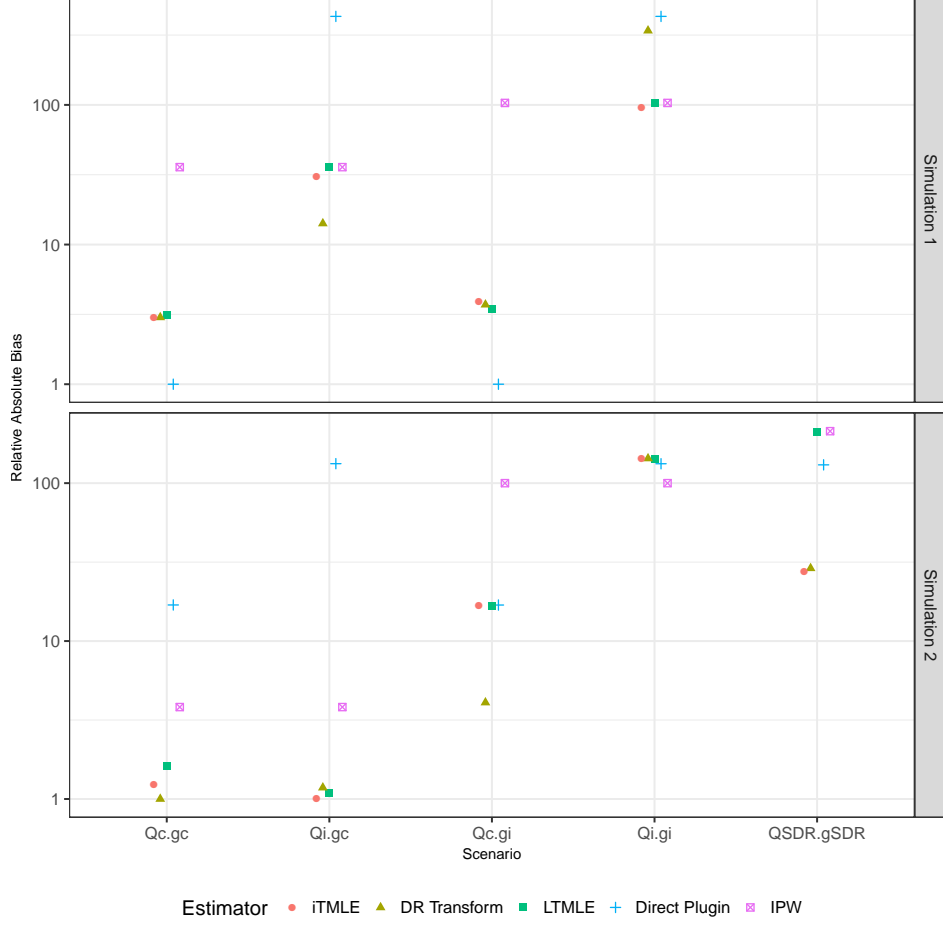


Figure 2: Relative absolute bias for \hat{Q}_0 for simulation scenario 1 (top panel) and simulation scenario 2 (bottom panel). Simulation 1 is based on longitudinal data with 3 time-points and $n=500$ observations. Simulation 2 is based on longitudinal data with 5 time-points and $n=5,000$ observations. The performance of LTMLE, iTMLE, and DR Transform is similar. The only exception for Simulation 1 is under $Qi.gc$, where DR Transform outperforms other methods. The only exceptions for Simulation 2 are for $Qc.gi$, where DR Transform outperforms other methods, and $QSDR.gSDR$, where both SDR methods outperform LTMLE.

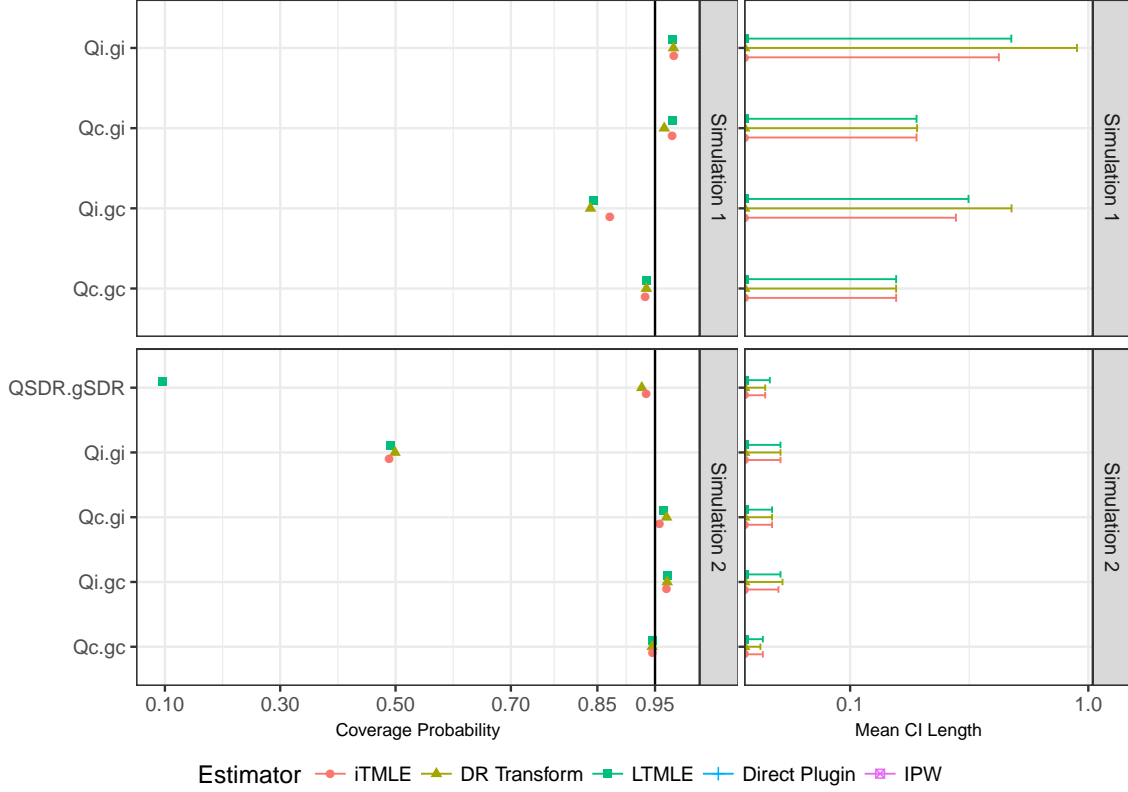


Figure 3: Coverage (left panels) and mean length (right panels) of the two-sided 95% CIs for Q_0 in simulation scenario 1 (top panels) and simulation scenario 2 (bottom panels). Confidence interval coverage and width appear to be comparable between the two SDR methods and the LTMLE. The only exception is for the $QSDR.gSDR$ scenario, where the LTMLE has roughly 10% coverage, whereas the SDR approaches nearly achieve the nominal coverage level.

8 Discussion

We have introduced a new form of robustness, which we term sequential double robustness. This form of robustness allows the misspecification of either the censoring mechanism or outcome regression functional form at each time point. We studied the extent to which existing estimators for univariate G-formula parameter do or do not satisfy this property. We then presented a general SDR estimation strategy (iTMLE), which represents an exten-

sion of existing targeted minimum loss-based estimation to the infinite-dimensional setting. The iTMLE is iterative, leveraging the SDR property from temporally subsequent outcome regressions to ensure the SDR property at the current outcome regression. We presented a high level argument supporting the SDR nature of a general iTMLE (Section 5), and formally established that a special case of our estimation scheme (based on empirical risk minimization) is SDR (Section 6). In practice we believe the ERM procedure is prone to overfitting, and so we suggest using the cross-validation selector presented in Appendix E. Beyond the added robustness property of our new estimator, we presented heuristic arguments for why the iTMLE more appropriately accounts for the dimension of the outcome regression problem than typical sequential regression procedures (Remark 8).

We made certain decisions in this manuscript to improve readability. We focused on an outcome that is bounded in $[0, 1]$, and as a consequence all regressions were run using a cross-entropy loss function. Like targeted minimum-loss based estimation, this method immediately extends beyond binary outcomes by choosing a different loss function. To expedite our analysis of the ERM special case, we also assumed that the outcome regressions were bounded away from zero or one in Section 6. This decision artificially disallows time-to-event outcomes (Appendix B).

We note that the assumptions needed for our TMLE extension to be SDR are stronger than those needed for the implementation of the (S)DR unbiased transformation given in Section 3 in that we require correct specification of the functional form of subsequent time point residuals, rather than just of the outcome regressions. This additional assumption appears plausible provided we use a flexible regression framework to estimate these quantities. We note that the the DR unbiased transformation approach requires using pseudo-outcomes that may fall well outside of the outcome range $[0, 1]$ if the number of time points is large or the treatment mechanism ever falls close to zero. As the bound on the outcome in a regression plays a major role on the practical performance of the procedure, we expect our method to outperform the DR unbiased transformation approach in these settings.

Our iTMLE can be used to naturally extend recent estimators that yield doubly robust inference for the G-formula if either the outcome regression or treatment mechanism is correctly specified (van der Laan, 2014; Benkeser et al., 2016). In particular, we will replace their univariate fluctuation submodels, fit with a logistic regression, by infinite-dimensional fluctuation submodels, fit via a data adaptive regression procedure. Rather than obtaining DR inference, we will obtain what we refer to as an SDR rate, i.e. a rate of convergence dictated by the entropy of the class used to estimate the outcome regression k if, for each $k' > k$, either the time k' outcome regression or treatment mechanism is correctly specified. The SDR rate property is stronger than what we have established for the estimator in this paper, which we have only shown to achieve the rate dictated by the time k outcome regression class if, at each subsequent time point, both the outcome regression and treatment mechanism are correctly specified. Benkeser et al. (2016) recently showed that a one-step estimator fails to obtain valid doubly robust inference in the single time point setting, and Benkeser (2015) showed a similar result in the longitudinal setting. In our setting, the analogue will be to show that the natural modification to the DR unbiased transformation method fails to obtain an SDR rate.

We expect our method to enable the construction of confidence sets and bands for time k outcome regressions that shrink at the rate dictated by the entropy of the class used to estimate outcome regression k , rather than at the rate dictated by the entropy of the largest class used to estimate the outcome regressions $k' \geq k$. We will explore this exciting development in a future work.

Acknowledgements

This work was partially supported by the National Institute of Allergy and Infectious Disease at the National Institutes of Health under award number UM1 AI068635. The content is solely the responsibility of the authors and does not necessarily represent the official views of the National Institutes of Health. Alex Luedtke gratefully acknowledges the support of the New Development Fund of the Fred Hutchinson Cancer

References

- H Bang and J M Robins. Doubly robust estimation in missing data and causal inference models. *Biometrics*, 61:962–972, 2005.
- P L Bartlett and S Mendelson. Empirical minimization. *Probability Theory and Related Fields*, 135(3): 311–334, 2006.
- P L Bartlett, O Bousquet, and S Mendelson. Local rademacher complexities. *The Annals of Statistics*, 33 (4):1497–1537, 2005.
- D Benkeser. *Data-adaptive Estimation in Longitudinal Data Structures with Applications in Vaccine Efficacy Trials*. PhD thesis, University of Washington, 2015.
- D Benkeser, M Carone, M J van der Laan, and P Gilbert. Doubly-Robust Nonparametric Inference on the Average Treatment Effect. Technical report, 326, Division of Biostatistics, University of California, Berkeley, 2016.
- J Buckley and I James. Linear regression with censored data. *Biometrika*, pages 429–436, 1979.
- T Chen and C Guestrin. XGBoost: A Scalable Tree Boosting System. In *KDD 2016*, 2016.
- J Fan and I Gijbels. *Local polynomial modelling and its applications: monographs on statistics and applied probability 66*, volume 66. CRC Press, 1996.
- J H Friedman. Greedy function approximation: a gradient boosting machine. *Annals of Statistics*, pages 1189—1232, 2001.
- S Keles, M van der Laan, and S Dudoit. Asymptotically optimal model selection method with right censored outcomes. *Bernoulli*, pages 1011–1037, 2004.
- E H Kennedy, Z Ma, M D McHugh, and D S Small. Non-parametric methods for doubly robust estimation of continuous treatment effects. *Journal of the Royal Statistical Society: Series B (Statistical Methodology)*, 2016.
- H Koul, V Susarla, and J van Ryzin. Regression analysis with randomly right censored data. *Ann Stat*, 9: 1276–1288, 1981.
- J Pearl. *Causality: Models, Reasoning and Inference*. Cambridge University Press, New York, 2nd edition, 2009.
- J Pfanzagl. *Estimation in semiparametric models*. Springer, Berlin Heidelberg New York, 1990.
- R Core Team. *R: A Language and Environment for Statistical Computing*. R Foundation for Statistical Computing, Vienna, Austria, 2016. URL <https://www.r-project.org/>.
- J M Robins. A new approach to causal inference in mortality studies with a sustained exposure period—application to control of the healthy worker survivor effect. *Mathematical Modelling*, 7(9):1393–1512, 1986.
- J M Robins. The analysis of randomized and non-randomized AIDS treatment trials using a new approach in causal inference in longitudinal studies. In L Sechrest, H Freeman, and A Mulley, editors, *Health Service Methodology: A Focus on AIDS*, pages 113–159. U.S. Public Health Service, National Center for Health Services Research, Washington D.C., 1989.

- J M Robins. Analytic methods for estimating HIV-treatment and cofactor effects. In *Methodological Issues in AIDS Behavioral Research*, pages 213–290. Springer, 1993.
- J M Robins. Correcting for noncompliance in randomized trials using structural nested mean models. *Commun Stat*, 23:2379–2412, 1994.
- J M Robins. Robust estimation in sequentially ignorable missing data and causal inference models. *Proceedings of the American Statistical Association Section on Bayesian Statistical Science*, pages 6–10, 1999.
- J M Robins, M A Hernan, and B Brumback. Marginal structural models and causal inference in epidemiology. *Epidemiology*, 11(5):550–560, 2000.
- A Rotnitzky, Q Lei, M Sued, and J Robins. Improved Double-Robust Estimation in missing data and causal inference models. *Biometrika*, 99(2):439–456, 2012.
- D Rubin and M J van der Laan. A doubly robust censoring unbiased transformation. *Int J Biostat*, 3(1): Article 4, 2007.
- D O Scharfstein, A Rotnitzky, and J M Robins. Adjusting for Nonignorable Drop-out Using Semiparametric Nonresponse Models, (with Discussion and Rejoinder). *Journal of the American Statistical Association*, 94(448):1096–1120 (1121–1146), 1999.
- S Seaman and A Copas. Doubly robust generalized estimating equations for longitudinal data. *Statistics in medicine*, 28(6):937–955, 2009.
- O Sofrygin, M J van der Laan, and R Neugebauer. `simcausal` {R} Package: Conducting Transparent and Reproducible Simulation Studies of Causal Effect Estimation with Complex Longitudinal Data. *Journal of Statistical Software*, In Press.
- O Sofrygin, M J van der Laan, and R Neugebauer. `{simcausal}`: *Simulating Longitudinal Data with Causal Inference Applications*, 2015. URL <http://cran.r-project.org/package=simcausal>.
- O Sofrygin, M J van der Laan, and R Neugebauer. `stremr`: *Streamlined Estimation of Survival for Static, Dynamic and Stochastic Treatment and Monitoring Regimes*, 2016. URL <https://github.com/osoifr/stremr>.
- A A Tsiatis, M Davidian, and W Cao. Improved doubly robust estimation when data are monotonely coarsened, with application to longitudinal studies with dropout. *Biometrics*, 67(2):536–545, 2011.
- S van de Geer. Estimating a regression function. *The Annals of Statistics*, pages 907–924, 1990.
- M J van der Laan. Targeted estimation of nuisance parameters to obtain valid statistical inference. *The international journal of biostatistics*, 10(1):29–57, 2014.
- M J van der Laan and S Dudoit. Unified cross-validation methodology for selection among estimators and a general cross-validated adaptive epsilon-net estimator: finite sample oracle inequalities and examples. Technical Report 130, Division of Biostatistics, University of California, Berkeley, 2003.
- M J van der Laan and S Gruber. Targeted minimum loss based estimation of causal effects of multiple time point interventions. *Int J Biostat*, 8(1):Article 9, 2012.
- M J van der Laan and S Gruber. One-Step Targeted Minimum Loss-based Estimation Based on Universal Least Favorable One-Dimensional Submodels. *The international journal of biostatistics*, 12(1):351–378, 2016.
- M J van der Laan and J M Robins. *Unified methods for censored longitudinal data and causality*. Springer, New York Berlin Heidelberg, 2003.

- M J van der Laan, S Dudoit, and S Keles. Asymptotic optimality of likelihood-based cross-validation. *Stat Appl Genet Mol*, 3(1):Article 4, 2004.
- M J van der Laan, S Dudoit, and A W van der Vaart. The Cross-Validated Adaptive Epsilon-Net Estimator. *Stat Decis*, 24(3):373–395, 2006.
- M J van der Laan, E Polley, and A Hubbard. Super Learner. *Stat Appl Genet Mol*, 6(1):Article 25, 2007. ISSN 1.
- A W van der Vaart. *Asymptotic statistics*. Cambridge University Press, New York, 1998.
- A W van der Vaart and J A Wellner. *Weak convergence and empirical processes*. Springer, Berlin Heidelberg New York, 1996.
- A W van der Vaart and J A Wellner. A local maximal inequality under uniform entropy. *Electronic Journal of Statistics*, 5(2011):192, 2011.
- S Vansteelandt, A Rotnitzky, and J Robins. Estimation of regression models for the mean of repeated outcomes under nonignorable nonmonotone nonresponse. *Biometrika*, 94(4):841, 2007.
- V Vapnik. Principles of risk minimization for learning theory. In *NIPS*, pages 831–838, 1991.

Appendix

A Proofs

Proof of Lemma 1. Note that

$$\hat{Q}_k^k(\bar{h}_k) - Q_k(\bar{h}_k) = -\mathbb{E} \left[\frac{A_k}{\pi_k} \left\{ \hat{Q}_{k+1} - \hat{Q}_k \right\} \middle| \bar{h}_k \right] + \mathbb{E} \left[\hat{Q}_{k+1} - Q_{k+1} \middle| \bar{h}_k, A_k = 1 \right].$$

The leading term is $D_k^k(\bar{h}_k)$. To see that the latter term equals $\sum_{k'=k+1}^K [D_{k'}^k(\bar{h}_k) + \text{Rem}_{k'}(\bar{h}_k)]$, recursively (from $k' = k$ to $k' = K - 1$) apply the following relationship to the inner expectation in the final term of

$$\begin{aligned} \mathbb{E} \left[\hat{Q}_{k'+1} - Q_{k'+1} \middle| \bar{h}_{k'}, a_{k'} \right] &= -\mathbb{E} \left[\frac{A_{k'+1}}{\hat{\pi}_{k'+1}} \left\{ \hat{Q}_{k'+2} - \hat{Q}_{k'+1} \right\} \middle| \bar{h}_{k'}, a_{k'} \right] \\ &\quad + \mathbb{E} \left[\left\{ 1 - \frac{\pi_{k'+1}}{\hat{\pi}_{k'+1}} \right\} \left\{ \hat{Q}_{k'+1} - Q_{k'+1} \right\} \middle| \bar{h}_{k'}, a_{k'} \right] \\ &\quad + \mathbb{E} \left[\frac{A_{k'+1}}{\hat{\pi}_{k'+1}} \mathbb{E} \left[\hat{Q}_{k'+2} - Q_{k'+2} \middle| \bar{H}_{k'+1}, A_{k'+1} \right] \middle| \bar{h}_{k'}, a_{k'} \right], \end{aligned}$$

where the recursion ends at $k' = K - 1$ because $\hat{Q}_{K+1} = Q_{K+1}$. □

Proof of Theorem 3. Fix \bar{h}_k . Define

$$G_{\bar{h}_k}(\varepsilon) \equiv \mathbb{E} \left[\mathcal{L}_{k'}^k(\bar{H}_{k'+1}; \bar{h}'_k \mapsto \varepsilon) \middle| \bar{h}_k \right].$$

Let $\dot{G}_{\bar{h}_k}(\varepsilon) \equiv \frac{\partial}{\partial \varepsilon} G_{\bar{h}_k}(\varepsilon)$. The chain rule shows that $\frac{\partial [\dot{G}_{\bar{h}_k}(\varepsilon)]^2}{\partial G_{\bar{h}_k}(\varepsilon)} = 2\ddot{G}_{\bar{h}_k}(\varepsilon)$, where $\ddot{G}_{\bar{h}_k}(\varepsilon) \equiv \frac{\partial}{\partial \varepsilon} \dot{G}_{\bar{h}_k}(\varepsilon)$. By the mean value theorem, there exists a c in the range of $2\ddot{G}_{\bar{h}_k}(\cdot)$ such that

$$\dot{G}_{\bar{h}_k}[\hat{\epsilon}_{k'}^k(\bar{h}_k)]^2 - \dot{G}_{\bar{h}_k}[\bar{\epsilon}_{k'}^k(\bar{h}_k)]^2 = c \{ G_{\bar{h}_k}[\hat{\epsilon}_{k'}^k(\bar{h}_k)] - G_{\bar{h}_k}[\bar{\epsilon}_{k'}^k(\bar{h}_k)] \}$$

As $\bar{\epsilon}_{k'}^k$ is the risk minimizer over all functions $\bar{\epsilon}_{k'}^k : \bar{\mathcal{H}}_k \rightarrow \mathbb{R}$, $\dot{G}_{\bar{h}_k}[\bar{\epsilon}_{k'}^k(\bar{h}_k)] = 0$. Straightforward calculations show that

$$2\ddot{G}_{\bar{h}_k}(\varepsilon) = 2a_k \left\{ \prod_{k''=k+1}^{k'} \frac{A_{k''}}{\hat{\pi}_{k''}} \right\} \hat{Q}_{k'}^{k+1, \bar{h}'_k \mapsto \varepsilon} (1 - \hat{Q}_{k'}^{k+1, \bar{h}'_k \mapsto \varepsilon}),$$

which is uniformly upper bounded by $\delta^{k'-k}/2$. Furthermore, because $\bar{\epsilon}_{k'}^k$ is a risk minimizer, $G_{\bar{h}_k}[\hat{\epsilon}_{k'}^k(\bar{h}_k)] - G_{\bar{h}_k}[\bar{\epsilon}_{k'}^k(\bar{h}_k)] \geq 0$. Further note that $\dot{G}_{\bar{h}_k}[\hat{\epsilon}_{k'}^k(\bar{h}_k)]^2 = \pi_k(\bar{h}_k)^2 D_{k'}^k(\hat{Q}_{k'+1}^*, \hat{Q}_{k'}^k)(\bar{h}_k)^2$, and also that $D_{k'}^k(\hat{Q}_{k'+1}^*, \hat{Q}_{k'}^k)(\bar{h}_k)^2 \lesssim D_{k'}^k(\hat{Q}_{k'+1}^*, \hat{Q}_{k'}^k)(\bar{h}_k)^2$. Hence, we have shown that

$$D_{k'}^k(\hat{Q}_{k'+1}^*, \hat{Q}_{k'}^k)(\bar{h}_k)^2 \lesssim \{ G_{\bar{h}_k}[\hat{\epsilon}_{k'}^k(\bar{h}_k)] - G_{\bar{h}_k}[\bar{\epsilon}_{k'}^k(\bar{h}_k)] \} = \mathcal{E}_{k'}^k(\bar{h}_k).$$

This yield the almost sure pointwise bound. Take an expectation over $\bar{H}_k \sim P$ on both sides, taking the square root, and applying the triangle inequality shows that

$$\begin{aligned} \left\| D_{k'}^{k,*} \right\| &\leq \left\| D_{k'}^k(\hat{Q}_{k'+1}^*, \hat{Q}_{k'}^k) \right\| + \left\| D_{k'}^k - D_{k'}^k(\hat{Q}_{k'+1}^*, \hat{Q}_{k'}^k) \right\| \\ &\lesssim \mathbb{E} [\mathcal{E}_{k'}^k(\bar{h}_k)]^{1/2} + \left\| D_{k'}^k - D_{k'}^k(\hat{Q}_{k'+1}^*, \hat{Q}_{k'}^k) \right\|. \end{aligned}$$

The positivity assumption shows that the latter term upper bounds by a positive constant

(relying on δ only) times $\left\| \hat{Q}_{k'}^* - \hat{Q}_{k'}^k \right\|$. \square

Lemma A.1 (Targeting $\hat{Q}_{k'}^{k+1}$ makes the excess risk small). *Fix k . Under the conditions of Theorem 4,*

$$\mathbb{E}[\mathcal{E}_{k'}^k(\bar{H}_k)] = o_P(n^{-1/2}) \text{ for each } k' \geq k.$$

Proof of Lemma A.1. We use empirical process notation so that, for a distribution ν and function f , $\nu f = \mathbb{E}_\nu[f(Z)]$. As $\hat{\epsilon}_{k'}^k$ is an empirical risk minimizer, (CS.k) implies that $P_n \mathcal{L}_{k'}^k(\cdot; \hat{\epsilon}_{k'}^k) \leq P_n \mathcal{L}_{k'}^k(\cdot; \bar{\epsilon}_{k'}^k)$. Hence,

$$\mathbb{E}[\mathcal{E}_{k'}^k(\bar{H}_k)] = P \left[\mathcal{L}_{k'}^k(\cdot; \hat{\epsilon}_{k'}^k) - \mathcal{L}_{k'}^k(\cdot; \bar{\epsilon}_{k'}^k) \right] \leq (P_n - P) \left[\mathcal{L}_{k'}^k(\cdot; \bar{\epsilon}_{k'}^k) - \mathcal{L}_{k'}^k(\cdot; \hat{\epsilon}_{k'}^k) \right].$$

The remainder of the proof shows that the right-hand side is $o_P(n^{-1/2})$. By (BD), (CS.k), and permanence properties of Donsker classes (e.g., Chapter 2.10 in van der Vaart and Wellner, 1996), the right-hand side is $O_P(n^{-1/2})$. Using the bounds on $\hat{Q}_{k'}^{k+1}$, $k' > k$, (BD), and (SP.k), standard arguments used to show that the cross-entropy loss is quadratic (see, e.g., Lemma 2 in van der Laan et al., 2004) show that

$$P \left[\left\{ \mathcal{L}_{k'}^k(\cdot; \hat{\epsilon}_{k'}^k) - \mathcal{L}_{k'}^k(\cdot; \bar{\epsilon}_{k'}^k) \right\}^2 \right] \lesssim P \left[\mathcal{L}_{k'}^k(\cdot; \hat{\epsilon}_{k'}^k) - \mathcal{L}_{k'}^k(\cdot; \bar{\epsilon}_{k'}^k) \right]. \quad (\text{A.1})$$

We have already shown that the left-hand side is $O_P(n^{-1/2})$. Combining this with (DC), permanence properties of Donsker classes, and the asymptotic equicontinuity of Donsker classes (e.g., Lemma 19.24 in van der Vaart, 1998), $(P_n - P) \left[\mathcal{L}_{k'}^k(\cdot; \bar{\epsilon}_{k'}^k) - \mathcal{L}_{k'}^k(\cdot; \hat{\epsilon}_{k'}^k) \right] = o_P(n^{-1/2})$. \square

Proof of Theorem 5. Let k, k' satisfy the conditions of the theorem. We give proof by induction on $k'' = k, k-1, \dots, k^0$. The inductive hypothesis at $k'' = k^0$ includes our desired result that $\left\| \hat{Q}_{k'}^* - \hat{Q}_{k'}^k \right\| = o_P(n^{-1/4})$.

Induction Hypothesis: $\text{IH}(k'')$. $\left\| \hat{Q}_{k'}^k - \hat{Q}_{k'}^{k''} \right\| = o_P(n^{-1/4})$ and $\mathbb{E}[\mathcal{E}_{k'}^{k''}(\bar{H}_{k''})] = o_P(n^{-1/2})$.

Base Case: $k'' = k$. $\|\hat{Q}_{k'}^k - \hat{Q}_{k'}^{k''}\| = 0$, so is $o_P(n^{-1/4})$ with much to spare. Lemma A.1 shows that CS.k plus the other conditions of this theorem imply that $\mathbb{E}[\mathcal{E}_{k'}^{k''}(\bar{H}_{k''])] = o_P(n^{-1/2})$.

Induction Step: Suppose $\text{IH}(k'' + 1)$ holds. By the triangle inequality,

$$\|\hat{Q}_{k'}^k - \hat{Q}_{k'}^{k''}\| \leq \|\hat{Q}_{k'}^k - \hat{Q}_{k'}^{k''+1}\| + \|\hat{Q}_{k'}^{k''+1} - \hat{Q}_{k'}^{k''}\|.$$

By $\text{IH}(k'' + 1)$, the leading term above is $o_P(n^{-1/4})$. In the remainder we establish that $\|\hat{Q}_{k'}^{k''+1} - \hat{Q}_{k'}^{k''}\| = o_P(n^{-1/4})$, and along the way we also establish that $\mathbb{E}[\mathcal{E}_{k'}^{k''}(\bar{H}_{k''])] = o_P(n^{-1/2})$. By the Lipschitz property of the expit function, $\|\hat{Q}_{k'}^{k''+1} - \hat{Q}_{k'}^{k''}\| \lesssim \|\hat{\epsilon}_{k'}^{k''}\|$, and thus it suffices to bound $\|\hat{\epsilon}_{k'}^{k''}\|$ to establish the first part of $\text{IH}(k'')$.

We start by giving a useful upper bound for $\|\epsilon - \bar{\epsilon}_{k'}^{k''}\|$ for a general function $\epsilon : \bar{\mathcal{H}}_{k''} \rightarrow \mathbb{R}$ that falls in $L^2(P)$. Because $\bar{\epsilon}_{k'}^{k''}$ is a risk minimizer over all functions mapping from $\bar{\mathcal{H}}_{k''}$ to \mathbb{R} , a $\bar{H}_{k''}$ -pointwise second-order Taylor expansion shows that, for some $\tilde{\epsilon} : \bar{\mathcal{H}}_{k''} \rightarrow \mathbb{R}$ that falls in between ϵ and $\bar{\epsilon}_{k'}^{k''}$,

$$\begin{aligned} & \mathbb{E} \left[\mathcal{L}_{k'}^{k''}(\bar{H}_{k'+1}; \epsilon) - \mathcal{L}_{k'}^{k''}(\bar{H}_{k'+1}; \bar{\epsilon}_{k'}^{k'') \right] \\ &= \mathbb{E} \left[\mathbb{E} \left[\mathcal{L}_{k'}^{k''}(\bar{H}_{k'+1}; \epsilon) - \mathcal{L}_{k'}^{k''}(\bar{H}_{k'+1}; \bar{\epsilon}_{k'}^{k'') \middle| \bar{H}_{k''} \right] \right] \\ &= \frac{1}{2} \mathbb{E} \left[\{ \epsilon(\bar{H}_{k'')}) - \bar{\epsilon}_{k'}^{k''}(\bar{H}_{k'')}) \}^2 \mathbb{E} \left[A_{k''} \left(\prod_{k'''=k''+1}^{k'} \frac{A_{k'''}}{\hat{\pi}_{k'''}} \right) \hat{Q}_{k'}^{k''+1, \tilde{\epsilon}}(1 - \hat{Q}_{k'}^{k''+1, \tilde{\epsilon}}) \middle| \bar{H}_{k''} \right] \right] \\ &\geq c \|\epsilon - \bar{\epsilon}_{k'}^{k''}\|^2 \end{aligned}$$

for an appropriately specified constant $c > 0$, where we used BD. The triangle inequality and two applications of the preceding display (at $\epsilon = 0$ and $\epsilon = \hat{\epsilon}_{k'}^{k''}$) show that

$$\|\hat{\epsilon}_{k'}^{k''}\| \leq \|\bar{\epsilon}_{k'}^{k''}\| + \|\hat{\epsilon}_{k'}^{k''} - \bar{\epsilon}_{k'}^{k''}\| \lesssim \mathbb{E} \left[\mathcal{L}_{k'}^{k''}(\bar{H}_{k'+1}; 0) - \mathcal{L}_{k'}^{k''}(\bar{H}_{k'+1}; \bar{\epsilon}_{k'}^{k'') \right]^{1/2} + \mathbb{E}[\mathcal{E}_{k'}^{k''}(\bar{H}_{k''])]^{1/2}.$$

The square of the latter term upper bounds as follows:

$$\begin{aligned}
\mathbb{E}[\mathcal{E}_{k'}^{k''}(\bar{H}_{k''})] &= P \left[\mathcal{L}_{k'}^{k''}(\cdot; \hat{\epsilon}_{k'}^{k''}) - \mathcal{L}_{k'}^{k''}(\cdot; 0) \right] + P \left[\mathcal{L}_{k'}^{k''}(\cdot; 0) - \mathcal{L}_{k'}^{k''}(\cdot; \bar{\epsilon}_{k'}^{k''}) \right] \\
&\leq P \left[\mathcal{L}_{k'}^{k''}(\cdot; \hat{\epsilon}_{k'}^{k''}) - \mathcal{L}_{k'}^{k''}(\cdot; 0) \right] - (P_n - P) \left[\mathcal{L}_{k'}^{k''}(\cdot; 0) - \mathcal{L}_{k'}^{k''}(\cdot; \bar{\epsilon}_{k'}^{k''}) \right] \\
&= P \left[\mathcal{L}_{k'}^{k''}(\cdot; \hat{\epsilon}_{k'}^{k''}) - \mathcal{L}_{k'}^{k''}(\cdot; 0) \right] + \left| (P_n - P) \left[\mathcal{L}_{k'}^{k''}(\cdot; 0) - \mathcal{L}_{k'}^{k''}(\cdot; \bar{\epsilon}_{k'}^{k''}) \right] \right|, \quad (\text{A.2})
\end{aligned}$$

where the inequality uses that the constant function zero is in $\mathcal{F}^{k''}$ and the latter equality uses that $\bar{\epsilon}_{k'}^{k''}$ is the true risk minimizer and $\hat{\epsilon}_{k'}^{k''}$ is the empirical risk minimizer. The subadditivity of $x \mapsto x^{1/2}$ thus yields that

$$\left\| \hat{\epsilon}_{k'}^{k''} \right\| \lesssim \mathbb{E} \left[\mathcal{L}_{k'}^{k''}(\bar{H}_{k'+1}; 0) - \mathcal{L}_{k'}^{k''}(\bar{H}_{k'+1}; \bar{\epsilon}_{k'}^{k''}) \right]^{1/2} + \left| (P_n - P) \left[\mathcal{L}_{k'}^{k''}(\cdot; 0) - \mathcal{L}_{k'}^{k''}(\cdot; \bar{\epsilon}_{k'}^{k''}) \right] \right|^{1/2}.$$

The square of the first term above upper bounds as follows:

$$\begin{aligned}
&\mathbb{E} \left[\mathcal{L}_{k'}^{k''}(\bar{H}_{k'+1}; 0) - \mathcal{L}_{k'}^{k''}(\bar{H}_{k'+1}; \bar{\epsilon}_{k'}^{k''}) \right] \\
&= \mathbb{E} \left[\frac{A_{k''}}{\hat{\pi}_{k''+1}} \mathbb{E} \left[\mathcal{L}_{k'}^{k''+1}(\bar{H}_{k'+1}; \hat{\epsilon}_{k'}^{k''+1}) - \mathcal{L}_{k'}^{k''+1}(\bar{H}_{k'+1}; \hat{\epsilon}_{k'}^{k''+1} + \bar{\epsilon}_{k'}^{k''}) \middle| \bar{H}_{k''+1} \right] \right] \\
&\lesssim \mathbb{E} \left[\frac{A_{k''}}{\hat{\pi}_{k''+1}} \mathbb{E} \left[\mathcal{L}_{k'}^{k''+1}(\bar{H}_{k'+1}; \hat{\epsilon}_{k'}^{k''+1}) - \mathcal{L}_{k'}^{k''+1}(\bar{H}_{k'+1}; \bar{\epsilon}_{k'}^{k''+1}) \middle| \bar{H}_{k''+1} \right] \right] \\
&\lesssim \mathbb{E}[\mathcal{E}_{k'}^{k''+1}(\bar{H}_{k''})]. \quad (\text{A.3})
\end{aligned}$$

The equality is an algebraic identity, the first inequality uses that $\bar{\epsilon}_{k'}^{k''+1}$ is the risk minimizer among all functions mapping from $\bar{\mathcal{H}}_{k''+1} \rightarrow \mathbb{R}$, and the second inequality uses [SP.k⁰](#). By $\text{IH}(k'' + 1)$, the right-hand side is $o_P(n^{-1/2})$. Returning to the preceding display,

$$\left\| \hat{\epsilon}_{k'}^{k''} \right\| \lesssim \left| (P_n - P) \left[\mathcal{L}_{k'}^{k''}(\cdot; 0) - \mathcal{L}_{k'}^{k''}(\cdot; \bar{\epsilon}_{k'}^{k''}) \right] \right|^{1/2} + o_P(n^{-1/4}).$$

By [DC](#), [BD](#), [SP.k⁰](#), and Lemma 19.24 of [van der Vaart \(1998\)](#), the former term on the right

satisfies

$$(P_n - P) [\mathcal{L}_{k''}^k(\cdot; \hat{\epsilon}_{k''}^k) - \mathcal{L}_{k''}^k(\cdot; 0)] = \begin{cases} o_P(n^{-1/2}), & \text{if } \|\hat{\epsilon}_{k''}^{k''}\| = o_P(1), \\ O_P(n^{-1/2}), & \text{otherwise.} \end{cases} \quad (\text{A.4})$$

A first application of the above result shows that $\|\hat{\epsilon}_{k''}^{k''}\| = O_P(n^{-1/4})$. A second application shows that $\|\hat{\epsilon}_{k'}^{k''}\| = o_P(n^{-1/4})$. Recall that $\|\hat{Q}_{k'}^{k''+1} - \hat{Q}_{k'}^{k''}\| \lesssim \|\hat{\epsilon}_{k'}^{k''}\|$, thereby establishing the first part of $\text{IH}(k'')$. For the second part of $\text{IH}(k'')$, note that it suffices to bound the two terms on the right-hand side of (A.2). The first term is controlled using that the right-hand side of (A.3) is $o_P(n^{-1/2})$ under $\text{IH}(k'' + 1)$. The second term is $o_P(n^{-1/2})$ by the above since $\|\hat{\epsilon}_{k'}^{k''}\| = o_P(n^{-1/4})$. Hence, we have established the second part of $\text{IH}(k'')$, namely that $\mathbb{E}[\mathcal{E}_{k'}^{k''}(\bar{H}_{k'')}] = o_P(n^{-1/2})$. \square

B Right-censored data structures and time-to-event outcomes

Remark 10 (Right-censored data structures). General discretely right-censored data structures can be expressed using our notation. In what follows we mimic the introduction to discretely right-censored data structures given in [Bang and Robins \(2005\)](#). For each k , let $\bar{L}_k \equiv (L_1, \dots, L_k)$. Let C be a discrete censoring time taking value in $1, \dots, K + 1$. The observation is censored after time C , so that we observe (C, \bar{L}_C) . Under the missing at random assumption, $P(C = k | C \geq k, \bar{L}_{K+1}) = P(C = k | C \geq k, \bar{L}_k)$. If one wishes to estimate $\mathbb{E}[L_{K+1} | \bar{L}_k]$ for some $k \leq K$, then one can use that, under the missing at random assumption, this estimand is equal to $\tilde{Q}_k(\bar{L}_k)$, where $\tilde{Q}_{k'}$, $k' \geq k$, is recursively defined as $\tilde{Q}_{K+1}(\bar{L}_{K+1}) \equiv \bar{L}_{K+1}$, and $\tilde{Q}_{k'}(\bar{L}_{k'}) \equiv \mathbb{E}[\tilde{Q}_{k'+1}(\bar{L}_{k'+1}) | C > k', \bar{L}_{k'}]$. To see the equivalence with our data structure, let $A_k \equiv \mathbb{1}_{\{C > k\}}$. Then $\mathbb{E}[L_{K+1} | \bar{\ell}_k] = \hat{Q}_k(\bar{h}_k)$, where \bar{h}_k is the history vector with time $k' \leq k$ covariates $\ell_{k'}$ and time $k' < k$ treatment $A_{k'} = 1$. \square

Remark 11 (Time-to-event outcomes). Let C be a censoring time taking values in $1, \dots, K, +\infty$, let T be a survival time taking values in $1, \dots, K+1, +\infty$, and $\bar{L}_T \equiv (L_1, \dots, L_T)$ denote a vector of covariates up to the survival time, where each L_k , $k \leq K$, contains an indicator that $T \leq k$ and $L_{K+1} = \mathbb{1}_{\{T \leq K+1\}}$. We wish to estimate $P(T \leq K+1 | \bar{\ell}_k)$. One way to express the observed data structure is to write (Y, Δ, \bar{L}_Y) , where $Y \equiv \min\{T, C\}$ and $\Delta \equiv \mathbb{1}_{\{T \leq C\}}$. Alternatively, the observed data structure can be expressed using our \bar{H}_{K+1} notation, where each $A_k \equiv \mathbb{1}_{\{Y > k\} \cup \{\Delta = 1\}}$. Under the sequential randomization assumption that $P(C = k | C \geq k, T > k, \bar{L}_T) = P(C = k | C \geq k, T > k, \bar{L}_k)$ with probability one, one can show that $P(T \leq K+1 | \bar{\ell}_k)$ is equal to $Q_k(\bar{h}_k)$, where each $a_{k'}$, $k' < k$, in \bar{h}_k is equal to one. Working with time-to-event data requires one additional consideration compared to the longitudinal treatment setting that we consider in the main text. In particular, once the indicator that $T \leq k$ in \bar{L}_k is equal to one, it is automatically true that $L_{K+1} = 1$. Thus, one should deterministically set estimates of $Q_k(\bar{L}_k)$ equal to one for all such \bar{L}_k . \square

C Sequential double robustness and 2^K robustness

Sequential double robustness is a special case of the general notion of 2^K robustness as introduced in Section 4.1 of [Vansteelandt et al. \(2007\)](#). Nevertheless, as we discuss below, the form of 2^K robustness considered in that work is very different from the one we have considered. We refer to our form of robustness as sequential double robustness because we believe it emphasizes the fact that the robustness in question applies at each specific time point in the longitudinal structure.

[Vansteelandt et al. \(2007\)](#) constructed a 2^K multiply robust estimator of the vector of marginal means over K time points in a different context. In particular, they considered a setting where one observes repeated measures, with an outcome at each time point, but the missingness pattern is nonmonotone and there is always a positive probability of a participant being observed again after having missed a visit. Because participants always

have a nonzero chance of returning, the mean of the (potentially missing) outcome at time k can be estimated using a single augmented inverse-probability weighted estimator – see the representation of the time point specific mean outcome parameter in their Theorem 1. To estimate the dimension- K vector of mean outcomes at all time points, they use K parallel doubly robust estimators, one for each time point, where by “parallel” we mean that the fit of the estimator at one time point has no impact on the fit of the estimator at another time point. Since the assumptions used for each of these K doubly robust estimators are variation independent, this yields 2^K ways to correctly estimate the vector of interest. Nevertheless, the resulting estimator of the mean outcome at the final time point is only doubly robust rather than 2^K robust. In the setting of [Vansteelandt et al. \(2007\)](#), where the missingness pattern is nonmonotone and there is always a possibility of a subject returning to the trial, their estimator may be preferred to ours because it only requires consistent estimation of a final time point propensity score or final time outcome regression. In particular, it does not require estimation of any of the other time point propensity scores or outcome regressions. Note, however, that this estimator cannot be evaluated when dropout is monotone.

If one views our context as a monotone missing data problem (Remark 10 in Appendix B), then there is probability zero of observing an individual after their first time of censoring. This forces us to use a more intricate identifiability result for the outcome regressions than that used by [Vansteelandt et al. \(2007\)](#), including the marginal parameter Q_0 . To the best of our knowledge, this new form of robustness for the sequential G-formula is novel: we are not aware of another work that has described, let alone exhibited estimators proven to achieve, this property.

D Variation-independent formulation of sequential double robustness

We now present a variation independent formulation of sequential double robustness and establish its achievability. This formulation is more restrictive than that given in Definition 3, but makes clear that there are scenarios in which one could correctly specify [OR. \$k'\$](#) but not [OR. \$k\$](#) , $k' > k$. For each $k \geq 1$, let P_k denote the distribution of L_{k+1} conditional on $A_k = 1, \bar{H}_k$ that is implied by P . Consider an estimation procedure that estimates each P_k separately, where we note that these P_k are variation independent, both of one another and of the treatment mechanisms, in the sense that knowing P_k places no restriction on the set of possible realizations of $P_{k'}, k' \neq k$, or of $\pi_{k'}, k'$ arbitrary. Thus, so our procedure can estimate all of these conditional distributions *a priori*. Define the following alternative to [OR. \$k\$](#) :

FD. k) The distribution P_k is correctly specified by the estimation procedure, or at least arbitrarily well approximated asymptotically.

Above “FD” refers to correct specification of a component of the Full Data distribution. Consider an alternative definition of sequential double robustness that replaces [OR. \$k\$](#) and [OR. \$k'\$](#) in Definition 3 by [FD. \$k\$](#) and [FD. \$k'\$](#) . First note that, by recursive applications of this definition, from $k = K, \dots, 0$, we see that a procedure satisfying this alternative SDR definition implicitly correctly specifies the functional form of the time k outcome regression (i.e., satisfies [OR. \$k\$](#)) at each time point for which [FD. \$k\$](#) holds and, for each $k' > k$, either [FD. \$k\$](#) or [TM. \$k\$](#) holds. Secondly, an estimator achieving this alternative SDR property is achievable using the (S)DR unbiased transformation presented in Section 3, where the regressions are fitted via kernel regression. Here we used the fact that kernel regression represents a kernel density estimation based plug-in estimator for the regression function. The downside to this procedure is that it requires correctly estimating possibly high-dimensional conditional densities. We therefore prefer an alternative approach that allows us to incorporate modern

regression techniques – see Section 5. Nonetheless, the variation independence of the procedure discussed in this appendix: $\text{FD}.k$ holding does not logically imply that $\text{FD}.k'$ holds for $k \neq k'$, just as $\text{TM}.k$ does not logically imply that $\text{TM}.k'$ holds for $k \neq k'$.

E Mitigating overfitting via cross-validation

In this section, we describe a variant of V -fold cross-validation that can be used to estimate each Q_k . Let $\mathcal{S}^1, \dots, \mathcal{S}^V$ be mutually exclusive and exhaustive subsets of $\{1, \dots, n\}$ of approximately equal size, determined independently of the observations $\bar{H}_{K+1}[1], \dots, \bar{H}_{K+1}[n]$. The set \mathcal{S}^v is referred to as validation set v , and its complement is referred to as training set v . For each i , let $v[i]$ denote the validation set $\mathcal{S}^{v[i]}$ to which i belongs, i.e. the validation set for observation i .

Suppose we wish to estimate some parameter θ of an arbitrary distribution ν on $Z \equiv (X, Y)$, e.g. $\theta(x) = \mathbb{E}_\nu[Y|x]$. Suppose that we have M candidate regression algorithms for estimating θ . For each candidate algorithm m and subset indicator v , let $\hat{\theta}^{v,m}$ denote an estimate of θ by running algorithm m on observations in training set v . The cross-validation selector for m is defined as

$$\hat{m} = \min_m \sum_{i=1}^n \mathcal{L}(Z; \hat{\theta}^{v[i],m})$$

for some appropriately defined loss \mathcal{L} . If the loss function depends on nuisance parameters that must be estimated from the data, then one can replace this loss by a loss with the nuisance parameter estimates obtained from training set $v[i]$, up to the dependence of these parameters on their own cross-validation selectors of an algorithm m . We let $\hat{\theta}^{v[i]} \equiv \hat{\theta}^{v[i],\hat{m}}$. Note that $\hat{\theta}^{v[i]}$ depends on the data in $v[i]$ only through the selected \hat{m} and, if the loss function depends on nuisance parameters, then also through the cross-validation-selected candidate algorithms from these nuisance parameters. As we will show in a future work, the fact that $\hat{\theta}^{v[i]}$ only depends on validation set i through discrete quantities ensures that

our cross-validation scheme for estimating \hat{m} satisfies oracle inequalities analogous to those presented in [van der Laan and Dudoit \(2003\)](#).

While the above procedure is written as a discrete cross-validation selector, we note that the super-learner algorithm, which replaces the discrete choice of size M with all convex combinations of M algorithms, can be arbitrarily well approximated by forming an ϵ -net over the $M - 1$ simplex, where now each convex combination of these M algorithms is treated as a candidate ([van der Laan et al., 2006](#)).

F Simulated data-generating distributions

All simulations are carried out in R programming package using `simcausal` package ([Sofrygin et al., 2015](#)).

F.1 Simulation 1

The simulation is implemented by sampling longitudinal data over 3 time-points and $n = 500$ i.i.d. subjects. Briefly, this simulation represents a simple data structure with binary exposure that can be assigned separately at time-points $k = 1, \dots, 3$ and a binary outcome of interest Y_K evaluated at $K = 3$.

Recall from the main text that $\Psi(x) \equiv 1/(1 + e^{-x})$. The longitudinal structure on each subject was sampled according to the following structural equation model for time-point $t = 1$:

$$\begin{aligned} L_t &\sim \text{Normal}(0, 1) \\ A_t &\sim \text{Bernoulli}(\Psi\{L_t\}) \\ Y_t &= 0. \end{aligned}$$

Followed by time-point $t = 2$:

$$L_t \sim \text{Normal}(0, 1)$$

Algorithm 4 Cross-validated iTMLE for Q_k

Selects between M_k with covariate \bar{H}_k , $k \geq k^0$. When $k^0 = 0$, $M_{k^0} = 1$ and the only candidate regression is an intercept-only logistic regression.

- 1: **procedure** SDR.Q(k^0)
- 2: **for** $v=1, \dots, V$ **do** ▷ Estimate treatment mechanisms.
- 3: Using only observations in training set v , obtain estimates $\hat{\pi}_{k,v}$ of π_k , $k = k^0, \dots, K$, via any desired technique.
- 4: Let $\hat{Q}_{K+1}^* \equiv L_{K+1}$
- 5: **for** $k' = K, \dots, k^0$ **do** ▷ Estimate $Q_{k'}$
- 6: Initialize $\hat{Q}_{k'+1}^{k',v} \equiv 1/2$
- 7: **for** $k = k', k' - 1, \dots, k^0$ **do** ▷ Target estimate of $Q_{k'}$ towards Q_k .
- 8: **for** $v=1, \dots, V$ **do** ▷ Fit candidates on training set v .
- 9: For each function $\epsilon_{k'}^k : \bar{\mathcal{H}}_k \rightarrow \mathbb{R}$, define $\hat{Q}_{k'}^{k+1, \epsilon_{k'}^k, v}$ as

$$\bar{h}_k \mapsto \Psi \left\{ \Psi^{-1}[\hat{Q}_{k'}^{k+1, v}(\bar{h}_{k'})] + \epsilon_{k'}^k(\bar{h}_k) \right\}.$$

- 10: **for** $m=1, \dots, M$ **do** ▷ Fit the m^{th} candidate
- 11: Using observations i in training set v , fit $\hat{\epsilon}_{k'}^{k, v, m}$ by running candidate regression m using the cross-entropy loss and the logit link function with outcome $\hat{Q}_{k'+1}^{*, v}[i]$, offset logit $\hat{Q}_{k'}^{k+1, v}[i]$, predictor $\bar{H}_k[i]$, and weights $A_k[i] \prod_{k''=k+1}^{k'} \frac{A_{k''}[i]}{\hat{\pi}_{k'', v}[i]}$.
- 12: Define

$$\hat{m}_{k'}^k = \operatorname{argmin}_m \sum_{i=1}^n \mathcal{L}_{k'}^{k, v[i]}(\bar{H}_{k+1}[i]; \hat{\epsilon}_{k'}^{k, v[i], m}),$$

where $\mathcal{L}_{k'}^{k, v}(\bar{h}_{k'+1}; \epsilon)$ is defined as

$$- a_k \left\{ \prod_{k''=k+1}^{k'} \frac{a_{k''}}{\hat{\pi}_{k''}^v} \right\} \left\{ \hat{Q}_{k'+1}^{*, v} \log \hat{Q}_{k'}^{k+1, \epsilon, v} + [1 - \hat{Q}_{k'+1}^{*, v}] \log [1 - \hat{Q}_{k'}^{k+1, \epsilon, v}] \right\}$$

- 13: Let $\hat{Q}_{k'}^{k, v} \equiv \hat{Q}_{k'}^{k+1, \hat{\epsilon}_{k'}^{k, v, \hat{m}_{k'}^k}, v}$, $v = 1, \dots, V$
 - 14: Let $\hat{Q}_{k'}^{*, v} \equiv \hat{Q}_{k'}^{k^0, v}$, $v = 1, \dots, V$ ▷ Targeted towards all Q_k , $k < k'$
 - 15: Using observations $i = 1, \dots, n$, let $\hat{Q}_{k^0}^*$ be the output of candidate regression $\hat{m}_{k^0}^{k^0}$ run with outcome $\hat{Q}_{k^0+1}^{*, v[i]}[i]$, predictor $\bar{H}_{k^0}[i]$, no offset, and weights $A_{k^0}[i]$.
 - 16: **return** $\hat{Q}_{k^0}^*$
-

$$A_t \sim \text{Bernoulli}(\Psi\{L_t + A_{t-1}\})$$

$$Y_t = 0.$$

Followed by time-point $t = 3$:

$$L_t \sim \text{Normal}(L_{t-2}A_{t-1} + A_{t-2}L_{t-1} + L_{t-1}A_{t-1}, 1)$$

$$A_t \sim \text{Bernoulli}(\Psi\{L_t + A_{t-1}\})$$

$$Y_t = \text{Bernoulli}(\Psi\{L_{t-1}A_t + A_{t-1}L_t + L_tA_t\}).$$

F.2 Simulation 2

The simulation is implemented by sampling longitudinal data over 5 time-points and $n = 5,000$ i.i.d. subjects. The data-generating distribution for Simulation 2 is more complex and higher dimensional than that in Simulation 1. Briefly, for Simulation 2 we let $A_k = 1$ denote standard of care and $A_k = 0$ denote the experimental new treatment at time-point k (note: our coding is the reverse of the more standard way to denote $A_k = 1$ as the new treatment at k). The subject can switch from the standard of care at any time during the follow-up $k = 1, \dots, K$. However, once the subject switches he or she is forced to stay on the new treatment until the end of the follow-up. We assume that the outcome of interest, Y_K , is a binary indicator of the adverse event at the final follow-up time-point K . Furthermore, switching to the experimental treatment $A_k = 0$ at any k lowers the probability of the final adverse event at K . Finally, the probability of receiving the experimental treatment $A_k = 0$ increases once the subject's risk for experiencing the adverse end-of-the study event becomes high, where subject's risk at each k is being assessed conditionally on the fact that he or she will remain on the standard of care. Thus, an incorrectly specified regression of π_k in such a data-generating process would miss the informative switching to the experimental treatment, yielding a biased estimate of Q_0 for IPW-based estimator that requires consistent $\hat{\pi}_k$.

The longitudinal structure on each subject is sampled according to the following struc-

tural equation model at time-point $t = 1$:

$$\begin{aligned}
U_{L,t} &\sim \text{Normal}(0, 1) \\
W_t &\sim \text{Normal}(0, 1) \\
L_t &= |U_{L,t}| \\
Z_t &= L_t \\
A_t &\sim \text{Bernoulli}(\Psi\{L_t\}) \\
Y_t &= 0.
\end{aligned}$$

Followed by time-point $t = 2$:

$$\begin{aligned}
U_{L,t} &\sim \text{Normal}(0, 1) \\
L_t &= |U_{L,t}| \\
Z_t &= -2 + 0.5L_{t-1} + L_t \\
A_t &\sim \text{Bernoulli}(A_{t-1}\Psi\{1.7 - 2.0\mathbb{1}_{\{\Psi(Z_t) > 0.9\}}\}) \\
Y_t &\sim \text{Bernoulli}(\Psi\{-3 + 0.5L_{t-1}A_t + 0.5A_{t-1}L_t + 0.5L_tA_t\}).
\end{aligned}$$

Followed by time-point $t = 3$:

$$\begin{aligned}
U_{L,t} &\sim \text{Normal}(A_{t-2}L_{t-1} + L_{t-1}A_{t-1}, 1) \\
L_t &= |U_{L,t}| \\
Z_t &= -2 + 0.5L_{t-1} + L_t \\
A_t &\sim \text{Bernoulli}(A_{t-1}\Psi\{1.7 - 2.0\mathbb{1}_{\{\Psi(Z_t) > 0.85\}}\}) \\
Y_t &\sim \text{Bernoulli}(\Psi\{-3Y_{t-1} + 0.5L_{t-1}A_t + 0.5A_{t-1}L_t + 0.5L_tA_t\}).
\end{aligned}$$

Followed by time-point $t = 4$:

$$\begin{aligned}
U_{L,t} &\sim \text{Normal}(L_{t-2}A_{t-1} + A_{t-2}L_{t-1} + L_{t-1}A_{t-1}, 1) \\
L_t &= |U_{L,t}| \\
Z_t &= -2 + 0.5L_{t-1} + L_t \\
A_t &\sim \text{Bernoulli}(A_{t-1}\Psi\{1.7 - 2.0\mathbb{1}_{\{\Psi(Z_t) > 0.80\}}\}) \\
Y_t &\sim \text{Bernoulli}(\Psi\{-3Y_{t-1} + 0.5L_{t-1}A_t + 0.5A_{t-1}L_t + 0.5L_tA_t\}).
\end{aligned}$$

Finally, followed by time-point $t = 5$:

$$\begin{aligned}
U_{L,t} &\sim \text{Normal}(L_{t-3}A_{t-1} + A_{t-3}L_{t-1} + L_{t-1}A_{t-1}, 1) \\
L_t &= |U_{L,t}| \\
Z_t &= -1 + 0.25L_{t-1} + 0.5L_t - 0.1L_tL_{t-1} + 1.5W_0L_{t-1}
\end{aligned}$$

$$\begin{aligned}
A_t &\sim \text{Bernoulli} \left(A_{t-1} \Psi \{ 2 - 2.0 \mathbb{1}_{\{\Psi(Z_t) > 0.80\}} \} \right) \\
Y_t &\sim \text{Bernoulli} \left(\Psi \{ -Y_{t-1} + A_t + Z_t A_t + 0.20 A_{t-1} L_t \} \right).
\end{aligned}$$