

A Deep Learning Perspective on the Origin of Facial Expressions

Ran Breuer

rbreuer@cs.technion.ac.il

Ron Kimmel

ron@cs.technion.ac.il

Department of Computer Science

Technion - Israel Institute of Technology

Technion City, Haifa, Israel

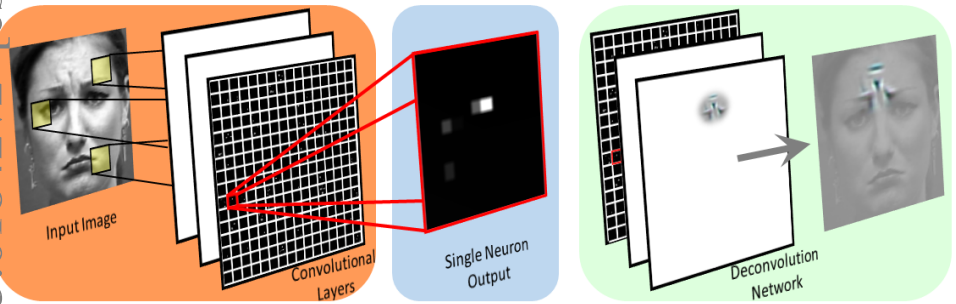


Figure 1: Demonstration of the filter visualization process.

Abstract

Facial expressions play a significant role in human communication and behavior. Psychologists have long studied the relationship between facial expressions and emotions. Paul Ekman *et al.* [1, 2], devised the Facial Action Coding System (FACS) to taxonomize human facial expressions and model their behavior. The ability to recognize facial expressions automatically, enables novel applications in fields like human-computer interaction, social gaming, and psychological research. There has been a tremendously active research in this field, with several recent papers utilizing convolutional neural networks (CNN) for feature extraction and inference. In this paper, we employ CNN understanding methods to study the relation between the features these computational networks are using, the FACS and Action Units (AU). We verify our findings on the Extended Cohn-Kanade (CK+), NovaEmotions and FER2013 datasets. We apply these models to various tasks and tests using transfer learning, including cross-dataset validation and cross-task performance. Finally, we exploit the nature of the FER based CNN models for the detection of micro-expressions and achieve state-of-the-art accuracy using a simple long-short-term-memory (LSTM) recurrent neural network (RNN).



Figure 2: Example of primary universal emotions. From left to right: disgust, fear, happiness, surprise, sadness, and anger.²

1 Introduction

Human communication consists of much more than verbal elements, words and sentences. Facial expressions (FE) play a significant role in inter-person interaction. They convey emotional state, truthfulness and add context to the verbal channel. Automatic FE recognition (AFER) is an interdisciplinary domain standing at the crossing of behavioral science, psychology, neurology, and artificial intelligence.

1.1 Facial Expression Analysis

The analysis of human emotions through facial expressions is a major part in psychological research. Darwin’s work in the late 1800’s [1] placed human facial expressions within an evolutionary context. Darwin suggested that facial expressions are the residual actions of more complete behavioral responses to environmental challenges. When in disgust, constricting the nostrils served to reduce inhalation of noxious or harmful substances. Widening of the eyes in surprise increased the visual field to better see an unexpected stimulus.

Inspired by Darwin’s evolutionary basis for expressions, Ekman *et al.* [2] introduced their seminal study about facial expressions. They identified seven primary, universal expressions where universality related to the fact that these expressions remain the same across different cultures [3]. Ekman labeled them by their corresponding emotional states, that is, *happiness, sadness, surprise, fear, disgust, anger, and contempt*, see Figure 2. Due to its simplicity and claim for universality, the primary emotions hypothesis has been extensively exploited in cognitive computing.

In order to further investigate emotions and their corresponding facial expressions, Ekman devised the *facial action coding system* (FACS) [4]. FACS is an anatomically based system for describing all observable facial movements for each emotion, see Figure 3. Using FACS as a methodological measuring system, one can describe any expression by the *action units* (AU) one activates and its activation intensity. Each action unit describes a cluster of facial muscles that act together to form a specific movement. According to Ekman, there are 44 facial AUs, describing actions such as “open mouth”, “squint eyes” etc., and 20 other AUs were added in a 2002 revision of the FACS manual [5], to account for head and eye movement.

²Images taken from [1] ©Jeffrey Cohn

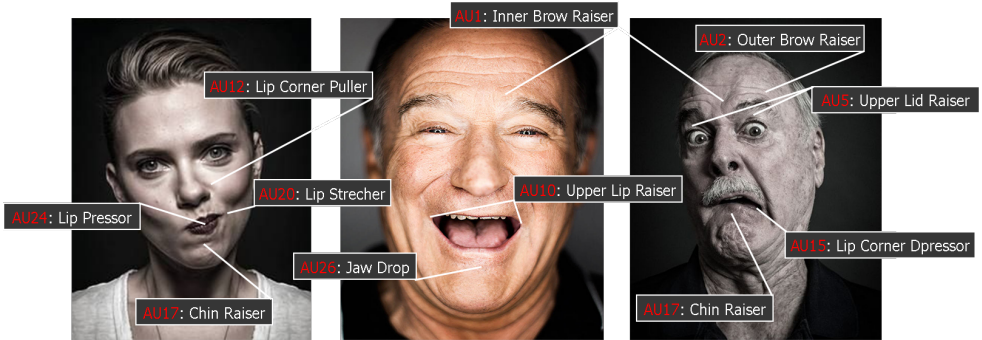


Figure 3: Expressive images and their active AU coding. This demonstrates the composition of describing one’s facial expression using a collection of FACS based descriptors.

1.2 Facial Expression Recognition and Analysis

The ability to automatically recognize facial expressions and infer the emotional state has a wide range of applications. These included emotionally and socially aware systems [14, 16, 51], improved gaming experience [2], driver drowsiness detection [52], and detecting pain in patients [53] as well as distress [23]. Recent papers have even integrated automatic analysis of viewers’ reaction for the effectiveness of advertisements [1, 2, 9].

Various methods have been used for *automatic facial expression recognition* (FER or AFER) tasks. Early papers used geometric representations, for example, vectors descriptors for the motion of the face [10], active contours for mouth and eye shape retrieval [6], and using 2D deformable mesh models [51]. Other used appearance representation based methods, such as Gabor filters [54], or local binary patterns (LBP) [43]. These feature extraction methods usually were combined with one of several regressors to translate these feature vectors to emotion classification or action unit detection. The most popular regressors used in this context were support vector machines (SVM) and random forests. For further reading on the methods used in FER, we refer the reader to [11, 39, 55, 58]

1.3 Understanding Convolutional Neural Networks

Over the last part of this past decade, *convolutional neural networks* (CNN) [53] and *deep belief networks* (DBN) have been used for feature extraction, classification and recognition tasks. These CNNs have achieved state-of-the-art results in various fields, including object recognition [52], face recognition [47], and scene understanding [60]. Leading challenges in FER [15, 49, 50] have also been led by methods using CNNs [2, 22, 25].

Convolutional neural networks, as first proposed by LeCun in 1998 [53], employ concepts of receptive fields and weight sharing. The number of trainable parameters is greatly reduced and the propagation of information through the layers of the network can be simply calculated by convolution. The input, like an image or a signal, is convolved through a filter collection (or map) in the *convolution layers* to produce a feature map. Each feature map detects the presence of a single feature at all possible input locations.

In the effort of improving CNN performance, researchers have developed methods of exploring and understanding the models learned by these methods. [45] demonstrated how

saliency maps can be obtained from a ConvNet by projecting back from the fully connected layers of the network. [23] showed visualizations that identify patches within a dataset that are responsible for strong activations at higher layers in the model.

Zeiler *et al.* [66, 67] describe using *deconvolutional networks* as a way to visualize a single unit in a feature map of a given CNN, trained on the same data. The main idea is to visualize the input pixels that cause a certain neuron, like a filter from a convolutional layer, to maximize its output. This process involves a *feed forward* step, where we stream the input through the network, while recording the consequent activations in the middle layers. Afterwards, one fixes the desired filter’s (or neuron) output, and sets all other elements to the neutral elements (usually 0). Then, one “back-propagates” through the network all the way to the input layer, where we would get a neutral image with only a few pixels set - those are the pixels responsible for max activation in the fixed neuron. Zeiler *et al.* found that while the first layers in the CNN model seemed to learn Gabor-like filters, the deeper layers were learning high level representations of the objects the network was trained to recognize. By finding the maximal activation for each neuron, and back-propagating through the deconvolution layers, one could actually view the locations that caused a specific neuron to react.

Further efforts to understand the features in the CNN model, were done by Springenberg *et al.* who devised *guided back-propagation* [46]. With some minor modifications to the deconvolutional network approach, they were able to produce more understandable outputs, which provided better insight into the model’s behavior. The ability to visualize filter maps in CNNs improved the capability of understanding what the network learns during the training stage.

The main contributions of this paper are as follows.

- We employ CNN visualization techniques to understand the model learned by current state-of-the-art methods in FER on various datasets. We provide a computational justification for Ekman’s FACS [17] as a leading model in the study of human facial expressions.
- We show the generalization capability of networks trained on emotion detection, both across datasets and across various FER related tasks.
- We discuss various applications of FACS based feature representation produced by CNN-based FER methods.

2 Experiments

Our goal is to explore the knowledge (or models) as learned by state-of-the-art methods for FER, similar to the works of [29]. We use CNN-based methods on various datasets to get a sense of a common model structure, and study the relation of these models to Ekman’s FACS [17]. To inspect the learned models ability to generalize, we use the method of *transfer learning* [54] to see how these models perform on other datasets. We also measure the models’ ability to perform on other FER related tasks, ones which they were not explicitly trained for.

In order to get a sense of the common properties of CNN-based state-of-the-art models in FER, we employ these methods on numerous datasets. Below are brief descriptions of datasets used in our experiments. See Figure 4 for examples.




Figure 4: Images from CK+ (top), NovaEmotions (middle) and FER2013 (bottom) datasets.

Extended Cohn-Kanade The *Extended Cohn-Kanade* dataset (CK+) [37], is comprised of video sequences describing the facial behavior of 210 adults. Participant ages range from 18 to 50. 69% are female, 91% Euro-American, 13% Afro-American, and 6% belong to other groups. The dataset is composed of 593 sequences from 123 subjects containing posed facial expressions. Another 107 sequences were added after the initial dataset was released. These sequences captured spontaneous expressions performed between formal sessions during the initial recordings, that is, non-posed facial expressions.

Data from the Cohn-Kanade dataset is labeled for emotional classes (of the 7 primary emotions by Ekman [20]) at peak frames. In addition, AU labeling was done by two certified FACS coders. Inter-coder agreement verification was performed for all released data.

NovaEmotions *NovaEmotions* [40, 48], aim to represent facial expressions and emotional state as captured in a non-controlled environment. The data is collected in a crowd-sourcing manner, where subjects were put in front of a gaming device, which captured their response to scenes and challenges in the game itself. The game, in time, reacted to the player’s response as well. This allowed collecting spontaneous expressions from a large pool of variations.

The NovaEmotions dataset consists of over 42,000 images taken from 40 different people. Majority of the participants were college students with ages ranges between 18 and 25. Data presents a variety of poses and illumination. In this paper we use cropped images containing only the face regions. Images were aligned such that eyes are presented on the same horizontal line across all images in the dataset. Each frame was annotated by multiple sources, both certified professionals as well as random individuals. A consensus was collected for the annotation of the frames, resulting in the final labeling.

FER 2013 The *FER 2013* challenge [24] was created using Google image search API with 184 emotion related keywords, like *blissful*, *enraged*. Keywords were combined with phrases for gender, age and ethnicity in order to obtain up to 600 different search queries. Image data was collected for the first 1000 images for each query. Collected images were passed through post-processing, that involved face region cropping and image alignment. Images were then grouped into the corresponding fine-grained emotion classes, rejecting wrongfully labeled frames and adjusting cropped regions. The resulting data contains nearly 36,000 images, divided into 8 classes (7 effective expressions and a neutral class), with each

emotion class containing a few thousand images (*disgust* being the exception with only 547 frames).

2.1 Network Architecture and Training

For all experiments described in this paper, we implemented a simple, classic *feed-forward convolutional neural network*. Each network is structured as follows. An input layer, receiving a gray-level or RGB image. The input is passed through 3 convolutional layer blocks, each block consists of a filter map layer, a non-linearity (or activation) and a max pooling layer. Our implementation is comprised of 3 convolutional blocks, each with a *rectified linear unit* (ReLU [12]) activation and a pooling layer with 2×2 pool size. The convolutional layers have filter maps with increasing filter (neuron) count the deeper the layer is, resulting in a 64, 128 and 256 filter map sizes, respectively. Each filter in our experiments supports 5×5 pixels.

The convolutional blocks are followed by a fully-connected layer with 512 hidden neurons. The hidden layer’s output is transferred to the output layer, which size is affected by the task in hand, 8 for emotion classification, and up to 50 for AU labeling. The output layer can vary in activation, for example, for classification tasks we prefer *softmax*.

To reduce over-fitting, we used *dropout* [13]. We apply the dropout after the last convolutional layer and between the fully-connected layers, with probabilities of 0.25 and 0.5 respectively. A dropout probability p means that each neuron’s output is set to 0 with probability p .

We trained our network using ADAM [14] optimizer with a learning rate of $1e - 3$ and a decay rate of $1e - 5$. To maximize generalization of the model, we use methods of data augmentation. We use combinations of random flips and affine transforms, e.g. rotation, translation, scaling, sheer, on the images to generate synthetic data and enlarge the training set. Our implementation is based on the Keras [8] library with *TensorFlow* [9] back-end. We use OpenCV [4] for all image operations.

3 Results and Analysis

We verify the performance of our networks on the datasets mentioned in 2 using a 10-fold cross validation technique. For comparison, we use the frameworks of [24, 34, 35, 43]. We analyze the networks’ ability to classify facial expression images into the 7 primary emotions or as a neutral pose. Accuracy is measured as the average score of the 10-fold cross validation. Our model performs at state-of-the-art level when compared to the leading methods in AFER, See Tables 1,2.

3.1 Visualizing the CNN Filters

After establishing a sound classification framework for emotions, we move to analyze the models that were learned by the suggested network. We employ Zeiler *et al.* and Springenberg’s [44, 56] methods for visualizing the filters trained by the proposed networks on the different emotion classification tasks, see Figure 1.

As shown by [56], the lower layers provide low level Gabor-like filters whereas the mid and higher layers, that are closer to the output, provide high level, human readable features.

Method	Accuracy
Gabor+SVM [32]	89.8%
LBPSVM [43]	95.1%
AUDN [35]	93.70%
BDBN [36]	96.7%
Ours	98.62 % \pm 0.11%

Table 1: Accuracy evaluation of emotion classification on the CK+ dataset.

Method	Accuracy
Human Accuracy	68% \pm 5%
RBM	71.162%
VGG CNN [44]	72.7%
ResNet CNN [26]	72.4%
Ours	72.1% \pm 0.5%

Table 2: Accuracy evaluation of emotion classification on the FER 2013 challenge. Methods and scores are documented in [24, 39].

By using the methods above, we visualize the features of the trained network. Feature visualization is shown in Figure 5 through input that maximized activation of the desired filter alongside the pixels that are responsible for the said response. From analyzing the trained models, one can notice great similarity between our networks’ feature maps and specific facial regions and motions. Further investigation shows that these regions and motions have significant correlation to those used by Ekman to define the FACS Action Units, see Figure 6.



Figure 5: Feature visualization for the trained network model. For each feature we overlay the deconvolution output on top of its original input image. One can easily see the regions to which each feature refers.

We matched a filter’s suspected AU representation with the actual CK+ AU labeling, using the following method.

1. Given a convolutional layer l and filter j , the activation output is marked as $F_{l,j}$.
2. We extracted the top N input images that maximized, $i = \arg_i \max F_{l,j}(i)$.
3. For each input i , the manually annotated AU labeling is $A_i^{44 \times 1}$. $A_{i,u}$ is 1 if AU u is present in i .
4. The correlation of filter j with AU u ’s presence is $P_{j,u}$ and is defined by $P_{j,u} = \frac{\sum A_{i,u}}{N}$.

Since we used a small N , we rejected correlations with $P_{j,u} < 1$. Out of 50 active neurons from a 256 filters map trained on CK+, only 7 were rejected. This shows an amazingly high correlation between a CNN-based model, trained with no prior knowledge, and Ekman’s facial action coding system (FACS).

In addition, we found that even though some AU-inspired filters were created more than just once, a large amount of neurons in the highest layers were found “dead”, that is, they

were not producing effective output for any input. The amount of active neurons in the last convolutional layer was about 30% of the feature map size (60 out of 256). The number of effective neurons is similar to the size of Ekman’s vocabulary of action units by which facial expressions can be identified.

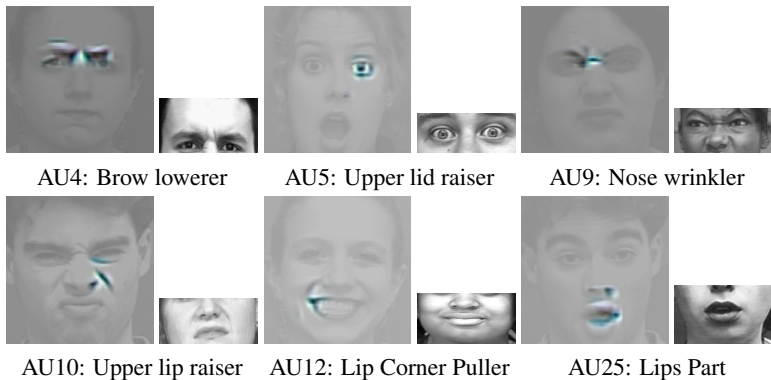


Figure 6: Several feature maps and their corresponding FACS Action Unit.

3.2 Model Generality and Transfer Learning

After computationally demonstrating the strong correlation between Ekman’s FACS and the model learned by the proposed computational neural network, we study the model’s ability to generalize and solve other problems related to expression recognition on various data sets. We use the *transfer learning* training methodology [54] and apply it to different tasks.

Transfer learning, or *knowledge transfer*, aims to use models that were pre-trained on different data for new tasks. Neural network models often require large training sets. However, in some scenarios the size of the training set is insufficient for proper training. Transfer learning allows using the convolutional layers as pre-trained feature extractors, with only the output layers being replaced or modified according to the task at hand. That is, the first layers are treated as pre-defined features, while the last layers, that define the task at hand, are adapted by learning based on the available training set.

We tested our models on both cross-dataset and cross-task capabilities. In most FER related tasks, AU detection is done as a leave-one-out manner. Given an input (image or video) the system would predict the probability of a specific AU to be active. This method is proven to be more accurate than training against the detection of all AU activations at the same time, mostly due to the sizes of the training datasets. When testing our models against detection of a single AU, we recorded high accuracy scores with most AUs. Some action units, like AU11: *nasolabial deepener*, were not predicted properly in some cases when using the suggested model. A better prediction model for these AUs would require a dedicated set of features that focus on the relevant region in the face, since they signify a minor facial movement.

The leave-one-out approach is commonly used since the training set is not large enough to train a classifier for all AUs simultaneously (all-against-all). In our case, predicting all AU activations simultaneously for a single image, requires a larger dataset than the one we

Train \ Test	CK+	FER2013	NovaEmotions
CK+	98.62%	69.3%	67.2%
FER2013	92.0%	72.1%	78.0%
NovaEmotions	93.75%	71.8%	81.3%

Table 3: Cross dataset application of emotion detection models.

used. Having trained our model to predict only eight classes, we verify our model on an all-against-all approach and obtained result that compete with the leave-one-out classifiers. In order to increase accuracy, we apply a sparsity inducing loss function on the output layer by combining both L_2 and L_1 terms. This resulted in a sparse FACS coding of the input frame. When testing for binary representation, that is, only an active/nonactive prediction per AU, we recorded an accuracy rate of 97.54%. When predicting AU intensity, an integer of range 0 to 5, we recorded an accuracy rate of 96.1% with a mean square error (MSE) of 0.2045.

When testing emotion detection capabilities across datasets, we found that the trained models had very high scores. This shows, once again, that the FACS-like features trained on one dataset can be applied almost directly to another, see Table 3.

4 Micro-Expression Detection

Micro-expressions (ME) are a more spontaneous and subtle facial movements that happen involuntarily, thus revealing one’s genuine, underlying emotion [19]. These micro-expressions are comprised of the same facial movements that define FACS action units and differ in intensity. ME tend to last up to 0.5sec, making detection a challenging task for an un-trained individual. Each ME is broken down to 3 steps: Onset, apex, and offset, describing the beginning, peek, and the end of the motion, respectively.

Similar to AFER, a significant effort was invested in the last years to train computers in order to automatically detect micro-expressions and emotions. Due to its low movement intensity, automatic detection of micro-expressions requires a temporal sequence, as opposed to a single frame. Moreover, since micro-expressions tend to last for just a short time and occur in a brief of a moment, a high speed camera is usually used for capturing the frames.

We apply our FACS-like feature extractors to the task of automatically detecting micro-expressions. To that end, we use the *CASME II* dataset [63]. *CASME II* includes 256 spontaneous micro-expressions filmed at 200fps. All videos are tagged for *onset*, *apex*, and *offset* times, as well as the expression conveyed. AU coding was added for the *apex* frame. Expressions were captured by showing a subject video segments that triggered the desired response.

To implement our micro-expressions detection network, we first trained the network on selected frames from the training data sequences. For each video, we took only the *onset*, *apex*, and *offset* frames, as well as the first and last frames of the sequence, to account for neutral poses. Similar to Section 3.2, we first trained our CNN to detect emotions. We then combined the convolutional layers from the trained network, with a *long-short-tern-memory* [27] recurrent neural network (RNN), whose input is connected to the first fully connected layer of the feature extractor CNN. The LSTM we used is a very shallow network, with only a LSTM layer and an output layer. Recurrent dropout was used after the LSTM layer.

Method	Accuracy
LBP-TOP [59]	44.12%
LBP-TOP with adaptive magnification [41]	51.91%
Ours	59.47%

Table 4: Micro-expression detection and analysis accuracy. Comparison with reported state-of-the-art methods.

We tested our network with a leave-one-out strategy, where one subject was designated as test and was left out of training. Our method performs at state-of-the-art level (Table 4).

5 Conclusions

We provided a computational justification of Ekman’s facial action units (FACS) which is the core of his facial expression analysis axiomatic/observational framework. We studied the models learned by state-of-the-art CNNs, and used CNN visualization techniques to understand the feature maps that are obtained by training for emotion detection of seven universal expressions. We demonstrated a strong correlation between the features generated by an unsupervised learning process and Ekman’s action units used as the atoms in his leading facial expressions analysis methods. The FACS-based features’ ability to generalize was then verified on cross-data and cross-task aspects that provided high accuracy scores. Equipped with refined computationally-learned action units that align with Ekman’s theory, we applied our models to the task of micro-expression detection and obtained recognition rates that outperformed state-of-the-art methods.

The FACS based models can be further applied to other FER related tasks. Embedding emotion or micro-expression recognition and analysis as part of real-time applications can be useful in several fields, for example, lie detection, gaming, and marketing analysis. Analyzing computer generated recognition models can help refine Ekman’s theory of reading facial expressions and emotions and provide an even better support for its validity and accuracy.

References

- [1] <http://www.affectiva.com>.
- [2] <http://www.emotient.com>.
- [3] <http://www.realeyesit.com>.
- [4] Open source computer vision library. <https://www.opencv.org>, 2015.
- [5] Martín Abadi, Paul Barham, Jianmin Chen, Zhifeng Chen, Andy Davis, Jeffrey Dean, Matthieu Devin, Sanjay Ghemawat, Geoffrey Irving, Michael Isard, Manjunath Kudlur, Josh Levenberg, Rajat Monga, Sherry Moore, Derek G. Murray, Benoit Steiner, Paul Tucker, Vijay Vasudevan, Pete Warden, Martin Wicke, Yuan Yu, and Xiaoqiang Zheng. Tensorflow: A system for large-scale machine learning. In *Proceedings of the 12th USENIX Conference on Operating Systems Design and Implementation*, OSDI’16, pages 265–283, Berkeley, CA, USA, 2016. USENIX Association.

- ISBN 978-1-931971-33-1. URL <http://dl.acm.org/citation.cfm?id=3026877.3026899>.
- [6] Petar S Aleksic and Aggelos K Katsaggelos. Automatic facial expression recognition using facial animation parameters and multistream hmms. *IEEE Transactions on Information Forensics and Security*, 1(1):3–11, 2006.
- [7] Sander Bakkes, Chek Tien Tan, and Yusuf Pisan. Personalised gaming: a motivation and overview of literature. In *Proceedings of The 8th Australasian Conference on Interactive Entertainment: Playing the System*, page 4. ACM, 2012.
- [8] François Chollet. Keras. <https://github.com/fchollet/keras>, 2015.
- [9] S. Chopra, R. Hadsell, and Y. LeCun. Learning a similarity metric discriminatively, with application to face verification. In *2005 IEEE Computer Society Conference on Computer Vision and Pattern Recognition (CVPR'05)*, volume 1, pages 539–546 vol. 1, June 2005. doi: 10.1109/CVPR.2005.202.
- [10] Ira Cohen, Nicu Sebe, Ashutosh Garg, Lawrence S Chen, and Thomas S Huang. Facial expression recognition from video sequences: temporal and static modeling. *Computer Vision and image understanding*, 91(1):160–187, 2003.
- [11] C. A. Corneanu, M. O. Simășn, J. F. Cohn, and S. E. Guerrero. Survey on rgb, 3d, thermal, and multimodal approaches for facial expression recognition: History, trends, and affect-related applications. *IEEE Transactions on Pattern Analysis and Machine Intelligence*, 38(8):1548–1568, Aug 2016. ISSN 0162-8828. doi: 10.1109/TPAMI.2016.2515606.
- [12] G. E. Dahl, T. N. Sainath, and G. E. Hinton. Improving deep neural networks for lvcsr using rectified linear units and dropout. In *2013 IEEE International Conference on Acoustics, Speech and Signal Processing*, pages 8609–8613, May 2013. doi: 10.1109/ICASSP.2013.6639346.
- [13] Charles Darwin. *The expression of the emotions in man and animals / by Charles Darwin*. New York ;D. Appleton and Co., 1916. URL <http://www.biodiversitylibrary.org/item/24064>. <http://www.biodiversitylibrary.org/bibliography/4820> — Includes index.
- [14] David DeVault, Ron Artstein, Grace Benn, Teresa Dey, Ed Fast, Alesia Gainer, Kallirroio Georgila, Jon Gratch, Arno Hartholt, Margaux Lhommet, et al. Simsensei kiosk: A virtual human interviewer for healthcare decision support. In *Proceedings of the 2014 international conference on Autonomous agents and multi-agent systems*, pages 1061–1068. International Foundation for Autonomous Agents and Multiagent Systems, 2014.
- [15] Abhinav Dhall, Roland Goecke, Jyoti Joshi, Michael Wagner, and Tom Gedeon. Emotion recognition in the wild challenge 2013. In *Proceedings of the 15th ACM on International conference on multimodal interaction*, pages 509–516. ACM, 2013.
- [16] Zoran Duric, Wayne D Gray, Ric Heishman, Fayin Li, Azriel Rosenfeld, Michael J Schoelles, Christian Schunn, and Harry Wechsler. Integrating perceptual and cognitive modeling for adaptive and intelligent human-computer interaction. *Proceedings of the IEEE*, 90(7):1272–1289, 2002.

- [17] P. Ekman and W. Friesen. *Facial Action Coding System: A Technique for the Measurement of Facial Movement*. Consulting Psychologists Press, Palo Alto, 1978.
- [18] Paul Ekman. Strong evidence for universals in facial expressions: a reply to Russell's mistaken critique. *Psychology Bulletin*, 115(2):268–287, 1994.
- [19] Paul Ekman and Wallace V Friesen. Nonverbal leakage and clues to deception. *Psychiatry*, 32(1):88–106, 1969.
- [20] Paul Ekman and Dacher Keltner. Universal facial expressions of emotion. *California Mental Health Research Digest*, 8(4):151–158, 1970.
- [21] Paul Ekman and Erika L. Rosenberg, editors. *What the face reveals: basic and applied studies of spontaneous expression using the facial action coding system (FACS) 2nd Edition*. Series in affective science. Oxford University Press, first edition, 2005.
- [22] Sayan Ghosh, Eugene Laksana, Stefan Scherer, and Louis-Philippe Morency. A multi-label convolutional neural network approach to cross-domain action unit detection. In *Affective Computing and Intelligent Interaction (ACII), 2015 International Conference on*, pages 609–615. IEEE, 2015.
- [23] Ross Girshick, Jeff Donahue, Trevor Darrell, and Jitendra Malik. Rich feature hierarchies for accurate object detection and semantic segmentation. In *Proceedings of the IEEE conference on computer vision and pattern recognition*, pages 580–587, 2014.
- [24] Ian J Goodfellow, Dumitru Erhan, Pierre Luc Carrier, Aaron Courville, Mehdi Mirza, Ben Hamner, Will Cukierski, Yichuan Tang, David Thaler, Dong-Hyun Lee, et al. Challenges in representation learning: A report on three machine learning contests. In *International Conference on Neural Information Processing*, pages 117–124. Springer, 2013.
- [25] Amogh Gudi, H. Emrah Tasli, Tim M. den Uyl, and Andreas Maroulis. Deep learning based FACS action unit occurrence and intensity estimation. In *11th IEEE International Conference and Workshops on Automatic Face and Gesture Recognition, FG 2015, Ljubljana, Slovenia, May 4-8, 2015*, pages 1–5. IEEE Computer Society, 2015. doi: 10.1109/FG.2015.7284873. URL <http://dx.doi.org/10.1109/FG.2015.7284873>.
- [26] Kaiming He, Xiangyu Zhang, Shaoqing Ren, and Jian Sun. Deep residual learning for image recognition. In *Proceedings of the IEEE Conference on Computer Vision and Pattern Recognition*, pages 770–778, 2016.
- [27] Sepp Hochreiter and Jürgen Schmidhuber. Long short-term memory. *Neural Comput.*, 9(8):1735–1780, November 1997. ISSN 0899-7667. doi: 10.1162/neco.1997.9.8.1735. URL <http://dx.doi.org/10.1162/neco.1997.9.8.1735>.
- [28] Jyoti Joshi, Abhinav Dhall, Roland Goecke, Michael Breakspear, and Gordon Parker. Neural-net classification for spatio-temporal descriptor based depression analysis. In *Pattern Recognition (ICPR), 2012 21st International Conference on*, pages 2634–2638. IEEE, 2012.

- [29] Pooya Khorrami, Thomas Paine, and Thomas Huang. Do deep neural networks learn facial action units when doing expression recognition? In *Proceedings of the IEEE International Conference on Computer Vision Workshops*, pages 19–27, 2015.
- [30] Diederik P. Kingma and Jimmy Ba. Adam: A method for stochastic optimization. *CoRR*, abs/1412.6980, 2014. URL <http://arxiv.org/abs/1412.6980>.
- [31] Irene Kotsia and Ioannis Pitas. Facial expression recognition in image sequences using geometric deformation features and support vector machines. *IEEE transactions on image processing*, 16(1):172–187, 2007.
- [32] Alex Krizhevsky, Ilya Sutskever, and Geoffrey E. Hinton. Imagenet classification with deep convolutional neural networks. In Peter L. Bartlett, Fernando C. N. Pereira, Christopher J. C. Burges, Léon Bottou, and Kilian Q. Weinberger, editors, *Advances in Neural Information Processing Systems 25: 26th Annual Conference on Neural Information Processing Systems 2012. Proceedings of a meeting held December 3-6, 2012, Lake Tahoe, Nevada, United States.*, pages 1106–1114, 2012. URL <http://papers.nips.cc/paper/4824-imagenet-classification-with-deep-convolutional-neural->
- [33] Yann Lecun, Leon Bottou, Yoshua Bengio, and Patrick Haffner. Gradient-based learning applied to document recognition. In *Proceedings of the IEEE*, pages 2278–2324, 1998.
- [34] Gwen Littlewort, Marian Stewart Bartlett, Ian Fasel, Joshua Susskind, and Javier Movellan. Dynamics of facial expression extracted automatically from video. *Image and Vision Computing*, 24(6):615–625, 2006.
- [35] Mengyi Liu, Shaoxin Li, Shiguang Shan, and Xilin Chen. Au-inspired deep networks for facial expression feature learning. *Neurocomputing*, 159:126 – 136, 2015. ISSN 0925-2312. doi: <http://dx.doi.org/10.1016/j.neucom.2015.02.011>. URL <http://www.sciencedirect.com/science/article/pii/S0925231215001605>.
- [36] Ping Liu, Shizhong Han, Zibo Meng, and Yan Tong. Facial expression recognition via a boosted deep belief network. In *Proceedings of the IEEE Conference on Computer Vision and Pattern Recognition*, pages 1805–1812, 2014.
- [37] Patrick Lucey, Jeffrey F. Cohn, Takeo Kanade, Jason M. Saragih, Zara Ambadar, and Iain A. Matthews. The extended cohn-kanade dataset (CK+): A complete dataset for action unit and emotion-specified expression. In *IEEE Conference on Computer Vision and Pattern Recognition, CVPR Workshops 2010, San Francisco, CA, USA, 13-18 June, 2010*, pages 94–101. IEEE Computer Society, 2010. doi: 10.1109/CVPRW.2010.5543262. URL <http://dx.doi.org/10.1109/CVPRW.2010.5543262>.
- [38] Patrick Lucey, Jeffrey F Cohn, Iain Matthews, Simon Lucey, Sridha Sridharan, Jessica Howlett, and Kenneth M Prkachin. Automatically detecting pain in video through facial action units. *IEEE Transactions on Systems, Man, and Cybernetics, Part B (Cybernetics)*, 41(3):664–674, 2011.

- [39] Brais Martinez and Michel F Valstar. Advances, challenges, and opportunities in automatic facial expression recognition. In *Advances in Face Detection and Facial Image Analysis*, pages 63–100. Springer, 2016.
- [40] André Mourão and João Magalhães. Competitive affective gaming: Winning with a smile. In *Proceedings of the 21st ACM International Conference on Multimedia*, MM '13, pages 83–92, New York, NY, USA, 2013. ACM. ISBN 978-1-4503-2404-5. doi: 10.1145/2502081.2502115. URL <http://doi.acm.org/10.1145/2502081.2502115>.
- [41] Sung Yeong Park, Seung Ho Lee, and Yong Man Ro. Subtle facial expression recognition using adaptive magnification of discriminative facial motion. In *Proceedings of the 23rd ACM international conference on Multimedia*, pages 911–914. ACM, 2015.
- [42] Karen L Schmidt and Jeffrey F Cohn. Human facial expressions as adaptations: Evolutionary questions in facial expression research. *American journal of physical anthropology*, 116(S33):3–24, 2001.
- [43] Caifeng Shan, Shaogang Gong, and Peter W McOwan. Facial expression recognition based on local binary patterns: A comprehensive study. *Image and Vision Computing*, 27(6):803–816, 2009.
- [44] Karen Simonyan and Andrew Zisserman. Very deep convolutional networks for large-scale image recognition. *arXiv preprint arXiv:1409.1556*, 2014.
- [45] Karen Simonyan, Andrea Vedaldi, and Andrew Zisserman. Deep inside convolutional networks: Visualising image classification models and saliency maps. *CoRR*, abs/1312.6034, 2013. URL <http://arxiv.org/abs/1312.6034>.
- [46] Jost Tobias Springenberg, Alexey Dosovitskiy, Thomas Brox, and Martin A. Riedmiller. Striving for simplicity: The all convolutional net. *CoRR*, abs/1412.6806, 2014. URL <http://arxiv.org/abs/1412.6806>.
- [47] Yaniv Taigman, Ming Yang, Marc’Aurelio Ranzato, and Lior Wolf. Deepface: Closing the gap to human-level performance in face verification. In *2014 IEEE Conference on Computer Vision and Pattern Recognition, CVPR 2014, Columbus, OH, USA, June 23-28, 2014*, pages 1701–1708. IEEE Computer Society, 2014. doi: 10.1109/CVPR.2014.220. URL <http://dx.doi.org/10.1109/CVPR.2014.220>.
- [48] Gonçalo Tavares, André Mourão, and João Magalhães. Crowdsourcing facial expressions for affective-interaction. *Computer Vision and Image Understanding*, 147:102 – 113, 2016. ISSN 1077-3142. doi: <http://dx.doi.org/10.1016/j.cviu.2016.02.001>. URL <http://www.sciencedirect.com/science/article/pii/S1077314216000461>. Spontaneous Facial Behaviour Analysis.
- [49] Michel Valstar, Jonathan Gratch, Björn Schuller, Fabien Ringeval, Dennis Lalanne, Mercedes Torres Torres, Stefan Scherer, Giota Stratou, Roddy Cowie, and Maja Pantic. Avec 2016: Depression, mood, and emotion recognition workshop and challenge. In *Proceedings of the 6th International Workshop on Audio/Visual Emotion Challenge*, pages 3–10. ACM, 2016.

- [50] Michel F Valstar, Timur Almaev, Jeffrey M Girard, Gary McKeown, Marc Mehu, Lijun Yin, Maja Pantic, and Jeffrey F Cohn. Fera 2015-second facial expression recognition and analysis challenge. In *Automatic Face and Gesture Recognition (FG), 2015 11th IEEE International Conference and Workshops on*, volume 6, pages 1–8. IEEE, 2015.
- [51] Alessandro Vinciarelli, Maja Pantic, and Hervé Bourlard. Social signal processing: Survey of an emerging domain. *Image and vision computing*, 27(12):1743–1759, 2009.
- [52] Esra Vural, Mujdat Cetin, Aytul Ercil, Gwen Littlewort, Marian Bartlett, and Javier Movellan. Drowsy driver detection through facial movement analysis. In *International Workshop on Human-Computer Interaction*, pages 6–18. Springer, 2007.
- [53] Wen-Jing Yan, Xiaobai Li, Su-Jing Wang, Guoying Zhao, Yong-Jin Liu, Yu-Hsin Chen, and Xiaolan Fu. Casme ii: An improved spontaneous micro-expression database and the baseline evaluation. *PLOS ONE*, 9(1):1–8, 01 2014. doi: 10.1371/journal.pone.0086041. URL <http://dx.doi.org/10.1371%2Fjournal.pone.0086041>.
- [54] Jason Yosinski, Jeff Clune, Yoshua Bengio, and Hod Lipson. How transferable are features in deep neural networks? In Zoubin Ghahramani, Max Welling, Corinna Cortes, Neil D. Lawrence, and Kilian Q. Weinberger, editors, *Advances in Neural Information Processing Systems 27: Annual Conference on Neural Information Processing Systems 2014, December 8-13 2014, Montreal, Quebec, Canada*, pages 3320–3328, 2014. URL <http://papers.nips.cc/paper/5347-how-transferable-are-features-in-deep-neural-networks>.
- [55] Stefanos Zafeiriou, Athanasios Papaioannou, Irene Kotsia, Mihalis A. Nicolaou, and Guoying Zhao. Facial affect "in-the-wild": A survey and a new database. In *2016 IEEE Conference on Computer Vision and Pattern Recognition Workshops, CVPR Workshops 2016, Las Vegas, NV, USA, June 26 - July 1, 2016*, pages 1487–1498. IEEE Computer Society, 2016. doi: 10.1109/CVPRW.2016.186. URL <http://dx.doi.org/10.1109/CVPRW.2016.186>.
- [56] Matthew D. Zeiler and Rob Fergus. *Visualizing and Understanding Convolutional Networks*, pages 818–833. Springer International Publishing, Cham, 2014. ISBN 978-3-319-10590-1. doi: 10.1007/978-3-319-10590-1_53. URL http://dx.doi.org/10.1007/978-3-319-10590-1_53.
- [57] Matthew D. Zeiler, Dilip Krishnan, Graham W. Taylor, and Rob Fergus. Deconvolutional networks. In *In CVPR*. IEEE Computer Society, 2010. ISBN 978-1-4244-6984-0. URL <http://ieeexplore.ieee.org/xpl/mostRecentIssue.jsp?punumber=5521876>.
- [58] Zhihong Zeng, Maja Pantic, Glenn I. Roisman, and Thomas S. Huang. A survey of affect recognition methods: Audio, visual, and spontaneous expressions. *IEEE Trans. Pattern Anal. Mach. Intell.*, 31(1):39–58, 2009. doi: 10.1109/TPAMI.2008.52. URL <http://dx.doi.org/10.1109/TPAMI.2008.52>.
- [59] Guoying Zhao and Matti Pietikainen. Dynamic texture recognition using local binary patterns with an application to facial expressions. *IEEE transactions on pattern analysis and machine intelligence*, 29(6), 2007.

- [60] Bolei Zhou, Agata Lapedriza, Jianxiong Xiao, Antonio Torralba, and Aude Oliva. Learning deep features for scene recognition using places database. In *Advances in neural information processing systems*, pages 487–495, 2014.