

SYK-like Tensor Models on the Lattice

Prithvi Narayan , Junggi Yoon

*International Centre for Theoretical Sciences (ICTS-TIFR),
Shivakote, Hesaraghatta Hobli, Bengaluru 560089, India.*

E-mail: prithvi.narayan@gmail.com, junggi.yoon@icts.res.in

ABSTRACT: We study large N tensor models on lattice without disorder. We introduce techniques which can be applied to a wide class of models, and illustrate it by studying some specific rank-3 tensor models. In particular, we study Klebanov-Tarnopolsky model on lattice, Gurau-Witten model (by treating it as a tensor model on four sites) and also a new model which interpolates between these two models. In each model, we evaluate various four point functions at large N and strong coupling, and discuss their spectrum and long time behaviors. We find similarities as well as differences from SYK model. We also generalize our analysis to rank D tensor models where we obtain analogous results as $D = 3$ case for the four point functions which we computed. For $D > 5$, we are able to compute the next-to-subleading $\frac{1}{N}$ corrections for a specific four point function.

Contents

1	Introduction	1
2	Review	3
2.1	Klebanov-Tarnopolsky Model	3
2.2	SYK model and Gu-Qi-Stanford Generalization Thereof	8
3	Klebanov-Tarnopolsky Chain Model	9
4	Four Point Function in Klebanov-Tarnopolsky Chain Model	12
4.1	Cooper Channel	15
4.2	Pillow Channel	17
4.3	Tetrahedron Channel	20
5	Generalized Tensor Models on a Lattice	21
5.1	Gurau-Witten Colored Tensor Model	23
5.2	Generalized Gurau-Witten Model : 4 Sites	27
6	Rank-D Tensor Model	30
6.1	Cooper Channel in Rank- D	32
6.2	Pillow Channel in Rank- D	34
7	Conclusion	38
A	Appendix: Chaos from four point function	40
A.1	Large Time Behavior	40
A.2	Spectrum	42

1 Introduction

The Sachdev-Ye-Kitaev (SYK) model is a simple quantum mechanical model of N fermions with disordered interacting fermions which turns out to be solvable at large N . The model was originally introduced by [1] with motivations from condensed matter physics, but recently revived by [2–5] in the context of AdS/CFT correspondence. The systematic large N expansion of the SYK model has been studied, and “melonic” diagram dominance makes the model solvable [4, 6–9]. Despite its simplicity, the model exhibits interesting features such as conformal invariance at low energies/strong coupling and the saturation of the chaos bound [4, 8, 10]. All these features are also shared by Einstein gravity theories on AdS [11, 12]. This has given

rise to the hope that these theories (or their cousins) might admit simple gravitational dual. Indeed the low energy action of SYK model has been shown to arise in dilaton gravity [13, 14] and in Liouville theories [15]. Moreover, it was also recently pointed out that the spectrum of SYK model suggests 3D scalar field coupled to gravity [16]. The SYK models have been generalized in various directions (*e.g.*, flavor, supersymmetry *etc.*) [17–24]. The SYK model has also been realized on a lattice in higher dimensions [25–29].

It is interesting to ask whether the disorder is essential for having a SYK-like physics and in particular whether it is possible to have a more conventional vector/matrix model which can realize the same physics: the dominance of “melonic” and “ladder” diagrams in large N . This dominance was already observed in so-called “tensor models”, and have been studied extensively in the literature [30–40]. Previously, except for [30], only bosonic tensor models had been considered with various form of interactions. However, it was shown by Witten and Gurau [39, 41] and by Klebanov and Tarnopolsky [42] that the fermionic tensor models with particular kind of interaction (*Tetrahedron* interaction) reproduce many of the features of SYK model at large N . However, the model is not entirely identical to SYK model and the physics seemingly differs at the level of $1/N$ corrections. It is now interesting to ask whether generalizations of the sort done in SYK models are possible in this class of tensor models. Some work has already been done in this regard. *e.g.*, a large N supersymmetric tensor model was studied in [43]. Numerical analysis for finite N tensor model has been done in [44, 45], and an abelian tensor model on the lattice will be analyzed in an adjoining paper [46]. As an aside, we mention here that tensor models have also been studied from the perspective of matrix models, where it arises in the limit of large number of matrices [47–49]. Also, for a discussion of how tensor models could possibly arise in string theories, see [50, 51].

In this work, we will be interested in generalization of *Klebanov-Tarnopolsky*(KT) model [42] by introducing lattice (Henceforth, we will call it *KT chain model*). Although we mostly focus on a particular generalization closest in spirit to the lattice generalization of SYK model in [25], the techniques we introduce can be used to analyze much wider class of lattice generalizations. As an example, we study *Gurau-Witten*(GW) model [41] as a particular case of KT model on a lattice. We also initiate a more systematic study of correlators in the tensor models. For example, there are many different gauge invariant four point functions possible in tensor models depending on the details of external gauge contractions, and we compute the four point function for many of them. We also compute the spectrum and the chaos exponent when possible for some of these other channels. Note that the special case of the translationally invariant modes of the KT chain model is just the same as KT model. Hence, KT model is a particular case of our results. We also consider rank- D tensor models and compute some special class of four point functions.

The outline of the paper is as follows. In Section 2, we review the SYK model and the lattice generalization thereof [25]. We also give a short introduction to KT model [42]. In Section 3, we introduce the lattice generalization of KT model (*KT chain model*), and discuss two point function. In Section 4, we introduce our general techniques, and illustrate it by working out various four point function channels in KT chain model. In Section 5,

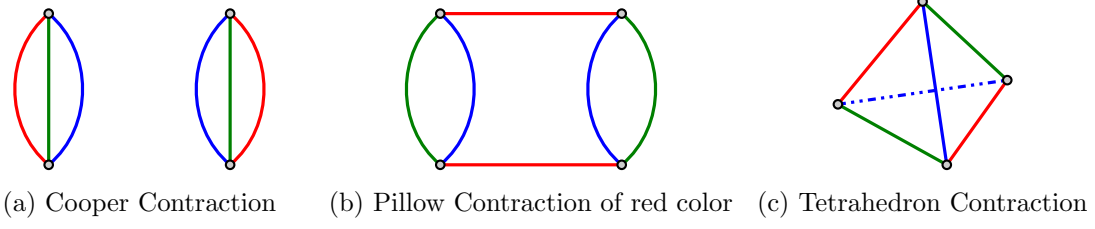


Figure 1: Cooper, Pillow and Tetrahedron contractions. Each vertex represents a fermion, and the colored edge denotes the contraction of gauge index of the corresponding color in the two fermions.

we introduce other models in particular the GW model and work out the various four point functions. In Section 6, we generalize our techniques for rank- D tensor model. In Section 7, we conclude with some future directions.

2 Review

2.1 Klebanov-Tarnopolsky Model

We begin by the review of large N results of Klebanov-Tarnopolsky (we call it *KT* model from now on) model [42]. The KT model has a real fermion field $\psi_{ijk}(t)$ ($i, j, k = 1, 2, \dots, N$) transforming in the tri-fundamental representation of $O(N)^3$ gauge symmetry. Since the fermion has three distinguishable indices, we call it rank-3 tensor field following the standard terminology. Note that ψ has N^3 components. It is useful to introduce RGB color \mathfrak{c} to distinguish three different $O(N)$ groups. Henceforth, r, g and b denotes the color of the first, second and third $O(N)$ group as well as the color of the index i, j and k of ψ_{ijk} , respectively.

To write down a gauge invariant Hamiltonian for the tensor model, we need to classify the gauge invariant operators in the theory. Unlike vector model, the tensor model has various possible gauge contractions to generate gauge-invariants. In particular if we want quartic interaction there are three different ways of gauge contractions of four rank-3 fermions: “*Cooper*” contraction (e.g., (2.6)), “*Pillow*” contraction and “*Tetrahedron*” contraction (e.g., (2.1)) (See Fig. 1). In Fig. 1, each vertex represents a fermion, and each colored edge denotes the gauge index of the corresponding color. The connection of two vertices means the gauge contraction of the corresponding color between the two fermions. It turned out that the quartic interaction with Tetrahedron contraction (we call it *Tetrahedron* interaction) gives rise to melonic dominance similar to SYK model. The KT model is an example of such an interaction where the Hamiltonian is given by

$$H_{\text{KT}} = \frac{1}{4} J N^{-\frac{3}{2}} \psi_{i_1 j_1 k_1} \psi_{i_1 j_2 k_2} \psi_{i_2 j_1 k_2} \psi_{i_2 j_2 k_1} \quad (2.1)$$

where the coupling J plays the role of t’Hooft coupling. The large N limit is taken to be

$$N \longrightarrow \infty \quad \text{with fixed } J \quad (2.2)$$

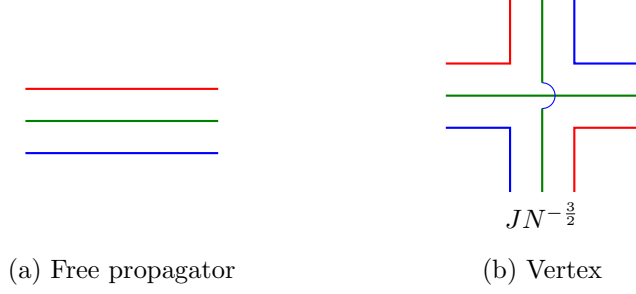


Figure 2: Free propagator and vertex in the KT model




Figure 3: Example : Melonic and non-melonic vacuum diagrams

In Feynman diagrams of tensor models, a free propagator can be represented by strand of three colored lines corresponding to each of three indices of a tensor field (See Fig. 2a). For the Tetrahedron interaction, the vertex can be represented by Fig. 2b. These strand Feynman diagrams are useful to determine the N scaling of the diagrams. For some purposes (*e.g.*, Schwinger-Dyson equations) typically after determining the leading N diagrams, it is more convenient to represent the strand by a single line (*e.g.*, See Fig. 3).

Just as matrix models are dominated by planar diagrams at large N , [31–35, 38, 39, 41, 42, 52] showed that the tensor models in the large N limit are dominated by the so called *melonic* diagrams illustrated in Fig. 3a. To define melonic diagrams we need two ingredients.

- *Melonic operation* : This is defined as replacing any free propagator in a Feynman diagram by a *melon*. In terms of diagrams, this is given by Fig. 4. It is obvious from the figure that the melonic operation does not change the N scaling of any Feynman diagram since it introduces three extra loops ($\sim N^3$) but at the cost of two vertices ($\sim N^{-3}$).
- *Elementary n -point diagrams*: These are some special diagrams for any given n -point function. For example, vacuum 0-point diagram is just the vacuum bubble given in Fig. 5a. For two point functions this is the propagator given in Fig. 5b. For four point function, this is the ladder diagram given in Fig. 5c. Since we will not require higher point functions in this work, we will not give the corresponding elementary n -point diagrams and refer reader to [37, 39] for more details.

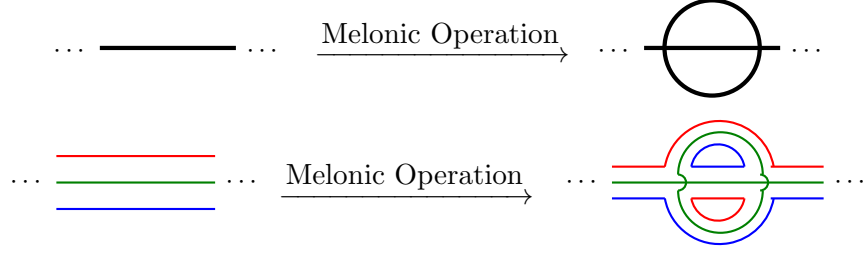


Figure 4: Melonic operation in single line & strand notation

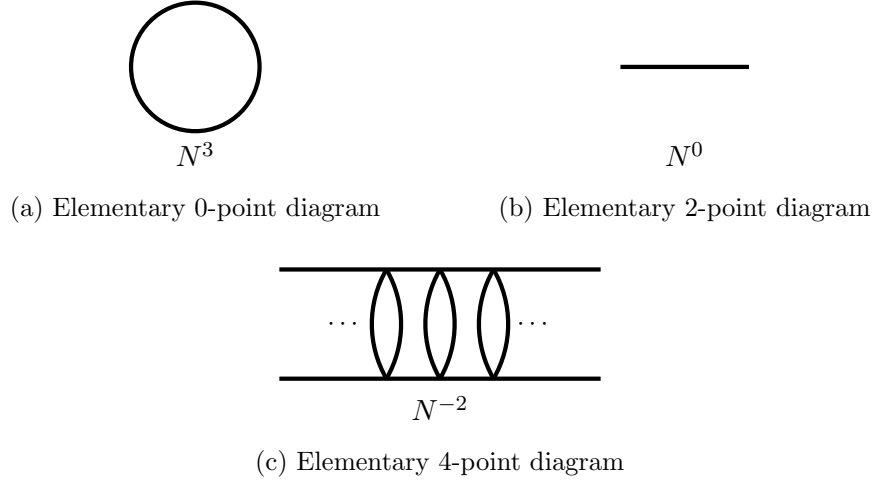


Figure 5: Elementary n -point diagrams

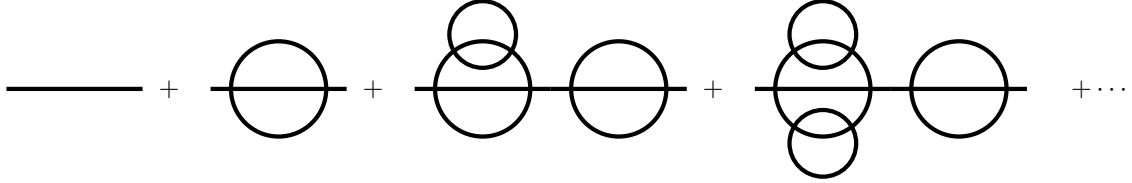


Figure 6: Contributions to two point function in single line notation

Given these ingredients, one can define the melonic n -point diagram as one which is obtained by recursively applying melonic operation on elementary n -point diagrams. [37, 39] showed that the leading diagrams in large N for any connected n -point function is a melonic n -point diagram. As an example, note that Fig 3a can be obtained from Fig 5a by a melonic operation, while Fig 3b cannot.

Two point Function: To begin, let us consider the two point function. In t'Hooft large N limit, full propagator

$$G(\tau_1, \tau_2) \equiv \frac{1}{N^3} \langle \psi_{ijk}(\tau_1) \psi_{ijk}(\tau_2) \rangle \quad (2.3)$$

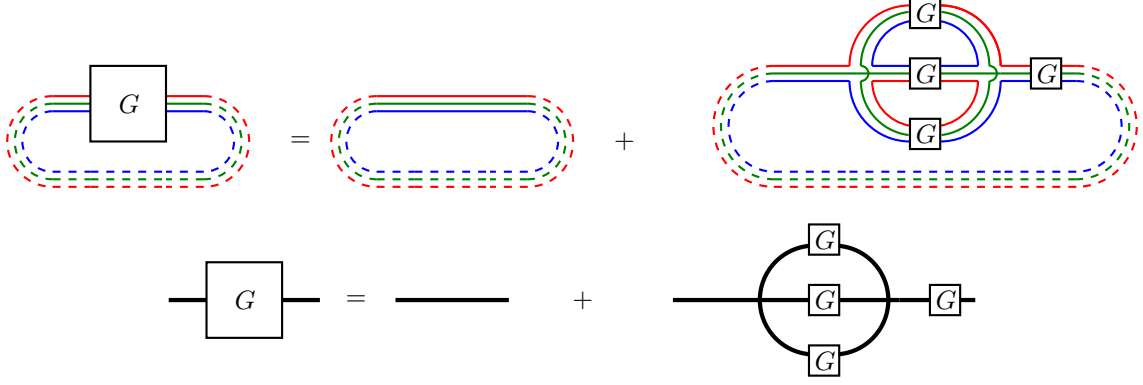


Figure 7: Schwinger-Dyson equation for two point function: strand & single line

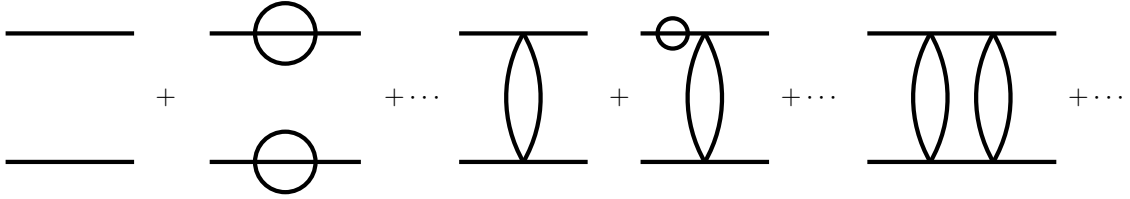


Figure 8: Contributions to four point function in single line notation

is a sum of all possible melonic diagrams in Fig. 6 as we discussed above. This geometric series can be summed to produce a recursion relation as in Fig. 7 which corresponds to Schwinger-Dyson equation for two point function in large N limit :

$$G(\tau_1, \tau_2) = G_0(\tau_1, \tau_2) + J^2 \int d\tau_3 d\tau_4 G_0(\tau_1, \tau_3) [G(\tau_3, \tau_4)]^3 G(\tau_4, \tau_2) \quad (2.4)$$

In strong coupling limit $|J\tau_{12}| \gg 1$, a solution is given by [1, 3, 4, 6–8] of (2.4)

$$G(\tau_1, \tau_2) = b \frac{\text{sgn}(\tau_{12})}{|J\tau_{12}|^{\frac{1}{2}}} \quad (2.5)$$

where $b = -(4\pi)^{-\frac{1}{4}}$. Note that the two point function scales as a power law just like in scale invariant theory. In fact [3, 4, 6–8] showed that in the low energy (or, large $|J\tau|$) limit), the theory has a reparametrization invariance which is spontaneously broken to $SL(2, \mathbb{R})$ by the above two point function (2.5). The reparametrization invariance can also be used to read off the finite temperature results from the zero temperature results. For example, the two point function at finite temperature $T = \frac{1}{\beta}$ is given by $G(\tau_1, \tau_2) = b \frac{\sqrt{\pi} \text{sgn}(\tau_{12})}{\sqrt{\beta} \sin(\frac{\pi \tau_{12}}{\beta})}$.

Four point Function: Next consider the four point functions. The gauge invariant four point function that is the closest analogue of the maximally chaotic four point function in SYK model is the following.

$$F^C(\tau_1, \tau_2, \tau_3, \tau_4) = \langle \psi_{i_1 j_1 k_1}(\tau_1) \psi_{i_1 j_1 k_1}(\tau_2) \psi_{i_2 j_2 k_2}(\tau_3) \psi_{i_2 j_2 k_2}(\tau_4) \rangle \quad (2.6)$$

The superscript C on the four point function denotes that this is just one (what we call *Cooper channel*) of the many four point function channels possible. We will consider the other channels in more detail in Section 4. For the connected four point function denoted by \mathcal{F}^C (appropriately normalized. See Section 4 for details), a similar technique of summing up the leading diagrams which are called ladder diagrams (See Fig. 8) results in the following Schwinger-Dyson equations for four point functions

$$\mathcal{F}^C(\tau_1, \tau_2, \tau_3, \tau_4) = \int dt dt' \mathcal{K}(\tau_1, \tau_2, \tau, \tau') \mathcal{F}^C(\tau, \tau', \tau_3, \tau_4) \quad (2.7)$$

where the kernel $\mathcal{K}(\tau_1, \tau_2, \tau_3, \tau_4)$ is the same as that of SYK model and is given by

$$\mathcal{K}(\tau_1, \tau_2, \tau_3, \tau_4) \equiv -3J^2 G(\tau_{13}) G(\tau_{24}) [G(\tau_{34})]^2 \quad (2.8)$$

It turns out that the four point function diverges if we use for $G(t)$ the two point function obtained in (2.5) in the strict large $|J\tau|$ limit. Working at finite temperature, one can keep the leading $\frac{1}{\beta\mathcal{J}}$ corrections and [8] were able to solve for the four point function by solving the recursion relation (2.7). For details we refer the reader to [8].

Chaos in KT Model and the Lyapunov exponent: An important property of the SYK, KT models and the generalizations thereof that we will discuss in this work is that they are maximally chaotic. This statement can be made more precise by using the results of [8] which we will describe below. Consider an out-of-time-ordered four point function

$$F^C(t) \equiv \text{Tr}(e^{-\frac{\beta H}{4}} \psi_{i_1 j_1 k_1}(t) e^{-\frac{\beta H}{4}} \psi_{i_2 j_2 k_2}(0) e^{-\frac{\beta H}{4}} \psi_{i_1 j_1 k_1}(t) e^{-\frac{\beta H}{4}} \psi_{i_2 j_2 k_2}(0)) \quad (2.9)$$

[8] showed that under reasonable assumptions, this four point function has the following behavior at large time t

$$F^C(t) = F_d^C - e^{\lambda_L(t-t_*)} \quad (2.10)$$

and the exponent λ_L (called Lyapunov exponent or chaos exponent) satisfies the chaos bound [10]

$$\lambda_L \leq \frac{2\pi}{\beta} \quad (2.11)$$

Here, F_d^C is a disconnected piece, and t_* is the scrambling time, and typically in a large N theory $t_* \sim \log N^3$. At $t \sim t_*$, the second term starts to give a significant contribution to four point function. As we will see below and also later, the bound is saturated in KT models and its generalization.

To compute the chaos exponent, one needs to look at the large time behavior of the connected part of the correlator in (2.9). This is obtained by taking an appropriate analytic continuation of the connected four point function \mathcal{F}^C obtained by solving (2.7). This gives [42]

$$F(t) - F_d^C = \frac{1}{N^3} \left(c_1 \beta J e^{\frac{2\pi t}{\beta}} + \mathcal{O}((\beta J)^0) \right) \quad (2.12)$$

where c_1 is a number of order ~ 1 . From the exponential, one can read off the Lyapunov exponent to be

$$\lambda_L = \frac{2\pi}{\beta} \quad (2.13)$$

2.2 SYK model and Gu-Qi-Stanford Generalization Thereof

In this work, we will be considering lattice generalizations of KT models. A similar lattice generalization of SYK model has already been studied by [25] (from now on, we will call it *GQS SYK* model) which we describe below. Consider N_{SYK} fermions ψ_i^a ($i = 1, 2, \dots, N_{\text{SYK}}$) on each point of a 1d lattice ($a = 1, 2, \dots, L$). They interact via an SYK-like onsite interaction and also via a quartic nearest neighbor interaction which is also random. The Hamiltonian is given by

$$H = \sum_{a=1}^L \left(\sum_{1 \leq k < l < m < n \leq N} j_{klmn} \psi_k^a \psi_l^a \psi_m^a \psi_n^a + \sum_{1 \leq k < l < m < n \leq N} j'_{klmn} \psi_k^a \psi_l^a \psi_m^{a+1} \psi_n^{a+1} \right) \quad (2.14)$$

where j_{klmn} and j'_{klmn} are random couplings drawn from gaussian ensemble such that $\overline{j_{klmn}^2} = \frac{J_0^2 3!}{N^3}$ and $\overline{(j'_{klmn})^2} = \frac{J_1^2}{N^3}$, respectively.

We will now briefly review the large N_{SYK} results for this model. In this model, the two point function of fermions $G(\tau_1, \tau_2)$ defined as $\frac{1}{N_{\text{SYK}}} \sum_i \langle T[\psi_i^{(a)}(\tau_1) \psi_i^{(b)}(\tau_2)] \rangle = G(\tau_1, \tau_2) \delta^{ab}$ and satisfies the same Schwinger-Dyson equation as in (2.4) with the coupling J replaced by an effective coupling

$$\mathcal{J} \equiv \sqrt{J_0^2 + J_1^2} \quad (2.15)$$

Hence, the corresponding two point function becomes

$$G(\tau_1, \tau_2) = b \frac{\text{sgn}(\tau_{12})}{|\mathcal{J} \tau_{12}|^{\frac{1}{2}}} \quad (2.16)$$

The four point function is defined in a analogous way as

$$\mathcal{F}_{ab}(\tau_1, \tau_2, \tau_3, \tau_4) \equiv \frac{1}{N_{\text{SYK}}} \left[\sum_{i,j=1}^N \overline{\langle T(\psi_i^a(\tau_1) \psi_i^a(\tau_2) \psi_j^b(\tau_3) \psi_j^b(\tau_4)) \rangle} - N_{\text{SYK}}^2 G(\tau_{12}) G(\tau_{34}) \right] \quad (2.17)$$

By using lattice translational invariance, it is convenient to shift to momentum space p . Using effective action techniques, [25] obtained the following expression for \mathcal{F} :

$$\mathcal{F}_p(\tau_1, \tau_2, \tau_3, \tau_4) = \frac{1}{1 - s(p)\mathcal{K}} \mathcal{F}_0 \quad (2.18)$$

where the structure factor $s(p) \equiv 1 + \frac{2J_1^2}{3\mathcal{J}}(\cos p - 1)$ and the kernel \mathcal{K} is given by

$$\mathcal{K}(\tau_1, \tau_2, \tau_3, \tau_4) = -3\mathcal{J}^2 G(\tau_{13}) G(\tau_{24}) [G(\tau_{34})]^2 \quad (2.19)$$

and $\mathcal{F}_0 = -G(\tau_{13})G(\tau_{24}) + G(\tau_{14})G(\tau_{23})$. These results are reminiscent of SYK/Tensor models except that the four point function now has the dependence on spatial momentum p . By relating the above 4 point function to stress tensor correlation function, [25] extracted the Diffusion constant to be

$$D = \frac{2\pi J_1^2}{3\sqrt{2}\mathcal{J}\alpha_K} \quad (2.20)$$

where $\alpha_K \approx 2.852$ is a constant which was defined in [8, 9] which appears in low energy effective theory for SYK model.

Chaos in Gu-Qi-Stanford generalization of SYK model: Since now the theory is defined on a lattice, one can study the chaotic behavior in spatial direction in addition to the temporal direction. Consider the out-of-time-ordered correlator with operators at different spatial locations

$$F_a(t) \equiv \frac{1}{N_{SYK}^2} \text{Tr} \left[e^{-\frac{\beta H}{4}} \psi_i^a(t) e^{-\frac{\beta H}{4}} \psi_j^0(0) e^{-\frac{\beta H}{4}} \psi_i^a(t) e^{-\frac{\beta H}{4}} \psi_j^0(0) \right] \quad (2.21)$$

The large time behavior of the above correlator is expected to be

$$F_a(t) - F_d \propto e^{\lambda_L(t-a/v_B)} \quad (2.22)$$

where F_d is a constant independent of t, a . v_B is defined to be the butterfly velocity: it characterizes the rate at which chaos propagates in space.

This out-of-time-ordered correlator can also be obtained as an appropriate analytic continuation of the Euclidean correlator obtained by solving (2.17). [25] obtained the Lyapunov exponent λ_L and the butterfly velocity v_B to be

$$\lambda_L = \frac{2\pi}{\beta} \quad v_B^2 = \frac{2\pi D}{\beta} \quad (2.23)$$

where β is the inverse temperature and D is the diffusion constant given in (2.20). As we will see later, we will find similar results for many of the correlators in the models we consider in this work. It is interesting to note that this saturates the bound proposed for incoherent metals in [53] and verified for some holographic duals in [54, 55]. We also note here that there are other lattice generalizations of SYK model [26, 56, 57]. It will be interesting to find tensor model versions of these generalizations.

3 Klebanov-Tarnopolsky Chain Model

We will be interested in studying lattice generalizations of KT model. To be explicit, we will first consider the simplest class of such models: KT model on a lattice (which we term as *KT chain* model) of L sites with the nearest neighbor interaction of Gu-Qi-Stanford [25] type. Although as we will see later in Section 5.1 and 5.2, most of the techniques will generalize in a straightforward way to other models to be described in the Section 5. In this section, we will study large N diagrammatics of two point function and four point functions of three channels which we will shortly define.

In KT chain model given by

$$\begin{aligned} H = & \frac{JN^{-\frac{3}{2}}}{4} \sum_{a=1}^L \psi_{i_1 j_1 k_1}^a \psi_{i_1 j_2 k_2}^a \psi_{i_2 j_1 k_2}^a \psi_{i_2 j_2 k_1}^a + \frac{J_r N^{-\frac{3}{2}}}{2\sqrt{2}} \sum_{a=1}^L \psi_{i_1 j_1 k_1}^a \psi_{i_1 j_2 k_2}^a \psi_{i_2 j_1 k_2}^{a+1} \psi_{i_2 j_2 k_1}^{a+1} \\ & + \frac{J_g N^{-\frac{3}{2}}}{2\sqrt{2}} \sum_{a=1}^L \psi_{i_1 j_1 k_1}^a \psi_{i_1 j_2 k_2}^{a+1} \psi_{i_2 j_1 k_2}^a \psi_{i_2 j_2 k_1}^{a+1} + \frac{J_b N^{-\frac{3}{2}}}{2\sqrt{2}} \sum_{a=1}^L \psi_{i_1 j_1 k_1}^a \psi_{i_1 j_2 k_2}^{a+1} \psi_{i_2 j_1 k_2}^{a+1} \psi_{i_2 j_2 k_1}^a \end{aligned} \quad (3.1)$$

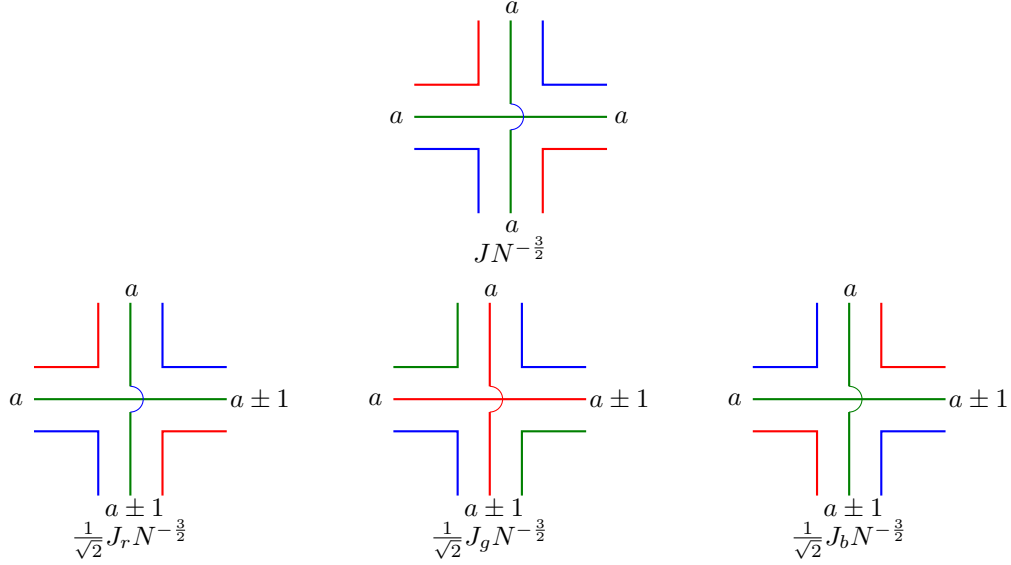


Figure 9: The Vertices of KT chain model on the lattice with the nearest neighbor interaction (GQS interaction)

there are four basic vertices: one on-site interaction and the three nearest-neighbor interactions shown in Fig. 9. The additional structure compared to the KT model is that the fermions now have a lattice index. But since number of lattice points $L \ll N$, this does not affect the large N diagrammatics - the n -point functions are still dominated by n -point melonic diagrams.

Two point function: We begin with an analysis of two point function. Imposing gauge invariance, there is only one possible contraction of external indices, namely

$$\langle \psi_{ijk}^{a_1}(\tau_1) \psi_{ijk}^{a_2}(\tau_2) \rangle \quad (3.2)$$

From the structure of two point melonic diagrams (the simplest ones are given in Figure 10), it is easy to deduce that these melonic diagrams always have the same lattice index on the two external legs. This result¹ also follows from the \mathbb{Z}_2^L symmetry of KT chain model which corresponds to fermion parity conservation on each site as in the GQS SYK model [25]. Hence, to leading order in N , the two point function (3.2) is diagonal in lattice indices. Thus, together with time translational invariance, it is enough to consider two point function

$$G(\tau_1, \tau_2) = G(\tau_1 - \tau_2) \equiv \frac{1}{N^3} \langle \psi_{ijk}^a(\tau_1) \psi_{ijk}^a(\tau_2) \rangle \quad (3.3)$$

where the indices a are not summed. Since the RHS is independent of a , we have dropped the index a on G too. Also, since the N scaling of the two point function is N^3 we have introduced a factor of $\frac{1}{N^3}$ in the definition, such that $G(\tau_1, \tau_2)$ does not scale with N to leading order.

¹As we will see later, this is also the feature of all models which obey *Unique Last Fermion (ULF) Property* defined in Section 5

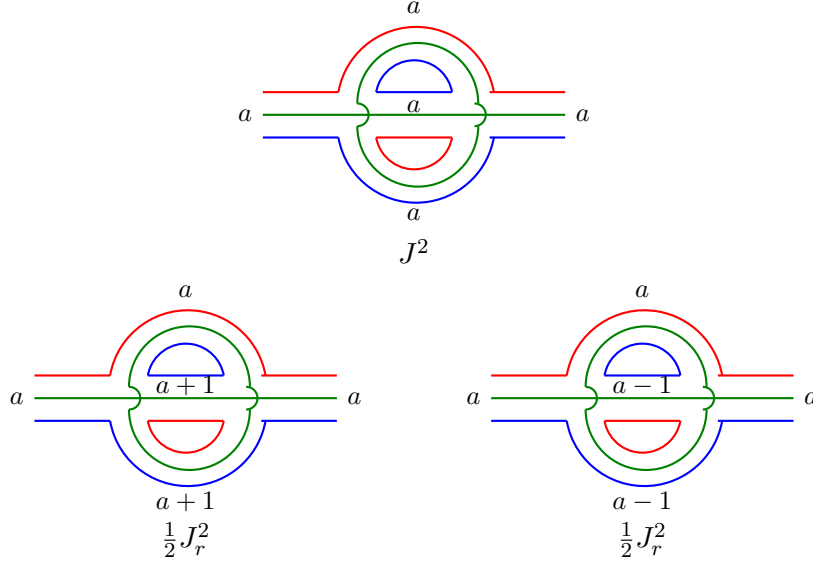


Figure 10: Contribution of interactions to melonic diagram. One can easily generate contributions from vertices of other colors by permuting lattice indices in the internal strand of melonic diagram.

Let us first consider the structure of the simplest two point melonic diagram. One can easily see that there are seven such diagrams depending on the details of the lattice index on the internal propagators (three of these diagrams are shown in Fig. 10). One of the diagrams arises due to the on-site interaction, while the other six arise from the hopping interactions. Each two point melonic diagram gives the same contribution as that of the single-site KT model in Section 2.1, but with different coupling constants. Note that we chose the numerical factor of hopping interaction in a way that the contribution of each melonic diagram in Fig. 10 with hopping interaction is $\frac{1}{2}J_c^2$ for any given color $c (= r, g, b)$ while on-site interaction gives J^2 . Hence, the final contribution to two point function is the sum of these seven diagrams, which is effectively equivalent to KT model with effective coupling constant

$$\mathcal{J}^2 \equiv J^2 + J_r^2 + J_g^2 + J_b^2 \quad (3.4)$$

One can easily extend these observations to any two point melonic diagram and this results in the same Schwinger-Dyson equation for $G(\tau_1, \tau_2)$ as in Figure 7. We get

$$G(\tau_1, \tau_2) = G_0(\tau_1, \tau_2) + \mathcal{J}^2 \int d\tau_3 d\tau_4 G_0(\tau_1, \tau_3) [G(\tau_3, \tau_4)]^3 G(\tau_4, \tau_2) \quad (3.5)$$

As in KT model, this Schwinger-Dyson equation has reparametrization symmetry in the strong coupling limit $|\mathcal{J}\tau_{12}| \gg 1$, and one immediately has a solution [1, 3, 4, 6–8]

$$G(\tau_1, \tau_2) = b \frac{\text{sgn}(\tau_{12})}{|\mathcal{J}\tau_{12}|^{\frac{1}{2}}} \quad (3.6)$$

where $b = -(4\pi)^{-\frac{1}{4}}$. Note that the theory has the same $SL(2, R)$ as single-site KT model.

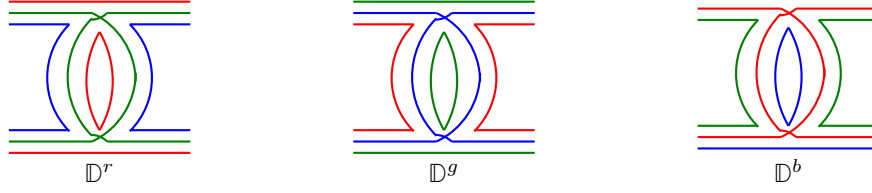


Figure 11: Dipoles of three colors in KT Model

4 Four Point Function in Klebanov-Tarnopolsky Chain Model

Before we discuss the large N diagrammatics of four point functions, it is useful to understand the structure of ladder diagrams. The standard terminology is to term the horizontal lines at the top and bottom as legs of a ladder and the lines connecting them as rungs of the ladder. It is also useful to define a basic building block for all the ladder diagrams: *dipole* introduced in [32, 34, 35, 39, 52]. A dipole is a four point function with two vertices shown in Fig. 11 for the case of single-site KT model. There are 3 types of dipoles of order $\mathcal{O}(N^{-2})$ depending on the color (*i.e.*, r, g, b) which is transmitted along the ladder, and they will be denoted by \mathbb{D}^c ($c = r, g, b$). It should be clear that stringing the dipoles together gives the full ladder diagram.

In KT chain model, each external leg of the dipole now carries a lattice index, which gives an extra structure for the dipoles. The Z_2^L symmetry imposes that not all the external fermions can have different lattice index, but they must always come in pairs. Consequently, there are two classes of dipoles: The first class of dipoles is one with two identical lattice indices on the left (and, hence also on the right side) of the dipole - these are given in (Fig. 12) which are denoted by \mathbb{D}_{ab}^c ($c = r, g, b$ and $a, b = 1, 2, \dots, L$). The second class of dipoles is one which have two different lattice indices on the left side (and hence also on the right side) of dipole. Though one can easily evaluate all possible dipoles, we will, in this paper, focus on the dipole of the first class *i.e.* \mathbb{D}_{ab}^c given in Fig. 12. This is because we are interested in those four point functions which are analogous to those in GQS SYK model [25] and the second class of dipoles never appear in the leading ladder diagrams of the four point functions we study in this work.

Dipoles denoted by \mathbb{D}_{ab}^c ($c = r, g, b$ and $a, b = 1, 2, \dots, L$) in Fig. 12 can be treated as a matrix in the lattice space. Note that in KT chain model dipole \mathbb{D}_{ab}^c vanishes unless $|a - b| \leq 1$.

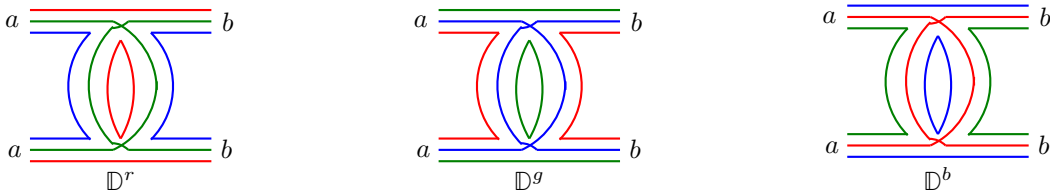


Figure 12: Dipoles \mathbb{D}_{ab}^c of three colors in KT chain model

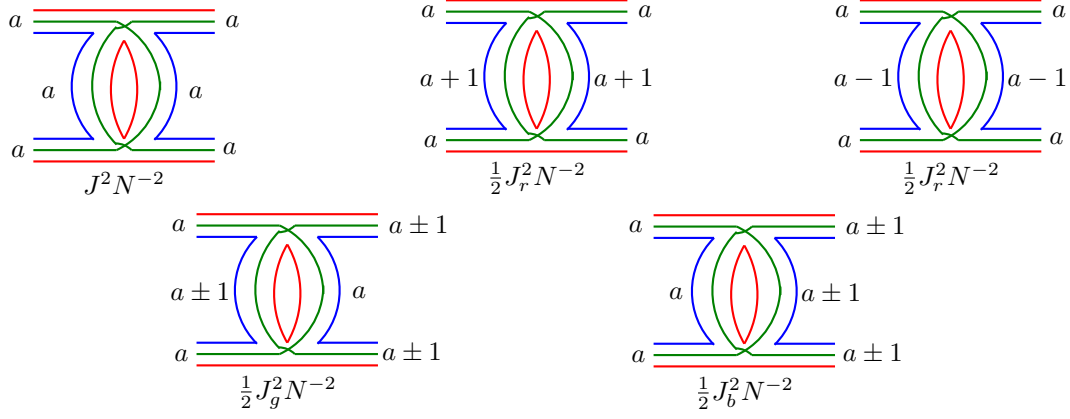


Figure 13: Contribution of interactions to dipoles

To evaluate a dipole \mathbb{D}_{ab}^c , we need to find all possible Feynman diagrams consistent with external lattice indices and color of dipole (*e.g.*, See Fig. 13 for \mathbb{D}^r). Moreover, one can easily see² that two identical hopping vertices gives $\frac{1}{2}J_c^2$ while two on-site vertex contribute J^2 , and therefore one can obtain, for example

$$N^{-2}\mathbb{D}_{ab}^r(\tau_1, \tau_2, \tau_3, \tau_4) = \begin{cases} -N^{-2}(J^2 + J_r^2)G(\tau_{13})G(\tau_{24})[G(\tau_{34})]^2 & \text{for } a = b \\ -\frac{1}{2}N^{-2}(J_g^2 + J_b^2)G(\tau_{13})G(\tau_{24})[G(\tau_{34})]^2 & \text{for } |a - b| = 1 \end{cases} \quad (4.1)$$

where we replaced free propagator with full propagators. In general, dipoles in this paper are symmetric matrices in lattice space because a horizontal reflection of the dipole generates another dipole with the same vertices. One can obtain a similar expression for other dipoles \mathbb{D}_{ab}^g and \mathbb{D}_{ab}^b . Also, note that we make \mathbb{D}_{ab}^r of order $\mathcal{O}(N^0)$ by factoring out N^{-2} in the LHS of (4.1).

Now that we have elucidated the building blocks of a ladder diagram, we next turn to an analysis of gauge invariant four point functions. One can then see that there are three different channels of the four point functions depending on contraction of gauge indices of external fermions. Specifically, we define

$$\begin{aligned} F_{a_1 a_2}^C &\equiv \langle \psi_{i_1 j_1 k_1}^{a_1}(\tau_1) \psi_{i_1 j_1 k_1}^{a_1}(\tau_2) \psi_{i_2 j_2 k_2}^{a_2}(\tau_3) \psi_{i_2 j_2 k_2}^{a_2}(\tau_4) \rangle \\ F_{a_1 a_2}^{P,r} &\equiv \langle \psi_{i_1 j_1 k_1}^{a_1}(\tau_1) \psi_{i_2 j_1 k_1}^{a_1}(\tau_2) \psi_{i_1 j_2 k_2}^{a_2}(\tau_3) \psi_{i_2 j_2 k_2}^{a_2}(\tau_4) \rangle \\ F_{a_1 a_2}^{P,g} &\equiv \langle \psi_{i_1 j_1 k_1}^{a_1}(\tau_1) \psi_{i_1 j_2 k_1}^{a_1}(\tau_2) \psi_{i_2 j_1 k_2}^{a_2}(\tau_3) \psi_{i_2 j_2 k_2}^{a_2}(\tau_4) \rangle \\ F_{a_1 a_2}^{P,b} &\equiv \langle \psi_{i_1 j_1 k_1}^{a_1}(\tau_1) \psi_{i_1 j_1 k_2}^{a_1}(\tau_2) \psi_{i_2 j_2 k_1}^{a_2}(\tau_3) \psi_{i_2 j_2 k_2}^{a_2}(\tau_4) \rangle \\ F_{a_1 a_2 a_3 a_4}^T &\equiv \langle \psi_{i_1 j_1 k_1}^{a_1}(\tau_1) \psi_{i_1 j_2 k_2}^{a_2}(\tau_2) \psi_{i_2 j_1 k_2}^{a_3}(\tau_3) \psi_{i_2 j_2 k_1}^{a_4}(\tau_4) \rangle \end{aligned} \quad (4.2)$$

where “C” “P” and “T” represent “Cooper”, “Pillow” and “Tetrahedron” channel, respectively. Since Pillow contraction is not symmetric in RGB color, there are three Pillow channels

²In fact, this can be immediately deduced from *Unique Last Fermion Property* which we will define in Section 5.

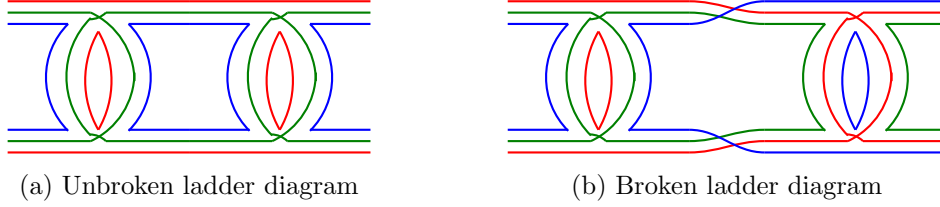


Figure 14: Unbroken and broken ladder diagrams. Unbroken ladder diagram is composed of dipoles of identical color (*e.g.*, $\mathbb{D}^r \mathbb{D}^r$) while broken ladder diagram contains at least one dipole of distinct color (*e.g.*, $\mathbb{D}^r \mathbb{D}^b$).



Figure 15: General structure of unbroken and broken ladder diagrams. In unbroken ladder diagram, one color (*e.g.*, red) is transmitted along the ladder. On the other hand, all three colors from the external strand turn back.

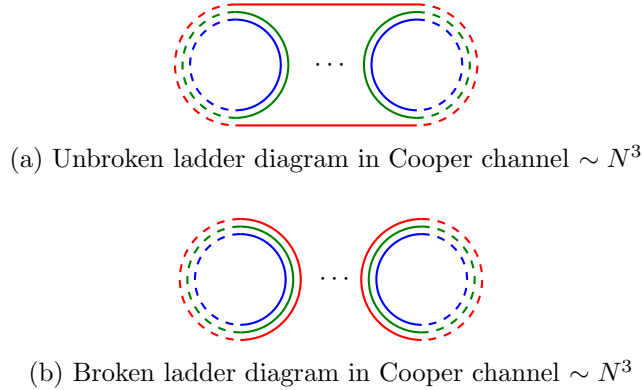


Figure 16: Unbroken and broken ladder diagram in Cooper channel. The dashed line represents contraction of external gauge indices

labelled by the three colors. Just like in the single-site KT model, the leading N diagrams of KT chain model will be ladder diagrams.

Various dipoles strung together horizontally form a ladder diagram with external color indices uncontracted (*e.g.*, Figure 14). We will distinguish between two types of ladder diagrams : *unbroken* and *broken* ladder diagram [39].

- **Unbroken ladder:** A ladder diagram is unbroken if it is made of dipoles of the same color (*e.g.* $\mathbb{D}^r \mathbb{D}^r$ in Fig. 14a) Note that one of external colors in an unbroken

ladder diagram is transmitted along the ladder (See Fig. 15b). Using this structure, one can easily show by induction that an unbroken ladder diagram (without contracting external indices) is of order $\mathcal{O}(N^{-2})$. For example, let us attach a dipole of red color to an unbroken ladder diagram of the same color (*e.g.*, See Fig. 15a). This procedure produces two additional loops, and the corresponding N^2 contribution will be cancelled with N^{-2} in the attached dipole.

- **Broken ladder:** A ladder diagram is broken if it has at least one different dipole (*i.e.*, $\mathbb{D}^r \mathbb{D}^b$ in Figure 14b, for example). Unlike unbroken ladder diagram, all three external colors return in the broken ladder diagrams (See Fig. 15b). Also, one can show by induction that a broken ladder diagram is of order $\mathcal{O}(N^{-3})$. Namely, attaching any dipole to a broken ladder diagram in Fig. 15b does not change order in N . However, when an unbroken ladder diagram is attached to a dipole of different color, it makes only one loop so that the unbroken ladder diagram of order $\mathcal{O}(N^{-2})$ becomes broken one of order $\mathcal{O}(N^{-3})$.

Although the above argument seems to suggest that broken diagrams is suppressed at leading order in N , we will later see that depending on the contractions of external legs, they could give an important contribution even at leading order in N .

Now, we turn to analyzing each of the channels given in (4.2).

4.1 Cooper Channel

We begin our analysis of four point function for the case of Cooper channel. This channel is interesting because the corresponding analogues in SYK [8] and the single-site KT model [42] exhibit maximal chaotic behavior. In the large N limit, it can be written as

$$F_{ab}^C(\tau_1, \tau_2, \tau_3, \tau_4) = N^6 G(\tau_{12}) G(\tau_{34}) + N^3 \mathcal{F}_{ab}^C(\tau_1, \tau_2, \tau_3, \tau_4) \quad (4.3)$$

where the first term in the RHS of order $\mathcal{O}(N^6)$ corresponds to a disconnected diagram. Note that the disconnected piece is independent of lattice points.

The subleading piece \mathcal{F}_{ab}^C consists of ladder diagrams with external gauge indices contracted. Recall that the unbroken and broken ladder diagram are of different order in N without contraction of external gauge indices. But, when the external legs are contracted via the Cooper contraction both unbroken and broken ladder diagram become of order $\mathcal{O}(N^3)$. This is because the external contraction produces five additional loops for unbroken one while it produces six additional loops for broken one (See Fig. 16). Moreover, this also implies that the ladder diagram of Cooper channel \mathcal{F}_{ab}^C is composed of arbitrary combination of three dipoles, and therefore, it can be easily written as a geometric series of the dipoles:

$$\mathcal{F}^C = \sum_{n=0}^{\infty} (\mathbb{D}^r + \mathbb{D}^g + \mathbb{D}^b)^n \mathcal{F}_0 \quad (4.4)$$

where \mathcal{F}_0 is the first ladder diagram without rung

$$\mathcal{F}_0 \equiv -G(\tau_{13})G(\tau_{24}) + G(\tau_{14})G(\tau_{23}). \quad (4.5)$$

Note that we have now introduced the matrix notation. For example, the product of two dipoles in (4.4) must actually be understood as a matrix product in spatial coordinate as well as in bi-local time coordinate (τ_1, τ_2) , i.e

$$(\mathbb{D}^{c_1} \mathbb{D}^{c_2})_{a_1 a_2}(\tau_1, \tau_2; \tau_3, \tau_4) \equiv \sum_{a_3=1}^L \int d\tau_5 d\tau_6 \mathbb{D}_{a_1 a_3}^{c_1}(\tau_1, \tau_2; \tau_5, \tau_6) \mathbb{D}_{a_3 a_2}^{c_2}(\tau_5, \tau_6; \tau_3, \tau_4) \quad (4.6)$$

and also \mathcal{F}_0 is understood to be identity in lattice space. Using (4.1), the common ratio of the geometric series in (4.4) can be written as

$$\begin{aligned} & (\mathbb{D}^r + \mathbb{D}^g + \mathbb{D}^b)_{a_1 a_2}(\tau_1, \tau_2, \tau_3, \tau_4) \\ &= -[(3J^2 + \mathcal{J}_{\text{hop}}^2)\delta_{a_1, a_2} + \mathcal{J}_{\text{hop}}^2 \delta_{a_1, a_2 \pm 1}] G(\tau_{13})G(\tau_{24})[G(\tau_{34})]^2 \equiv S_{a_1 a_2}^C \mathcal{K}(\tau_1, \tau_2, \tau_3, \tau_4) \end{aligned} \quad (4.7)$$

where we have defined

$$\mathcal{J}_{\text{hop}} \equiv \sqrt{J_r^2 + J_g^2 + J_b^2} \quad (4.8)$$

and the $S_{a_1 a_2}^C$ is a hopping matrix defined by

$$S_{a_1 a_2}^C \equiv \delta_{a_1, a_2} + \frac{\mathcal{J}_{\text{hop}}^2}{3\mathcal{J}^2} (\delta_{a_1, a_2 \pm 1} - 2\delta_{a_1, a_2}) \quad (4.9)$$

The kernel $\mathcal{K}(\tau_1, \tau_2, \tau_3, \tau_4)$ is the same as that of SYK model in (2.8) except that the coupling constant J_{SYK} is replaced by the effective coupling constant \mathcal{J} given in (3.4):

$$\mathcal{K}(\tau_1, \tau_2, \tau_3, \tau_4) \equiv -3\mathcal{J}^2 G(\tau_{13})G(\tau_{24})[G(\tau_{34})]^2 \quad (4.10)$$

In a somewhat formal way, the geometric series in (4.4) can be summed up to give

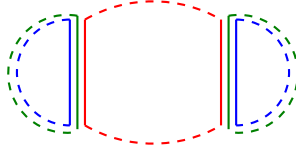
$$\mathcal{F}^C = \frac{1}{1 - S^C \mathcal{K}} \mathcal{F}_0 \quad (4.11)$$

By utilizing the translational invariance, it is now convenient to move to lattice momentum space to have the following expression for \mathcal{F}_p .

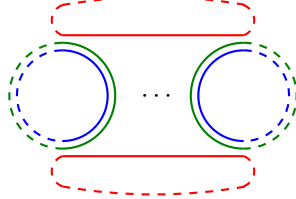
$$\mathcal{F}_p(\tau_1, \tau_2, \tau_3, \tau_4) = \frac{1}{1 - s(p)\mathcal{K}} \mathcal{F}_0 \quad (4.12)$$

where the function $s(p) \equiv 1 - \frac{2\mathcal{J}_{\text{hop}}^2}{3\mathcal{J}^2}(1 - \cos p)$. At this stage, one can recognize that this is exactly the same expression obtained in [25] as we mentioned in (2.18). Using the $SL(2, \mathbb{R})$ invariance, one can diagonalize $\mathcal{K}(\tau_1, \tau_2, \tau_3, \tau_4)$ by hypergeometric function $\Psi_h(\chi)$ (for more details refer to [8, 25]), one has

$$\begin{aligned} \mathcal{F}_p^C(\chi) \equiv \frac{\mathcal{F}_p^C(\tau_1, \tau_2, \tau_3, \tau_4)}{G(\tau_{12})G(\tau_{34})} &= \frac{4\pi}{3} \left[\int_{-\infty}^{\infty} \frac{ds}{2\pi} \frac{h - \frac{1}{2}}{\pi \tan \frac{\pi h}{2}} \frac{k_c(h)}{1 - s^C(p)k_c(h)} \Psi_h(\chi) \right]_{h=\frac{1}{2}+is} \\ &+ \sum_{n=1}^{\infty} \left(\frac{2h-1}{\pi^2} \frac{k_c(h)}{1 - s^C(p)k_c(h)} \Psi_h(\chi) \right) \Big|_{h=2n} \end{aligned} \quad (4.13)$$



(a) Disconnected diagram in Pillow channel $\sim N^5$



(b) Unbroken ladder diagram of the same color in Pillow channel $\sim N^4$

Figure 17: Leading and sub-leading diagrams in Pillow channel. The dashed line represents contraction of external gauge indices.

where the cross ratio χ is given by $\chi = \frac{\tau_{12}\tau_{34}}{\tau_{13}\tau_{24}}$. Moreover, eigenvalue $k_c(h)$ of \mathcal{K} is

$$k_c(h) = -\frac{3}{2} \frac{\tan \frac{\pi}{2}(h - \frac{1}{2})}{h - \frac{1}{2}} \quad (4.14)$$

The resulting four point function in (4.13) is identical to the result in [25], and therefore, one can immediately conclude that Lypunov exponent is maximal. The only difference is that hopping constant J_1 and the effective coupling constant $\sqrt{J^2 + J_1^2}$ in [25] are replaced by $\mathcal{J}_{\text{hop}} = \sqrt{J_r^2 + J_g^2 + J_b^2}$ and $\mathcal{J} = \sqrt{J^2 + \mathcal{J}_{\text{hop}}^2}$, respectively. One can then immediately conclude from their results that

$$\lambda_L^C = \frac{2\pi}{\beta} \quad (4.15)$$

In addition, diffusion constant and butterfly velocity are found to be

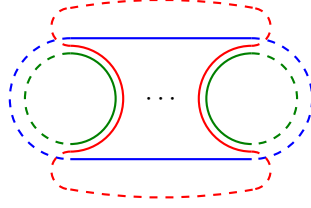
$$\mathbb{D}^C = \frac{2\pi \mathcal{J}_{\text{hop}}^2}{3\sqrt{2}\mathcal{J}\alpha_K}, \quad v_B^C = \frac{2\pi D}{\beta} \quad (4.16)$$

where $\alpha_K \approx 2.852$. At the scrambling time $t_*^C \sim \log N^3$, the ladder diagrams begin to be of the same order as the leading disconnected diagram (See in (4.3)).

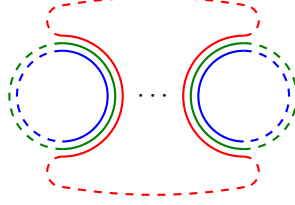
4.2 Pillow Channel

Next, we consider Pillow contraction of external gauge indices in ladder diagrams. For any color \mathfrak{c} , we have

$$F_{ab}^{P,\mathfrak{c}}(\tau_1, \tau_2, \tau_3, \tau_4) = N^5 G(\tau_{12})G(\tau_{34}) + N^4 \mathcal{F}_{ab}^{P,\mathfrak{c}}(\tau_1, \tau_2, \tau_3, \tau_4) \quad (4.17)$$



(a) Unbroken ladder diagram of different color in Pillow channel $\sim N^2$



(b) Broken ladder diagram in Pillow channel $\sim N^2$

Figure 18: Unbroken and broken ladder diagram contribution of order $O(N^2)$. The dashed line represents contraction of external gauge indices.

The first term comes from the disconnected diagram as in the Cooper channel, but now it is of order $\mathcal{O}(N^5)$ (See Fig. 17a for $\mathbf{c} = r$). Moreover, unlike the Cooper channel, unbroken and broken ladder diagrams have different order in N under the Pillow contraction. For example, Pillow contraction of red color gives additional factor N^6, N^4 and N^5 to unbroken one of red color, unbroken one of green/blue colors and broken one, respectively (See Fig. 17b and 18). Therefore, in the Pillow channel of a color \mathbf{c} , unbroken ladder diagrams of the color \mathbf{c} are of order $\mathcal{O}(N^4)$ while others (either unbroken ones of different color or broken ones) are of order $\mathcal{O}(N^2)$. This implies that (leading) ladder diagram $\mathcal{F}^{P,\mathbf{c}}$ can be represented by the following geometric series.

$$N^4 \mathcal{F}^{P,\mathbf{c}} = N^4 \sum_{n=0}^{\infty} (\mathbb{D}^{\mathbf{c}})^n \mathcal{F}_0 \quad (4.18)$$

where the product of dipoles is a matrix product defined in (4.6). For example, the common ratio of the geometric series for a specific color $\mathbf{c} = r$ is

$$\begin{aligned} \mathbb{D}_{a_1 a_2}^r(\tau_1, \tau_2, \tau_3, \tau_4) &= -[(J_g^2 + J_r^2)\delta_{a_1, a_2} + \frac{1}{2}(J_g^2 + J_b^2)\delta_{a_1, a_2 \pm 1}]G(\tau_{13})G(\tau_{24})[G(\tau_{34})]^2 \\ &\equiv \frac{1}{3}S_{a_1 a_2}^{P,r} \mathcal{K}(\tau_1, \tau_2, \tau_3, \tau_4) \end{aligned} \quad (4.19)$$

where $S_{a_1 a_2}^{P,r}$ is a hopping matrix defined by

$$S_{a_1 a_2}^{P,r} = \delta_{a_1, a_2} + \frac{J_g^2 + J_b^2}{2\mathcal{J}^2}(\delta_{a_1, a_2 \pm 1} - 2\delta_{a_1 a_2}) \quad (4.20)$$

As in the Cooper channel, one can move to lattice momentum space to get the following expression for $\mathcal{F}^{P,r}$:

$$\mathcal{F}_p^{P,r}(\tau_1, \tau_2, \tau_3, \tau_4) = \frac{1}{1 - \frac{1}{3}s^{P,r}(p)\mathcal{K}}\mathcal{F}_0 \quad (4.21)$$

where the structure constant is given by $s^{P,r}(p) = 1 - \frac{J_g^2 + J_b^2}{\mathcal{J}^2}(1 - \cos p)$. At this stage, note that the above equation is the same as (4.12) we obtained for the Cooper channel except for some trivial relabelling of couplings and the factor of $\frac{1}{3}$ in the denominator. Hence, following the logic similar to [25], one can diagonalize \mathcal{K} to obtain

$$\begin{aligned} \mathcal{F}_p^{P,r}(\chi) \equiv \frac{\mathcal{F}_p^{P,r}(\tau_1, \tau_2, \tau_3, \tau_4)}{G(\tau_{12})G(\tau_{34})} &= \frac{4\pi}{3} \left[\int_{-\infty}^{\infty} \frac{ds}{2\pi} \frac{h - \frac{1}{2}}{\pi \tan \frac{\pi h}{2}} \frac{k_c(h)}{1 - \frac{1}{3}s^{P,r}(p)k_c(h)} \Psi_h(\chi) \right]_{h=\frac{1}{2}+is} \\ &+ \sum_{n=1}^{\infty} \left(\frac{2h-1}{\pi^2} \frac{k_c(h)}{1 - \frac{1}{3}s^{P,r}(p)k_c(h)} \Psi_h(\chi) \right) \Big|_{h=2n} \end{aligned} \quad (4.22)$$

One can also obtain the Pillow channels of other colors $\mathcal{F}_p^{P,g}$ and $\mathcal{F}_p^{P,b}$ by trivial permutation of couplings. The computation of Lyapunov exponent is, however, sensitive to this factor of $\frac{1}{3}$ as we show in Appendix A.1. Because of additional factor $\frac{1}{3}$, we have

$$-\frac{1}{3} \leq \frac{1}{3}s^{P,c}(p) \leq \frac{1}{3}, \quad (4.23)$$

and therefore, $\mathcal{F}_p^{P,c}$ exhibits non-chaotic behavior according to analysis in Appendix A.1. This shows that the four point function does not grow exponentially up to term of order $\mathcal{O}(N^4)$. Note that this implies that in the Pillow channel the scrambling time $t_*^P > \log N$ because the leading disconnected diagram is of order $\mathcal{O}(N^5)$.

This shows that to detect the exponential growth and hence extract the Lyapunov exponent and scrambling time, one has to look at subleading terms. There could be two sources for the subleading effects: $\frac{1}{\beta\mathcal{J}}$ or $\frac{1}{N}$ corrections, although the latter is much smaller than the former. To find $\frac{1}{\beta\mathcal{J}}$ effects, one needs to keep track of $\frac{1}{\beta\mathcal{J}}$ corrections to the propagator and [8] has outlined a systematic procedure to do this although we will not pursue this here. The $\frac{1}{N}$ corrections are much harder, since now a host of other non-melonic diagrams as well as other class of diagrams³ starts contributing. In fact, it was shown [23] that the leading non-melonic contribution scales like $\mathcal{O}(N^3)$. Hence, one cannot immediately conclude whether Pillow channel will also saturate the chaos bound or not.

In Appendix A.2, we evaluated spectrum of the operators in the OPE limit. Let us mention the results for KT model explicitly here. Note that the zero momentum mode i.e $\mathcal{F}_{p=0}^{P,r}$ for KT chain model is actually just the corresponding connected four point function

³For example, in the Pillow channel, a vertical broken ladder diagram is also of order $\mathcal{O}(N^3)$, and a tetrahedron diagram(or so-called ‘exceptional four point function’ in $D = 3$ case [39]) is of order $\mathcal{O}(N^{\frac{7}{2}})$

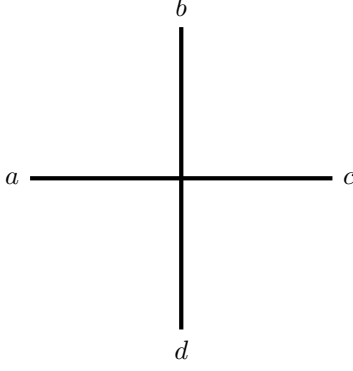


Figure 19: Tetrahedron channel $\sim N^{\frac{9}{2}}$

of KT model. Hence from the Pillow channel for KT model, one can read off the conformal dimensions of the operators are found to be

$$h_0 \approx 1.7434, \quad h_1 \approx 3.6018, \quad h_2 \approx 5.5627, \quad \dots \quad (4.24)$$

and, for large conformal dimension h_n , it asymptotes to

$$h_n \approx 2n + \frac{3}{2} + \frac{1}{2\pi n} \quad (n \gg 1) \quad (4.25)$$

4.3 Tetrahedron Channel

Here, the leading contribution is qualitatively different from the previous other channels. The leading Tetrahedron channel does not come from disconnected diagram, but connected one in Fig. 19 which is of order $\mathcal{O}(N^{\frac{9}{2}})$

$$\mathcal{F}_{a_1 a_2 a_3 a_4}^T(\tau_1, \tau_2, \tau_3, \tau_4) \equiv N^{-\frac{9}{2}} \langle \psi_{i_1 j_1 k_1}^{a_1}(\tau_1) \psi_{i_1 j_2 k_2}^{a_2}(\tau_2) \psi_{i_2 j_1 k_2}^{a_3}(\tau_3) \psi_{i_2 j_2 k_1}^{a_4}(\tau_4) \rangle \quad (4.26)$$

and is analogous to ‘exceptional four point function’ in tensor models [39]. From the diagram in Fig. 19, we get

$$\mathcal{F}_{a_1 a_2 a_3 a_4}^T(\tau_1, \tau_2, \tau_3, \tau_4) = \mathcal{J}_{a_1 a_2 a_3 a_4}^T \int d\tau G(\tau_1, \tau) G(\tau_2, \tau) G(\tau_3, \tau) G(\tau_4, \tau) \quad (4.27)$$

where

$$\mathcal{J}_{a_1 a_2 a_3 a_4}^T = \begin{cases} J & a_1 = a_2 = a_3 = a_4 \\ J_r & a_1 = a_2, a_3 = a_4 \text{ and } |a_1 - a_3| = 1 \\ J_g & a_1 = a_3, a_2 = a_4 \text{ and } |a_1 - a_4| = 1 \\ J_b & a_1 = a_4, a_2 = a_3 \text{ and } |a_1 - a_2| = 1 \\ 0 & \text{otherwise} \end{cases} \quad (4.28)$$

Using the two point function in (2.5), one can explicitly evaluate the leading Tetrahedron channel. For $\tau_1 > \tau_2 > \tau_3 > \tau_4$, we obtain

$$\begin{aligned} \mathcal{F}_{a_1 a_2 a_3 a_4}^T(\chi) &\equiv \frac{\mathcal{F}_{a_1 a_2 a_3 a_4}^T(\tau_1, \tau_2, \tau_3, \tau_4)}{G(\tau_{12})G(\tau_{34})} \\ &= \frac{\mathcal{J}_{a_1 a_2 a_3 a_4}^T}{\mathcal{J}} \left(\frac{6 \log 2 - \pi}{\sqrt{\pi}} + \frac{3}{2\sqrt{\pi}} \log(1 - \chi) - \frac{3}{2\sqrt{\pi}} \log \chi \right) \chi^{\frac{1}{2}} {}_2F_1\left(\frac{1}{2}, \frac{1}{2}; 1; \chi\right) \\ &\quad + \sum_{n=1}^{\infty} \left[\sqrt{\frac{\mathcal{J}_{a_1 a_2 a_3 a_4}^T}{\mathcal{J}}} \frac{\sqrt{3}(2n-1)!!}{\pi^{\frac{1}{4}} \sqrt{n} 2^n n!} \right]^2 \chi^{n+\frac{1}{2}} {}_3F_2\left(n + \frac{1}{2}, n + \frac{1}{2}, 1; n+1, n+1; \chi\right) \end{aligned} \quad (4.29)$$

where the cross ratio $\chi = \frac{\tau_{12}\tau_{34}}{\tau_{13}\tau_{24}} < 1$. On the other hand, for $\tau_1 > \tau_3 > \tau_2 > \tau_4$ where $\chi > 1$, we have

$$\begin{aligned} \mathcal{F}_{a_1 a_2 a_3 a_4}^T(\chi) &= -\frac{\mathcal{J}_{a_1 a_2 a_3 a_4}^T}{\mathcal{J}} \left(\frac{8 \log 2 - 3\pi}{2\sqrt{\pi}} + \frac{1}{\sqrt{\pi}} \log \frac{1 - \chi}{\chi} \right) {}_2F_1\left(\frac{1}{2}, \frac{1}{2}; 1; \chi\right) \\ &\quad - \sum_{n=1}^{\infty} \left[\sqrt{\frac{\mathcal{J}_{a_1 a_2 a_3 a_4}^T}{\mathcal{J}}} \frac{\sqrt{2}(2n-1)!!}{\pi^{\frac{1}{4}} \sqrt{n} 2^n n!} \right]^2 \chi^n {}_3F_2\left(n + \frac{1}{2}, n + \frac{1}{2}, 1; n+1, n+1; \chi\right) \end{aligned} \quad (4.30)$$

In order to evaluate the out-of-time-ordered correlator, we perform analytic continuation of $\chi > 1$ expression in (4.30) to $\chi < 1$ as in [8]. Then, by conformal transformation in (A.3), we take large t limit (equivalently, $\chi \sim e^{-\frac{2\pi}{\beta}t} \rightarrow 0$) to have

$$\mathcal{F}_{a_1 a_2 a_3 a_4}^T(\chi) \sim \log \chi \sim t \quad (4.31)$$

5 Generalized Tensor Models on a Lattice

In this section, we will list some possible lattice generalizations of KT models. The most general translationally invariant Hamiltonian with a sublattice symmetry can be written as

$$H^{n_2, n_3, n_4} = N^{-\frac{3}{2}} \sum_{a=1}^L \sum_{\alpha, \beta, \gamma, \delta=1}^M J_{\alpha\beta\gamma\delta}^{n_1, n_2, n_3} \psi_{i_1 j_1 k_1}^{a, \alpha} \psi_{i_1 j_2 k_2}^{a+n_1, \beta} \psi_{i_2 j_1 k_2}^{a+n_2, \gamma} \psi_{i_2 j_2 k_1}^{a+n_3, \delta} \quad (5.1)$$

where the lattice index is $a = 1, \dots, L$, and the sublattice site index runs over $\alpha, \beta, \gamma, \delta = 1, \dots, M$. For example, KT chain model given in (3.1) has no sublattice structure *i.e.*, $M = 1$. Furthermore, we will henceforth only consider models with the following *Unique Last Fermion (ULF) Property*

Unique Last Fermion (ULF) Property

All the quartic interactions have the following property : Given three of the fermions participating in the interaction, the fourth is completely fixed

Together with melonic dominance, ULF property leads to a nice structure of two and four point functions. (*e.g.*, two point function is diagonal in the lattice space.) Some simple models with the above structure of tetrahedron quartic interactions are given below:

1. **Klebanov-Tarnopolsky Chain Model (KT Chain model)** (Section 3):

$$\begin{aligned}
H = & \frac{JN^{-\frac{3}{2}}}{4} \sum_{a=1}^L \psi_{i_1 j_1 k_1}^a \psi_{i_1 j_2 k_2}^a \psi_{i_2 j_1 k_2}^a \psi_{i_2 j_2 k_1}^a + \frac{J_r N^{-\frac{3}{2}}}{2\sqrt{2}} \sum_{a=1}^L \psi_{i_1 j_1 k_1}^a \psi_{i_1 j_2 k_2}^a \psi_{i_2 j_1 k_2}^{a+1} \psi_{i_2 j_2 k_1}^{a+1} \\
& + \frac{J_g N^{-\frac{3}{2}}}{2\sqrt{2}} \sum_{a=1}^L \psi_{i_1 j_1 k_1}^a \psi_{i_1 j_2 k_2}^{a+1} \psi_{i_2 j_1 k_2}^a \psi_{i_2 j_2 k_1}^{a+1} + \frac{J_b N^{-\frac{3}{2}}}{2\sqrt{2}} \sum_{a=1}^L \psi_{i_1 j_1 k_1}^a \psi_{i_1 j_2 k_2}^{a+1} \psi_{i_2 j_1 k_2}^{a+1} \psi_{i_2 j_2 k_1}^a
\end{aligned} \tag{5.2}$$

KT chain model does not have sublattice symmetry (*i.e.*, $M = 1$), and therefore we can drop the sublattice indices (*i.e.*, α, β, \dots). In the concise notation introduced in (5.1), this is given by the set of J^{n_1, n_2, n_3} :

$$J^{011} = \frac{J_r}{2\sqrt{2}} \quad J^{101} = \frac{J_g}{2\sqrt{2}} \quad J^{110} = \frac{J_b}{2\sqrt{2}} \tag{5.3}$$

2. **Gurau-Witten Model (GW model)** [39, 41] (Section 5.1):

$$H = JN^{-\frac{3}{2}} \psi_{i_1 j_1 k_1}^1 \psi_{i_1 j_2 k_2}^2 \psi_{i_2 j_1 k_2}^3 \psi_{i_2 j_2 k_1}^4 \tag{5.4}$$

As we will discuss in Section 5.1, for our purpose of computing correlators, GW model can be treated as a particular case of (5.1). Note that as written (5.4) does not have \mathbb{Z}_4 spatial translational symmetry and hence can be thought of as a sublattice $L = 1$, $M = 4$ case. But one of the \mathbb{Z}_2 global symmetry, which we will see in Fig 20, can play a role of translational symmetry so that GW model can be considered as $L = 2$ and $M = 2$ lattice.

3. **Generalized Gurau-Witten Model** (Section 5.2):

$$\begin{aligned}
H \equiv & JN^{-\frac{3}{2}} \sum_{a=1}^4 \psi_{i_1 j_1 k_1}^a \psi_{i_1 j_2 k_2}^a \psi_{i_2 j_1 k_2}^a \psi_{i_2 j_2 k_1}^a \\
& + \sum_{\sigma \in S_3} J_{(1\sigma(2)\sigma(3)\sigma(4))} N^{-\frac{3}{2}} \psi_{i_1 j_1 k_1}^1 \psi_{i_1 j_2 k_2}^{\sigma(2)} \psi_{i_2 j_1 k_2}^{\sigma(3)} \psi_{i_2 j_2 k_1}^{\sigma(4)}
\end{aligned} \tag{5.5}$$

In generalized GW model, various hopping interactions as well as onsite interactions are added to GW model. Again, there is no \mathbb{Z}_4 spatial translational symmetry, but one can think of it as a sublattice like GW model (*i.e.*, $L = 1$, $M = 4$ or $L = 2$, $M = 2$). Note that the Hamiltonian for this model smoothly interpolates between that of KT model and GW model as we vary the couplings.

Since we have already discussed KT model on a chain in section 3, we will next turn to analysing GW and generalized GW models in section 5.1 and section 5.2.

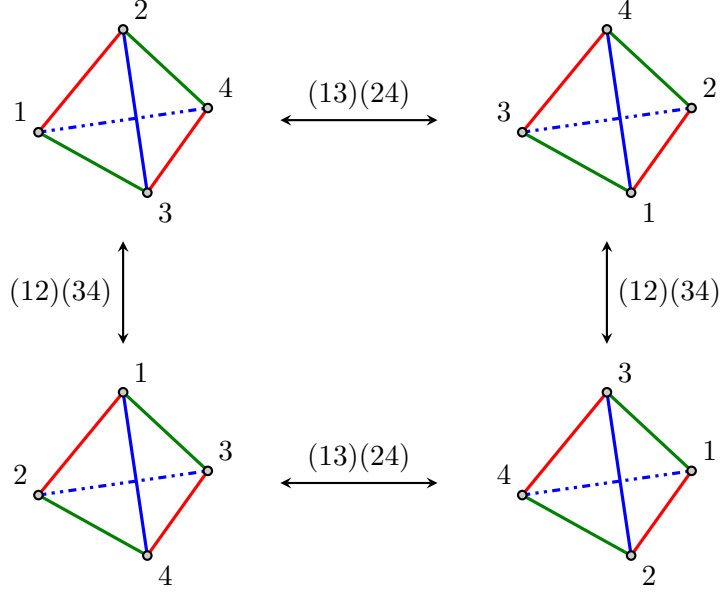


Figure 20: Symmetry of colored tetrahedron, $\mathbb{Z}_2 \times \mathbb{Z}_2$. Each vertex represent the lattice index of fermion. (or, “color” in [39]) The colored edge corresponds to contraction of gauge indices. Each vertex should be connected to others via specific color, which is actually equivalent to $O(N)^6$ gauge invariance.

5.1 Gurau-Witten Colored Tensor Model

In this section, we will consider the Gurau-Witten colored tensor model [39, 41]. The Hamiltonian for this model is given in (5.4), *i.e.*, looks the same as the KT model on a four-site lattice except for the lattice index. In spite of being described by the same Hamiltonian, the gauge symmetries of the two models are different: GW model has $O(N)^6$ gauge symmetry while the KT model on a four-site lattice has only $O(N)^3$ gauge symmetry. However, since in quantum mechanics gauge fields are non-dynamical, the only role of gauging is to restrict the theory to the gauge invariant sector. In particular, computing observables outlined in (3.2) and (4.2) which are gauge invariant in both models, will give identical results. Henceforth, we will not make a distinction between the two models and refer to both of them as GW model. We will also see that thinking of GW model as a KT model on lattice will serve as a useful bookkeeping device. For example, one may consider the diagonal $O(N)_r$ subgroup of $O(N)_{12} \times O(N)_{34}$ gauge group⁴ in GW model as one of the gauge group of four-site KT model, and similar for other colors. Then, the remaining becomes a global symmetry of the four-site KT model.

Moreover, the GW model has $\mathbb{Z}_2 \times \mathbb{Z}_2$ symmetry which is related to symmetry of colored tetrahedron. The Hamiltonian (5.4) of the GW model is represented by colored tetrahedron,

⁴In GW model, for any pair a, b , there is a gauge group $O(N)_{ab}$ under which the ψ_{ijk}^a and ψ_{ijk}^b fermions transform in the fundamental representation, while all the other fermions are singlets of $O(N)_{ab}$

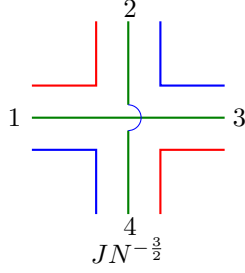


Figure 21: The basic vertices of GW model

which is invariant under $\mathbb{Z}_2 \times \mathbb{Z}_2$ transformation (See Fig. 20).

The large N diagrammatics of GW model is the same as the KT chain model except that GW model has only one vertex illustrated in Fig. 21. Hence, one may repeat the same large N diagrammatics as before, especially for two point functions. Note that although GW model does not have \mathbb{Z}_2^4 symmetry as in the 4-site KT chain model, $O(N)^6$ symmetry implies that two point function is diagonal in the lattice space. Since there is only one vertex, one can easily find recursion like Fig. 7, and the corresponding Schwinger-Dyson equation for two point function reads

$$G(\tau_1, \tau_2) = G_0(\tau_1, \tau_2) + J^2 \int d\tau_3 d\tau_4 G_0(\tau_1, \tau_3) [G(\tau_3, \tau_4)]^3 G(\tau_4, \tau_2) \quad (5.6)$$

And, as before, a solution in strong coupling limit $|J\tau_{12}| \gg 1$ is

$$G(\tau_1, \tau_2) = b \frac{\text{sgn}(\tau_{12})}{|J\tau_{12}|^{\frac{1}{2}}} \quad (5.7)$$

where $b = -(4\pi)^{-\frac{1}{4}}$.

Four Point function: We begin with evaluating dipoles which are now a 4×4 matrices due to the four sites. For example, considering the vertex in the Fig. 21, one can find four diagrams contributing to a dipole of red color (See Fig. 22), and similarly for other dipoles.

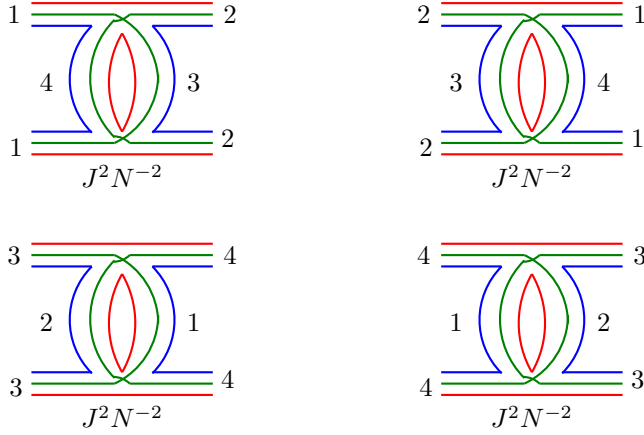


Figure 22: Dipoles in the GW model

Hence, we have

$$N^{-2}\mathbb{D}^r(\tau_1, \tau_2, \tau_3, \tau_4) = -N^{-2}J^2 \begin{pmatrix} 0 & 1 & 0 & 0 \\ 1 & 0 & 0 & 0 \\ 0 & 0 & 0 & 1 \\ 0 & 0 & 1 & 0 \end{pmatrix} G(\tau_{13})G(\tau_{24})[G(\tau_{34})]^2 = \frac{1}{3}\mathbb{1} \otimes \sigma_1 \mathcal{K} \quad (5.8)$$

$$N^{-2}\mathbb{D}^g(\tau_1, \tau_2, \tau_3, \tau_4) = -N^{-2}J^2 \begin{pmatrix} 0 & 0 & 1 & 0 \\ 0 & 0 & 0 & 1 \\ 1 & 0 & 0 & 0 \\ 0 & 1 & 0 & 0 \end{pmatrix} G(\tau_{13})G(\tau_{24})[G(\tau_{34})]^2 = \frac{1}{3}\sigma_1 \otimes \mathbb{1} \mathcal{K} \quad (5.9)$$

$$N^{-2}\mathbb{D}^b(\tau_1, \tau_2, \tau_3, \tau_4) = -N^{-2}J^2 \begin{pmatrix} 0 & 0 & 0 & 1 \\ 0 & 0 & 1 & 0 \\ 0 & 1 & 0 & 0 \\ 1 & 0 & 0 & 0 \end{pmatrix} G(\tau_{13})G(\tau_{24})[G(\tau_{34})]^2 = \frac{1}{3}\sigma_1 \otimes \sigma_1 \mathcal{K} \quad (5.10)$$

where the kernel $\mathcal{K}(\tau_1, \tau_2, \tau_3, \tau_4)$ is given by

$$\mathcal{K}(\tau_1, \tau_2, \tau_3, \tau_4) \equiv -3J^2 G(\tau_{13})G(\tau_{24})[G(\tau_{34})]^2 \quad (5.11)$$

Note that the above 4×4 hopping matrices are symmetric because the dipole diagram is also symmetric under flip (See in Fig. 22). Also, note the 4×4 matrix can be expressed as a Kronecker product of two 2×2 matrices. This naturally comes from the fact that the GW model can be interpreted as a tensor model on the $L = 2$ $M = 2$ lattice. From this point of view, one of the 2×2 matrix corresponds to the hopping matrix of the $L = 2$ lattice while the other is the hopping matrix of the $M = 2$ sublattice.

Cooper Channel: In t'Hooft large N limit, like KT model, the leading four point function $F_{ab}^C(\tau_1, \tau_2, \tau_3, \tau_4)$ in Cooper channel comes from disconnected diagram and is of order $\mathcal{O}(N^6)$

$$F_{ab}^C(\tau_1, \tau_2, \tau_3, \tau_4) = N^6 G(\tau_{12})G(\tau_{34}) + N^3 \mathcal{F}_{ab}^C(\tau_1, \tau_2, \tau_3, \tau_4) \quad (5.12)$$

In the sub-leading order, both unbroken and broken ladder diagram in the Cooper channel are of the same order $\mathcal{O}(N^3)$. Hence, \mathcal{F}_{ab}^C is composed of all combination of dipoles, which leads to a geometric series:

$$N^3 \mathcal{F}^C = N^3 \sum_{n=0}^{\infty} (\mathbb{D}^r + \mathbb{D}^g + \mathbb{D}^b)^n \mathcal{F}_0 \quad (5.13)$$

The common ratio of the geometric series is

$$\mathbb{D}^r + \mathbb{D}^g + \mathbb{D}^b = S^C \mathcal{K} \quad (5.14)$$

where a hopping matrix is defined by

$$S^C \equiv \frac{1}{3} \begin{pmatrix} 0 & 1 & 1 & 1 \\ 1 & 0 & 1 & 1 \\ 1 & 1 & 0 & 1 \\ 1 & 1 & 1 & 0 \end{pmatrix} \quad (5.15)$$

To evaluate the geometric series, one needs to diagonalize the common ratio. Since the kernel $\mathcal{K}(\tau_1, \tau_2, \tau_3, \tau_4)$ can be diagonalized in the same ways as before, it is sufficient to consider the eigenvalues of the hopping matrix:

$$S^C = U \text{diag}(1, -\frac{1}{3}, -\frac{1}{3}, -\frac{1}{3}) U^{-1} \quad \text{where} \quad U = \frac{1}{2} \begin{pmatrix} 1 & 1 & 1 & 1 \\ 1 & 1 & -1 & -1 \\ 1 & -1 & 1 & -1 \\ 1 & -1 & -1 & 1 \end{pmatrix} \quad (5.16)$$

These modes, in fact, have distinct $\mathbb{Z}_2 \times \mathbb{Z}_2$ charges explained in Fig. 20. For each mode corresponding to eigenvalue $\xi = 1$ or $-\frac{1}{3}$, one can evaluate its contribution to the Cooper channel:

$$\begin{aligned} \mathcal{F}_{\xi}^C(\chi) \equiv \frac{\mathcal{F}_{\xi}^C(\tau_1, \tau_2, \tau_3, \tau_4)}{G(\tau_{12})G(\tau_{34})} = \frac{4\pi}{3} & \left[\int_{-\infty}^{\infty} \frac{ds}{2\pi} \frac{h - \frac{1}{2}}{\pi \tan \frac{\pi h}{2}} \frac{k_c(h)}{1 - \xi k_c(h)} \Psi_h(\chi) \right]_{h=\frac{1}{2}+is} \\ & + \sum_{n=1}^{\infty} \left(\frac{2h-1}{\pi^2} \frac{k_c(h)}{1 - \xi k_c(h)} \Psi_h(\chi) \right) \Big|_{h=2n} \end{aligned} \quad (5.17)$$

In this basis, the leading term in (5.12) is also diagonalized:

$$G(\tau_{12})G(\tau_{34}) \text{diag}(1, 0, 0, 0) \quad (5.18)$$

As before, $\xi = 1$ mode is maximally chaotic. On the other hand, for $\xi = -\frac{1}{3}$ modes, the leading term vanishes as well as $\mathcal{F}_{-\frac{1}{3}}^C$ does not grow exponentially according to Appendix A.1.

Pillow Channel: As in KT chain model, the leading Pillow channel comes from disconnected diagram of order $\mathcal{O}(N^5)$

$$F_{ab}^{P,\epsilon}(\tau_1, \tau_2, \tau_3, \tau_4) = N^5 G(\tau_{12}) G(\tau_{34}) + N^4 \mathcal{F}_{ab}^{P,\epsilon}(\tau_1, \tau_2, \tau_3, \tau_4), \quad (5.19)$$

and the sub-leading contribution is given by unbroken ladder diagram with the same color as the Pillow channel. For example, the sub-leading contribution of Pillow channel of red color is given by a geometric series

$$N^4 \mathcal{F}^{P,r} = N^4 \sum_{n=0}^{\infty} (\mathbb{D}^r)^n \mathcal{F}_0 \quad (5.20)$$

Its common ratio is

$$\mathbb{D}^r = S^{P,r} \mathcal{K} \quad (5.21)$$

where a hopping matrix is defined by

$$S^{P,r} \equiv \frac{1}{3} \begin{pmatrix} 0 & 1 & 0 & 0 \\ 1 & 0 & 0 & 0 \\ 0 & 0 & 0 & 1 \\ 0 & 0 & 1 & 0 \end{pmatrix} \quad (5.22)$$

The eigenvalues of $S^{P,r}$ are $\pm \frac{1}{3}$, and according to Appendix A.1, no eigenvalues leads to exponential behavior up to order $\mathcal{O}(N^4)$. Moreover, one can also simultaneously diagonalize the leading term in (5.19). Namely, for one of $\xi = -\frac{1}{3}$ modes which has $(+, +)$ charge of $\mathbb{Z}_2 \times \mathbb{Z}_2$, the leading term is $N^5 G(\tau_{12}) G(\tau_{34})$ while it vanishes in the other three modes with $(-, \pm)$ or $(+, -)$ charges. Note that the mode with $(+, +)$ charge is analogous to $\xi = 1$ mode which saturates chaos bound in the Cooper channel.

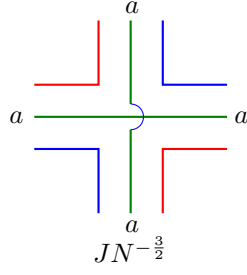
Tetrahedron Channel: In GW model, there is only one non-vanishing tetrahedron channel which corresponds to ‘exceptional four point function’ in the tensor model [39]:

$$\langle \psi_{i_1 j_1 k_1}^1(\tau_1) \psi_{i_1 j_2 k_2}^2(\tau_2) \psi_{i_2 j_1 k_2}^3(\tau_3) \psi_{i_2 j_2 k_1}^4(\tau_4) \rangle = N^{\frac{9}{2}} J \int d\tau G(\tau_1, \tau) G(\tau_2, \tau) G(\tau_3, \tau) G(\tau_4, \tau) \quad (5.23)$$

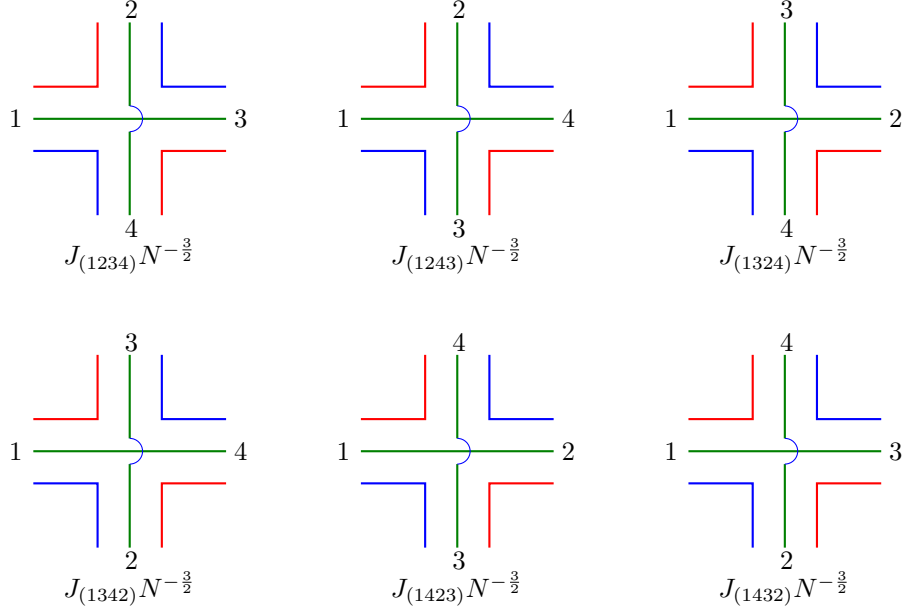
This gives the same result as the KT chain model in (4.29).

5.2 Generalized Gurau-Witten Model : 4 Sites

In the generalized GW model given in (5.5), there are six interactions among four sites in addition to on-site interaction, and the corresponding vertices are shown in Figure 23. Note that due to the on-site interaction, the generalized GW model has $O(N)^3$ gauge symmetry instead of $O(N)^6$ gauge symmetry in the GW model. Like GW model, the generalized GW model also has the same $\mathbb{Z}_2 \times \mathbb{Z}_2$ symmetry in Fig. 20.



(a) On-site vertex of generalized GW model ($a = 1, 2, 3, 4$)



(b) 6 hopping vertices of generalized GW model

Figure 23: The Basic Vertices of generalized GW model

For the two point function in t'Hooft large N , one has seven melonic diagrams corresponding to the seven vertices. Therefore, the effective coupling constant \mathcal{J} which appears in the two point function is given by

$$\mathcal{J}^2 \equiv J^2 + \mathcal{J}_{\text{hop}}^2 \quad \text{and} \quad \mathcal{J}_{\text{hop}}^2 \equiv J_{(1234)}^2 + J_{(1243)}^2 + J_{(1324)}^2 + J_{(1342)}^2 + J_{(1432)}^2 + J_{(1423)}^2 \quad (5.24)$$

In a similar way to GW model, one can evaluate dipoles

$$\mathbb{D}^r = \begin{pmatrix} J^2 & J_{(1234)}^2 + J_{(1243)}^2 & J_{(1324)}^2 + J_{(1342)}^2 & J_{(1432)}^2 + J_{(1423)}^2 \\ J_{(1234)}^2 + J_{(1243)}^2 & J^2 & J_{(1423)}^2 + J_{(1432)}^2 & J_{(1324)}^2 + J_{(1342)}^2 \\ J_{(1324)}^2 + J_{(1342)}^2 & J_{(1423)}^2 + J_{(1432)}^2 & J^2 & J_{(1234)}^2 + J_{(1243)}^2 \\ J_{(1432)}^2 + J_{(1423)}^2 & J_{(1324)}^2 + J_{(1342)}^2 & J_{(1234)}^2 + J_{(1243)}^2 & J^2 \end{pmatrix} \frac{1}{3\mathcal{J}^2} \mathcal{K} \quad (5.25)$$

$$\mathbb{D}^g = \begin{pmatrix} J^2 & J_{(1342)}^2 + J_{(1432)}^2 & J_{(1423)}^2 + J_{(1243)}^2 & J_{(1234)}^2 + J_{(1324)}^2 \\ J_{(1342)}^2 + J_{(1432)}^2 & J^2 & J_{(1324)}^2 + J_{(1234)}^2 & J_{(1423)}^2 + J_{(1243)}^2 \\ J_{(1423)}^2 + J_{(1243)}^2 & J_{(1324)}^2 + J_{(1234)}^2 & J^2 & J_{(1432)}^2 + J_{(1342)}^2 \\ J_{(1234)}^2 + J_{(1324)}^2 & J_{(1423)}^2 + J_{(1243)}^2 & J_{(1432)}^2 + J_{(1342)}^2 & J^2 \end{pmatrix} \frac{1}{3\mathcal{J}^2} \mathcal{K} \quad (5.26)$$

$$\mathbb{D}^b = \begin{pmatrix} J^2 & J_{(1423)}^2 + J_{(1324)}^2 & J_{(1234)}^2 + J_{(1432)}^2 & J_{(1234)}^2 + J_{(1432)}^2 \\ J_{(1423)}^2 + J_{(1324)}^2 & J^2 & J_{(1243)}^2 + J_{(1342)}^2 & J_{(1234)}^2 + J_{(1432)}^2 \\ J_{(1234)}^2 + J_{(1432)}^2 & J_{(1243)}^2 + J_{(1342)}^2 & J^2 & J_{(1324)}^2 + J_{(1423)}^2 \\ J_{(1243)}^2 + J_{(1342)}^2 & J_{(1234)}^2 + J_{(1432)}^2 & J_{(1324)}^2 + J_{(1423)}^2 & J^2 \end{pmatrix} \frac{1}{3\mathcal{J}^2} \mathcal{K} \quad (5.27)$$

As in GW model, we recognize that these 4×4 matrices can be expressed as Kronecker product of two 2×2 matrices. For example,

$$\mathbb{D}^r = J^2 \mathbb{1} \otimes \mathbb{1} + (J_{(1234)}^2 + J_{(1243)}^2) \mathbb{1} \otimes \sigma_1 + (J_{(1324)}^2 + J_{(1342)}^2) \sigma_1 \otimes \mathbb{1} + (J_{(1432)}^2 + J_{(1423)}^2) \sigma_1 \otimes \sigma_1 \quad (5.28)$$

which is also natural from the point of view of $L = 2, M = 2$ lattice.

Cooper Channel: For Cooper channel

$$F_{ab}^C(\tau_1, \tau_2, \tau_3, \tau_4) = N^6 G(\tau_{12}) G(\tau_{34}) + N^3 \mathcal{F}_{ab}^C(\tau_1, \tau_2, \tau_3, \tau_4), \quad (5.29)$$

we evaluate eigenvalues of a hopping matrix in $\mathbb{D}^r + \mathbb{D}^g + \mathbb{D}^b$:

$$\mathbb{D}^r + \mathbb{D}^g + \mathbb{D}^b = \begin{pmatrix} 3J^2 & \mathcal{J}_{\text{hop}}^2 & \mathcal{J}_{\text{hop}}^2 & \mathcal{J}_{\text{hop}}^2 \\ \mathcal{J}_{\text{hop}}^2 & 3J^2 & \mathcal{J}_{\text{hop}}^2 & \mathcal{J}_{\text{hop}}^2 \\ \mathcal{J}_{\text{hop}}^2 & \mathcal{J}_{\text{hop}}^2 & 3J^2 & \mathcal{J}_{\text{hop}}^2 \\ \mathcal{J}_{\text{hop}}^2 & \mathcal{J}_{\text{hop}}^2 & \mathcal{J}_{\text{hop}}^2 & 3J^2 \end{pmatrix} \frac{1}{3\mathcal{J}^2} \mathcal{K} = U \text{diag}(1, \zeta, \zeta, \zeta) U^{-1} \mathcal{K} \quad (5.30)$$

where the matrix U is the same as (5.16), and three eigenvalues are found to be

$$\zeta \equiv \frac{3J^2 - \mathcal{J}_{\text{hop}}^2}{3J^2 + 3\mathcal{J}_{\text{hop}}^2} = -\frac{1}{3} + \frac{\frac{4}{3}}{(\mathcal{J}_{\text{hop}}^2/J^2) + 1} \quad (5.31)$$

Note that as $\frac{\mathcal{J}_{\text{hop}}^2}{J^2}$ goes from 0 to ∞ , the result goes smoothly from $\zeta = 1$ of KT model to $\zeta = -\frac{1}{3}$ of GW model.

According to Appendix A.1, $\xi = 1$ mode, which has $(+, +)$ charge of $\mathbb{Z}_2 \times \mathbb{Z}_2$, saturates chaos bound. On the other hand, other modes, which have $(-, \pm)$ or $(+, -)$ charge, are either

non-maximally chaotic or non-chaotic depending on the ratio of on-site and hopping coupling constants:

$$0 < \mathcal{J}_{\text{hop}}^2/J^2 < 1 \quad \implies \quad \frac{1}{3} < \zeta < 1 \quad : \quad \text{non-maximal chaotic} \quad (5.32)$$

$$1 < \mathcal{J}_{\text{hop}}^2/J^2 < 3 \quad \implies \quad 0 < \zeta < \frac{1}{3} \quad : \quad \text{non-chaotic} \quad (5.33)$$

$$3 < \mathcal{J}_{\text{hop}}^2/J^2 \quad \implies \quad -\frac{1}{3} < \zeta < 0 \quad : \quad \text{non-chaotic} \quad (5.34)$$

Note that for $\zeta < \frac{1}{3}$ or $\frac{\mathcal{J}_{\text{hop}}^2}{J^2} > 1$, the result is qualitatively similar to that of the GW model in that three of the four modes do not have exponential growth (up to this order). But for $\frac{\mathcal{J}_{\text{hop}}^2}{J^2} < 1$, we have exponential growth but it is not maximal.

Pillow Channels: Like Pillow channels in previous models, Pillow channel in generalized GW model is again non-chaotic up to the of order $\mathcal{O}(N^4)$, which can be seen from the eigenvalues of dipoles:

$$\mathbb{D}^r = \begin{pmatrix} J^2 & J_1^2 & J_2^2 & J_3^2 \\ J_1^2 & J^2 & J_3^2 & J_2^2 \\ J_2^2 & J_3^2 & J^2 & J_1^2 \\ J_3^2 & J_2^2 & J_1^2 & J^2 \end{pmatrix} \frac{1}{3\mathcal{J}_{\text{hop}}^2} \mathcal{K} = U \text{diag}(\frac{1}{3}, \zeta_1, \zeta_2, \zeta_3) U^{-1} K \quad (5.35)$$

where

$$\zeta_i = \frac{J^2 - \mathcal{J}_{\text{hop}}^2 + 2J_i^2}{3J^2 + 3\mathcal{J}_{\text{hop}}^2} = \frac{1 - \mathcal{J}_{\text{hop}}^2/J^2 + 2J_i^2/J^2}{3 + 3\mathcal{J}_{\text{hop}}^2/J^2} \quad (5.36)$$

with $J_1^2 \equiv J_{(1234)}^2 + J_{(1243)}^2$, $J_2^2 \equiv J_{(1324)}^2 + J_{(1342)}^2$ and $J_3^2 \equiv J_{(1432)}^2 + J_{(1423)}^2$. In addition, the matrix U is defined in (5.16). The ζ_i mode ($i = 1, 2, 3$) corresponds to the $(+, -)$, $(-, +)$ and $(-, -)$ charge under $\mathbb{Z}_2 \times \mathbb{Z}_2$ global symmetry and the $\frac{1}{3}$ mode carries $(+, +)$ charge. One can show that $\mathcal{F}^{P,c}$ ($c = r, g, b$) will never exhibit chaotic behavior for any value of coupling constants. To see this, one can rewrite ζ_1 as follows.

$$J_2^2 + J_3^2 = \frac{1 - 3\zeta_1}{1 + 3\zeta_1} (1 + J_1^2) \quad (5.37)$$

For chaotic behavior, one must have $\frac{1}{3} < \zeta_1 \leq 1$, which is inconsistent because the LHS is non-negative.

6 Rank- D Tensor Model

In this section, we will briefly generalize the large N diagrammatics that we have discussed to study rank- D tensor model. The higher rank tensor model has much richer structure than rank-3 tensor model. For example, there will be many more Pillow-like four point function

channels possible due to various choices for the external indices contractions. However, we will concentrate on Cooper channel and the simplest possible Pillow channel. It turns out that for these observables, the dipole we introduced before (where only one colour gets transmitted across) suffices and therefore, we will not introduce a new notation.

We will study the KT model of rank- D [36, 42] because the generalization to other lattice models is straightforward. It is convenient to understand the rank- D KT model via “uncoloring” the GW model of rank- D which has been more explicitly studied in the literature [23, 39, 41].

The GW model has $(D + 1)$ Majorana fermions ψ^a ($a = 0, 1, \dots, D$). It has $\frac{D(D+1)}{2}$ number of $O(N)$ gauge groups, *i.e.*,

$$\prod_{0 \leq a < b \leq D} O_{(ab)}(N) \quad (6.1)$$

where ψ^a transforms in the vector representation under $O_{(ab)}$ for all $b \neq a$, and is invariant under other gauge groups. Note that we use the parenthesis in the subscript of the gauge group to clarify that the order of a and b is irrelevant (*i.e.*, $O_{(ab)} = O_{(ba)}$). Accordingly, each fermion ψ^a has D number of gauge indices:

$$\psi_{i_{(a0)}i_{(a1)}\dots i_{(aa-1)}i_{(aa+1)}\dots i_{(aD)}}^a \quad (6.2)$$

where $i_{(ab)}$ corresponds to gauge index of $O_{(ab)}$.

“Uncoloring” process is to strip the fermion species index⁵ a and at the same time, to reduce $O(N)^{\frac{D+1}{2}}$ gauge groups into its diagonal subgroup $O(N)$ as we have discussed for $D = 3$ case in Section 5.1. Equivalently, this can also be thought of as coloring the $\frac{D(D+1)}{2}$ edges of regular D -simplex with D colors in a way that no vertex is connected to two edges of the identical color.⁶ This is also equivalent to a schedule for a so-called “Round-robin Tournament”⁷ with $D + 1$ teams. At the end of this process, we have $O(N)^D$ gauge group, and therefore, the fermion has only D indices *i.e.*, $\psi_{i_1 \dots i_D}$.

The “uncoloring” process enable us to apply the large N diagrammatics of GW model to KT model in a straightforward way as we have seen in the previous sections for rank-3. Of course, one evaluate correlators of GW model of rank- D in the same way as in this section, which will lead to a similar result except for $(D + 1) \times (D + 1)$ hopping matrix in the four

⁵As in the rank-3 case, this index can be thought as lattice index. In the literature, this index is called “color”. But, we use fermion species index or lattice index in order to avoid confusion with RGB color. $a (= 0, 1, 2, \dots, D)$ from the fermions,

⁶Or, let us consider all possible pairs of two numbers among $\{0, 1, 2, \dots, D\}$. There are the $_{D+1}C_2$ number of such pairs, and we will group them into D sets in such a way that no pairs in each set share common number. Hence, each set has the $\frac{D+1}{2}$ number of pairs. Then, for each set, one can find a diagonal subgroup of D groups corresponding to D pairs in the set. That is, for the given set $\{(a_1, a_2), (a_3, a_4), \dots, (a_D, a_{D+1})\}$,

$$O_{(a_1 a_2)}(N) \times \dots \times O_{(a_D a_{D+1})}(N) \longrightarrow O(N)$$

⁷We thank Aaditya Salgarkar for pointing out this.

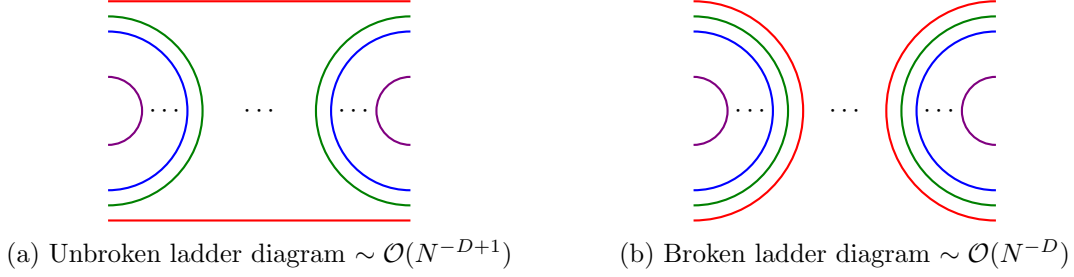


Figure 24: Unbroken and broken ladder diagrams (without the contraction of gauge indices) in rank- D tensor model

point functions. Hence, we will present the rank- D KT model which is the simplest one but captures the essence of the calculations.

Two point function in rank- D was already shown to be the same as that of SYK model with $(D + 1)$ -fold random coupling in [41]. Thus, we will summarize the Cooper/Pillow channel of four point functions in the KT model of rank- D .

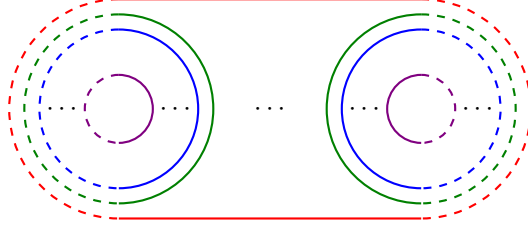
In rank- D tensor model, dipoles⁸ consist of four external legs and $D - 2$ number of legs in the rung. As in rank-3 case, the rank- D tensor model is defined with the t'Hooft coupling J so that each vertex gives a contribution $N^{-\frac{D(D-1)}{4}} J$ [39, 41]. Hence, dipoles are of order $\mathcal{O}(N^{-D+1})$ [39] in large N . As in the rank-3 tensor, one can construct unbroken and broken ladder diagram by connecting these dipoles.

- In unbroken ladder diagram, one of D colors passes through the ladder while others go back (*i.e.*, Fig. 24a). By induction, one can easily show that the unbroken one is of order $\mathcal{O}(N^{-D+1})$. By attaching the same color of dipole to the unbroken ladder diagram, one gets additional N^{D-1} , which will be cancelled with N scale of the attached dipole.
- All D colors return in the broken ladder diagram (*i.e.*, Fig. 24b). One can generate broken ladder diagrams by connecting dipoles in a way that at least one color of dipoles is different from others. One can also prove that broken ladder diagrams are of order $\mathcal{O}(N^{-D})$ in a similar way.

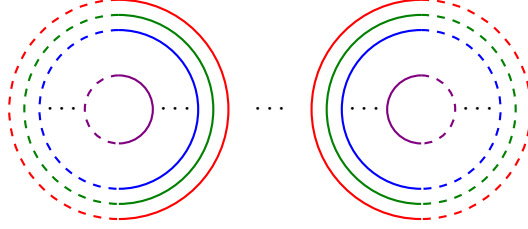
6.1 Cooper Channel in Rank- D

As we have seen in rank-3 tensor, depending on the contraction of external gauge indices, N scalings of ladder diagrams become different. Though N scalings of unbroken and broken ladder diagrams are different, Cooper contraction of gauge indices make them same order. As shown in Fig. 25, Cooper contraction of unbroken ladder diagram gives $(2D - 1)$ loops while broken one gains $2D$ loops. Hence, all ladder diagrams in the Cooper channel are of order $\mathcal{O}(N^D)$.

⁸[39] defined k -dipole more generally. However, since we consider only $(D - 1)$ -dipole, we, for simplicity, mean $(D - 1)$ -dipole by dipole in this paper.



(a) Unbroken ladder diagram of order $\mathcal{O}(N^D)$ in Cooper channel in rank- D tensor model



(b) Broken ladder diagram of order $\mathcal{O}(N^D)$ in Cooper channel in rank- D tensor model

Figure 25: Unbroken and broken ladder diagrams of order $\mathcal{O}(N^D)$ in Cooper channel in rank- D tensor model

As in the rank-3 tensor model, Cooper channel is

$$\begin{aligned} F^C(\tau_1, \tau_2, \tau_3, \tau_4) &\equiv \langle \psi_{I_1}(\tau_1) \psi_{I_1}(\tau_2) \psi_{I_2}(\tau_3) \psi_{I_2}(\tau_4) \rangle \\ &= N^{2D} G(\tau_{12}) G(\tau_{34}) + N^D \mathcal{F}^C(\tau_1, \tau_2, \tau_3, \tau_4) \end{aligned} \quad (6.3)$$

where I_1 and I_2 are a collection of indices. *i.e.*, $I_1 = (i_1, i_2, \dots, i_D)$. Note that the leading disconnected diagram is of order $\mathcal{O}(N^{2D})$. As we have discussed, unbroken/broken ladder diagrams are of the same order $\mathcal{O}(N^D)$. Hence, \mathcal{F}^C can be written as a geometric series of dipoles:

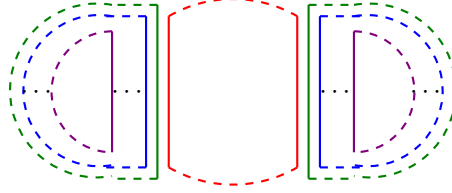
$$\mathcal{F}^C = \sum_{n=0}^{\infty} \left[\sum_{j=1}^D \mathbb{D}^{\epsilon_j} \right]^n \mathcal{F}_0 \quad (6.4)$$

The common ratio can be found to be

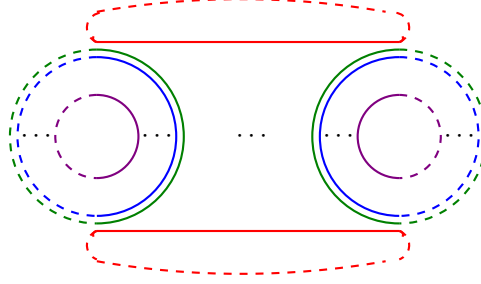
$$\left(\sum_{j=1}^D \mathbb{D}^{\epsilon_j} \right) (\tau_1, \tau_2, \tau_3, \tau_4) = \mathcal{K}(\tau_1, \tau_2, \tau_3, \tau_4) \quad (6.5)$$

where the kernel

$$\mathcal{K}(\tau_1, \tau_2, \tau_3, \tau_4) = -DJ^2 G(\tau_{13}) G(\tau_{24}) [G(\tau_{34})]^{D-1} \quad (6.6)$$



(a) Disconnected diagram of order $\mathcal{O}(N^{2D-1})$ in Pillow channel in rank- D tensor model



(b) Unbroken ladder diagram of the same color of order $\mathcal{O}(N^{D+1})$ in Pillow channel in rank- D tensor model

Figure 26: Leading and sub-leading diagrams in Pillow channel in rank- D tensor model

is exactly the same as that in SYK model with $(D+1)$ -fold random coupling. Hence, one can diagonalize the kernel \mathcal{K} as in [8] to evaluate the geometric series:

$$\mathcal{F}_{h \neq 2}^C(\chi) \equiv \frac{\mathcal{F}_{h \neq 2}^C(\tau_1, \tau_2, \tau_3, \tau_4)}{G(\tau_{12})G(\tau_{34})} = \frac{4\pi}{3} \left[\int_{-\infty}^{\infty} \frac{ds}{2\pi} \frac{h - \frac{1}{2}}{\pi \tan \frac{\pi h}{2}} \frac{k_c(h)}{1 - k_c(h)} \Psi_h(\chi) \right]_{h=\frac{1}{2}+is} + \sum_{n=1}^{\infty} \left(\frac{2h-1}{\pi^2} \frac{k_c(h)}{1 - k_c(h)} \Psi_h(\chi) \right) \Big|_{h=2n} \quad (6.7)$$

where $k_c(h)$ is an eigenvalue of \mathcal{K} given by [8]

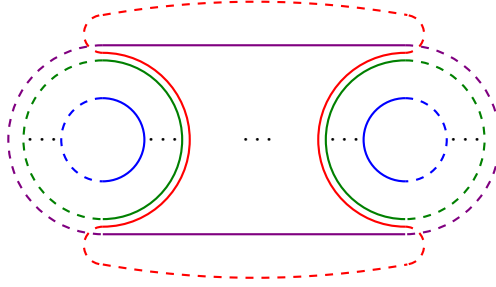
$$k_c(h) \equiv -D \frac{\Gamma\left(\frac{3}{2} - \frac{1}{D+1}\right) \Gamma\left(1 - \frac{1}{D+1}\right) \Gamma\left(\frac{1}{D+1} + \frac{h}{2}\right) \Gamma\left(\frac{1}{2} + \frac{1}{D+1} - \frac{h}{2}\right)}{\Gamma\left(\frac{1}{2} + \frac{1}{D+1}\right) \Gamma\left(\frac{1}{D+1}\right) \Gamma\left(\frac{3}{2} - \frac{1}{D+1} - \frac{h}{2}\right) \Gamma\left(1 - \frac{1}{D+1} + \frac{h}{2}\right)} \quad (6.8)$$

This result is exactly the same as four point function of SYK model with $(D+1)$ -fold random coupling and as in [8] the Cooper channel also saturate chaos bound. In addition, comparing the leading and sub-leading term in (6.3), one can see that the scrambling time reads

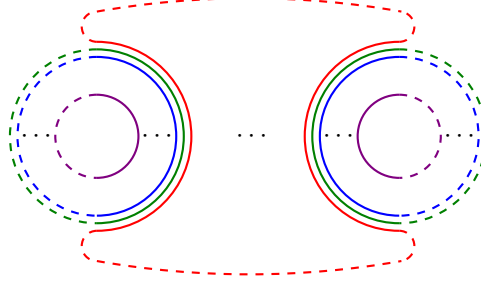
$$t_*^C \sim \log N^D \quad (6.9)$$

6.2 Pillow Channel in Rank- D

The leading disconnected diagram in Pillow channel is of order $\mathcal{O}(N^{2D-1})$ (See Fig. 26a). Just like rank-3 case, various ladder diagrams have different N scalings. The ladder diagram



(a) Unbroken ladder diagram of different color in Pillow channel in rank- D tensor model



(b) Broken ladder diagram in Pillow channel in rank- D tensor model

Figure 27: Unbroken and broken ladder diagram contribution of order $\mathcal{O}(N^{D-1})$ in rank- D tensor model

in Pillow channel have different scalings. For example, consider Pillow channel of red color. The dominant subleading contribution comes from unbroken ladder diagram which gains $2D$ extra loops via Pillow contraction (See Fig. 26b) to become of order $\mathcal{O}(N^{D+1})$. In contrast, unbroken ladder diagram of different color (*e.g.*, violet color in Fig. 27b) get $2D - 2$ extra loops whereas broken ladder diagram gains $2D - 1$ extra loops (*e.g.*, See Fig. 27b). Hence, both of them becomes of order $\mathcal{O}(N^{D-1})$.

We will argue below that these $\mathcal{O}(N^{D-1})$ diagrams gives the next-to-subleading corrections in $\frac{1}{N}$. For this, we consider N scaling of two other classes of diagrams: non-melonic and melonic ladder diagram of type which we have not considered till now.

The case of non-melonic diagrams was considered in [23, 37]. For our purpose, it is sufficient to consider large N scaling of the leading non-melonic diagrams. In [23], such a leading non-melonic diagrams (without contraction) are shown to be at most of order $\mathcal{O}(N^{4-2D})$. Note that this contribution comes from a new class of diagrams⁹ which start to give a contribution for $D \geq 5$ [23]. By Pillow contraction, such diagrams obtain at most $2D$ loops like unbroken ladder diagram in the Pillow channel, and becomes of order $\mathcal{O}(N^4)$, which does not increase with D .

In addition, one also has to consider other class of ladder diagrams which we have ignored

⁹For $D = 3$, non-melonic contribution is of order $\mathcal{O}(N^{-3})$.

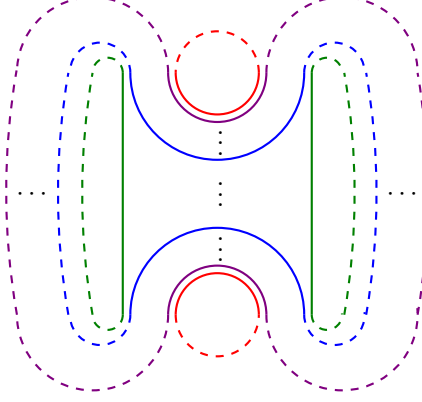


Figure 28: Example: Other contribution from unbroken (melonic) ladder diagram of order $\mathcal{O}(N^3)$ in rank- D tensor model. The unbroken ladder diagram (of green color) of order $\mathcal{O}(N^{-D+1})$ gains $(D+2)$ loops in the Pillow channel of red color.

so far. For example, a vertical ladder in Fig. 28, which is of lower order than the leading ladder diagrams. Indeed, for $D = 3$, the vertical ladder diagram is of the same order $\mathcal{O}(N^3)$ as the non-melonic diagrams. However, unlike the usual (horizontal) ladder diagrams, the N scaling of the (vertical) ladder diagram does not increase with the rank D . Hence, we can also ignore them in the higher rank (*i.e.*, $D > 3$).

To summarize, for $D > 5$ the next-to-subleading contribution is dominated by broken ladder diagrams and unbroken ladder diagrams of different color.

Now, let us evaluate Pillow channel of color \mathbf{c}_a ($a = 1, 2, \dots, D$):

$$\begin{aligned} F^{P, \mathbf{c}_a}(\tau_1, \tau_2, \tau_3, \tau_4) &\equiv \langle \psi_{i_1 \dots i_a \dots i_D}(\tau_1) \psi_{i_1 \dots j_a \dots i_D}(\tau_2) \psi_{j_1 \dots i_a \dots j_D}(\tau_3) \psi_{j_1 \dots j_a \dots j_D}(\tau_4) \rangle \\ &= N^{2D-1} G(\tau_{12}) G(\tau_{34}) + N^{D+1} \mathcal{F}_{(0)}^{P, \mathbf{c}_a}(\tau_1, \tau_2, \tau_3, \tau_4) + N^{D-1} \mathcal{F}_{(1)}^{P, \mathbf{c}_a}(\tau_1, \tau_2, \tau_3, \tau_4) \end{aligned} \quad (6.10)$$

where the leading disconnected diagram is of order $\mathcal{O}(N^{2D-1})$ (See Fig. 26a). The second term is unbroken ladder diagrams of the color \mathbf{c}_a while the last term corresponds to all unbroken/broken ladder diagram except for the unbroken ladder diagram of the color \mathbf{c}_a . Here we consider only $D > 5$ so that there is no non-melonic contribution up to $\mathcal{O}(N^{D-1})$. Hence, one can write the corresponding geometric series

$$\mathcal{F}_{(0)}^{P, \mathbf{c}} = \sum_{n=0}^{\infty} (\mathbb{D}^{\mathbf{c}})^n \mathcal{F}_0 \quad (6.11)$$

$$\mathcal{F}_{(1)}^{P, \mathbf{c}} = \sum_{n=0}^{\infty} \left[\sum_{j=1}^D \mathbb{D}^{\mathbf{c}_j} \right]^n \mathcal{F}_0 - \sum_{n=0}^{\infty} (\mathbb{D}^{\mathbf{c}})^n \mathcal{F}_0 \quad (6.12)$$

and, their common ratios become

$$\mathbb{D}^c(\tau_1, \tau_2, \tau_3, \tau_4) = \frac{1}{D} \mathcal{K}(\tau_1, \tau_2, \tau_3, \tau_4) \quad (6.13)$$

$$\sum_{j=1}^D \mathbb{D}^{c_j}(\tau_1, \tau_2, \tau_3, \tau_4) = \mathcal{K}(\tau_1, \tau_2, \tau_3, \tau_4) \quad (6.14)$$

Like rank-3 tensor model, the leading ladder diagram $\mathcal{F}_{(0)}^{P,c}$ does not grow exponentially. To show this non-chaotic behavior of $\mathcal{F}_{(0)}^{P,c}$, we also repeat the same calculations for (6.11) as in [8] with additional $\frac{1}{D}$ factor to get

$$\begin{aligned} \mathcal{F}_{(0)}^{P,c}(\chi) &\equiv \frac{\mathcal{F}_{(0)}^{P,c}(\tau_1, \tau_2, \tau_3, \tau_4)}{G(\tau_{12})G(\tau_{34})} = \text{Res}_{h=h_*} \left[\frac{h - \frac{1}{2}}{\pi \tan \frac{\pi h}{2}} \frac{k_R(1-h)}{1 - \frac{1}{D} k_R(1-h)} \Psi_h(\chi) \right] \\ &\quad + \frac{4\pi}{3} \int_{-\infty}^{\infty} \frac{ds}{2\pi} \frac{h - \frac{1}{2}}{\pi \tan \frac{\pi h}{2}} \left[\frac{k_c(h)}{1 - \frac{1}{D} k_c(h)} - \frac{k_R(1-h)}{1 - \frac{1}{D} k_R(1-h)} \right] \Psi_h(\chi) \end{aligned} \quad (6.15)$$

where $k_R(1-h)$ is defined by

$$k_R(1-h) = \frac{\Gamma\left(3 - \frac{2}{D+1}\right) \Gamma\left(h - 1 + \frac{2}{D+1}\right)}{\Gamma\left(1 + \frac{2}{D+1}\right) \Gamma\left(h + 1 - \frac{2}{D+1}\right)} \quad (6.16)$$

The h_* in the residue is a solution of an equation¹⁰

$$1 - \frac{1}{D} k_R(1-h) = 0 \quad (6.17)$$

This equation has only one solution

$$h_* = 1 \quad (6.18)$$

In the same way as $\xi = \frac{1}{3}$ case ($D = 3$) in Appendix A.1, one can see that $\mathcal{F}_{(0)}^{P,c}(\chi)$ does not grow exponentially.

One the other hand, one can easily see that $\mathcal{F}_{(1)}^{P,c}(\chi)$ exponentially grows with time (*i.e.*, $\mathcal{F}_{(1)}^{P,c}(\chi) \sim e^{\frac{2\pi}{\beta} t}$) because the first and second term in (6.12) is the same as (6.4) and (6.11), respectively: The former shows maximal chaos while the latter does not exponentially grow. Although it would be tempting to read off the Lyapunov exponent and conclude that it saturates the chaos bound from this computation, this is not correct. The reason is that we have not considered $\frac{1}{\beta J}$ correction to $\mathcal{F}_{(0)}^{P,c}(\chi)$ arising from perturbation of Schwinger-Dyson equation for two point function (*e.g.*, (2.4)). But, it is difficult to evaluate $\mathcal{F}_{(0)}^{P,c}(\chi)$ at all order in $\frac{1}{\beta J}$ which we leave for future work. It is interesting to note that if $\mathcal{F}_{(0)}^{P,c}(\chi)$ does not grow

¹⁰Strictly speaking, simple poles of the function inside of residue which are greater than $\frac{1}{2}$ and are not even integer.

exponentially at all orders in βJ , the Lyapunov exponent would indeed be maximal and the scrambling time t_* is the same as that of Cooper channel (6.9).

After calculating various four point functions, one can now ask what are the implications on possible low energy effective action for these tensor models.¹¹ In particular, we will see below that the $\beta\mathcal{J}$ divergence (in the strong coupling limit) in $\mathcal{O}(N^{D-1})$ term of the Pillow channel is consistent with a simple effective action. To do this, first note that as in the SYK model, the SYK-like tensor models also have emergent reparametrization symmetry in the strong coupling limit, which is broken explicitly by kinetic term in the action as well as spontaneously by classical solution of two point function. This (explicitly and spontaneously) broken symmetry leads to the low energy effective action for the zero mode of the reparametrization symmetry [7–9] (The analogous broken symmetry for AdS_2 bulk was discussed in [13, 15]). From the Cooper channel which is exactly the same as the four point function of SYK model, one may expect that the effective action would be

$$S \sim \frac{N^D}{\beta\mathcal{J}} \int d\tau \{f(\tau), \tau\} \quad (6.19)$$

where $\{f(\tau), \tau\}$ is the Schwarzian derivative. Now, let us consider the contribution of this zero mode to the Pillow channel. For this, we perform infinitesimal conformal transformation $\tau \rightarrow \tau + \epsilon$ of the Pillow channel¹², and this leads to the contribution of zero mode to the Pillow channel. From (6.19), the leading contribution in N from the zero mode can be evaluated to be [8]

$$\delta_\epsilon F^{P,\epsilon} = N^{2D-1} \sum_n \delta_n G \delta_n G \langle \epsilon_n \epsilon_{-n} \rangle \sim N^{D-1} \beta\mathcal{J} e^{\frac{2\pi}{\beta}t} \quad (6.20)$$

which corresponds to the $h = 2$ mode contribution to the Pillow channel in order $\mathcal{O}(N^{D-1})$.

7 Conclusion

In this work, we studied tensor models on lattice, and introduced general techniques to compute the four point functions in large N and strong coupling. As a concrete example, we worked out the KT chain model, and evaluated not only the four point function in Cooper channel (the analogous one in KT model was shown to saturate the chaos bound [42] like SYK model) but also other channels (Pillow and Tetrahedron channels). The Pillow channels exhibited more interesting results. In fact, we find that the leading connected diagram does not even have chaotic behavior, and one has to look at subleading terms to discern chaos. Moreover, in the Pillow channel, we found new spectrum in addition to that observed in KT or SYK model. As an aside, note that we can read off¹³ the Tetrahedron and Pillow channel four point function in KT model which are actually new results.

¹¹We thank S. Wadia for raising this issue.

¹²Strictly speaking, this is a conformal transformation of one point function of a non-local (quartic) gauge invariant operator.

¹³The lattice translational-invariant mode ($p = 0$) of KT chain model gives the corresponding mode of KT model.

We pointed out that our techniques are not restricted to KT models, but can be applied to broad classes of tensor models which satisfies certain property which we refer to as ULF property in Section 5. In this context, we analyzed the GW model and a generalized GW model which we proposed in this work, and again obtained the four point functions in various channels. Especially, the generalized GW model possesses an interesting feature that it interpolates between KT model and GW model, and some of the channels contain a varying chaos exponent depending on the details of interaction term.

We also generalized our techniques to the rank- D tensor model. First, we pointed out that “uncoloring” process enables us to study the GW and KT models of rank- D in the same framework. Then, we worked out the KT model of rank- D because the lattice generalizations thereof are straightforward. We found that the four point functions show the analogous behavior with $D = 3$ case. Namely, the Cooper channel saturates chaos bound, and the Pillow channel does not grow exponentially up to certain order in N . We also showed that in Pillow channel for $D > 5$, specific ladder diagrams suppress other ladder diagrams as well as non-melonic diagrams in large N . This enabled us to consider the next-to-subleading contributions in N , which turned out to be the same behavior as Cooper Channel. Furthermore, we show that this contribution to the Pillow channel is consistent with the effective action for the Goldstone boson associated with the symmetry breaking.

Here are some future directions that are possible:

- Rank- D tensor theories : It is interesting to work out the large N diagrammatics for rank- D theories. The structure of four point function is more intricate now since there are more possible external gauge contractions. It is also interesting if there is an appropriate large D limit in which the class of diagrams simplify and look for possible simplifications in the Schwinger-Dyson equation for four point functions.
- It is also interesting to explore the generalization of tensor models to other type of lattice interactions [26, 28].

We hope to report on some of these future directions soon.

Acknowledgments

We thank Spenta Wadia, Antal Jevicki, Aaditya Salgarkar, Soumyadeep Chaudhuri, Anosh Joseph, Victor Ivan Giraldo Rivera and especially R. Loganaygam for extensive discussions. JY thanks the Galileo Galilei Institute for Theoretical Physics (GGI) for the hospitality and INFN for partial support during the completion of this work, within the program “New Developments in AdS3/CFT2 Holography”. JY also thanks the International Centre for Theoretical Physics (ICTP) for the hospitality and APCTP, Simons Foundation for partial support during the completion of this work, within the program “Spring School on Superstring Theory and Related Topics”. We gratefully acknowledge support from International Centre for Theoretical Sciences (ICTS), Tata institute of fundamental research, Bengaluru. We would

also like to acknowledge our debt to the people of India for their steady and generous support to research in the basic sciences.

A Appendix: Chaos from four point function

In this Appendix, following [8, 25], we will study the large time behavior of the out of time ordered correlator and also the spectrum of four point functions. The connected part of the (Euclidean) four point function we found for all the models studied in this work is of the form

$$\mathcal{F}_\xi(\chi) \equiv \frac{\mathcal{F}_\xi(\tau_1, \tau_2, \tau_3, \tau_4)}{G(\tau_{12})G(\tau_{34})} = \frac{4\pi}{3} \left[\int_{-\infty}^{\infty} \frac{ds}{2\pi} \frac{h - \frac{1}{2}}{\pi \tan \frac{\pi h}{2}} \frac{k_c(h)}{1 - \xi k_c(h)} \Psi_h(\chi) \right]_{h=\frac{1}{2}+is} + \sum_{n=1}^{\infty} \left(\frac{2h-1}{\pi^2} \frac{k_c(h)}{1 - \xi k_c(h)} \Psi_h(\chi) \right) \Big|_{h=2n} \quad (\text{A.1})$$

where $k_c(h)$ is given by

$$k_c(h) = -\frac{3}{2} \frac{\tan \frac{\pi}{2}(h - \frac{1}{2})}{h - \frac{1}{2}}, \quad (\text{A.2})$$

and, ξ depends on the details of the model and channels (*i.e.*, Cooper, Pillow) of four point function that we are interested in.

A.1 Large Time Behavior

The out of time ordered correlator is obtained by taking an appropriate analytic continuation of the Euclidean correlator given in (A.1). The analytic continuation which takes the Euclidean correlator to the out of time ordered correlator is given by

$$\chi = \frac{2}{1 - i \sinh(\frac{2\pi t}{\beta})} \xrightarrow{t \rightarrow \infty} 4ie^{-\frac{2\pi}{\beta}t} \quad (\text{A.3})$$

Before we perform this analytic continuation, we first massage the expression eq(A.1) following the method of [8]. First, note that for $h \in 2\mathbb{Z}$, we have

$$k_c(2n) = \frac{3}{4n-1} \quad (n \in \mathbb{Z}) \quad (\text{A.4})$$

Hence, the summation in (A.1) can diverge if

$$\xi = \frac{4n-1}{3} \quad (n = 1, 2, 3, \dots) \quad (\text{A.5})$$

For those cases, one has to carefully treat the divergence from $h = \frac{1}{2}(3\xi + 1)$ by doing a $\frac{1}{\beta\mathcal{J}}$ perturbation theory where \mathcal{J} is the effective coupling in the two point function for the model being studied. Such an analysis for $\xi = 1$ (*i.e.*, $h = 2$) case was done in [8] where they found that $h = 2$ term leads to maximal Lyapunov exponent $\lambda_L = \frac{2\pi}{\beta}$. The other finite terms in the summation gives a $\frac{1}{\beta\mathcal{J}}$ correction to the Lyapunov exponent.

For values of ξ corresponding to $n \geq 2$ in (A.5), one has to do in principle a more careful analysis, but since we never encounter such values for ξ 's in the models we study (in fact, we always find $\xi \leq 1$), we will not pursue this further.¹⁴

If there is no divergence in (A.1), one can rewrite it as

$$\mathcal{F}_\xi(\chi) \equiv \frac{\mathcal{F}_\xi(\tau_1, \tau_2, \tau_3, \tau_4)}{G(\tau_{12})G(\tau_{34})} = \frac{4\pi}{3} \left[\int_{-\infty}^{\infty} \frac{ds}{2\pi} \frac{h - \frac{1}{2}}{\pi \tan \frac{\pi h}{2}} \frac{k_c(h)}{1 - \xi k_c(h)} \Psi_h(\chi) \right]_{h=\frac{1}{2}+is} + \sum_{n=1}^{\infty} \text{Res}_{h=2n} \left(\frac{h - \frac{1}{2}}{\pi \tan \frac{\pi h}{2}} \frac{k_c(h)}{1 - \xi k_c(h)} \Psi_h(\chi) \right) \quad (\text{A.6})$$

As in [8], we define a function

$$k_R(1-h) \equiv \frac{\cos \frac{\pi}{2}(h - \frac{1}{2})}{\cos \frac{\pi}{2}(h + \frac{1}{2})} k_c(h) = \frac{3}{2h-1} \quad (\text{A.7})$$

Note that for $h = 2n$ ($n \in \mathbb{Z}$):

$$k_R(1-2n) = k_c(2n), \quad (\text{A.8})$$

and therefore, one can replace $k_c(h)$ with $k_R(1-h)$ in the residue of (A.6). Then, one can pull the small contours around $h = 2, 4, 6, \dots$ to the contour $h = \frac{1}{2} + is$ ($s \in \mathbb{R}$). In this procedure, one picks up a pole at

$$h_* = \frac{1}{2} + \frac{3}{2}\xi \quad (\text{A.9})$$

from the denominator $1 - \xi k_R(h)$ unless $\xi < 0$. It is convenient to perform the analysis separately for different regimes of ξ .

- $\xi < 0$: In this case, the contour will not pass the pole at h_* , we have

$$\mathcal{F}_\xi(\chi) = \frac{4\pi}{3} \int_{-\infty}^{\infty} \frac{ds}{2\pi} \frac{h - \frac{1}{2}}{\pi \tan \frac{\pi h}{2}} \left[\frac{k_c(h)}{1 - \xi k_c(h)} - \frac{k_R(1-h)}{1 - \xi k_R(1-h)} \right] \Psi_h(\chi) \quad (\text{A.10})$$

Note that with the analytic continuation $\chi \sim e^{-\frac{2\pi}{\beta}t} \rightarrow 0$ as given in eq(A.3), the above term does not grow exponentially.

- $\xi > 0$: On the other hand, for $\xi > 0$, we pick up the pole at h_* . Consequently, we get

$$\mathcal{F}_\xi(\chi) = \frac{4\pi}{3} \int_{-\infty}^{\infty} \frac{ds}{2\pi} \frac{h - \frac{1}{2}}{\pi \tan \frac{\pi h}{2}} \left[\frac{k_c(h)}{1 - \xi k_c(h)} - \frac{k_R(1-h)}{1 - \xi k_R(1-h)} \right] \Psi_h(\chi) + \text{Res}_{h=h_*} \left[\frac{h - \frac{1}{2}}{\pi \tan \frac{\pi h}{2}} \frac{k_R(1-h)}{1 - \xi k_R(1-h)} \Psi_h(\chi) \right] \quad (\text{A.11})$$

¹⁴ As we mention later, we do find that any value $\xi > 1$ other than $\frac{4n-1}{3}$ ($n = 2, 3, \dots$) violates the chaos bound. Therefore it is unlikely that $\xi = \frac{4n-1}{3}$ for ($n = 2, 3, \dots$) will arise in any reasonable theories.

The first integral does not grow exponentially as before. From the behavior of hypergeometric function $\Psi_{h_*}(\chi)$ (and together with $\xi > 0$), one has

$$\mathcal{F}_\xi(\chi) \sim e^{(h_*-1)\frac{2\pi}{\beta}t} \quad (\text{A.12})$$

Therefore, Lyapunov exponent λ_L for general ξ is given by

$$\lambda_L = \frac{3\xi - 1}{2} \frac{2\pi}{\beta} \quad (\text{A.13})$$

We summarize long time behavior of four point functions.

$$\mathcal{F}_\xi(\chi) \sim e^{(h_*-1)\frac{2\pi}{\beta}t} \quad (\text{A.14})$$

- $\xi > 1$: Violation of chaos bound

$$\lambda_L > \frac{2\pi}{\beta} \quad (\text{A.15})$$

- $\xi = 1$: Maximally chaotic

$$\lambda_L = \frac{2\pi}{\beta} \quad (\text{A.16})$$

- $\frac{1}{3} < \xi < 1$: Non-maximal chaotic

$$0 < \lambda_L < \frac{2\pi}{\beta} \quad (\text{A.17})$$

- $\xi \leq \frac{1}{3}$: Non-chaotic

$$\lambda_L = 0 \quad (\text{A.18})$$

A.2 Spectrum

Again, it is enough to consider only $\xi < 1$ case because the spectrum for $\xi = 1$ case was already found in [8]. Following the method in [8], we move the contour in the first term in (A.6) (*i.e.*, $\frac{1}{2} + is$, $s \in \mathbb{R}$) to the right. Then, this contour will cancel the residue in the second term in (A.6). At the same time, it will pick up poles at

$$h_n > \frac{1}{2} \quad \text{where} \quad 1 - \xi k_c(h_n) = 0 \quad (n = 0, 1, 2, \dots) \quad (\text{A.19})$$

which were not included in the second term of (A.6) (See Fig. 29). For large n , h_n asymptotes to

$$h_n \simeq 2n + \frac{3}{2} + \frac{3\xi}{2\pi n} \quad (n \gg 1) \quad (\text{A.20})$$

Note that h_0 is a simple pole for $\xi < 1$ unlike $\xi = 1$ case where it is a double pole. For $\xi = -\frac{4}{3\pi}$, h_0 is located at $\frac{1}{2}$ which the contour $\frac{1}{2} + is$ passes through. Since the contribution from this pole becomes ambiguous for $\xi = -\frac{4}{3\pi}$, we consider a case where

$$-\frac{4}{3\pi} < \xi < 1 \quad (\text{A.21})$$

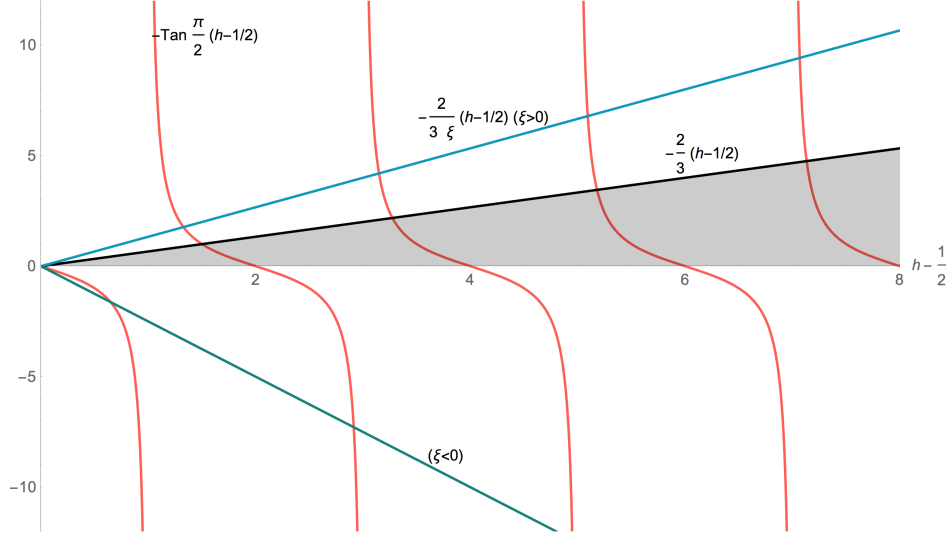


Figure 29: The intersections of red curve and blue line are simple poles corresponding to conformal dimension h_n ($n = 0, 1, 2, \dots$). The black line represents $\xi = 1$ case which exhibits maximal chaos, and the shaded region leads to violation of chaos bound.

and, all models in this paper lies in this range. From [8], we found

$$\mathcal{F}_\xi(\chi) = \sum_{n=0}^{\infty} c_n^2 \chi^{h_n} {}_2F_1(h_n, h_n; 2h_n; \chi) \quad (\text{A.22})$$

where (the square of) OPE coefficient is given by

$$c_n^2 = \frac{4\pi}{3\xi^2} \frac{h_n - \frac{1}{2}}{(-\pi \tan(\frac{\pi h_n}{2}))} \frac{[\Gamma(h_n)]^2}{\Gamma(2h_n)} \left(-\frac{1}{k'_c(h_n)} \right) \quad (\text{A.23})$$

Especially, for $\xi = 0$, one can find the conformal dimension h_n exactly.

$$h_n = 2n + \frac{3}{2} \quad (\text{A.24})$$

and the OPE coefficient is

$$c_n^2 = \frac{4[\Gamma(2n + \frac{3}{2})]^2}{\pi\Gamma(4n + 3)} \quad (\text{A.25})$$

References

- [1] S. Sachdev and J. Ye, *Gapless spin fluid ground state in a random, quantum Heisenberg magnet*, *Phys. Rev. Lett.* **70** (1993) 3339, [[cond-mat/9212030](#)].
- [2] S. Sachdev, *Holographic metals and the fractionalized Fermi liquid*, *Phys. Rev. Lett.* **105** (2010) 151602, [[arXiv:1006.3794](#)].

- [3] A. Kitaev, *Hidden correlations in the Hawking radiation and thermal noise*, <http://online.kitp.ucsb.edu/online/joint98/kitaev/>, KITP seminar, Feb. 12, (2015).
- [4] A. Kitaev, *A simple model of quantum holography*, <http://online.kitp.ucsb.edu/online/entangled15/kitaev/>, <http://online.kitp.ucsb.edu/online/entangled15/kitaev2/>, Talks at KITP, April 7, 2015 and May 27, (2015).
- [5] S. Sachdev, *Bekenstein-Hawking Entropy and Strange Metals*, *Phys. Rev.* **X5** (2015), no. 4 041025, [[arXiv:1506.05111](#)].
- [6] J. Polchinski and V. Rosenhaus, *The Spectrum in the Sachdev-Ye-Kitaev Model*, *JHEP* **04** (2016) 001, [[arXiv:1601.06768](#)].
- [7] A. Jevicki, K. Suzuki, and J. Yoon, *Bi-Local Holography in the SYK Model*, *JHEP* **07** (2016) 007, [[arXiv:1603.06246](#)].
- [8] J. Maldacena and D. Stanford, *Remarks on the Sachdev-Ye-Kitaev model*, *Phys. Rev.* **D94** (2016), no. 10 106002, [[arXiv:1604.07818](#)].
- [9] A. Jevicki and K. Suzuki, *Bi-Local Holography in the SYK Model: Perturbations*, *JHEP* **11** (2016) 046, [[arXiv:1608.07567](#)].
- [10] J. Maldacena, S. H. Shenker, and D. Stanford, *A bound on chaos*, *JHEP* **08** (2016) 106, [[arXiv:1503.01409](#)].
- [11] S. H. Shenker and D. Stanford, *Black holes and the butterfly effect*, *JHEP* **03** (2014) 067, [[arXiv:1306.0622](#)].
- [12] D. A. Roberts, D. Stanford, and L. Susskind, *Localized shocks*, *JHEP* **03** (2015) 051, [[arXiv:1409.8180](#)].
- [13] J. Maldacena, D. Stanford, and Z. Yang, *Conformal symmetry and its breaking in two dimensional Nearly Anti-de-Sitter space*, *PTEP* **2016** (2016), no. 12 12C104, [[arXiv:1606.01857](#)].
- [14] K. Jensen, *Chaos in AdS_2 Holography*, *Phys. Rev. Lett.* **117** (2016), no. 11 111601, [[arXiv:1605.06098](#)].
- [15] G. Mandal, P. Nayak, and S. R. Wadia, *Virasoro coadjoint orbits of SYK/tensor-models and emergent two-dimensional quantum gravity*, [[arXiv:1702.04266](#)].
- [16] S. R. Das, A. Jevicki, and K. Suzuki, *Three Dimensional View of the SYK/AdS Duality*, [[arXiv:1704.07208](#)].
- [17] D. J. Gross and V. Rosenhaus, *A Generalization of Sachdev-Ye-Kitaev*, *JHEP* **02** (2017) 093, [[arXiv:1610.01569](#)].
- [18] S. Banerjee and E. Altman, *Solvable model for a dynamical quantum phase transition from fast to slow scrambling*, [[arXiv:1610.04619](#)].
- [19] W. Fu, D. Gaiotto, J. Maldacena, and S. Sachdev, *Supersymmetric Sachdev-Ye-Kitaev models*, *Phys. Rev.* **D95** (2017), no. 2 026009, [[arXiv:1610.08917](#)]. [Addendum: *Phys. Rev. D* **95**, no. 6, 069904 (2017)].
- [20] T. Nishinaka and S. Terashima, *A Note on Sachdev-Ye-Kitaev Like Model without Random Coupling*, [[arXiv:1611.10290](#)].

- [21] T. Li, J. Liu, Y. Xin, and Y. Zhou, *Supersymmetric SYK model and random matrix theory*, [arXiv:1702.01738](#).
- [22] R. Gurau, *Quenched equals annealed at leading order in the colored SYK model*, [arXiv:1702.04228](#).
- [23] V. Bonzom, L. Lionni, and A. Tanasa, *Diagrammatics of a colored SYK model and of an SYK-like tensor model, leading and next-to-leading orders*, [arXiv:1702.06944](#).
- [24] C. Peng, *Vector models and generalized SYK models*, [arXiv:1704.04223](#).
- [25] Y. Gu, X.-L. Qi, and D. Stanford, *Local criticality, diffusion and chaos in generalized Sachdev-Ye-Kitaev models*, [arXiv:1609.07832](#).
- [26] M. Berkooz, P. Narayan, M. Rozali, and J. Simón, *Higher Dimensional Generalizations of the SYK Model*, *JHEP* **01** (2017) 138, [[arXiv:1610.02422](#)].
- [27] G. Turiaci and H. Verlinde, *Towards a 2d QFT Analog of the SYK Model*, [arXiv:1701.00528](#).
- [28] M. Berkooz, P. Narayan, M. Rozali, and J. Simón, *Comments on the Random Thirring Model*, [arXiv:1702.05105](#).
- [29] Y. Gu, A. Lucas, and X.-L. Qi, *Energy diffusion and the butterfly effect in inhomogeneous Sachdev-Ye-Kitaev chains*, [arXiv:1702.08462](#).
- [30] R. Gurau, *Colored Group Field Theory*, *Commun. Math. Phys.* **304** (2011) 69–93, [[arXiv:0907.2582](#)].
- [31] R. Gurau and V. Rivasseau, *The $1/N$ expansion of colored tensor models in arbitrary dimension*, *Europhys. Lett.* **95** (2011) 50004, [[arXiv:1101.4182](#)].
- [32] R. Gurau, *The complete $1/N$ expansion of colored tensor models in arbitrary dimension*, *Annales Henri Poincaré* **13** (2012) 399–423, [[arXiv:1102.5759](#)].
- [33] V. Bonzom, R. Gurau, A. Riello, and V. Rivasseau, *Critical behavior of colored tensor models in the large N limit*, *Nucl. Phys.* **B853** (2011) 174–195, [[arXiv:1105.3122](#)].
- [34] R. Gurau and J. P. Ryan, *Colored Tensor Models - a review*, *SIGMA* **8** (2012) 020, [[arXiv:1109.4812](#)].
- [35] R. Gurau, *Universality for Random Tensors*, *Ann. Inst. H. Poincaré Probab. Statist.* **50** (2014), no. 4 1474–1525, [[arXiv:1111.0519](#)].
- [36] V. Bonzom, R. Gurau, and V. Rivasseau, *Random tensor models in the large N limit: Uncoloring the colored tensor models*, *Phys. Rev.* **D85** (2012) 084037, [[arXiv:1202.3637](#)].
- [37] R. Gurau and G. Schaeffer, *Regular colored graphs of positive degree*, *Ann. Inst. H. Poincaré Comb. Phys. Interact.* **3** (2016) 257 – 320, [[arXiv:1307.5279](#)].
- [38] S. Carrozza and A. Tanasa, *$O(N)$ Random Tensor Models*, *Lett. Math. Phys.* **106** (2016), no. 11 1531–1559, [[arXiv:1512.06718](#)].
- [39] R. Gurau, *The complete $1/N$ expansion of a SYK-like tensor model*, *Nucl. Phys.* **B916** (2017) 386–401, [[arXiv:1611.04032](#)].
- [40] V. Bonzom and S. Dartois, *Blobbed topological recursion for the quartic melonic tensor model*, [arXiv:1612.04624](#).
- [41] E. Witten, *An SYK-Like Model Without Disorder*, [arXiv:1610.09758](#).

- [42] I. R. Klebanov and G. Tarnopolsky, *Uncolored random tensors, melon diagrams, and the Sachdev-Ye-Kitaev models*, *Phys. Rev.* **D95** (2017), no. 4 046004, [[arXiv:1611.08915](#)].
- [43] C. Peng, M. Spradlin, and A. Volovich, *A Supersymmetric SYK-like Tensor Model*, [arXiv:1612.03851](#).
- [44] C. Krishnan, K. V. P. Kumar, and S. Sanyal, *Random Matrices and Holographic Tensor Models*, [arXiv:1703.08155](#).
- [45] C. Krishnan, S. Sanyal, and P. N. Bala Subramanian, *Quantum Chaos and Holographic Tensor Models*, *JHEP* **03** (2017) 056, [[arXiv:1612.06330](#)].
- [46] S. Chaudhuri, V. I. Giraldo-Rivera, A. Joseph, R. Loganayagam, and J. Yoon, *Abelian Tensor Models on the Lattice*, [arXiv:1705.01930](#).
- [47] F. Ferrari, *The Large D Limit of Planar Diagrams*, [arXiv:1701.01171](#).
- [48] H. Itoyama, A. Mironov, and A. Morozov, *Rainbow tensor model with enhanced symmetry and extreme melonic dominance*, [arXiv:1703.04983](#).
- [49] H. Itoyama, A. Mironov, and A. Morozov, *Ward identities and combinatorics of rainbow tensor models*, [arXiv:1704.08648](#).
- [50] I. R. Klebanov and A. A. Tseytlin, *Intersecting M-branes as four-dimensional black holes*, *Nucl. Phys.* **B475** (1996) 179–192, [[hep-th/9604166](#)].
- [51] M. Beccaria and A. A. Tseytlin, *Partition function of free conformal fields in 3-plet representation*, *JHEP* **05** (2017) 053, [[arXiv:1703.04460](#)].
- [52] R. Gurau, *The $1/N$ expansion of colored tensor models*, *Annales Henri Poincaré* **12** (2011) 829–847, [[arXiv:1011.2726](#)].
- [53] S. A. Hartnoll, *Theory of universal incoherent metallic transport*, *Nature Phys.* **11** (2015) 54, [[arXiv:1405.3651](#)].
- [54] M. Blake, *Universal Charge Diffusion and the Butterfly Effect in Holographic Theories*, *Phys. Rev. Lett.* **117** (2016), no. 9 091601, [[arXiv:1603.08510](#)].
- [55] M. Blake, *Universal Diffusion in Incoherent Black Holes*, *Phys. Rev.* **D94** (2016), no. 8 086014, [[arXiv:1604.01754](#)].
- [56] S.-K. Jian and H. Yao, *Solvable SYK models in higher dimensions: a new type of many-body localization transition*, [arXiv:1703.02051](#).
- [57] C.-M. Jian, Z. Bi, and C. Xu, *A model for continuous thermal Metal to Insulator Transition*, [arXiv:1703.07793](#).