

# $\Delta$ Breakpad: Diversified Binary Crash Reporting

Bert Abrath, Bart Coppens, Mohit Mishra, Jens Van den Broeck, Bjorn De Sutter

**Abstract**—This paper introduces  $\Delta$ Breakpad. It extends the Breakpad crash reporting system to handle software diversity effectively and efficiently by replicating and patching the debug information of diversified software versions. Simple adaptations to existing open source compiler tools are presented that on the one hand introduce significant amounts of diversification in the code and stack layout of ARMv7 binaries to mitigate the widespread deployment of code injection and code reuse attacks, while on the other hand still supporting accurate crash reporting. An evaluation on SPEC2006 benchmarks demonstrates that the corresponding computational, storage, and communication overheads are small.

**Index Terms**—software security, software diversity, crash reporting



## 1 INTRODUCTION AND MOTIVATION

The monoculture in software, in which identical copies of programs are distributed to all users, has long been blamed for easing the exploitation of malware [1], [2]. As a mitigation, software diversity has been proposed [3], [4], [5]. The main goal is to prevent that an identified attack vector can automatically be scaled up to many systems, thus lowering the expected profit of attacks. As software diversification can protect against many types of attacks, its use is becoming mandated for more and more systems. Examples include the requirement in many settings to use Address Space Layout Randomization (ASLR) and MovieLabs' Specification for Enhanced Content Protection [6]. The latter mandates software diversity and so-called copy and title diversity, albeit without prescribing specific diversification schemes.

In practice, however, we observe that few, and only very simple diversification schemes gain traction. With ASLR, for example, only absolute addresses are randomized, but offsets within executable binaries remain constant. These limitations open the door to information leak attacks [7].

When academics present new, more advanced diversification schemes, industrial developers typically appreciate their protection strength, but their costs and limitations with respect to the software development life cycle (SDLC) severely restrict their practical usability. One of the customer support issues relates to crash collectors. Google Breakpad (<http://code.google.com/p/google-breakpad/>), e.g., is a small software component that can be embedded in applications to facilitate the collection of crash reports, even when the application binaries are distributed to end users without debug information. Its operation involving three parties is visualized in Figure 1. When the application crashes on a user's system, the embedded Breakpad component sends a stack dump (called minidump) to the crash collector server. On that server, a tool then combines the minidump information with the debug information stored in a so-

called symbol file on the server. The tool then generates a stack trace, which most often is first analyzed and classified automatically. If no equivalent traces are found in a database of previously received traces, the vendor's developers are notified that a previously unknown bug or previously unknown trigger has been identified, at which point they can start to study the trace manually. For obvious reasons, crash collector tools like Breakpad have become quite popular.

When different users of an application execute different code versions, however, this system no longer works out of the box. Unless the crash collector stores symbol files for all of the diversified versions, it lacks the necessary information to identify and interpret the information in the received minidumps. According to feedback we get from developers of large, popular open source projects, simplistic solutions to overcome the mismatch between diversified minidumps and a single symbol file, such as permanently storing debug information for all diversified versions, are infeasible because symbol files are quite large. The alternative solution of rebuilding a software version and its debug information on the server when a crash report comes in is considered impractical as well: For larger programs, recompilation of every crashed version would be compute-intensive, and it requires the precise reproduction of the developer's build environment in the crash collection environment, which might reside on a third party's infrastructure.

Alternatively, we propose to extend the diversified stack dumps with a small amount of *delta data* [8], which allows the server to overcome the discussed mismatch without requiring large amounts of persistent storage, compute power, or communication bandwidth.

This paper presents such an extension for Breakpad we call  $\Delta$ Breakpad. It supports crash reporting of binaries diversified with a combination of three existing diversifications. The contributions of this paper are the following:

- An analysis of the effects of three existing diversification schemes on x86 and ARM debug information.
- An open-source implementation of those schemes based on minimal adaptations to the widely used, state-of-the-art LLVM 5.0 compiler.
- The  $\Delta$ Breakpad approach, and an open source im-

*The authors thank the Agency for Innovation by Science and Technology in Flanders (IWT) for supporting Jens and the Fund for Scientific Research - Flanders for project grant 3G013013. Part of this research was conducted in the EU FP7 project ASPIRE, which has received funding from the European Union Seventh Framework Programme (FP7/2007-2013) under grant agreement number 609734.*

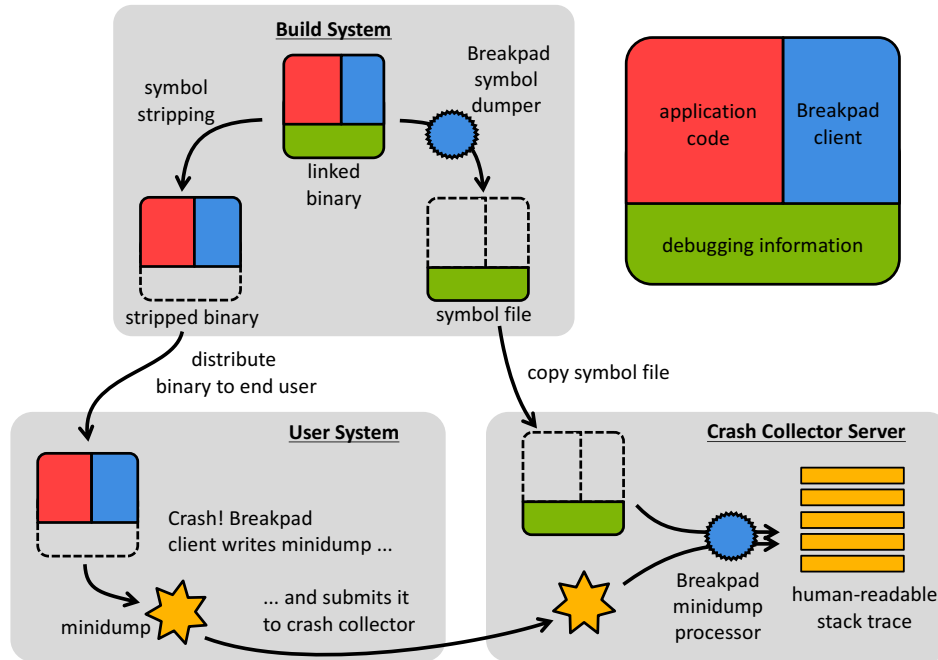


Fig. 1: Overview of Google’s Breakpad tools for crash collection (redrawn after the Breakpad website).

plementation thereof, in which  $\Delta$ data bridges the gap between a diversified binary crash report and debug information from a non-diversified binary. This implementation consists of scripts that prepare and manipulate inputs for Breakpad components, but it involves no changes to the existing code base.

- Two techniques to minimize the amount of  $\Delta$ data necessary to bridge that gap.
- An evaluation on a set of benchmark programs, measuring the size of the  $\Delta$ data, as well as the computational cost of building and handling it.

The main result is the first demonstration and open source implementation of co-designed compile-time software diversification on the one hand and crash report server support for the diversified binaries on the other hand.

This paper is structured as follows. Section 2 provides background information and analyses the problem to be solved in terms of offset diversification schemes, debug information required for crash reporting, and the impact of the diversification on this information, on different types of CPU architectures. Next, Section 3 presents an overview and detailed discussion of the  $\Delta$ Breakpad approach as an extension of Google Breakpad. Section 4 discusses practical aspects of the diversifying tool flow implementation. The results of an experimental evaluation are presented in Section 5, after which Section 6 discusses alternative designs and generalization issues. Section 7 discusses related work and Section 8 draws conclusions.

## 2 BACKGROUND & PROBLEM STATEMENT

### 2.1 Offset Diversification

In this work, we focus on diversification schemes that alter offsets between instructions in a program and offsets between elements in stack frames. We focus on compiled

languages such as C and C++ that provide no memory safety [7]. The studied types of diversification have proven to be useful on top of basic ASLR, because they raise the bar for information leak attacks: When offsets within memory segments are diversified on top of their start addresses, one leaked address no longer directly informs attackers about the locations of other potentially interesting elements. We deploy three existing offset diversification schemes:

- 1) **Function Shuffling** The order of all the functions in a whole binary is randomized. This randomizes inter-procedural code offsets with high entropy [9].
- 2) **Randomized NOP Insertion** At random locations, for some average frequency, NOPs (no-operations) are inserted into the code bodies of all the functions. This randomizes intra-procedural code offsets [10].
- 3) **Randomized Stack Padding** A random number of bytes is inserted in between the stack locations of buffers and those of the return addresses [1]. The impact on the stack frames is visualized in Figure 2. It randomizes the distance from buffers to stored return addresses, as well as the distances between return addresses in different stack frames.

We do not claim that these three schemes offer the most powerful protection that diversification can offer. They do offer significant protection, however, and as we will demonstrate, can be made compatible with crash reporting.

To implement these schemes, stochastic decision processes decide on the function ordering, on the locations to insert NOPs, and on the amounts of stack padding to insert. The stochastic decision processes are deterministic as they are based on pseudo-random number generators (PRNGs). To generate diversified code fragments, it suffices to feed the PRNGs different random seeds.

As the three schemes are conceptually simple, their decision processes do not involve checks of complex pre-

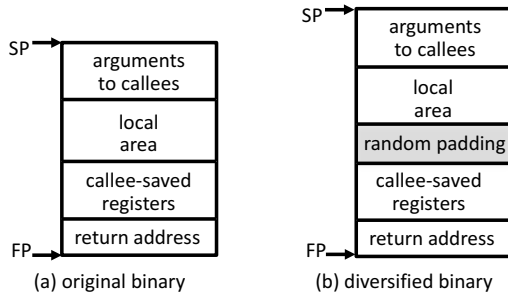


Fig. 2: Stack frames in original and diversified binaries.

conditions on the code fragments to be diversified. Hence no complex compiler technology is needed to replicate the decision processes, even in cases where the application of a scheme in one compilation step can trigger hard-to-predict indirect effects by triggering additional code transformations later down the compilation process. All of the necessary information to replicate them (such as function names, function body sizes, ...) is readily available in standard debug information, as will be discussed in the next section, or can trivially be generated during the compilation process, without needing to make large changes to the compilers.

A direct effect of the three schemes is that offsets encoded in the code section of a binary change. With the first two schemes, the displacements between instructions change, as does the offset of all instructions relative to the start of the code segment of the binary. In the code section, this implies changes to the PC-relative offsets encoded in, e.g., direct control flow transfers. With the third scheme, the direct changes occur in the displacements between the base pointer and stack pointer on the one hand, and the data items in a stack frame on the other hand. So offsets encoded in stack memory operations change, and so do the immediate operands of instructions that produce pointers to stack-allocated data. In all three schemes, the diversification hence results in changes to offsets encoded in instructions as immediate operands. The indirect effect of those changes on the debug information depends significantly on the type of processor architecture, as we discuss in Sections 2.3 and 2.4.

## 2.2 Necessary Debug Information

The debug information of interest is embedded in the symbol files used by Breakpad. Conceptually, it consists of source line information and stack unwinding information. For both of those, the code is partitioned in regions: short sequences of consecutive instructions. The line information consists of a single list of regions. For each region, the start address, the size, and the corresponding source file and source line number are stored. In the symbol files that Breakpad uses, this information is stored in human-readable form, as shown in Figure 3. Each line consisting of hexadecimal numbers corresponds to one region.

The stack unwinding information also consists of a list of regions, described by their start address and size. Each region also comes with a description of the locations in the program state where the debugger’s stack unwinder will find the necessary information to unwind the stack.

Figure 4 shows an excerpt of an ARMv7 symbol file. The post-fix expressions on registers (`sp`, `r11`, `lr`, ...) express

### Description:

```
FUNC address size parameter_size name
address size line filename
```

### Example excerpt:

```
FUNC 157c 34 0 google_breakpad::LineReader::PopLine
157c 4 113 4
1580 30 116 4
FUNC 15b0 38 0 sys_close
15b0 4 2979 16
15b4 1c 2979 16
15d0 10 2979 16
15e0 8 2979 16
FUNC 15e8 5c 0 google_breakpad::PageAllocator::FreeAll
15e8 4 142 13
15ec 8 142 13
```

Fig. 3: Source line mapping in the symbol file.

### Description:

```
STACK CFI INIT address size reg1: expr1 reg2: expr2 ...
STACK CFI address reg1: expr1 reg2: expr2 ...
```

### Example symbol file excerpts:

```
STACK CFI INIT 1bdc f0 .cfa: sp 0 + .ra: lr
STACK CFI 1be0 .cfa: sp 8 + .ra: .cfa -4 + ^ r11: .cfa -8 + ^
STACK CFI 1be4 .cfa: r11 4 +

STACK CFI INIT 28a4 f8 .cfa: sp 0 + .ra: lr
STACK CFI 28ac .cfa: sp 20 + .ra: .cfa -4 + ^ r4: .cfa -20 + ^
r5: .cfa -16 + ^ r6: .cfa -12 + ^ r7: .cfa -8 + ^
STACK CFI 28b4 .cfa: sp 904 +
```

### Corresponding assembler code excerpts:

```
<function1>: push    {fp, lr}
             add     fp, sp, #4
             sub     sp, sp, #16
             ...
<function2>: push    {r4, r5, r6, r7, lr}
             cmp     r3, #0
             sub     sp, sp, #884    ; 0x374
             ...
```

Fig. 4: Stack unwinding information in the symbol file.

how to compute the necessary properties of the frames on the stack when execution has reached a given region. These properties are the canonical frame address (`.cfa`), the return address (`.ra`), and the values of callee-saved registers in a function’s caller. The first three records in the excerpt relate to `function1`, of which the prologue’s assembly code shows it has a frame pointer (`FP = r11` according to the ARM EABI). The expression for `.cfa` on the first line encodes that on entry to `function1`, the stack pointer (`SP`) still points to the start of the function’s stack frame. The second line clarifies that after the push instruction, two callee-saved registers can be found on the stack, and the `SP` points 8 bytes beyond the start of the frame.

To enable the construction of a source-level stack trace on a crash server on the basis of undiversified debug information and a diversified, crashed binary’s stack dump, `ΔBreakpad` needs to be able to replicate the diversification’s effect on the symbol file. Given the discussed format of that file, `ΔBreakpad` needs to replicate the diversification-induced changes to the number and ordering of regions, changes to their start addresses and sizes, and changes to the locations where relevant pieces of program state are stored.

We observed that in the symbol files of our benchmark suites, about 90% of the records specify line number infor-

mation, and about 7% provide stack unwinding information, with the rest spend on descriptions of the files and paths, and on the interfaces that are exported. Those 7% do occupy about 20% of the symbol file size, however: as can be seen in Figures 3 and 4, stack unwinding records are much longer than code/line region records.

### 2.3 Indirect effects in x86 binaries

On variable-width CISC architectures such as Intel’s x86, the indirect effects of the three diversification schemes are mostly limited to additional changes in the displacements between instructions. When, as a result of a changed offset, less or more bytes are required to encode that offset as an instruction’s immediate operand, the x86 compiler will simply generate another form of the same instruction that uses less or more bytes. In addition, as the compiler might put certain instructions on specific alignments to optimize instruction fetching or instruction caching, it might insert different amounts of padding as a result of the diversification. Such changes only alter the addresses and sizes of regions in the symbol files.

More or less the same happens as a result of the randomized stack padding. In many functions, no instructions are present in the function prologues/epilogues that only increment/decrement the SP. To allocate/deallocate the additional randomized padding in such functions, additional instructions have to be inserted in the prologue/epilogue. In the symbol file, this comes mostly down to splitting regions in the stack unwinding information: one region before the SP increment/decrement, and one region after it.

So replicating the effect of diversification on the debug information stored on a crash collector requires updating the number, addresses, and sizes of regions, as well as the offsets where relevant state is stored in stack frames. To do so, it suffices for the crash collector to have (i) the original, undiversified binary including its debug information; (ii) a script that replays the deterministic decision processes of the randomizing diversification schemes; (iii) the seeds and keys that were used for generating the diversified binary.

So on architectures like the x86, it suffices to embed the seeds and keys in the binaries, to extend the Breakpad client to send them along with the minidump to the crash collector, and to extend the Breakpad minidump processor to let it replicate the impact of the diversification process on the symbol file. For that replication, not the whole original compiler is needed. Instead, a simple script suffices that replays the stochastic diversification decision processes for the program at hand, i.e., taking into account the alignment requirements of the individual program fragments and the locations where different types of offsets are encoded in the code. A complete approach that covers these features and more is presented in Section 3.

### 2.4 Indirect effects in ARMv7 binaries

On architectures like the ARMv7 RISC architecture, the situation is quite different.<sup>1</sup> The same effect plays, e.g., with respect to the function prologues and epilogues, but for three reasons there are many more indirect effects.

1. The 32-bit part of the ARMv8 architecture, which is still omnipresent on mobile devices, is mostly identical to ARMv7.

**Fixed-width instruction encoding.** ARMv7 instructions are 16-bit or 32-bit wide. The immediate operands of ALU and LD/ST instructions can therefore only be quite narrow, so when offsets grow bigger because of diversification, it can become impossible to encode them as immediate operands. Instead, the offsets then have to be stored in registers. This requires additional instructions and puts extra pressure on the register allocator, as a result of which instructions can also become scheduled in different orders. In fact, we have observed that if the same offset has to be generated multiple times, the compiler sometimes applies common-subexpression-elimination [11], which can have a global impact on register allocation and instruction scheduling. Furthermore, we have observed that the compiler sometimes changes the base register used in LD/ST instructions, e.g., when the offsets of a location in the stack frame relative to the SP and/or the FP change.

**Rotating immediate operands.** The ARMv7 architecture has a peculiar way of encoding offsets as 8 consecutive bits that can be rotated over a 5-bit amount. It therefore also happens that offsets that could not be encoded as immediate operands in the original binary become perfectly fine ones after diversification. For example, whereas an original offset 0x3ff0 cannot be encoded in one immediate operand, it does work perfectly fine for the increased offset 0x4000 that can result from adding stack frame padding.

**The visible program counter.** ARMv7 code typically contains a sizable amount of PC-relative computations, both in position-independent and in position-dependent code. The reason is the visible program counter (PC). Constant values that cannot be encoded in individual immediate operands, such as vectors of numerical values to be used by vector instructions, and constants unknown at compile time, such as absolute addresses or inter-modular offsets, are often loaded from so-called literal pools: data chunks dispersed in between the code that are accessed through PC-relative load operations. As our diversification schemes can change the sizes of code fragments, and as only narrow offsets can be encoded, they also affect the location where the compiler injects the literal pools in between the code. Whereas the order of instructions and literal pools can remain the same when NOPs are inserted randomly in x86 code, it cannot remain the same in ARMv7 code.

In conclusion, when targeting an architecture like the ARMv7, we have to expect much further reaching changes to the code section, even if we only apply our three relatively simple offset diversification schemes. Moreover, on such an architecture it is impossible to replicate the changes to the corresponding symbol file completely without replicating part of the compiler infrastructure that was used during register allocation, instruction selection, and instruction scheduling. In other words, it cannot suffice to put a simple script on the crash collector server to replicate the impact of the diversification on the symbol file.

## 3 THE $\Delta$ BREAKPAD APPROACH

To overcome this problem,  $\Delta$ Breakpad combines three main concepts. The first concept is *imperfect replication* of the diversification process’ impact on the symbol file.

The second concept is *patching* of the imperfect replication result to make it perfect. The crash collector will not only receive the necessary seeds and keys to replicate the diversification decision process, but also a patch that will allow it to fix any imperfection of the performed replication. So the  $\Delta$ Breakpad client has to send both the minidump, the seeds and keys, and the patch to the crash collector.

The third concept is  $\Delta$ -*minimization*, with which we denote the adaptation of the compilation and diversification process to minimize the sizes of the patches that the client has to send to the crash collector.

Figure 5 presents an overview of the  $\Delta$ Breakpad approach. It looks much more complicated than Breakpad in Figure 1, but the main Breakpad components are still present, and are in fact reused as is:  $\Delta$ Breakpad consists of scripts and unmodified existing Breakpad tools. As we will discuss in Section 5, it requires only minimal changes to the build system tools to generate the diversified binaries and  $\Delta$ data.

### 3.1 Crash Handling & Stack Trace Generation

Importantly, the  $\Delta$ Breakpad approach does not require any change to the minidump that is sent by the client to the server. The minidump file format as developed by Microsoft is similar to core dump files, but much smaller, better documented, and less OS-specific. A minidump contains

- A list of the executable and all shared libraries loaded into the process when the dump was created.
- A list of the process threads, with their stacks and processor register contents. Complete stacks are included because the applications typically do not contain debug information to analyze the stack.
- Some more system information, incl. the processor and OS versions, as well as the reason for the crash.

We only need adapt the Breakpad client such that it sends the server a small chunk of  $\Delta$ data along with the minidump (bottom right of Figure 5). This does not require any patch to the Breakpad library (<https://github.com/google/breakpad/>) that is to be linked into an application to enable Breakpad crash reporting. That library is only responsible for dumping the necessary information about a crash to disk. A separate process is then responsible for sending the data to the crash reporter. This isolation minimizes the risk that Breakpad's operation is corrupted by the trigger of the crash (e.g., buggy code being executed). The separate process needs to be implemented and customized for every OS and usage scenario. For  $\Delta$ Breakpad, we only need to customize it some more to let it deliver the  $\Delta$ data with the minidump. That  $\Delta$ data contains the random seeds, keys, and other parameters that the server needs to perform the imperfect replication, as well as the aforementioned patch. If necessary, the  $\Delta$ data can be encrypted and signed to guarantee authenticity, integrity, and confidentiality.

The crash collector server still persistently stores debug info in the form of a single symbol file of the *default binary*. No changes to its format are required, so the existing Breakpad symbol dumper utilities for the major OSs can be reused out of the box to extract the necessary information from the DWARF or STABS debug sections in ELF object files

or from stand-alone PDB (Microsoft's Program Database format) files.

In addition, the server persistently stores a *diversity opportunity log*. This log is generated during the *default compilation*, i.e., when the diversifying tool chain is invoked without applying any actual diversification to generate the default binary. It lists all the opportunities for diversification that occurred during the generation of that binary, but that were not exploited. For example, it lists all the program points where the diversification process considered but skipped inserting NOPs. An essential feature of the diversity opportunity log file is that it lists (i) all decision points where, during an actual diversifying run of the tools, random numbers are drawn from the PRNG; (ii) the necessary information for determining the diversification options from which one is selected with each drawn random number.

When a crash report arrives on the server, the  *$\Delta$ Breakpad replicator* replicates the impact of the diversification process on the symbol file in a couple of steps. First, the replicator extracts, decompresses, and (optionally) decrypts the  $\Delta$ data.

Next, the replicator extracts the seeds, keys and possible parameters from the  $\Delta$ data, to replicate the impact of the diversification decision process on the *default symbol file* by means of the opportunity log. The replicator initializes a PRNG with the same parameters and random seeds that were already used on the build system for the actual diversification of the binary from which the crash report was achieved. The replicator then draws random numbers from that PRNG at each point where the original diversification process had already drawn numbers. For each drawn number, the replicator then adapts the content of the symbol file to replicate (approximately) the impact the original diversification step had caused on that file. The overall result is an approximation of the *diversified symbol file*, i.e., the symbol file that the original Breakpad symbol dumper tool had produced on the build system for the *diversified binary*. It is an approximation because the replicator only models direct effects of the diversification, such as increased region sizes resulting from inserted NOPs, but no secondary effects like the ones discussed in Section 2.4. So finally, the replicator extracts the patch from the  $\Delta$ data and applies it to the approximation, thus reproducing an exact copy of the diversified symbol file.

As the contents of that diversified symbol file match the contents of the received minidump, the existing Breakpad minidump processor can then be used to produce the human-readable stack trace. Notice that this stack trace only contains information at the abstraction level of the source code. Crashes occurring in corresponding regions in differently diversified versions of the binaries will hence produce exactly the same stack trace. As such, all existing manual or automatic tools and techniques to analyze and classify the stack traces, e.g., for triaging, still work out of the box.

### 3.2 Generating the $\Delta$ data

The top part of Figure 5 shows the adapted build system. On the right, the standard Breakpad symbol dumper flow is shown to generate the default symbol file to be stored persistently on the crash collector server. This symbol file is extracted from the default binary.

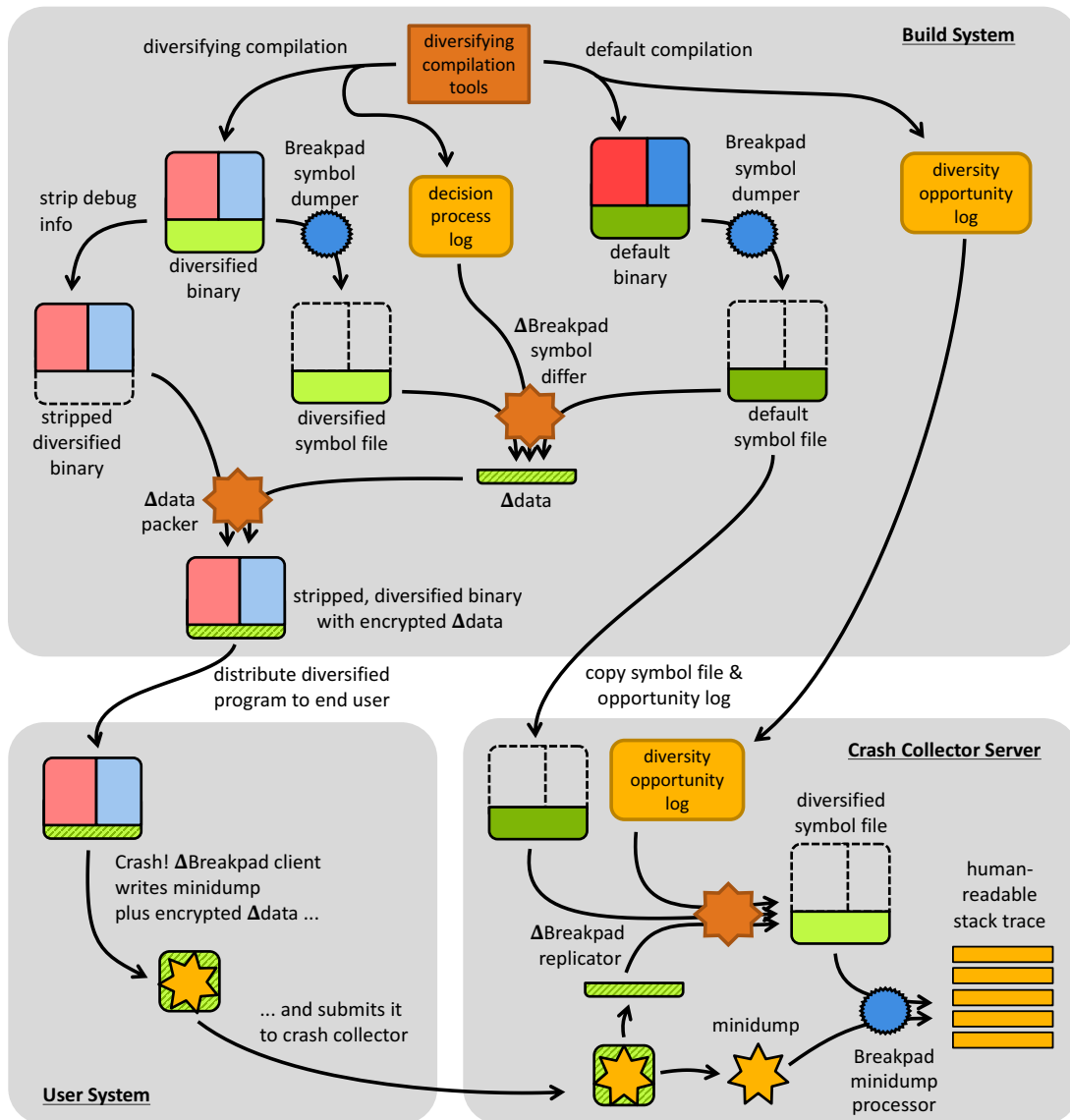


Fig. 5: Overview of  $\Delta$ Breakpad as an extension of Google Breakpad. The Breakpad symbol dumper and the Breakpad minidumper are reused as is from the standard Breakpad as shown in Figure 1.

On the left of the build system in Figure 5, the diversified binary is generated, along with the diversification *decision process log* that consists of the same info as the opportunity log plus a description of the actual result from the applied diversification, and a *diversified symbol file*. Based on this log and symbol file, and on the default symbol file, our  $\Delta$ Breakpad *symbol differ* then generates the  $\Delta$ data, in particular the patch part of it. Finally, the  $\Delta$ data packer compresses, and optionally encrypts and signs the data and injects it as an additional section into the stripped diversified executable. The resulting binary is then distributed to the end user, ready to be executed and crash.

### 3.3 Combining Multiple Diversification Processes

In order to make the described approach work, we need to ensure that the replication of the decision processes on the crash collector on the basis of the opportunity log generated for the default binary stays synchronized with the decision

process as it was executed during the generation of the diversified binary. This is non-trivial when one wants to apply multiple forms of diversification one after the other. Because of the already discussed indirect effects of diversifications, the replication process does not know the exact outcome of an earlier diversification applied to some code fragment. The replication process hence does not know the exact form of the code fragment onto which the later diversification is applied.

For example, consider the design where randomized padding is injected into a function's stack frame first, and random NOPs are inserted in its code body afterwards, after instruction scheduling has been performed. Given the ordering of compilation phases in a compiler, this is a reasonable design [11]. As discussed in Section 2.4, the injected padding can cause changes in the number of instructions of the function body. If this actually happens, and if the later NOP insertion process draws a random number for each instruction in the code to decide whether or not to

insert a certain number of NOPs after that instruction, the replicator will draw more or less random numbers from the PRNG than were counted during the generation of the default binary.

Fundamentally, the problem is that the diversifying NOP insertion is then performed on code that differs from the code from which the opportunity log was constructed. So in that case, the replication of the decision process on the crash collector will at some point become desynchronized with how the actual diversification was decided. Unless special care is taken, this will result in completely diverging replication from that point on, which can only be compensated by including a huge patch in the  $\Delta$ data.

We avoid this in two ways. First, the decision processes of the combined diversification schemes need to be carefully designed to become mostly, if not completely independent. In our diversifying tool chain, we achieve this by applying the later decision processes at a granularity of code fragments that is not likely impacted by earlier decision processes. Trivially, the order in which functions are shuffled is completely independent from the number of NOPs inserted in them, as well as from their stack padding size. We also observed that although random stack padding and NOP insertion often result in changes in the number of instructions in the function bodies, in particular when the ARMv7 architecture is targeted, they rarely impact the structure of the functions' control flow graphs (CFGs). The few cases in which we did see changes to the CFGs are the following:

- When trampolines had to be inserted or could be removed as a result of changed code displacements.
- When basic blocks became so big or small that they (no longer) had to be split, e.g., to provide space for a literal pool.
- When heuristics used by the compiler consider the sizes of the involved fragments. For example, in the LLVM compiler, we observed that the *tail duplication* optimization considers code size (small blocks are duplicated more), as do *if-conversion* and *tail merging*.

Randomized stack padding and NOP insertion can hence impact the CFGs of functions. Importantly, the effects of the mentioned transformations do not escape functions, as the transformations are intra-procedural.

Whereas NOP insertion inherently changes the sizes of code fragments, stack padding changes them much less frequently. We build on this observation by performing the stack padding insertion first, followed by the NOP insertion, of which the decision process is performed basic block per basic block, with a re-initialization of the used PRNG before each block. So however the number of instructions in the basic blocks are impacted by the former two diversification steps, as long as the CFG of a function is not impacted, the replicator's decision process will remain synchronized automatically. Function shuffling is applied last.

Our second way deals with the above cases where a function's CFG is actually changed as a result of the first two diversifications. As function shuffling has no impact on the function bodies, such changes come only from the stack padding. In such cases, we accept the desynchronization,

but we contain it to the function of which the CFGs are changed, i.e., to that function's part of the symbol file.

To avoid that the resulting desynchronization in the replication spills over into other functions, the tools that perform the diversification and the imperfect replication resynchronize the used PRNGs upon entry to a function. Such resynchronization per function can be implemented in several ways. Hierarchical PRNGs are one option, whereby the top-level PRNG is invoked on entry to each function. In our tools, we alternatively reset the PRNG with a new seed value that is computed by hashing a unique, immutable identifier of the function combined with the diversification seeds and keys. With cryptographically strong hash functions, the new seeds can not be predicted by attackers unless they know the (global) diversification seeds and key. As a unique function identifier that is not be impacted by any diversification step, we use the concatenation of the (mangled) name of the function, the name of the object file from which the function originated, and the name of its section within that object file. By compiling code with the `-ffunction-sections` flag, these identifiers are guaranteed to be unique. Every function is then put in its own section in the generated object file, and that section name then includes the function name, even for functions that are themselves anonymous in the object file, such as C functions declared `static`).

### 3.4 $\Delta$ -Minimization

With this paper, we want to demonstrate that crash reporting for diversified software is feasible with limited overhead. So we aim for small  $\Delta$ data.

A first option to reduce the size of the  $\Delta$ data is to compress it or to use more efficient encodings for the information that needs to be stored in the  $\Delta$ data. Compression and coding are not the focus of this paper, however, so in the remainder of this paper, we will simply rely on existing compression schemes to compress information encoded in a custom developed, but likely suboptimal coding scheme.

A second technique is to adapt the processes that perform the compilation and diversification. Those processes have an impact on the amount of imperfection in the replication, i.e., on the  $\Delta$  between the diversified symbol files and the symbol files reconstructed through imperfect replication. Those processes can hence be tweaked to minimize that  $\Delta$ , which will in turn lead to a reduction in the amount of patching information needed in the  $\Delta$ data. Tweaking the processes is the option we explore in this section.

We opt not to achieve a smaller  $\Delta$  at all cost, however. Apart from the restrictions discussed in Section 3.3, we do not want to impose strict limitations on the freedom with which to apply the diversification schemes. For example, when we let a compiler select a randomized amount of stack padding for some function, we do not want to restrict its selection to values that preserve the exact instruction schedules in the function body. Besides helping us to keep the diversification process decision logic (in the compiler as well as in the replicator) independent of compiler internals, this ensures that the entropy generated by means of the diversification does not depend more than strictly necessary on artifacts of the code being diversified. From the perspective of security, this is obviously an advantage.



Furthermore, we want to limit the changes we need to make to existing compilers and related tools used for generating and/or diversifying the binaries.

What remains then to reduce the  $\Delta$ , is the selection of the default compilation strategy and a minimal set of adaptations to the compilation tools to enforce that strategy. For the three forms of offset diversification we deploy, we identified two tiny but very useful adaptations.

### 3.4.1 Adaptation 1: Default Stack Padding

The first adaptation is that 8 bytes of stack padding are added in every function in the default, non-diversified binary. During the diversification process itself, every function gets a randomized number of padding bytes that is a strictly positive multiple of 8. This adaptation enforces the insertion of padding operations in all function versions, i.e., default ones and diversified ones. It therefore limits the number of cases where the code regions of the function prologues and epilogues as listed in the default symbol file need to be split to match the regions in the diversified symbol file (as discussed in Section 2.3).

The default padding enforces the inclusion of instructions to allocate and deallocate stack space in the function prologues and epilogues: the single prologue then contains one `add sp, sp, #const` instruction (or multiple ones, if the size of that stack space, i.e., the `const` value, cannot be encoded as a single immediate operand), and each copy of the epilogues contains one (or more) `sub sp, sp, #const` instructions, both in the default program version and in the diversified versions. Without the default padding, many functions in the default binary would not contain such SP incrementing/decrementing instructions. For those functions, the default padding minimizes the differences between default and diversified code and their corresponding regions in the symbol files.

For functions that already allocate and deallocate stack space in the default binary, adding default padding is useful as well. We observed quite some functions where the local area of a stack frame only holds relatively large arrays whose sizes are powers of two. In those functions, the aforementioned `const` operands are large values of which the least significant bits are all zeroes. Those values can hence be encoded as single immediate operands in the ARMv7 and similar architectures. By adding another 8 bytes of padding, a lower bit becomes set as well. So then the value can no longer be encoded as a single immediate operand in the default binary, just like it will likely not get encoded as a single immediate operand in the diversified binaries, where a randomized, but still relatively small amount of padding is added. The average difference between the default binary and the diversified binaries, and hence the average amount of information to be stored in the  $\Delta$ data, is hence reduced. For other functions, such as those with small local areas, the added 8 bytes typically don't impact which offsets can be encoded as immediate operands. The added 8 bytes then do not offer any benefit, but they also do not hurt in any way.

Minimizing the differences that randomized stack padding introduces between default and diversified code fragments is particularly important for the function epilogues; not only to make the corresponding regions in the

symbol files more similar to one another, but also to limit indirect effects on the generated code. As a result of the default padding, the epilogues in a function typically have the same size in the default binary and in the diversified binaries. Maintaining the same size for epilogues throughout the stack frame diversification is important for  $\Delta$ -minimization because the size of basic blocks, which is the form under which epilogues occur in the diversifying compiler's intermediate code representation, plays a significant role in the heuristics that steer some compiler optimizations, as discussed in Section 3.3. As a result, the insertion of extra instructions in the epilogues can result in altered CFGs. The introduction of default padding reduces the occurrence of such alterations. For the interested reader, the Appendix provides a quantitative analysis of this effect. In any case, reducing the number of alterations in the CFGs reduces the number of desynchronizations during the imperfect replication, thus minimizing the required  $\Delta$ data.

The 8-byte padding in the default binaries has no impact whatsoever on the size or on the performance of binaries distributed to end users: The default padding only influences the default symbol files and the  $\Delta$ data that will be used to reconstruct the diversified symbol file. With respect to security, there is only a small impact on distributed software versions. By excluding the possibility of adding zero bytes of stack padding to a function, keeping only the values 8, 16, ..., 256, we reduce the entropy in the stack frame layout of the diversified binaries from  $\ln(33)$  to  $\ln(32)$ .

Note that this 8-byte padding in the default binary can be implemented trivially in a diversifying compiler that already injects randomized stack padding: Default stack padding simply comes down to executing the diversified stack padding code with a non-diversified amount.

With respect to correctness, we note that by making all diversifying padding multiples of 8 bytes, the padding does not affect the natural alignment of data in stack frames. Typically, that data needs 8-byte alignment or less. This is reflected in the application binary interfaces (ABIs) we know of, and which impose at most 8-byte alignments. If data in a stack frame needs stricter alignment, e.g., because vector instructions will operate on wider data that needs 128-byte or 256-byte alignments, special constructs need to be used in the code that achieve such alignments independently of the address at which the stack frame starts. Such constructs include the use of `alloca` `alloca` or the allocation of a bigger array than needed and then using only an aligned part in that array of which the starting address is computed at run time. As such constructs function correctly at whatever allowed stack frame address, i.e., at any 8-byte aligned stack frame address according to the ABIs, those constructs survive the addition of randomized amounts of padding that are multiples of 8 bytes.

One can wonder whether the correctness of special programming constructs such as tail recursion can be affected by stack padding. We conjecture that this is not the case when the padding is implemented correctly. For example, we implement the stack padding insertion by simply asking the compiler to reserve space for more local variables on the stack as if more local variables were declared in the source code of the functions. The correctness of the padding then comes down to the correct implementation of the existing



stack frame allocation in the compiler. As that allocation is a crucial aspect of any compiler, we can rely on its correctness.

### 3.4.2 Adaptation 2: SP/FP-relative access optimization

The second adaptation consists of disabling a minor optimization in the (ARM-specific) compiler backend. When a function has a FP, the compiler back-end can choose to access data in its stack frame via FP-relative LD/ST instructions or via SP-relative ones. The decision can take into account the offsets of the data relative to the FP and to the SP. By choosing the option of which the offset can be encoded in one immediate, rotating operand (as discussed in Section 2.4), the code can be optimized.

After disabling that optimization, the compiler alternates less between FP-relative and SP-relative addressing as a result of randomized padding. The diversified binaries therefore become more similar to the default binary, which ultimately results in smaller  $\Delta$ data. The appendix backs this up with quantitative data for the interested reader.

This adaptation is trivial to implement: In LLVM, a one-line edit (to a condition in an if-statement) suffices. However, unlike the default stack padding, this tweak does potentially impact performance. In the SPEC2006 C and C++ benchmarks in our benchmark suite compiled with `-O2`, we observed no significant average performance impact: the average execution times increased with the rather small amount of 0.34%. For individual benchmarks, disabling the optimization resulted into anything between a 0.86% speedup and a 2.70% slowdown. These effects are likely caused by accident, such as improved or worsened instruction cache behaviors that accidentally result from small code changes, i.e., unintentional and beyond the scope and awareness of the compiler’s optimizations [12]. Still, these numbers indicate that there can be a small effect, that the software developer in certain performance critical cases may want to trade-off against the potential benefits in terms of  $\Delta$ data size. The latter is evaluated in Section 5.

With respect to security, this adaptation has no impact: The offsets in the stack frames do not change because of this optimization, and hence the entropy resulting from the offset randomization is not impacted. With respect to correctness, this adaptation has no impact either: We only let the compiler skip the exploitation of an optimization opportunity. In cases where the transformation implementing the optimization would be mandatory to generate correct code in the first place, it can of course still be applied as is. We know of no such cases, however.

## 3.5 Profile-Guided Diversification

Some diversification schemes can benefit from profile information to reduce the overhead. For example, the performance overhead of NOP-insertion can be reduced by concentrating NOPs on infrequently executed program points [10].  $\Delta$ Breakpad supports such profile-guided diversification: As long as both the default compilation and the diversifying compilation runs are served the same profile information, the decision process logs and the diversity opportunity log will be consistent with each other, so the  $\Delta$ Breakpad replicator will work just fine.

## 4 PROTOTYPE DIVERSIFICATION TOOL FLOW

As we want to demonstrate that our approach can work with small  $\Delta$ data sizes even on architectures that are harder to target, we evaluated it on the more challenging ARMv7 architecture. In particular, our prototype tools support the 32-bit subset of the ARMv7-A architecture (i.e., excluding 16-bit Thumb and Thumb2 code).

Diversification processes can be applied at many stages during the SDLC [4]. In our prototype implementation, the three diversification schemes are applied when the binaries are built. The schemes are applied in the already discussed order using existing open-source compiler tools.

### 4.1 Stack Padding

First, we adapted LLVM 5.0 for randomized stack padding. All functions get a random stack padding between 8 and 256 bytes, but always a multiple of 8 bytes, as discussed in Section 3.4.1. The amount of padding for each function is determined by hashing the function’s (mangled) name. The diversification seed is the key to the hash function. In this stateless scheme, the amount of padding in each function is independent of the order in which functions are compiled. This further eases the replay on the crash server, for which all the necessary function names are already present in the default symbol file.

Our LLVM patch to implement the stack padding and related command-line options is 41 lines of code in total. The stack padding itself is implemented in the architecture-independent code of the LLVM compiler pass that inserts function prologues and epilogues. Amongst others, that pass determines the total size of each function’s stack frame, including the space needed to implement calling conventions. Our patch extends that computation to insert randomized stack padding.

On top, a two-line patch sufficed to disable the FP/SP-relative stack access optimization discussed in Section 3.4.2.

### 4.2 NOP Insertion

We further adapted the LLVM 5.0 ARM backend to perform randomized NOP insertion and to generate an opportunity log, implementing a decision process as discussed in Section 3.3. It inserts a NOP in between every consecutive pair of instructions in a basic block with a user-controlled probability. For our experiments, we set this probability to 20%. More complex schemes, that introduce more entropy in the offsets between individual instructions in function bodies can easily be envisioned. Introducing many more NOPs will likely not be acceptable, however, as it obviously inflates the code size. As long as the more complex schemes have a decision process along the lines of the one discussed in Section 3.3, with a fixed number of random numbers drawn per basic block, we conjecture that the  $\Delta$ data size will not be impacted significantly.

To minimize the side effects of the NOP insertion that would lead to inflated  $\Delta$ -data, the NOP insertion is done as late as possible in the compiler backend. The new NOP-insertion compiler pass is invoked after instruction selection, if-conversion, instruction scheduling, register allocation, peephole and other assembly-level optimizations, and

code layout; and right before the very last LLVM ARM code generation pass that inserts literal address pools and the necessary trampolines. As already discussed in Section 3.3, that last pass can only be executed while all the basic blocks sizes are being finalized: Trampoline insertion and literal address pool insertion leads to code size increases, which might necessitate additional insertions, so they are performed iteratively until a fix-point is reached. From then on, no extra insertions can be performed (without risking having to undo and redo the insertion of pools and trampolines).

To replay the NOP insertion on the server, the opportunity log lists the functions' code and data blocks, as well as their sizes. The data blocks include blobs of data that the compiler stores in the code section (for various reasons) as well as the literal address pools. Those blocks are marked as data, such that the NOP insertion replay knows to skip them, i.e., not to insert NOPs in them. The code blocks correspond to the basic blocks in the compiler's intermediate code representation. To enable the inclusion of all the necessary information, in particular with respect to literal address pools, the opportunity log is generated at the end of the trampoline and address pool insertion compiler pass.

Since the number of instructions per basic block can be different in a diversified binary as a result of stack padding, the data in the opportunity log allows for relatively accurate, but not perfect replay on the crash server. The difference is obviously covered by the patch in the  $\Delta$ data.

Despite our careful design to obtain accurate opportunity logs, we observed that in some cases, the logs are not completely accurate. When source code contains inline assembly fragments, the LLVM code generator handles those mostly as strings, of which it estimates the maximal code sizes to insert trampolines and literal address pools as necessary. Most often, those estimates are correct. But sometimes LLVM overestimates their actual size. This results in desynchronization during the NOP-replication, because the replication then inserts NOPs in later blocks at incorrect addresses, resulting in incorrect updates to the supposedly corresponding regions in the symbol file.

Fortunately, this form of desynchronization occurs infrequently. Most user-space application and library code (except for the standard system libraries) does not include inline assembly. In our experiments, only the injected Breakpad components contained inline assembly. For all but the smallest programs, those components make up only a tiny fraction of the whole binary. Moreover, the desynchronization ends at the function boundary, when global resynchronization is performed anyway. So the overall impact on the sizes of the  $\Delta$ data is minimal.

We conjecture it is possible to eliminate this completely by engineering a way in which incorrect estimates in the opportunity log are patched on the basis of an inspection of the actual assembler code generated during the default compilation. This engineering task is left for future work.

Another source of errors in the NOP insertion replay, and desynchronization, is the insertion of the NOPs themselves. These can cause the location of the data pools inside the function to change, or even cause the sizes of these pools to change. This form of desynchronization happens rather

infrequently.

Our LLVM patch to implement the NOP insertion technique and related command-line options is 148 lines of code in total, 60 lines of which are used for outputting the opportunity log.

### 4.3 Function Shuffling

We use the standard GNU linker for shuffling functions. In preparation for this, we use the `-ffunction-sections` compiler flag to ensure that the compiler puts each function into a separate code section in the generated object files. To perform the actual shuffling, we simply generate a custom linker script that enforces a shuffled order of all the code sections, and hence of all functions. The order is determined with a pseudo-random number generator that is seeded with the diversification seed.

This process builds completely on existing linker functionality. No patch to the linker source code is needed to let it generate the diversified function orders. For generating the linker script, we extract all the linked-in functions from the linker map file. All linkers we know can produce such a file, which basically documents how the original (i.e., default) linker script was executed on the linked objects.

To replay the shuffling accurately on the crash server, the information extracted from the linker map file is needed, i.e., the names and sizes of linked-in functions, as well as their alignment requirements. These can be obtained from the linker map file and from the object files generated during the default compilation: the alignment requirements of functions correspond to those of their corresponding code sections in the object files. Those section alignment requirements are explicitly encoded in the object files to allow correct linking. We extract them to include them in the opportunity log. During the replay, they are useful to predict the amount of padding that needs to be inserted before each function in the diversified binary, such that that amount of padding does not need to be included in the  $\Delta$ data.

### 4.4 $\Delta$ data

The uncompressed  $\Delta$ data our tools generate contain human-readable ASCII text. With more engineering, smaller patch sizes can likely be obtained, so the (compressed)  $\Delta$ data sizes we report in the next section only put an upper bound on what could be achieved with a more fine-tuned implementation. If authenticity, integrity and confidentiality are required for the  $\Delta$ data it can also be encrypted and signed. This obviously adds some extra data. For example, when we experimented with GPG (GNU Privacy Guard, <https://www.gnupg.org/>) to encrypt with AES256 and sign using the SHA-1 hash and RSA, we observed that the  $\Delta$ data grows with 354–356 bytes (depending on the needed padding).

## 5 EXPERIMENTAL EVALUATION

### 5.1 Benchmarks and Correctness

For evaluating our approach and the correctness of our implementation, we use the C and C++ programs from the SPEC2006 benchmark suite. We evaluated the approach on dynamically linked binaries, all of which also include

the BreakPad client next to the actual code. The dynamically linked, position-dependent binaries were compiled at optimization levels `-O1`, `-O2`, `-Os`, and `-O3`. For all four levels, we evaluated two versions: with and without the `-fomit-frame-pointer` option. So in total, we evaluated the benchmarks on eight compilation flag combinations.

For each of those eight combinations, we diversified the benchmarks using 30 tuples of three random seeds, one for each diversification scheme we implemented. All diversified versions compiled and executed correctly with our patches and three-step diversification. Hence our diversification implementation can be considered validated.

To validate the correctness of  $\Delta$ Breakpad’s crash reporting, we checked and confirm that the diversified symbol files generated with our server-side replicator on the basis of undiversified symbol files, the opportunity log, and  $\Delta$ data are equivalent to symbol files obtained directly with the symbol dumper from the debug info in the diversified binaries. We also checked and confirm that correct source-level crash reports are generated based on the diversified symbol files and mini dumps that we produced by inducing crashes at randomly selected program locations in the diversified binaries.

## 5.2 Overhead

We evaluated the overheads introduced by the diversification and the  $\Delta$ Breakpad tools with the two  $\Delta$ -minimization techniques from Section 3.4 enabled. For benchmarks compiled with `-O2 -fomit-frame-pointer`, Table 1 contains the maximum and average sizes of the  $\Delta$ data for our three techniques in isolation (A–C) and for all three combined (D). The listed  $\Delta$ data sizes are the sizes of the bziped data, or simply the size of the random seeds if there was no other  $\Delta$ data to be compressed. As the  $\Delta$ data sizes vary from one diversified version to another, we list their average size as well as the maximal sizes we observed during our experiments. These sizes are indicated with “(avg)” and “(max)” resp. The numbers (E) given for the opportunity logs for three techniques combined are also compressed using bzip2, as these files are quite large but very compressible. Also given are the sizes of the default (F) as well as the diversified symbol files (G), and the sizes of the corresponding stripped binaries (H and J). For the default binaries, we also report the average stack depth (I) observed over their execution on SPEC training inputs. This size corresponds to the amount of stack data that needs to be sent to a crash server in a minidump. As for the execution times, the table lists the time needed to compile and link the default binary (K); to generate the  $\Delta$ data (L); to create a stack trace for a crash in the main function of the default binary, which requires no stack unwinding (M); and to produce the diversified symbol file on the crash server once  $\Delta$ data is delivered with a minidump (N). The timing data was gathered using the Python *timeit* module on a machine with 16 GB of main memory and an Intel i7-4790 CPU. To put the absolute numbers in the table in perspective, four columns contain relative numbers on the right and aggregated numbers at the bottom of the table. The formulas to compute the relative numbers are detailed in the header rows.

We did not include execution times for generating the actual diversification, because the extra computation time needed to perform the diversification is negligible compared to the default compilation and linking times.

From the results in Table 1, we can draw several conclusions. First, the size of the  $\Delta$ data is small. Even for the three techniques combined the extra  $\Delta$ data to be stored in the binaries is roughly three orders of magnitude smaller than the binary size for each benchmark. Compared to the average stack size, which is a good indication of the average size of minidumps to be send to a server, the  $\Delta$ data can range from negligible for the `sjeng` benchmark to relatively large, such as for `perlbench` benchmark. Thus, the need to send  $\Delta$ data can significantly increase the amount of data to be send to the crash server, up to a factor 3 for `perlbench`. However, the increase is relatively high only for programs with shallow stacks. The absolute increase is, in each case still limited to less than seven kilobytes.

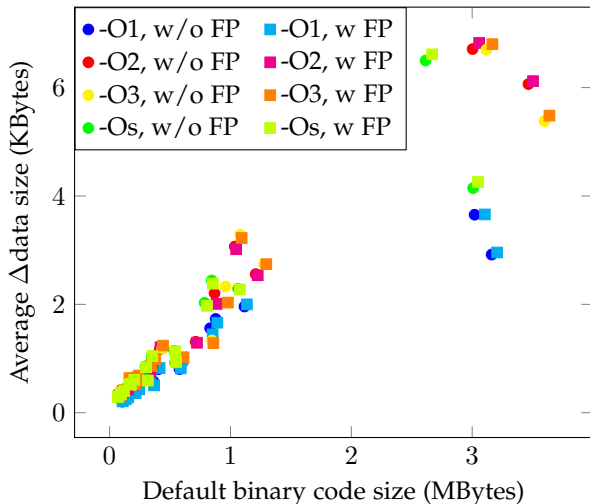
Secondly, the symbol files barely increase as a result of diversification, and the opportunity logs are about an order of magnitude smaller than the symbol files. We can thus conclude that on the client as well as on the server, only a relatively small price is paid in terms of storage for allowing diversified symbol files to be recreated.

Thirdly, the computation times required to produce the  $\Delta$ data on the build system and to produce the diversified symbol files on the crash collector server are significant. An important remark needs to be made, however. Both the generation of the  $\Delta$ data on the build system and the reconstruction of the diversified symbol file on the crash collector are currently implemented in Python. Most of the execution time is spent in reading and parsing the default symbol file, and in allocating the internal data structures that represent it. These steps can be optimized significantly, by preprocessing the default symbol file such that it can be mapped into memory with one file open operation, by re-implementing the scripts in a performance-oriented programming language, and by redesigning the internal data structures for performance instead of research flexibility. The reported processing times are therefore only a large over-approximation of what more fine-tuned implementations will be able to achieve. We are hence confident that the computational overhead on both the build system and the crash collector server can be reduced to acceptable levels. With a reduction with one order of magnitude, which certainly seems within reach, the overhead on the crash server could be reduced to approximately a doubling of the computation time needed to produce a crash report.

Fourthly, the observations for C++ programs are in line with those for C programs.

Fifthly, from the individual results in columns A–C, we can make several interesting observations. Stack padding requires significant but relatively little  $\Delta$ data. This results from the fact that with the default stack padding discussed in Section 3.4.1, relatively few changes to additional code regions result from stack offset changes. For almost all benchmarks, function shuffling only requires 4 bytes of  $\Delta$ data, which are needed to store the key used for the diversification. For one benchmark, `sphinx3`, more  $\Delta$ data is needed. This results from a small number of system functions being linked in from pre-compiled `crt*.o` files,

benchmark	file size (bytes)														execution time (seconds)												
	stack padding (A)		function shuffling (B)		NOP insertion (C)		three diversifications combined							build system		crash server											
	$\Delta$ data		$\Delta$ data		$\Delta$ data		(D) $\Delta$ data		(E) opportunity log	(F) default symbol file	(G) diversified symbol file (avg)	(H) stripped default binary	(I) average stack depth default binary	(J) stripped diversified (avg)	(K) default compiling & linking	(L) generating $\Delta$ data (avg)	(M) default stack trace creation	(N) replicating symbol file (avg)									
	(avg)	(max)	(avg)	(max)	(avg)	(max)	(avg)	(D/J)	(D/I)	(max)	(E/E)	(file)	(file)	(binary)	(default binary)	(avg)	(K)	(L/K)	(M)	(N/M)							
perlbench (C)	66	115	4	4	2511	2917	2558	0.2%	206%	2958	106835	6%	1703748	1726441	1126652	1240	1321909	18.20	1.57	9%	0.054	0.880	16.3				
bzip2 (C)	41	122	4	4	401	513	419	0.2%	4%	553	26117	11%	234529	237271	152336	9600	177381	2.00	0.28	14%	0.009	0.150	16.7				
gcc (C)	260	537	4	4	5795	6161	6065	0.2%	177%	6561	248239	5%	5231787	5285175	3246200	3423	3779744	50.65	4.55	9%	0.272	2.470	9.1				
mcf (C)	35	88	4	4	303	415	317	0.3%	48%	404	23671	16%	149260	151054	87816	659	103885	0.64	0.17	27%	0.006	0.110	18.3				
milc (C)	35	77	4	4	495	582	512	0.2%	54%	614	38151	12%	328275	330600	190760	950	219996	2.81	0.29	10%	0.012	0.190	15.8				
namd (C++)	103	149	4	4	709	793	781	0.2%	23%	887	30232	6%	502722	506452	304944	3402	363119	6.08	0.51	8%	0.018	0.280	15.6				
gobmk (C)	385	479	4	4	1829	1998	2205	0.1%	7%	2472	98676	7%	1406349	1414044	3299016	32764	3444768	12.59	1.11	9%	0.043	0.720	16.7				
soplex (C++)	77	122	4	4	1140	1322	1169	0.2%	32%	1350	78129	9%	846066	849410	399260	3668	470111	15.79	0.64	4%	0.026	0.420	16.2				
povray (C++)	229	301	4	4	2890	3212	3067	0.3%	65%	3381	121315	6%	1999433	2007128	989480	4698	1157394	18.84	1.86	10%	0.062	0.920	14.8				
hmmcr (C)	69	97	4	4	906	1083	933	0.2%	66%	1099	48633	8%	609889	613010	336688	1418	395016	5.72	0.53	9%	0.021	0.330	15.7				
sjeng (C)	73	182	4	4	569	722	610	0.2%	0%	795	33107	10%	328271	331189	215952	272457	249381	2.14	0.31	14%	0.012	0.190	15.8				
libquantum (C)	35	76	4	4	352	454	366	0.3%	48%	473	26819	15%	180141	182364	112432	763	129642	0.87	0.18	21%	0.007	0.120	17.1				
h264ref (C)	86	134	4	4	1230	1433	1310	0.2%	53%	1496	60248	5%	1208518	1214016	698916	2493	818377	10.45	1.39	13%	0.039	0.600	15.4				
lbm (C)	35	74	4	4	287	377	301	0.3%	59%	391	22394	15%	149414	151062	87824	508	101282	0.38	0.16	42%	0.007	0.110	15.7				
omnetpp (C++)	45	95	4	4	989	1121	1017	0.1%	117%	1146	122314	13%	925085	931298	685604	872	784839	17.12	0.84	5%	0.027	0.500	18.5				
astar (C++)	41	87	4	4	380	471	395	0.3%	8%	494	26128	13%	207289	209005	112468	5183	130663	1.02	0.20	20%	0.008	0.130	16.3				
sphinx3 (C)	78	108	41	59	594	722	628	0.2%	1%	795	38789	10%	382806	385562	236656	122182	274199	3.40	0.33	10%	0.013	0.220	16.9				
xalan (C++)	129	176	4	4	6510	6857	6711	0.2%	65%	7061	867475	11%	8122463	8164429	3898260	10283	4396542	120.89	4.69	4%	0.334	3.070	9.2				
							AVG: 0.2%	57%								AVG: 10%								AVG: 13%			AVG: 15.6
							MIN: 0.1%	0%								MIN: 5%								MIN: 4%			MIN: 9.1
							MAX: 0.3%	206%								MAX: 16%								MAX: 42%			MAX: 18.5
							client size & communication overhead				crash server space overhead				compile time overhead				crash server time overhead								

TABLE 1: Data sizes and execution times for  $\Delta$ Breakpad use for benchmarks compiled at  $-O2$  without FP.Fig. 6: Correlation binary code size and  $\Delta$ data size.

that do not feature separate sections for each function. As a result, the alignment requirements of the functions are not replayed correctly, and patching is needed instead. Finally, the NOP insertion is responsible for the vast bulk of the  $\Delta$ data. This is the case because NOP insertion affected the location of literal address pools in ways that the simple server-side replay cannot predict accurately.

Figure 6 charts the main result, i.e., the  $\Delta$ data size, in function of the default binary code size for different compiler optimization levels (always with the  $\Delta$ -minimization techniques enabled). The correlation between the two attributes of code size and  $\Delta$ data sizes is clear, and it is also clear that the results are quite similar for the different optimization levels, with or without FP.

Finally, Figure 7 visualizes the effect on average  $\Delta$ data sizes for each benchmark compiled with  $-O2$ —similar results are obtained at other optimization levels—of omitting FPs where possible, and of deploying the  $\Delta$ -minimization technique discussed in Section 3.4.2. We did not include the effect of default padding (Section 3.4.1) because that does not involve any trade-off, as it does not effect the diversified binaries themselves. The blue, left bars indicate the effect on  $\Delta$ data size of omitting the FP in functions where that is possible. On some benchmarks, this reduced the size; on others it increases the size. On average, the effect is negligible. The right, orange bars indicate the effect on  $\Delta$ data size of enabling LLVM’s SP/FP optimization when code with FP is generated for all functions. On average, enabling that optimization leads to 5% larger  $\Delta$ data, without outliers up to 18%. We conclude that disabling the SP/FP optimization is a useful form of  $\Delta$ -minimization for scenarios in which, for whatever reason, developers insist on letting their compilers generate code with FPs.

Because the whole  $\Delta$ data of a diversified benchmark version is more or less equal to a concatenation of  $\Delta$ data chunks of the benchmark’s functions, and because the effects of omitting the FP and of disabling the SP/FP optimization are also local to functions, the absolute effect of those compilation options on a benchmark’s total  $\Delta$ data size is also mostly a sum of their effects on a large amount of individual functions. If we assume that the large set of functions in our benchmark suite is partitioned randomly into the sets of functions of the individual benchmarks, we expect the results shown in Figure 7 to look more like Gaussian distributions than like uniform ones. And that is what we see. We conclude that if one’s goal is to minimize the  $\Delta$ data size even further than what we did, the compiler options should not be enabled or disabled

per benchmark. Instead a choice should be made for each individual function. With machine learning, or maybe even simple human analysis and engineering, we conjecture that it will be relatively straightforward to adapt a compiler for this goal. Still, it would be much more intrusive than the small patch we now deployed to let LLVM inject the randomized stack padding, the NOP insertion, and the  $\Delta$ -minimization. So a trade-off needs to be made. Given the already small sizes of the  $\Delta$ data with our implementation, we considered it not interesting to investigate this any further as of yet.

## 6 DISCUSSION

### 6.1 Alternative Designs

In an alternative design option of our approach, one could embed a unique ID in each diversified binary version, store all  $\Delta$ data of all program versions persistently on the crash server instead of in the diversified binaries on the user systems, and include IDs in delivered crash reports to let the crash server look-up the corresponding  $\Delta$ data. The IDs could then also serve as decryption and signature keys, such that the data on the crash server remains confidential until it is truly needed to build a crash report.

Despite the small sizes of the required  $\Delta$ data, one problem of such a design might be the required storage for all that  $\Delta$ data. In our design with the  $\Delta$ data stored in the binary on the user system, the storage space occupied by old  $\Delta$ data is automatically freed as soon as an old binary is discarded by the user, such as when an application is uninstalled or replaced by an updated version. No third party needs to be informed when such actions take place.

If the  $\Delta$ data is stored on a server instead, the server either needs to hold on to multiple past and present versions of all  $\Delta$ data, or it needs to be informed about the discarding of old binaries by users. In the former case, more storage space is needed. The latter case, depending on the application and usage context, involves the collection and communication of privacy-sensitive and security-sensitive information. Whether either of those options is feasible, is an open question.

In any case, a substantial amount of additional storage would be needed on the crash server. If a crash report service runs on a (small) farm of servers or in the cloud, it is also an open question as to what the cost might be of coupling all servers in the service to the necessary storage at sufficient throughputs and latencies. Whether or not existing storage-computation solutions might still suffice is unclear; answering this question is out of this paper's scope.

In our design, where each contacted crash server receives the minidump and the  $\Delta$ data over the Internet, only "centralized" access to the default symbol files and opportunity logs is needed. Our experiments indicated that accessing the opportunity logs on top of the symbol files (that a standard Breakpad setup needs to access anyway) on average requires only 10% more data to be accessed from the "centralized" storage. A 10% increase definitely is an extra cost, but it is not likely to void the feasibility of existing storage-computation solutions.

### 6.2 General Applicability

The top level of our  $\Delta$ Breakpad implementation is architecture-independent and compiler-independent. Lower-level components are designed to cooperate with standard Linux binutils tools such as `objdump`. On top of that the design of the  $\Delta$ Breakpad symbol differ, the  $\Delta$ Breakpad replicator, and the  $\Delta$ data format are architecture-independent and compiler-independent.

The implementation of the replicator and the opportunity log format are clearly architecture-dependent, however, and have been tuned specifically for the diversification schemes we deploy. Those schemes were also specifically chosen for the ease with which their effects could be replicated, resulting in small patches. In principle we can create patches for any diversification scheme, but there are some trade-offs. Unless replication is at least somewhat correct, patches will grow to a size where it would be preferable to simply replace them by the entire diversified symbol file. In other words, our approach then offers no benefit. Likewise, if the replication becomes too complex or time-consuming for a certain diversification scheme, the  $\Delta$ Breakpad approach loses its appeal.

Consider, for example, the many diversification schemes discussed in the systematization of knowledge paper by Larsen et al. [5], which we mark in italics below. We implemented forms of three of these schemes: stack padding, which is a form of *Stack Layout Randomization*; function shuffling, which is referred to as *Function Reordering*; and NOP insertion, which is a form of *Garbage Code Insertion*. We conjecture that inserting other forms of garbage code will not result in larger  $\Delta$ data as long as a similar amount of code is inserted. We furthermore conjecture that other forms can be supported with smaller  $\Delta$ data, because only NOPs (having no side-effects) can be inserted anywhere in code. Other instructions that have side-effects when executed, can only be inserted where they cannot be reached, which is definitely in fewer places. As for stack layout randomization, more heavy-weight schemes (such as those in which the locations of local variables and spilled data in a stack frame are permuted) will likely require larger  $\Delta$ data, because in such schemes the offsets to the SP change. This is not, or at least rarely, the case in our scheme.

Other existing schemes would result in no changes to the debug information at all, and thus do not require any replication or patching. This will, e.g., be the case for some forms of *Register Allocation Randomization* if the randomization is limited to code-quality-maintaining randomization, i.e., if no allocations are chosen that lead to longer code schedules. *Instruction Reordering* and *Basic Block Reordering* have mostly local effects and we conjecture that with enough detail in the opportunity logs, which would hence become longer, these can be replicated sufficiently well. Schemes that have a larger impact on the control flow graph — such as *Inlining* and *Control Flow Flattening* — would require significantly more detailed opportunity logs and replication of compiler internals, and therefore most likely do not fit our approach.

Our current  $\Delta$ Breakpad diversification schemes are applied at the compilation and linking stages of the SDLC. Schemes applied during later stages form no conceptual problem. When the diversification happens after the binary

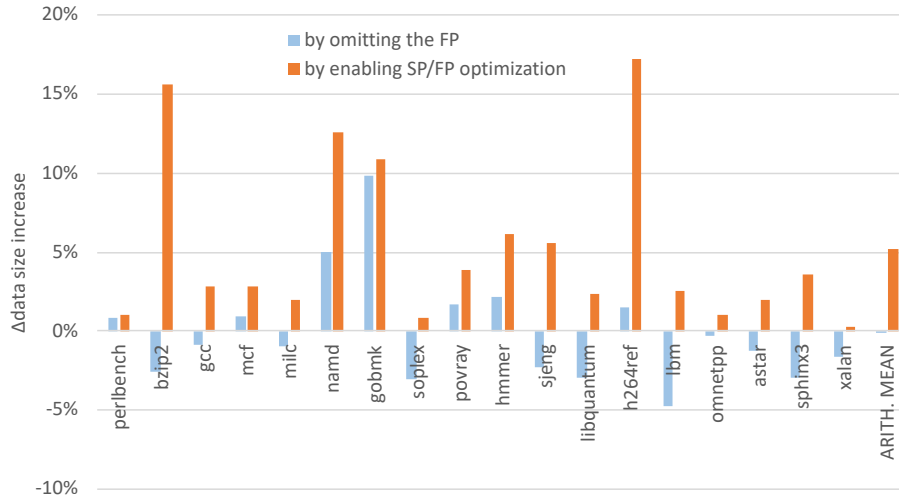


Fig. 7: Impact on  $\Delta$ data sizes from omitting the FP and from disabling the FP/SP optimization (on benchmarks compiled with FP) in LLVM (Section 3.4.2) for benchmarks compiled at `-O2`.

has been delivered to the user —as happens with diversification at installation time, load time, or even at run time— replication of the diversification has to be perfect, or a patch has to be created on the user’s system (using  $\Delta$ Breakpad and the default symbol file). In either case, the binary delivered to the user has to be accompanied by an opportunity log to allow for diversification to happen. The diversification by nature can be replayed without requiring the full build environment, as long as all sources of randomness used in the diversification process on the user’s system are made a part of the  $\Delta$ data.

We conjecture that in such cases small opportunity logs and  $\Delta$ data will suffice. This conjecture is supported by the fact that currently proposed forms of diversification applied late in the SDLC are relatively simple and free of (more global) side effects as the ones we observed in, e.g., LLVM. The reason is of course that they need to be deployed very quickly to avoid downgrading the user experience, and hence without heavy-weight compiler technology that can rewrite code to compensate for side effects.

Finally, we see no reason why our approach would be limited to specific compilation tool flows. In fact, before we implemented NOP insertion in LLVM, we already had an implementation in the post-link-time binary-rewriter Diablo [13]. So the three schemes were implemented in three separate tools: the compiler, the linker, and a binary rewriter. While constructing its intermediate representation of the binary code, Diablo converts literal address pool entries into instructions. After implementing the NOP insertion, Diablo then recreates literal address pools. Whereas LLVM creates the pools per function, Diablo recreates them more globally, in effect combining pools from multiple functions into single pools. As a result, much fewer such pools end up in binaries rewritten (and diversified) by Diablo. The number of replay desynchronizations therefore was also much smaller in those Diablo-diversified binaries. As a result, the required  $\Delta$ data for NOP insertion was on average 2/3 smaller. For some benchmarks, it was even 90% smaller. We eventually decided to switch to LLVM, however, because LLVM is a mature, widely used tool, which makes the contributions in

this paper readily available to everyone. This required us to adapt the generation of the opportunity log generation and the replication only slightly.

The source code of  $\Delta$ Breakpad and all scripts to reproduce the results presented in this paper are available at <https://github.com/csl-ugent/delta-breakpad>.

## 7 RELATED WORK

In the past, both spatial and temporal software diversity has been proposed as a solution to a wide range of problems: Instruction set randomization can prevent, or at least delay, reverse-engineering and tampering [14]. Multi-variant execution can be used to detect malware intrusions [15]. Limited, rather coarse-grained forms of run-time randomization, such as address space layout randomization (ASLR), are widely used and significantly raise the bar for memory corruption attacks [16]. In the academic literature, more fine-grained forms of diversification have been proposed to raise the bar even further [9], [17], including for code dynamically generated with JIT compilers [18]. Dynamic temporal diversity has been proposed to mitigate timing side channel attacks [19]. Advanced software fingerprinting schemes can help in identifying the source of illegitimate software copies [20]. Diversification can prevent collusion attacks to identify software vulnerabilities based on patches [21]. Some software vendors diversify the code of their applications when major new versions are released, to hide the location of the new, valuable functionality in the new versions. Obfuscation tools and other software protection tools inherently rely on diversification to minimize the learning capabilities of attackers and to achieve stealthiness [22]. Microsoft diversifies the Windows system call numbering over time to prevent (malicious and benign) software targeting APIs they do not want to keep backwards compatible [23].

With the exception of the latter form of diversification, the other forms can only provide strong protection if code is diversified, i.e., if the diversification is not limited to changes in the embedded data.

## 8 CONCLUSIONS AND FUTURE WORK

In this paper we presented the  $\Delta$ Breakpad approach to enable crash reporting on diversified software. We validated this approach for applications on which multiple fine-grained layout/offset diversifications are deployed. The tool and diversification techniques require only minimal adaptations to the build tool chain, and only a small price in storage space and communication bandwidth is paid to support the approach.

Further improvements to our approach can be made with respect to the employed diversification schemes. Currently these are rather simple, and it is worthwhile to investigate whether more complex techniques, such as techniques that can be deployed at install time or at load time, or even at run time, or techniques that can stop non-control data exploits, can be supported and whether that will result in a larger overhead in terms of  $\Delta$ data.

## REFERENCES

- [1] S. Forrest, A. Somayaji, and D. Ackley, "Building diverse computer systems," in *Proc. of the 6th Workshop on Hot Topics in Operating Systems (HotOS-VI)*. IEEE Computer Society, 1997, pp. 67–72.
- [2] F. B. Cohen, "Operating system protection through program evolution," *Computers & Security*, 1993.
- [3] B. Baudry and M. Monperrus, "The multiple facets of software diversity: Recent developments in year 2000 and beyond," *ACM Comput. Surv.*, vol. 48, no. 1, pp. 16:1–16:26, Sept. 2015.
- [4] P. Larsen, A. Homescu, S. Brunthaler, and M. Franz, "SoK: Automated software diversity," in *Proc. of the 2014 IEEE Symposium on Security and Privacy*. IEEE Computer Society, 2014, pp. 276–291.
- [5] P. Larsen, S. Brunthaler, and M. Franz, "Automatic software diversity," *Security Privacy, IEEE*, vol. 13, no. 2, pp. 30–37, Mar 2015.
- [6] *MovieLabs Specification for Enhanced Content Protection – Version 1.0*, Motion Picture Laboratories, Inc., 2013.
- [7] L. Szekeres, M. Payer, T. Wei, and D. Song, "SoK: Eternal war in memory," in *Proc. of the 2013 IEEE Symposium on Security and Privacy*. IEEE Computer Society, 2013, pp. 48–62.
- [8] P. Larsen, S. Brunthaler, and M. Franz, "Error report normalization," Apr. 7 2016, WO Patent App. PCT/US2015/053,574.
- [9] C. Kil, J. Jun, C. Bookholt, J. Xu, and P. Ning, "Address space layout permutation (ASLP): Towards fine-grained randomization of commodity software," in *Proc. of the 22nd Annual Computer Security Applications Conference*, 2006, pp. 339–348.
- [10] A. Homescu, S. Neisius, P. Larsen, S. Brunthaler, and M. Franz, "Profile-guided automated software diversity," in *Proc. of the 2013 IEEE/ACM International Symposium on Code Generation and Optimization (CGO)*. IEEE Computer Society, 2013, pp. 1–11.
- [11] S. S. Muchnick, *Advanced compiler design implementation*. Morgan Kaufmann, 1997.
- [12] T. Mytkowicz, A. Diwan, M. Hauswirth, and P. F. Sweeney, "Producing wrong data without doing anything obviously wrong!" in *Proc/ 14th Int'l Conf on Architectural Support for Programming Languages and Operating Systems*, 2009, pp. 265–276.
- [13] L. Van Put, D. Chanet, B. De Bus, B. De Sutter, and K. De Bosschere, "DIABLO: a reliable, retargetable and extensible link-time rewriting framework," in *International Symposium on Signal Processing and Information Technology*, 2005, pp. 7–12.
- [14] D. Williams, W. Hu, J. W. Davidson, J. D. Hiser, J. C. Knight, and A. Nguyen-Tuong, "Security through diversity: Leveraging virtual machine technology," *IEEE Security and Privacy*, vol. 7, no. 1, pp. 26–33, Jan. 2009.
- [15] S. Volckaert, B. Coppens, and B. De Sutter, "Cloning your gadgets: Complete ROP attack immunity with multi-variant execution," *IEEE Trans. on Dependable and Secure Computing*, vol. 13, no. 4, pp. 437–450, 2016.
- [16] PaX Team, "Address space layout randomization," <http://pax.grsecurity.net/docs/aslr.txt>, 2004.
- [17] C. Giuffrida, A. Kuijsten, and A. S. Tanenbaum, "Enhanced operating system security through efficient and fine-grained address space randomization," in *Proc. of the 21st USENIX Conference on Security Symposium*. USENIX Association, 2012, pp. 475–490.

- [18] A. Homescu, S. Brunthaler, P. Larsen, and M. Franz, "Librando: transparent code randomization for just-in-time compilers," in *Proc. of the 2013 ACM SIGSAC conference on Computer & communications security*. ACM, 2013, pp. 993–1004.
- [19] S. Crane, A. Homescu, S. Brunthaler, P. Larsen, and M. Franz, "Thwarting cache side-channel attacks through dynamic software diversity," in *Proc. of the Network and Distributed System Security Symposium*, Feb 2015.
- [20] C. S. Collberg, C. Thomborson, and G. M. Townsend, "Dynamic graph-based software fingerprinting," *ACM Trans. Program. Lang. Syst.*, vol. 29, no. 6, Oct. 2007.
- [21] B. Coppens, B. De Sutter, and K. De Bosschere, "Protecting your software updates," *Security Privacy, IEEE*, vol. 11, no. 2, pp. 47–54, March 2013.
- [22] C. Collberg and J. Nagra, *Surreptitious Software: Obfuscation, Watermarking, and Tamperproofing for Software Protection*, 1st ed. Addison-Wesley Professional, 2009.
- [23] M. Jurczyk, "Windows X86 system call table (NT/2000/XP/2003/Vista/2008/7/8)," [Online] Available: <http://j00ru.vexillum.org/ntapi/>.

## APPENDIX

### QUANTITATIVE ANALYSIS FOR $\Delta$ -MINIMIZATION

Histograms (a) and (b) in Figure 8 quantify the effect of adding (default) padding to functions on their code size. These histograms show how the function code sizes change as a result of adding 32 different amounts of padding (8, 16, ..., 256) to each function in our benchmark suite compiled with `-O2 -fomit-frame-pointer` for part (a) and with `-O2` for part (b) —the histograms look similar with other options. The blue and gray histograms show the changes when the default binary does not include 8 bytes of padding, the orange and purple histograms show the changes when the default binary does include 8 bytes of padding.

Notice that many size increases and size reductions are obtained exactly 32 or 64 times in the blue and gray histograms. This follows from the fact that the same increase or reduction in size was observed for all of the 32 diversified versions of a specific function compared to its default version without any padding. In the orange and purple histograms, that situation does not occur. Clearly, the changes on average become much smaller with the default padding. The average (absolute values of the) changes are 6.03 (respectively, 5.90) bytes/function without default padding, and only 0.036 (respectively, 0.013) bytes/function with default padding. Also, the orange and purple histograms peak at zero, whereas the blue and gray ones peak at 8. So with the default padding, there are many more functions for which diversified stack padding has no effect at all on code size. Clearly, the default padding of 8 bytes is advantageous for  $\Delta$  minimization.

These numbers also indicate that the function size deltas between default and diversified files are smaller on average for code compiled with FPs than for code compiled without FPs. The difference is almost completely due to function versions where the non-zero delta when compiled with FP grows bigger (i.e., more positive or more negative) in code compiled without FP. The number of function versions with zero delta compared to the default 8 byte padding version remains almost constant with or without FP: Over 99.94% of the 892K function versions (out of 895k total) that do not grow or shrink in our experiments as a result of stack padding when compiled with FP, still do not grow or shrink when compiled without FP.



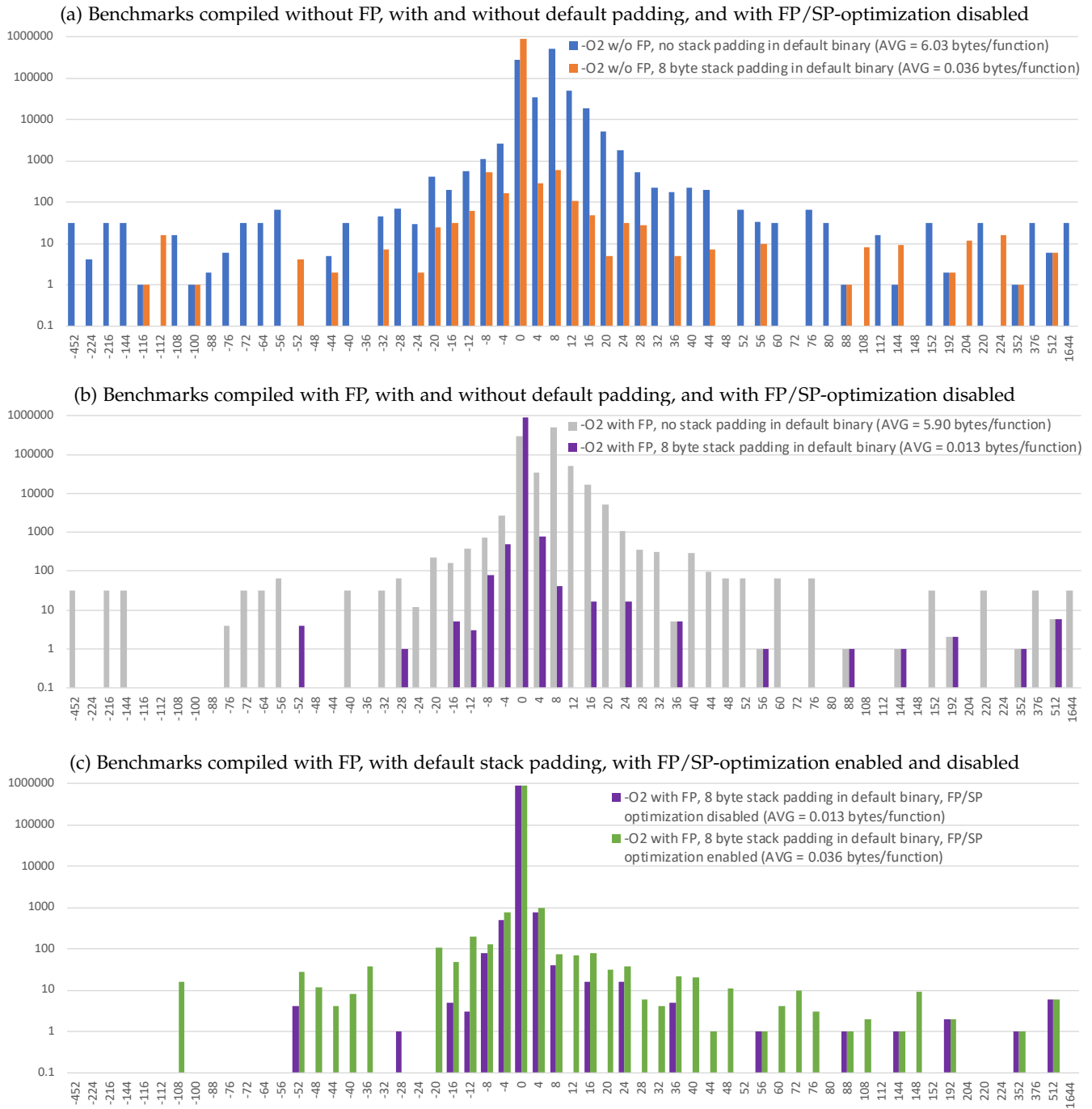


Fig. 8: Histograms of the variation in function size. The Y-axes start at 0.1 to visualize the difference between 0 and 1. The presented average numbers are averages of absolute values of positive and negative variations.

Histogram (c) in Figure 8 visualizes the effect on function code size of disabling the SP/FP relative stack access optimization. On average, the difference in size drops from 0.036 bytes/function to 0.013 bytes/function.