

EFFICIENTLY CONSTRUCTING TANGENT CIRCLES

ARTHUR BARAGAR AND ALEX KONTOROVICH

1. INTRODUCTION

The famous Problem of Apollonius is to construct a circle tangent to three given ones in a plane. The three circles may also be limits of circles, that is, points or lines, and “construct” of course refers to straightedge and compass. In this note, we consider the problem of constructing tangent circles from the point of view of *efficiency*. By this we mean using as few *moves* as possible, where a move is the act of drawing a line or circle. (Points are free as they do not harm the straightedge or compass, and all lines are considered endless, so there is no cost to “extending” a line segment.) Our goal is to present, in what we believe is the most efficient way possible, a construction of four mutually tangent circles. (Five circles of course cannot be mutually tangent in the plane, for their tangency graph, the complete graph K_5 , is non-planar.) We first present our construction before giving some remarks comparing it to others we found in the literature.

2. BABY CASES: ONE AND TWO CIRCLES

Constructing one circle obviously costs one move: let A and Z be any distinct points in the plane and draw the circle O_A with center A and passing through Z . Given O_A , constructing a second circle tangent to it costs two more moves: draw a line through AZ , and put an arbitrary point B on this line (say, outside O_A). Now draw the circle O_B with center B and passing through Z ; then O_A and O_B are obviously tangent at Z , see [Figure 1](#). It should be clear that one cannot do better than two moves, for otherwise one could draw the circle O_B immediately; but this requires knowledge of a point on O_B .

3. WARMUP: THREE CIRCLES

Given [Figure 1](#), that is, the two circles O_A and O_B , tangent at Z , and the line AB , how many moves does it take to construct a third circle tangent to both O_A and O_B ? We encourage readers at this point to stop and try this problem themselves.

Date: May 1, 2017.

2010 *Mathematics Subject Classification.* 51N20, 01A20.

Key words and phrases. Apollonius, Apollonian theorem, tangent circles, Euclidean constructions.

Kontorovich is partially supported by an NSF CAREER grant DMS-1455705, an NSF FRG grant DMS-1463940, and a BSF grant.

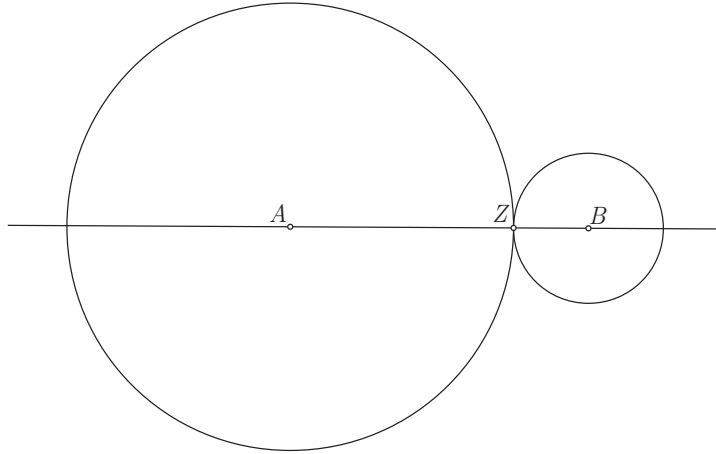


FIGURE 1. Two tangent circles.

Proposition 3.1. *Given Figure 1, a circle tangent to both O_A and O_B is constructible in at most five moves.*

We first give the construction, then the proof that it works.

The Construction. Draw an arbitrary circle O_Z centered at Z (this is move 1), and let it intersect AB at F and G , say, with A and F on the same side of Z . Next draw the circle centered at A and passing through G (move 2), and the circle centered at B through F (move 3); see Figure 2. Let these two circles intersect at C . Construct the line AC (move 4) and let it intersect O_A at Y . Finally, draw the circle O_C centered at C and passing through Y (move 5); then O_C is tangent to O_B at X , say.

The Proof. It is elementary to verify that the above construction works, and that the radius of O_C is the same as that of O_Z . Note in fact that the locus of all centers C of circles O_C tangent to both O_A and O_B forms a hyperbola with foci A and B . Indeed, let the circles O_A , O_B , and O_C have radii a , b , and c , resp.; then $|AC| = a + c$ and $|BC| = b + c$, so $|AC| - |BC| = a - b$ is constant for any choice of c . \square

4. MAIN THEOREM: THE FOURTH CIRCLE

Finally we come to the main event, the fourth tangent circle, which we call the Apollonian circle.¹ We are given three mutually tangent circles, O_A , O_B and O_C , lines AB and AC , and the points of tangency X , Y , and Z ; that is, we are given the already constructed objects in Figure 2.

Theorem 4.1. *An Apollonian circle tangent to O_A , O_B and O_C in Figure 2 is constructible in at most seven moves.*

¹Many objects in the literature are named after Apollonius though he had nothing to do with them, such as the Apollonian gasket and the Apollonian group (see, e.g., [Kon13]). The fourth tangent circle really *is* due to him, though most authors refer to it as the ‘‘Soddy’’ circle.

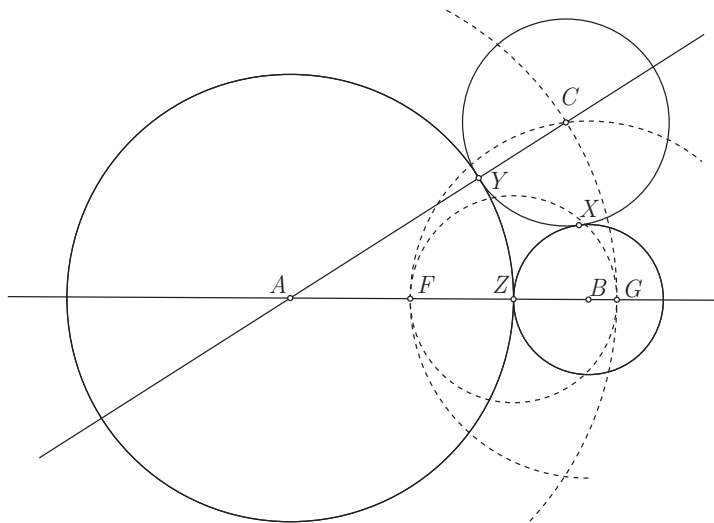


FIGURE 2. A third tangent circle. The solid lines/circles are the initial and final objects, while the dotted figures are the intermediate constructions. The point X lies on the line BC (not shown) and is the point of tangency between O_B and O_C .

The construction. Draw the line XZ (this is move 1) and let it intersect AC at B' . Draw the circle $O_{B'}$ centered at B' and passing through Y (move 2). It intersects O_B at Q and Q' ; see Figure 3. We repeat this procedure: draw the line XY , let it intersect AB at C' , draw the circle $O_{C'}$ with center C' and passing through Z , and let $O_{C'}$ intersect O_C at R and R' (with R on the same side as Q). This repetition used two more moves. Next we extend BQ and CR (now up to move 6) and let them meet at S . Finally, use the seventh move to draw the desired Apollonian circle O_S centered at S and passing through Q ; see Figure 4.

Remark 4.2. If a pair of lines, e.g., AC and XZ , are parallel (so B' is at infinity), then use the line BY in lieu of $O_{B'}$ (the former is the limit of the latter as $B' \rightarrow \infty$).

The Proof. There is a unique circle such that inversion through it fixes O_B and sends O_A to O_C ; we claim that $O_{B'}$ is this circle. Indeed, such an inversion must send X to Z , so its center must lie on XZ . Its center also lies on the line perpendicular to O_A and O_C , which is the line AC ; thus its center is $B' = XZ \cap AC$. Finally, the point Y is fixed by this inversion, giving the claim.

Next it is easy to see that the point of tangency of O_B and the Apollonian circle O_S must also lie on this inversion circle $O_{B'}$ (in which case this point must be Q as constructed). Indeed, since the inversion preserves the initial configuration of three circles, it must also fix O_S , and hence also its point of tangency with O_B .

Finally, since O_B and O_S are tangent at Q , their centers are collinear with Q ; that is, S lies on the line BQ . The rest is elementary. \square

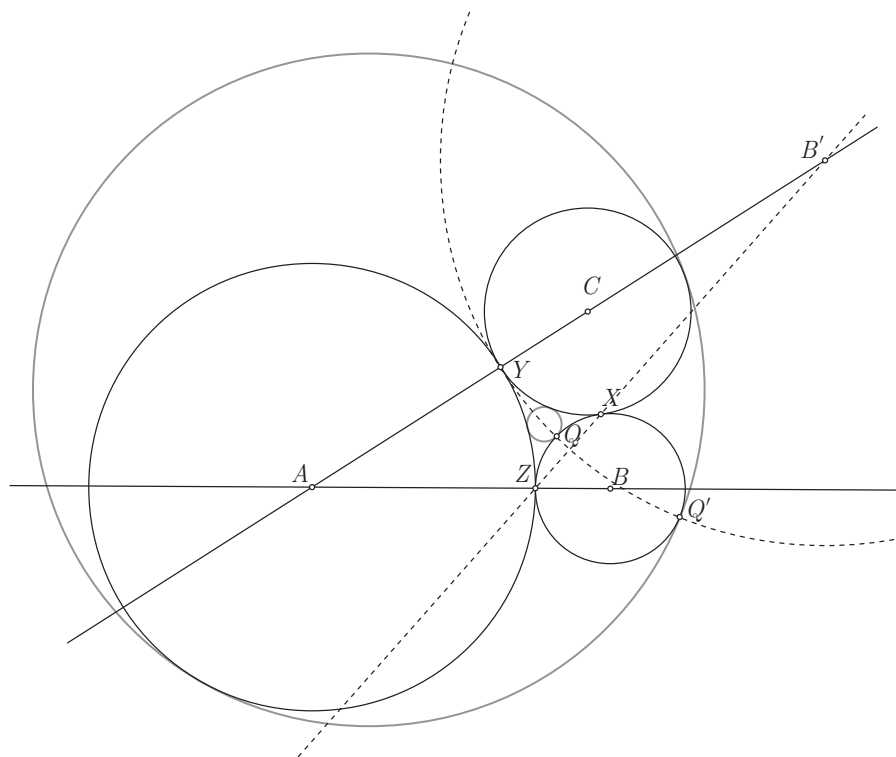


FIGURE 3. The circle $O_{B'}$ and points Q and Q' . The grey circles are the Apollonian circles O_S and $O_{S'}$ that we are in the process of constructing.

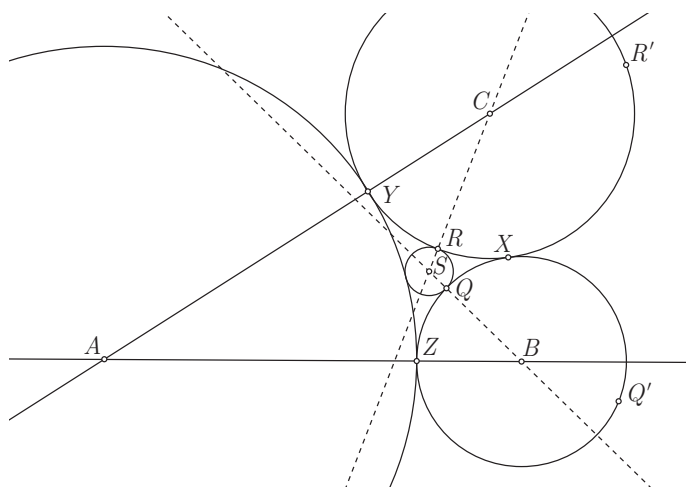


FIGURE 4. The construction of S and the Apollonian circle O_S .

Remark 4.3. The second solution $O_{S'}$ to the Apollonian problem can now be constructed in a further *three* moves. Indeed, the extra points of tangency Q' and R' are already on the page. Extend BQ' and CR' (two more moves); these intersect at S' , and drawing the circle $O_{S'}$ centered at S' and passing through Q' costs a third move.

Remark 4.4. Let $A' = BC \cap YZ$ be constructed similarly to B' and C' . Note that the triangles $\triangle ABC$ and $\triangle XYZ$ are perspective from the Gergonne point². By Desargue's theorem, they are therefore perspective from a line, which is $A'B'C'$, the so-called *Gergonne line*; see Oldknow [Old96], who seems to have been just shy of discovering the construction presented here.

5. OTHER CONSTRUCTIONS

Apollonius's own solution did not survive antiquity [Hea81] and we only know of its existence through a "mathscinet review" by Pappus half a millennium later; perhaps we have simply rediscovered his work. Viète's original solution through inversion (see, e.g., [Sar11]) is logically extremely elegant but takes countless elementary moves. There are many others but we highlight two in particular.

Gergonne. Gergonne's own solution to the *general* Apollonian problem (that is, when the given circles are not necessarily tangent) is perhaps closest to ours (but of course the problem he is solving is more complicated). He begins by constructing the radical circle O_I for the initial circles O_A , O_B , and O_C , and identifies the six points X , X' , Y , Y' , Z , and Z' , where it intersects the three original circles. Those points are taken in order around O_I , with Y' and Z on O_A , Z' and X on O_B , and X' and Y on O_C . In our configuration, the radical circle is the incircle of triangle ABC and $X = X'$, $Y = Y'$, and $Z = Z'$.

Every pair of circles can be thought of as being similar to each other via a dilation through a point. In general, there are two such dilations. This gives us six points of similarity, which lie on four lines, the four *lines of similitude*. Each line generates a pair of tangent circles. In our configuration, the point B' is the center of the dilation that sends O_A to O_C . Since O_A and O_C are tangent, there is only one dilation, so we get only one line of similitude, the Gergonne line.

The radical circle of O_B , O_I , and a pair of tangent circles is centered on the line of similitude, so is where XZ' intersects that line. In our configuration, that gives us B' . The radical circle is the one that intersects O_I perpendicularly, so in our configuration it goes through Y .

Eppstein. The previously simplest solution to our problem seems to have been that of Eppstein [Epp01b, Epp01a], which used eleven elementary moves to draw O_S . His construction finds the tangency point Q by first dropping the perpendicular to AC through B , and then connecting a second line from Y to one of the two points of

²See, e.g., Wikipedia for any (standard) terms not defined here and below.

intersection of this perpendicular with O_B . This second line intersects O_B at Q (or Q' , depending on the choice of intersection point). Note that constructing a perpendicular line is not an elementary operation, costing 3 moves. The second line *is* elementary, so Eppstein can construct Q in 4 moves, then R in 4 more, then two more lines BQ and CR to get the center S , and finally the circle O_S in a total of 11 moves. To construct the other solution, $O_{S'}$, using his method, it would cost another five moves (as opposed to our three; see [Remark 4.3](#)), since one needs to draw two more lines to produce Q' and R' (whereas our construction gives these as a byproduct).

Challenge: Construct (a generic configuration of) four mutually tangent circles in the plane using fewer than 15 ($= 1 + 2 + 5 + 7$) moves. Or prove (as we suspect) that this is impossible!

REFERENCES

- [Epp01a] D. Eppstein. Tangencies: Apollonian circles, 2001. <https://www.ics.uci.edu/~eppstein/junkyard/tangencies/apollonian.html> .
5
- [Epp01b] David Eppstein. Tangent spheres and triangle centers. *Amer. Math. Monthly*, 108(1):63–66, 2001. 5
- [Hea81] Thomas Heath. *A history of Greek mathematics. Vol. I*. Dover Publications, Inc., New York, 1981. From Thales to Euclid, Corrected reprint of the 1921 original. 5
- [Kon13] Alex Kontorovich. From Apollonius to Zaremba: local-global phenomena in thin orbits. *Bull. Amer. Math. Soc. (N.S.)*, 50(2):187–228, 2013. 2
- [Old96] Adrian Oldknow. The Euler-Gergonne-Soddy triangle of a triangle. *Amer. Math. Monthly*, 103(4):319–329, 1996. 5
- [Sar11] Peter Sarnak. Integral Apollonian packings. *Amer. Math. Monthly*, 118(4):291–306, 2011. 5

E-mail address: `baragar@unlv.nevada.edu`

DEPARTMENT OF MATHEMATICAL SCIENCES, UNIVERSITY OF NEVADA LAS VEGAS, LAS VEGAS, NV 89154

E-mail address: `alex.kontorovich@rutgers.edu`

DEPARTMENT OF MATHEMATICS, RUTGERS UNIVERSITY, NEW BRUNSWICK, NJ 08854