

# Spectral Ergodicity in Deep Learning Architectures via Surrogate Random Matrices

Mehmet Süzen\*

*INM-6, Forschungszentrum Juelich and Department of Neurobiology,  
Ludwig-Maximilians-Universität München, Germany*

Cornelius Weber†

*Department of Informatics, Faculty of Mathematics and Natural Sciences, University of Hamburg, Germany*

Joan J. Cerdà‡

*Department of Physics, University of the Balearic Islands,  
Cra. de Valldemossa, km 7.5, 07122 Palma (Illes Balears), Spain*

(Dated: December 14, 2024)

Using random matrix ensembles, mimicking weight matrices from deep and recurrent neural networks, we investigate how increasing connectivity leads to higher accuracy in learning with a related measure on eigenvalue spectra. For this purpose, we quantify spectral ergodicity based on the Thirumalai-Mountain (TM) metric and Kullback-Leibler (KL) divergence. As a case study, different size circular random matrix ensembles, i.e., circular unitary ensemble (CUE), circular orthogonal ensemble (COE), and circular symplectic ensemble (CSE), are generated. Eigenvalue spectra are computed along with the approach to spectral ergodicity with increasing connectivity. As a result, it is argued that success of deep learning architectures attributed to spectral ergodicity conceptually, as this property prominently decreases with increasing connectivity in surrogate weight matrices.

Applications of random matrices appear in wide range of fields [1]. Characterising statistical properties of different random matrix ensembles plays a critical role in understanding the nature of physical models they represent. For example in neuroscience, neuronal dynamics can be encoded as a synaptic connectivity matrix in different network architectures [2–4] and as well as weight matrix of deep learning architectures [5, 6], possibly with dropout [7]. Similarly, transition matrices in stochastic materials simulations in discrete space [8, 9].

One of the widely studied statistical property of such matrices lies in spectral analysis. Eigenvalue spectrum entails information regarding both structure and dynamics. For example, spectral radius of weight matrices in recurrent neural networks influence the learning rate, i.e., training [10]. Ergodic properties are not much investigated in this context. While, spectral ergodicity is prominently used in characterizing quantum systems undergoes so called analogy to chaotic motion in the energy spectra, as there is no quantum trajectories in classical mechanics sense [11].

The concept of ergodicity appears in statistical mechanics as time averages of a physical dynamics is equal to its ensemble average [9, 12]. The definition is not uniform in the literature [9]. For example, Markov chain transition matrix is called ergodic, if all eigenvalues are below one, implying any state can be reachable from any other. Here, spectral ergodicity implies eigenvalue spectra averaged of ensemble of matrices and spectra obtained using a single matrix, a realisation from an ensemble, as it is or via an averaging procedure, i.e., spectral average generates the same spectra within statistical accuracy.

In the context of neural networks spectral ergodicity may have two implications. In considering ensemble of weight matrices in different layers for feed-forward architectures and the entire connectivity architecture for recurrent networks. Quantifying spectral ergodicity for these architectures would play an important role in understanding the peculiarities of training these networks and interpreting how they achieve high accuracy in learning tasks.

A *measure* of spectral ergodicity is defined as follows for a *finite ensemble*, inspired from Thirumalai-Mountain (TM) metric [13, 14], for  $M$  random matrices of size  $N \times N$ ,

$$\Omega^N(b_k) = \frac{1}{M \cdot N} \sum_{j=1}^M [\rho_j(b_k) - \bar{\rho}(b_k)]^2,$$

with spectral spacing of  $b_k$ , where  $k = 1, \dots, K$ , spectral density of  $\rho_j(b_k)$ , where  $j = 1, \dots, M$  and ensemble average spectral density  $\bar{\rho}(b_k)$ ,

$$\bar{\rho}(b_k) = \frac{1}{M} \sum_{j=1}^M \rho_j(b_k).$$

The essential idea of such a *measure* is to capture fluctuations between individual eigenvalue spectrum against the ensemble averaged one empirically. Note that spectral spacing  $b_k$  plays a role of *time* compare to original TM metric in the naive formulation. However, this has no meaning for spectral ergodicity as  $b_k$  only defines discretization for the eigenvalue density. An approach to ergodicity should be defined differently for spectral ergodicity, as a function of *matrix size* rather than along

time. This is inline with the asymptotic expectation that spectral and ensemble averages yield the same statistics [11]. Using Kullback-Leibler (KL) divergence,  $D_{KL}$  [15, 16], we define a distance metric between two  $\Omega$  distributions on consecutive ensemble sizes,  $N_k > N_{k-1}$ , since KL is not-symmetric, we sum KL in both directions to quantify approach to spectral ergodicity,

$$D_{se}(N_k) = D_{KL}(\Omega^{N_k} || \Omega^{N_{k-1}}) + D_{KL}(\Omega^{N_{k-1}} || \Omega^{N_k}).$$

An integration of  $D_{se}(N_k)$  would be that, how increasing connectivity size influence *approach to spectral ergodicity*. This would indirectly measure information content as well, due to connection of KL to mutual information, i.e., relative entropy.

Instead of working on specific architecture and learning algorithm, we use random matrices to mimic a generic ensemble of weight matrices in feed-forward architectures, i.e., deep learning [5, 6] and ensemble of connectivity matrix in recurrent networks [17]. Using random matrices brings a distinct advantage of generalising the results for any architecture using a simple toy system and being able to enforce certain restrictions on the spectral radius. For example applying a constraint on the spectral radius to unity, this simulates prevention of learning algorithm in getting into numerical problems in training the network [10]. Circular random matrix ensembles serves this purpose well, where their eigenvalues lies on the unit circle on the complex plane. A typical weight matrix for a layer,  $W$ , in deep learning architectures, feed-forward multi-layer neural networks, are not rectangular and has no self-recurrent connections. We took the assumption that eigenvalue spectrum of  $W^T W$  is directly comparable to behaviour of  $W$  in learning and effect of diagonal elements as recurrent connections are small for our purpose. While, an other interpretation of such random matrix ensembles appear in synaptic matrices for brain dynamics and memory [4].

Implementation of parallel code generating circular ensembles [18], using Mezzadri's approach [19, 20], is utilized. Using circular ensembles circumvent the need for spectral unfolding [11] too, namely eliminating varying mean eigenvalue density for semicircle law for Gaussian ensembles [11]. Random seeds are preserved for each chunk from an ensemble, so that the results are reproducible both in parallel and serial runs [18]. Three different circular ensembles are generated.

Circular ensembles can be generated as follows. Consider Hermitian matrix  $H \in \mathbb{C}^{N \times N}$ , in component form,

$$H_{ij} = \frac{1}{2}(a_{ij} + ib_{ij} + a_{ji} - ib_{ji}),$$

$1 \leq i, j \leq N$ ,  $\mathbb{G}$  i.i.d. Gaussian random numbers sampled from normal distribution, where  $a_{ij}, b_{ij}, a_{ji}, b_{ji} \in \mathbb{G}$ . A Circular Unitary Ensemble (CUE) is defined as

$$H_{ij}^{CUE} = \exp(\gamma_i i) * v_j^i,$$

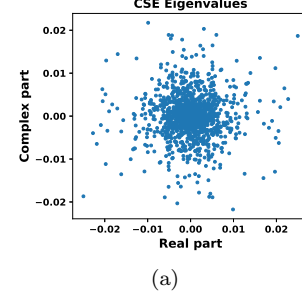


FIG. 1. An example set of eigenvalues on the complex plane for CSE.

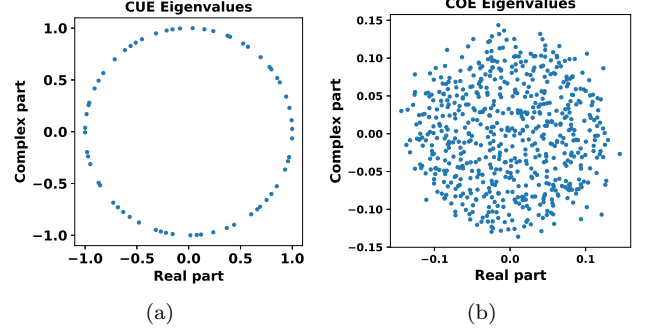


FIG. 2. An example set of eigenvalues on the complex plane for CUE and COE, (a) and (b) respectively.

$v_i$  is the  $i$ -th eigenvector, where  $\gamma_i \in [0, 2\pi]$ , uniform random number. A Circular Orthogonal Ensemble (COE) is defined as

$$H^{COE} = (H^{CUE})^T H^{CUE}.$$

A Circular Symplectic Ensemble (COE) is defined as,

$$H^{CSE} = (Z_{\pm}(H^{CUE})^T Z_{\pm})H^{CUE},$$

where  $H^{CSE} \in \mathbb{C}^{2N \times 2N}$ , unit symplectic matrix,  $Z$ , outer product of  $N \times N$  identity matrix with the unit antisymmetric  $2 \times 2$  matrix,  $Z_{\pm} \in \mathbb{R}^{2N \times 2N}$ . This is simply reversed unit matrices over diagonals. A negative sign can appear in upper or lower diagonal, hence the  $\pm$  in the definition. Lower diagonal negative sign is used here.

Simulated circular ensembles consist of different size matrices 64, 128, 256, 512, 768, 1024 with ensemble size of 40 each. Eigenvalues of all matrices lie within a unit circle on the complex plane. We see that typical eigenvalues for CSE are concentrated in a more dense region in Figure 1(a) on the complex plane. Similarly, typical eigenvalues are shown in Figure 2(a) and Figure 2(b), for CUE and COE respectively. They are more spread for COE. In the case of CUE, all eigenvalues lies on the circle.

Approach to spectral ergodicity  $D_{se}(N_k)$  for all circular ensembles is computed. Spectra are constructed via a histogram of arguments of eigenvalues, as they are complex, with a fixed bin-width over all ensembles. It is seen

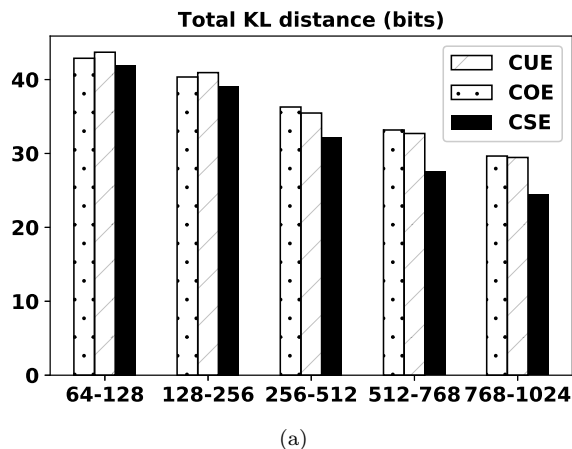


FIG. 3. Total Kullback-Leibler (KL) divergence,  $D_{se}(N_k)$ , for CUE, COE and CSE. Labels shows the consecutive sizes used in computing  $D_{se}(N_k)$  on the horizontal axis.

that results are robust against different bin-widths. We see consistently, decrease in  $D_{se}(N_k)$  with increasing matrix size, fixing the ensemble size for all three ensembles.

Success of deep learning architectures are attributed to availability of large amount of data and being able to train multiple layers at the same time [5, 6]. However, how this is possible from theoretical point of view is not well established. We introduce quantification of spectral ergodicity for random matrices as a surrogate to weight matrices in deep learning architectures and argue that spectral ergodicity conceptually might leverage our understanding how these architectures perform learning in high accuracy. From biological standpoint, our results also show that spectral ergodicity would play an important role in understanding synaptic matrices.

We thank Christian Garbers for valuable discussion on circular statistics and code review. Ruben Foission and Marcel Reginatto for sharing their publication and notes on spectral unfolding.

\* mehmet.suzen@physics.org

† weber@informatik.uni-hamburg.de

‡ jj.cerda@uib.cat

- [1] M. L. Mehta, *Random Matrices*, Vol. 142 (Academic press, 2004).
- [2] G. I. Parisi, C. Weber, and S. Wermter, *Frontiers in Neurobotics* **9**, 3 (2015).
- [3] Y. Ahmadian, F. Fumarola, and K. D. Miller, *Physical Review E* **91**, 012820 (2015).
- [4] K. Rajan, C. D. Harvey, and D. W. Tank, *Neuron* **90**, 128 (2016).
- [5] Y. LeCun, Y. Bengio, and G. Hinton, *Nature* **521**, 436 (2015).
- [6] Y. Bengio, *Foundations and Trends in Machine Learning* **2**, 1 (2009).
- [7] N. Srivastava, G. E. Hinton, A. Krizhevsky, I. Sutskever, and R. Salakhutdinov, *Journal of Machine Learning Research* **15**, 1929 (2014).
- [8] J. J. Cerdà and T. Sintes, *Biophysical Chemistry* **115**, 277 (2005).
- [9] M. Süzen, *Physical Review E* **90**, 032141 (2014).
- [10] R. Pascanu, T. Mikolov, and Y. Bengio, *ICML (3)* **28**, 1310 (2013).
- [11] F. Haake, *Quantum Signatures of Chaos*, Vol. 54 (Springer Science & Business Media, 2013).
- [12] O. Peters and W. Klein, *Physical Review Letters* **110**, 100603 (2013).
- [13] R. D. Mountain and D. Thirumalai, *The Journal of Physical Chemistry* **93**, 6975 (1989).
- [14] D. Thirumalai, R. Mountain, and T. Kirkpatrick, *Physical Review A* **39**, 3563 (1989).
- [15] S. Kullback and R. A. Leibler, *The Annals of Mathematical Statistics* **22**, 79 (1951).
- [16] C. M. Bishop, *Pattern Recognition and Machine Learning* (Springer, 2007).
- [17] M. Lukoševičius and H. Jaeger, *Computer Science Review* **3**, 127 (2009).
- [18] M. Süzen and C. Garbers, *Python Random Matrix Tools* (2017), <https://pypi.python.org/pypi/bristol>.
- [19] F. Mezzadri, *Notices of AMS* **54**, 592 (2006).
- [20] M. Berry and P. Shukla, *New Journal of Physics* **15**, 013026 (2013).