

## Character Networks and Book Genre Classification

A.J. Holanda\*

*Departamento de Computação e Matemática – FFCLRP  
Universidade de São Paulo  
Av. Bandeirantes 3900, CEP 14040-901, Ribeirão Preto, SP, Brazil  
aholanda@usp.br*

M. Matias

*Departamento de Física – FFCLRP  
Universidade de São Paulo  
Av. Bandeirantes 3900, CEP 14040-901, Ribeirão Preto, SP, Brazil*

S.M.S.P. Ferreira

*Departamento de Educação, Informação e Comunicação – FFCLRP  
Universidade de São Paulo  
Av. Bandeirantes 3900, CEP 14040-901, Ribeirão Preto, SP, Brazil*

G.M.L. Benevides

*Prefeitura do Campus USP de Ribeirão Preto  
Universidade de São Paulo  
Av. Bandeirantes 3900, CEP 14040-901, Ribeirão Preto, SP, Brazil*

O. Kinouchi

*Departamento de Física - FFCLRP  
Universidade de São Paulo  
Av. Bandeirantes 3900, CEP 14040-901, Ribeirão Preto, SP, Brazil  
okinouchi@gmail.com*

Received Day Month Year

Revised Day Month Year

We compare the social character networks of biographical, legendary and fictional texts, in search for marks of genre differentiation. We examine the degree distribution of character appearance and find a power law that does not depend on the literary genre or historical content. We also analyze local and global complex networks measures, in particular, correlation plots between the recently introduced Lobby (or Hirsh  $H(1)$ ) index and Degree, Betweenness and Closeness centralities. Assortativity plots, which previous literature claims to separate fictional from real social networks, were also studied. We've found no relevant differences in the books for these network measures and we give a

\*corresponding author

2 *A.J. Holanda\**, *M. Matias*, *S.M.S.P. Ferreira*, *G.M.L. Benevides* & *O. Kinouchi*

plausible explanation why the previous assortativity result is not correct.

*Keywords:* Social networks; Character networks; Lobby index; Hirsch index

*PACS Nos.:* \*\*\*\*

## 1. Introduction

Social networks gathered from literary texts have been studied from some years now. Most of the analyses characterized the networks of pure fictional texts with different indexes.<sup>1–6</sup> Others proposed or tested automatic social network extraction algorithms.<sup>7,8</sup>

We examined a different aspect of character networks, comparing social networks extracted from texts with pure fictional, legendary and biographical types, called “genres”. The aim of the study is to find a measure or method that is able to separate the literary social networks into genres.

We apply a recent node centrality index, the Lobby index,<sup>9,10</sup> also called Hirsch index,<sup>11,12</sup> to literary networks, analyzing the correlation between it and Degree, Betweenness and Closeness centralities. Indeed, we study the degree distribution of character appearances and a simple but meaningful index, in such context, that we’ve called *Happax Legomena* (HL) whose meaning we borrow from corpus linguistics.

Previous literature claimed that some measures (degree, clustering coefficient, assortativity) can distinguish character networks from real social networks.<sup>13,14</sup> We argue that this claim is probably incorrect because the examined corpus (Marvel Universe) has a biographical-like nature similar to our corpus (where such indexes are non discriminative), which differs from real social (e.g., Facebook) networks that have no central character.

## 2. Materials and Methods

We use the following definition of fictional, legendary and biographical works:

**Biographical** works are those recognized as such by modern standards describing details of a person’s life. The biographies are the books:

- James Gleick’s *Isaac Newton*<sup>15</sup> (*Newton*);
- Anthony Peake’s *A Life of Philip K. Dick*<sup>16</sup> (*Dick*);
- Humphrey Carpenter’s *Tolkien: a Biography*<sup>17</sup> (*Tolkien*);
- Jane Hawking’s *Travelling to Infinity: The True Story Behind The Theory of Everything*<sup>18</sup> (*Hawking*).

**Legendary** texts are those that, in the view of modern scholars, contain fictional narratives mixed with possible biographical traces. In this genre are the books:

- *Luke Gospel*<sup>19</sup> (*Luke*);

- *Acts of the Apostles*<sup>19</sup> (*Acts*);
- Philostratus’s *Life of Apollonius of Tyana*<sup>20</sup> (*Appolonius*);
- Iamblicus’s *Life of Pythagoras*<sup>21</sup> (*Pythagoras*).

**Fiction** is denoted as texts that are recognized as such by the author of the book. The books classified as such are:

- Charles Dickens’s *David Copperfield*<sup>22</sup> (*David*);
- Mark Twain’s *Huckleberry Finn*<sup>22</sup> (*Huck*);
- J. R. R. Tolkien’s *The Hobbit*<sup>23</sup> (*Hobbit*);
- Bernard Cornwell’s *The Winter King: a novel of Arthur*<sup>24</sup> (*Arthur*).

All networks were generated from the books using characters as nodes and characters’ encounters represented as undirected links without the existence of self-loops. We gathered all data, with exception of *David Copperfield* and *Huckleberry Finn* that were obtained from Stanford GraphBase project.<sup>22</sup> The data files for each book contain the characters represented by two-letter, for example, the label **GA** in `hobbit.dat` file represents the character *Gandalf* of *Hobbit* book. Sometimes a group of people is considered like acting as a character, for example, the *Thes-salians* (TH) in *Apollonius of Tyana* (`apollonius.dat`). The links are represented as “cliques of encounters”, for example, the entry AP,DM,KB in *Apollonius of Tyana* represents the encounter among *Apollonius*, *Damis* and the *king of Babylon*. The nodes are separated by comma and the cliques by semicolon.

We calculated the following measures using `graph-tool`<sup>25</sup> library: density  $D$ , average clustering coefficient  $C_c$ , Degree  $K_i$ , node Betweenness  $B_i$  and Closeness  $C_i$ . We also wrote Python scripts to evaluate the Lobby index for node centrality<sup>9–12</sup> and Assortativity plots.<sup>14,26</sup> Additional information about project’s data and source code can be found at Github page called `charnet`<sup>a</sup>.

The density  $D$  of a network is the ratio of the number of links and the possible number of links

$$D = \frac{2M}{N(N-1)} \quad (1)$$

where  $M$  is the number of links and  $N$  is the number of nodes.

The number of neighbors of node  $i$  is its degree  $K_i$ . The network average degree is  $\langle K_i \rangle = 1/N \sum_i K_i$ . The clustering coefficient  $C_c$  is calculated as follows:

$$C_c = \frac{1}{N} \sum_{i=1}^N \frac{2l_i}{K_i(K_i-1)}, \quad (2)$$

where  $l_i$  is the number of links between the  $K_i$  neighbors of node  $i$ .

For nodes in the social network, we can use the following measures of centrality:

- The Degree normalized by the number of nodes not including  $i$ :  
 $K_i^N = K_i/(N-1)$ ;

<sup>a</sup><https://ajholanda.github.io/charnet/>

4 *A.J. Holanda\**, *M. Matias*, *S.M.S.P. Ferreira*, *G.M.L. Benevides* & *O. Kinouchi*

- The Betweenness centrality  $B_i^N$ , defined as the number of shortest paths that pass through a node  $i$ , normalized by the number of pair of nodes not including  $i$ , that is  $(N - 1)(N - 2)/2$ ;
- The Closeness centrality  $C_i$ , defined as the sum of shortest distances between a node  $i$  and all other reachable nodes, normalized to a maximum value  $C_i^N = 1$ ;
- The Lobby index, which is the maximum number  $L_i$  such that the node has at least  $L_i$  neighbors with degree larger than or equal to  $L_i$ , normalized as  $L_i^N = L_i/(N - 1)$ , because the maximum degree of a node is  $N - 1$ , when it is linked with all nodes but self-loop in the network.

We've also analyzed the Assortativity mixing<sup>14,26</sup> by plotting the average degree  $\langle k_{nn} \rangle$  of neighbors of a node as a function of its degree  $k$ . An assortative mixing is found when the slope of the curve is positive, and a disassortative mixing is found when the slope is negative.

We've studied the degree distribution  $k_i$  of a given character in the network fitting data using `powerlaw`<sup>27</sup> package. Finally, we've counted characters that appear only once which is called *Hapax Legomena* and twice which is called *Dis Legomena*.

### 3. Results

**Global indexes.** Table 1 indicates that Density values for fiction texts were larger ( $D > 0.1$ ) than other genres in our sample. The exception is *Arthur* that could also be considered legendary and has the actions concentrated on the main character, *King Arthur*, that is characteristic of a biography. Legendary and biographical texts are normally dedicated to describe the story of a few main characters with secondary characters orbiting around them and with few links among secondary characters. For example, in *Apollonius of Tyana*, *Appolonius*, *Damis* and *Iarchas* are the most prominent characters with 151, 40 and 33 appearances, respectively. After them, *king Phraotes*, *king of Babylon* and *Menippus* appear only 13, 12 and 11 times respectively, with few interactions (degree), 5, 5 and 8, respectively.

We do not find any clustering trend for these global measures in the plot of  $C_c$  vs  $D$  showed in Fig. 1.

**Node centrality indexes.** The individual centrality indexes are Degree  $K_i$ , Betweenness  $B_i$ , Closeness  $C_i$  and Lobby  $L_i$ . As we have four quantities, one could examine six types of correlation plots for each of the books, that is, at first we should report  $6 \times 12 = 72$  plots. Here we choose to concentrate the analysis on the least studied Lobby index versus the other classical indexes, so we report only  $L_i \times K_i$ ,  $L_i \times B_i$  and  $L_i \times C_i$ .

We plot the normalized Lobby index  $L_i^N$  vs normalized degree  $K_i^N$  for all char-

Table 1. Global network data, average degree  $\langle K \rangle$ , density  $D$  and clustering coefficient  $C_c$ .

Genre	Book	N	M	$\langle K \rangle$	D	$C_c$
Biography	Dick	115	189	$3.29 \pm 7.27$	0.029	0.091
	Tolkien	94	219	$4.66 \pm 9.04$	0.050	0.149
	Newton	33	44	$2.67 \pm 3.29$	0.083	0.143
	Hawking	249	446	$3.58 \pm 11.51$	0.014	0.047
Legendary	Apollonius	95	138	$2.91 \pm 7.37$	0.031	0.067
	Acts	76	160	$4.21 \pm 5.14$	0.056	0.316
	Pythagoras	41	31	$1.51 \pm 2.18$	0.038	0.027
	Luke	76	203	$5.34 \pm 8.10$	0.071	0.340
Fiction	Hobbit	41	160	$7.80 \pm 7.43$	0.195	0.746
	David	87	406	$9.33 \pm 10.49$	0.109	0.351
	Arthur	77	141	$3.66 \pm 5.98$	0.048	0.140
	Huck	74	301	$8.14 \pm 7.34$	0.111	0.488

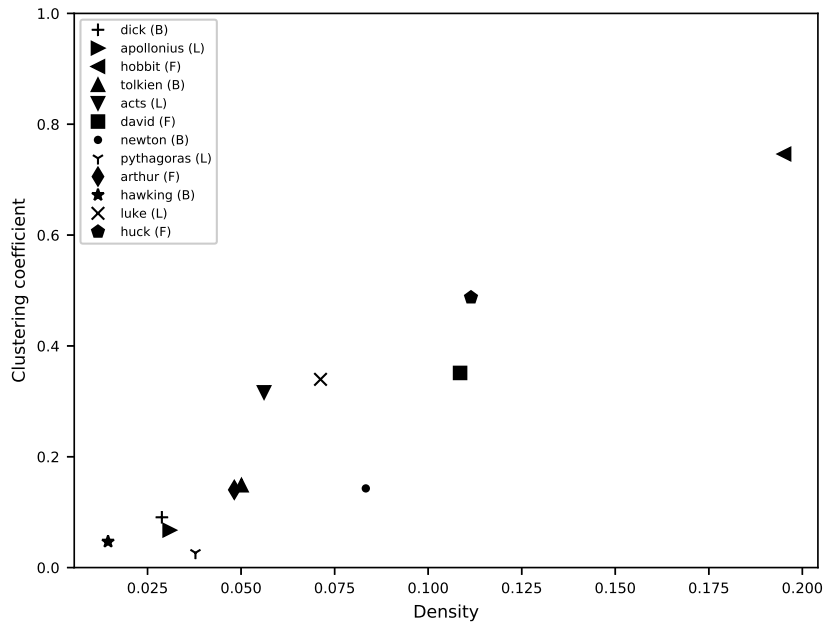


Fig. 1. Dispersion plot of Density *vs* Clustering Coefficient. (The books' genres are written between parenthesis after their labels: B means biography, F is for fiction and L for legendary.)

6 *A.J. Holanda\**, *M. Matias*, *S.M.S.P. Ferreira*, *G.M.L. Benevides* & *O. Kinouchi*

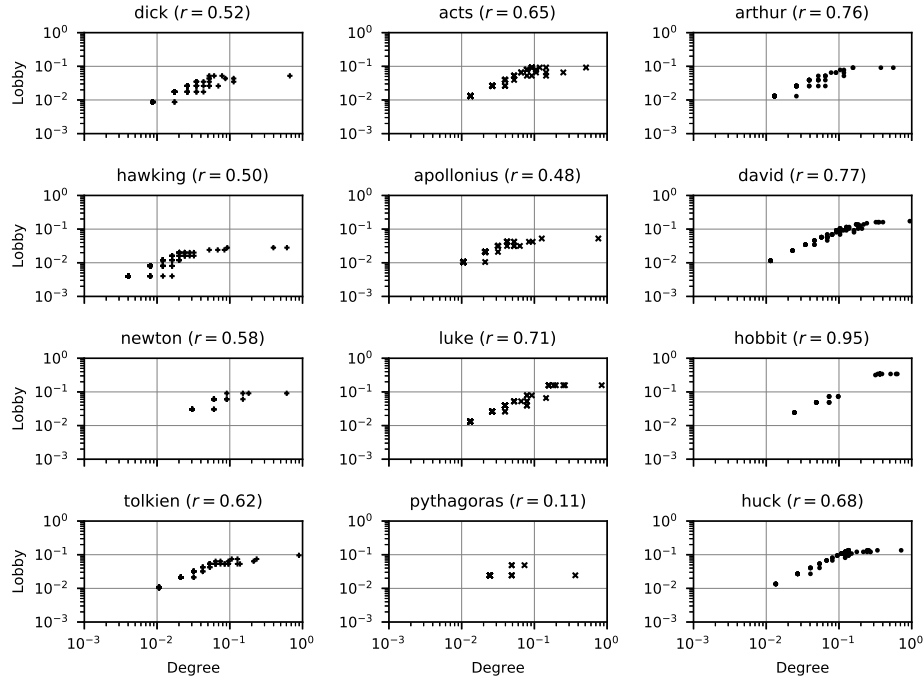


Fig. 2. Dispersion plots for Lobby *vs* Degree centrality with Pearson correlation  $r$  at the top. (In Figs 2–6, biographic texts are located at first column, legendary at second and fictional at third. The plot marks are also consistent with text genre.)

acters in Fig. 2<sup>b</sup>. We can see that there is an initial linear correlation between the Degree and Lobby indexes followed by a saturation in almost all graphs. This behavior can be explained by the fact that it is much difficult for Lobby index to continue increasing after a certain value of degree. For example, it is possible for the central character to have degree  $K_i^N = (N - 1)/N \approx 1$  (he/she meets all the other characters) but to have  $L_i^N \approx 1$ , the graph must be complete where not only the central nodes link to all other nodes, but any of their neighbors link to all other nodes too.

By the comparison of the twelve plots, we noticed that Lobby and Degree are well correlated, with the exception of *Pythagoras* that suffers from finite size effect ( $N = 31$ ,  $M = 41$ ). Even though the measures have a good degree of correlation, the genres cannot be classified by applying Lobby *vs* Degree correlation. See, for example, the plots for *David*, *Luke* and *Tolkien* are almost indistinguishable.

The Pearson correlation is low between Lobby *vs* Betweenness (Fig. 3). We’ve noticed that the correlation is larger for biographies than for most of the fictional

<sup>b</sup>Some graphs, as *Pythagoras*, show few points because they have the same  $(L_i^N, K_i^N)$  coordinates.

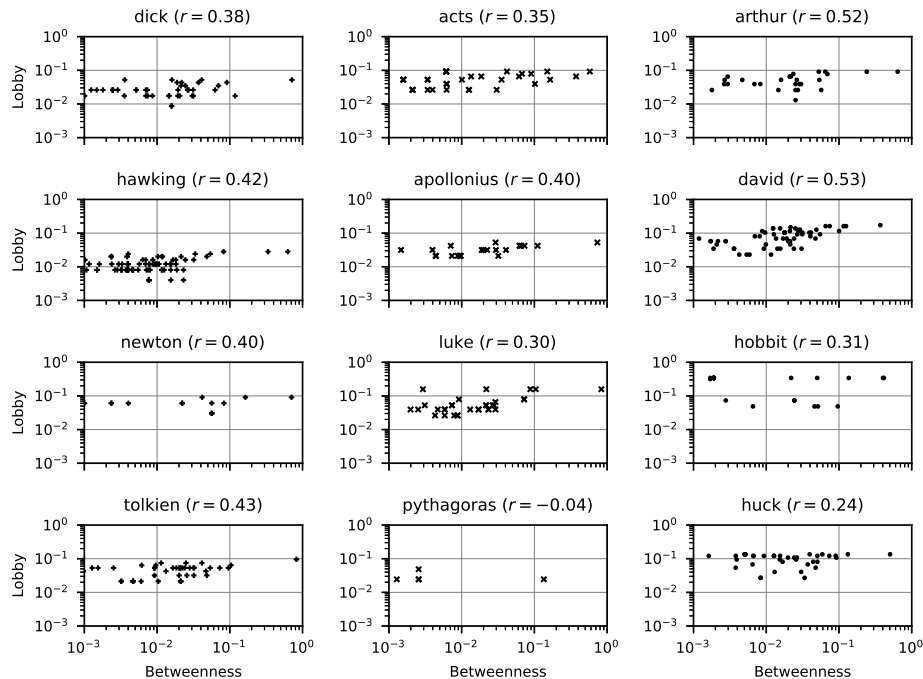
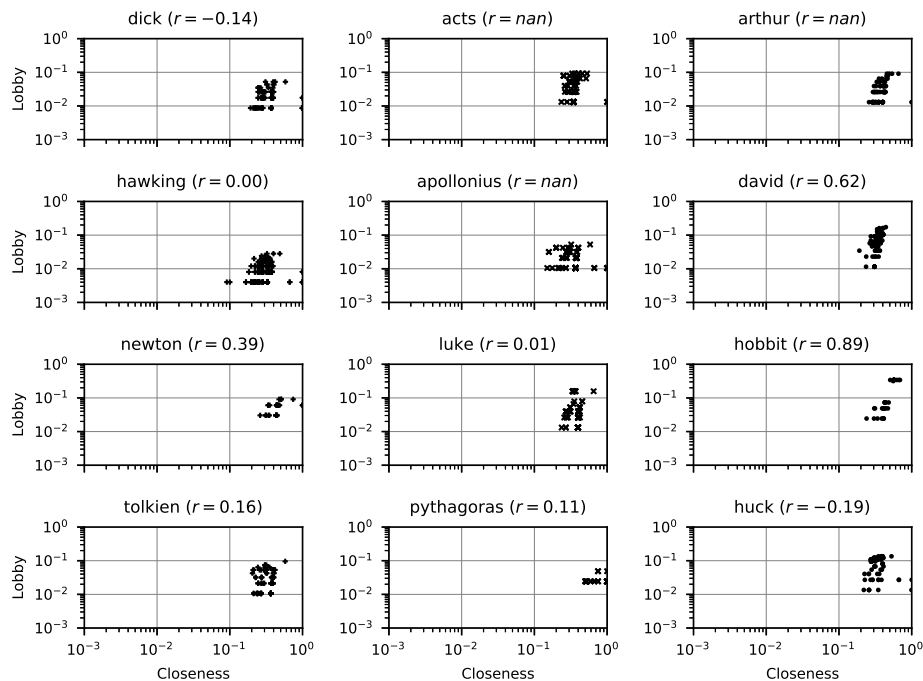


Fig. 3. Correlation plots for Lobby Betweenness centrality with Pearson correlation  $r$  at the top and legendary texts. However, the fictional book *Arthur* has a larger correlation than *Tolkien*, reinforcing the biographical-legendary nature of the text previously discussed.

We've observed an interesting phenomenon in the Lobby *vs* Closeness plot (Fig. 4). It shows clusters in the data, a feature found in a study of biological networks.<sup>10</sup> It seems that Lobby can detect communities that the other indexes couldn't. So, anew, these correlation plots cannot separate the book genres.

The Fig. 5 presents the Assortativity plots where each point is the degree  $k_i$  for a given character of degree  $k$ . The plot also shows the average  $k_{nn} = \langle k_i(k) \rangle$ . We've observed that it doesn't matter the book genre, all plots are disassortative. Disassortativity means that characters with high degree interact preferentially with characters with low degree. An explanation is that all books have been selected as fictional or not biographies of central characters and there is no coexistence of several strong characters, perhaps with the exception of *Peter* and *Paul* in *Acts*.

**Degree distribution.** We plot the degree distribution  $k_i$  so that each character now has a degree  $k$  and a cumulative probability  $P(k)$ . The Fig. 6 presents the  $P(k) \times k$  for all books.

8 *A.J. Holanda\**, *M. Matias*, *S.M.S.P. Ferreira*, *G.M.L. Benevides* & *O. Kinouchi*Fig. 4. Correlation plots for Lobby vs Closeness centrality with Pearson correlation  $r$  at the top.

**Hapax Legomena.** From literary criticism, we have words that appear a single time in a text named *Hapax Legomena*. Here we consider only *Hapax Legomena* (HL) for character labels, that is, labels with frequency  $f_i = 1$ . They are presented in Table 2, with the books ranked from the largest to the lowest *Hapax Legomena* ratio  $HL^N = HL/N$  (number  $HL$  of labels with  $f_i = 1$  divided by total number of characters  $N$ ).

The reasoning for using the *Hapax Legomena* to separate the books is the following: for a fictional text, it seems unusual the author to have the effort to create a character but use it only once. But for biographies, this seems to pose no problem. So the conclusion would be that fictional texts have less *Hapax Legomena* than the other genres. Surprisingly, this trend does not appear in our Table 2. The fact that the legendary texts have the larger *Hapax Legomena* fraction seems to be more related to the fact that they are small texts compared to the other books, so that there is less space to cite the same character several times.

#### 4. Discussion

The separation of book genres based on complex networks indexes is a hard task. But we've concluded that even negative results are very interesting because they refute, in a Popperian way, the conjecture that network indexes could separate



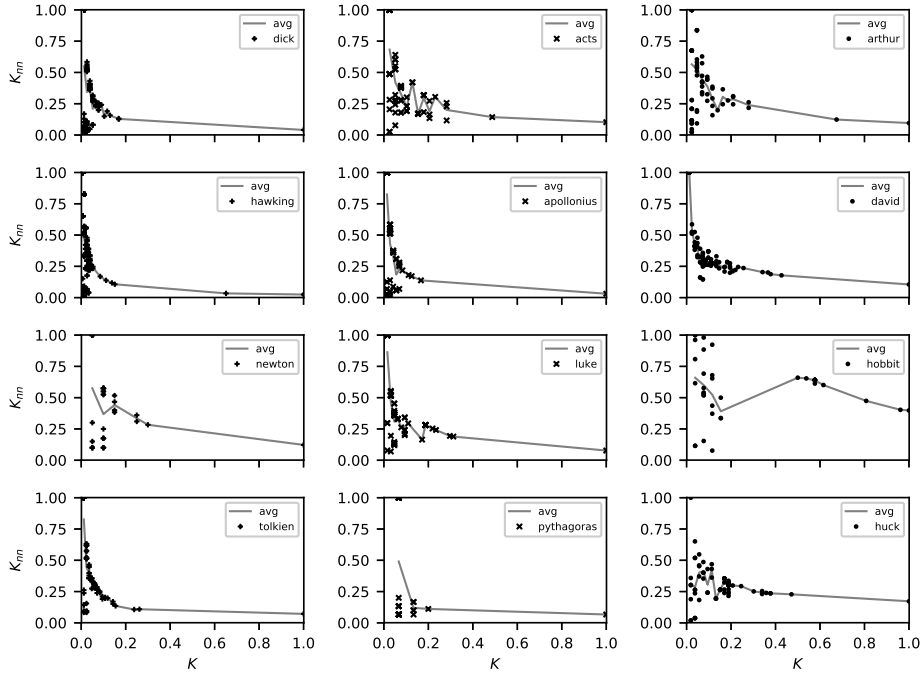


Fig. 5. Different values of nearest neighbors degrees ( $k_{nn}$ ) as a function of degree  $k$ . Continuous line indicates average  $\langle k_{nn} \rangle$  as a function of  $k$ . Both values,  $k_{nn}$  and  $k$ , are divided by a value corresponding to the maximum value in each set to be normalized.

literary social networks. For example, Alberich *et al.*<sup>13</sup> noticed differences between the average degree and clustering coefficients of the Marvel Universe (MU) network and non-literary social networks. In the MU, there is a predominance of a few characters (for example *Captain America* and *Spider Man*) with very large degree. Also, Gleiser<sup>14</sup> pointed out that the MU is very different from real social networks because it is disassortative.

However, low average degree, low clustering coefficient and disassortative behavior also occurred in our character networks, because they are based in biographical-like texts which imply very central characters (e.g., *Arthur*, *Jesus* or *Stephen Hawking*). That is, our data suggests that Alberich *et al.* and Gleiser findings can be alternatively explained considering that Marvel books are a “biographical” texts of a few central heroes that should not be compared with usual (e.g., Facebook) social networks.

Indeed, the hard task to distinguish real from purely fictional social networks becomes harder when we add legendary texts, which we define as text that cannot be trusted as historical biographies but could have some historical traces due to oral traditions. We have no certainty that the social network described is fictional

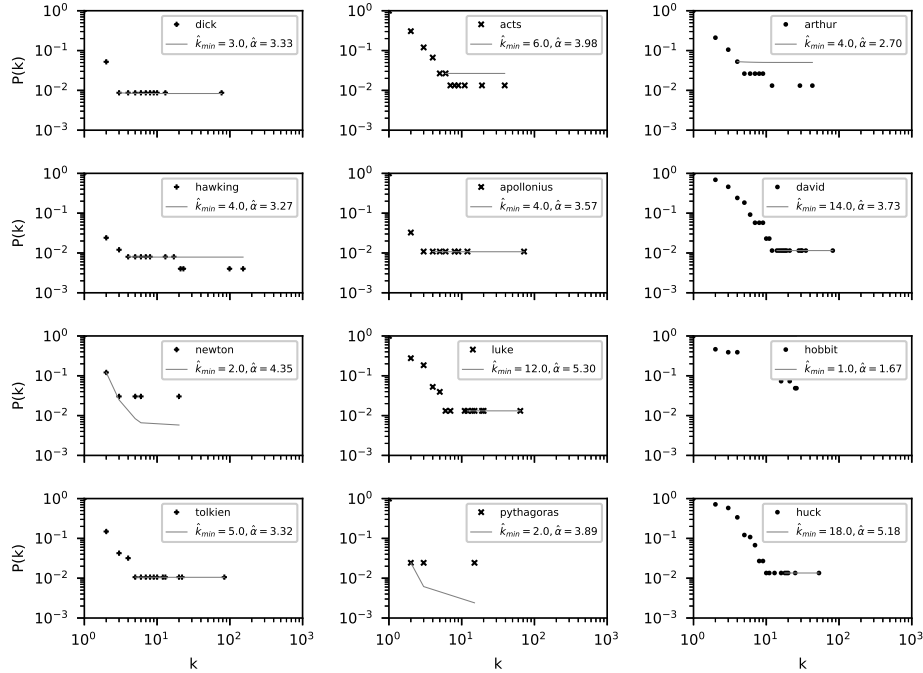
10 *A.J. Holanda\**, *M. Matias*, *S.M.S.P. Ferreira*, *G.M.L. Benevides* & *O. Kinouchi*


Fig. 6. Degree distribution of character networks for all books. The fitting is represented by continuous line and starts at  $\hat{k}_{min}$ , following a power-law distribution  $P(k) = k^{-\alpha}$ ,  $\alpha > 1$ ,  $k \geq \hat{k}_{min} > 0$ .

or some information refers to true historical social relations. This is the case of the narratives about *Pythagoras*, *Jesus of Nazareth*, the first apostles and *Apollonius of Tyana*.

The degree distribution followed a power law that does not depend on the literary genre studied (see Fig. 6). Even though this statement needs to be confirmed with a larger corpora, it suggests that  $\hat{\alpha}$  is not a good measure to distinguish historical from fictional texts, which is our primary objective.

In the case of global measures average degree, density and average clustering coefficient (Table 1), we've observed no trend that splits the genres. This result suggests that they aren't good metrics to classify the texts because they are linked with size and length of the network and don't take into account the weight of the links, for example, to highlight the importance of frequent interactions that could help in the discrimination of biographical or legendary texts.

A legendary or biographical text normally has few characters with high degree and some links with high weight; the same arrangement normally doesn't occur with fictional texts. In our study, for example, in *Apollonius of Tyana* book ( $N = 93$ ,  $M = 138$ ), the highest weighted link has 35 interactions (27% of the

Table 2. Number of character names that are *Hapax legomena*  $HL$  divided by total number  $N$  of characters.

Genre	Book	$HL^N = H/N$
Biography	<i>Tolkien</i>	$43/94 = 0.457$
	<i>Dick</i>	$45/115 = 0.391$
	<i>Hawking</i>	$76/249 = 0.305$
	<i>Newton</i>	$10/33 = 0.303$
Legendary	<i>Pythagoras</i>	$34/41 = 0.829$
	<i>Acts</i>	$51/76 = 0.671$
	<i>Luke</i>	$51/76 = 0.671$
	<i>Apollonius</i>	$62/95 = 0.653$
Fiction	<i>Huck</i>	$32/74 = 0.432$
	<i>Arthur</i>	$31/77 = 0.403$
	<i>David</i>	$26/87 = 0.299$
	<i>Hobbit</i>	$07/41 = 0.171$

encounters) between *Apollonius* ( $k = 72$ ) and *Damis* ( $k = 12$ ); while in *Huckleberry Finn* ( $N = 74, M = 301$ ), *Huckleberry* ( $k = 53$ ) is tied with the highest weighted link with 28 interactions (5.2% of the encounters) between him and *Jim* ( $k = 16$ ). In the biography of *Stephen Hawking* ( $N = 248, M = 444$ ), *Hawking* ( $k = 99$ ) meets *Jane* ( $k = 152$ ) 108 times (24.2%); while in *David Copperfield*, *David* ( $k = 82$ ) meets *Betsy* ( $k = 31$ ) 54 times (13.3%). Using the same reasoning as in *Hapax Legomena*, this is not an universal law but it can help to figure out the genre a book is most likely to fit in.

Recently, Ronqui and Travieso<sup>28</sup> proposed that the analysis of correlations between centrality indexes is interesting to characterize and distinguish between natural and artificial networks. In these plots, each point refers to one character. We examined the correlation plots for the Lobby index *vs* Degree (Fig. 2), Betweenness (Fig. 3) and Closeness (Fig. 4). Such comparisons revealed that social networks, fictional and legendary or historical are very similar and they cannot be distinguished.

Although these are negative results, we think that they are important ones. After all, with such small sample, we cannot aim to have corroboration by induction (a large number of results suggesting clear clustering). Indeed, even with perhaps a sample of one thousand books, there's no guarantee that in the next one studied conclusions will be refuted. On the other hand, negative results refute conjectures. And, indeed, our small sample refutes a lot of *a priori* conjectures concerning the capacity of traditional network indexes or *Hapax Legomena* to separate the genres.

## 5. Conclusion and Perspectives

In this paper we examined three questions: first, is there some difference among pure fictional social networks (centered in a main character), legendary social networks and networks extracted from a historical biography? Second, are there complex network indexes with potential to separate these genres? Third, what is the behavior of the recently introduced Lobby index in this respect?

This preliminary study is important by proposing the problem and exploring its possible solutions. Even with a small sample, our findings seems to refute some ideas such as comparing degree distributions. By examining local node centrality indexes like Degree, Closeness, Betweenness and Lobby, what we obtain is that to separate the genres by using only the social networks is a hard and non trivial task. Although negative, these results are important as guide for future research.

To overcome the limitations of this paper, we foresee only a methodological advance: to have a good Natural Language Processing algorithm that extracts automatically social networks from raw texts. Since this methodology is yet under development,<sup>7,8</sup> our study can be thought as both preliminary and as a benchmark for further studies.

## Acknowledgments

This paper results from research activity on the FAPESP Center for Neuromathematics (FAPESP grant 2013/07699-0). OK acknowledges support from CNPq and Núcleo de Apoio á Pesquisa CNAIPS-USP. MM received support from PUB-USP.

## Author contributions statement

GMLB, SMSPF, MM and AJH extracted the books character networks and character frequency data. AJH organized the public database, performed the complex network analyses and analyzed the data. OK proposed the original problem and analyzed the data. AJH and OK wrote the paper. All authors reviewed the manuscript.

## Competing financial interests

The authors declare no competing financial interests.

## References

1. Y.-M. Choi, H.-J. Kim, A directed network of greek and roman mythology, *Physica A* 382 (2) (2007) 665–671.
2. P. Mac Carron, R. Kenna, Universal properties of mythological networks, *EPL (Europhys Lett.)* 99 (2) (2012) 28002.
3. A. Agarwal, A. Corvalan, J. Jensen, O. Rambow, Social network analysis of alice in wonderland, in: *Workshop on Computational Linguistics for Literature, 2012*, pp. 88–96.
4. P. Mac Carron, R. Kenna, A quantitative approach to comparative mythology, *Cosmos* 14 (2013) 103–117.

5. R. Kenna, P. Mac Carron, Maths meets myths: Network investigations of ancient narratives, in: *Journal of Physics: Conference Series*, Vol. 681, IOP Publishing, 2016, p. 012002.
6. M. A. Ribeiro, R. A. Vosgerau, M. L. P. Andruchiw, S. E. d. S. Pinto, The complex social network of the lord of rings, *Rev. Bras. Ens. Fís.* 38 (1).
7. D. K. Elson, N. Dames, K. R. McKeown, Extracting social networks from literary fiction, in: *Proceedings of the 48th Annual Meeting of the Association for Computational Linguistics*, Association for Computational Linguistics, 2010, pp. 138–147.
8. S. Grayson, K. Wade, G. Meaney, D. Greene, The sense and sensibility of different sliding windows in constructing co-occurrence networks from literature, in: *Computational History and Data-Driven Humanities: Second IFIP WG 12.7 International Workshop, CHDDH 2016, Dublin, Ireland, May 25, 2016, Revised Selected Papers 2*, Springer, 2016, pp. 65–77.
9. A. Korn, A. Schubert, A. Telcs, Lobby index in networks, *Physica A* 388 (11) (2009) 2221–2226.
10. M. G. Campiteli, A. J. Holanda, L. D. Soares, P. R. Soles, O. Kinouchi, Lobby index as a network centrality measure, *Physica A* 392 (21) (2013) 5511–5515.
11. L. Lü, T. Zhou, Q.-M. Zhang, H. E. Stanley, The h-index of a network node and its relation to degree and coreness, *Nat. Commun* 7 (2016) 10168.
12. R. Pastor-Satorras, C. Castellano, Topological structure and the h index in complex networks, *Phys. Rev. E* 95 (2) (2017) 022301.
13. R. Alberich, J. Miro-Julia, F. Rosselló, Marvel universe looks almost like a real social network, arXiv preprint cond-mat/0202174.
14. P. M. Gleiser, How to become a superhero, *J. Stat. Mech. Theor. Exp* 2007 (09) (2007) P09020.
15. J. Gleick, *Isaac Newton*, Vintage Books, New York, 2004.
16. A. Peake, *A Life of Philip K. Dick: The Man Who Remembered the Future*, Arcturus Publishing, 2013.
17. H. Carpenter, *J.R.R. Tolkien: a biography*, Houghton Mifflin Harcourt, Boston, 2014.
18. J. Hawking, *Travelling to Infinity*, WF Howes Limited, 2015.
19. *American Holy Bible*, The Revised American Standard Version Bible Society, 2011.
20. C. P. Jones (Ed.), *Philostratus: The Life of Apollonius of Tyana*, Harvard University Press, Cambridge, 2005.
21. T. Taylor, *Iamblichus' Life of Pythagoras*, Inner Traditions/Bear & Co, Rochester, 1986.
22. D. E. Knuth, *The Stanford GraphBase: A Platform for Combinatorial Computing*, ACM Press and Addison-Wesley, 1994.
23. J. Tolkien, *The Hobbit*, Houghton Mifflin Harcourt, Boston, 2012.
24. B. Cornwell, *The winter king: a novel of Arthur*, Penguin, London, 2007.
25. T. P. Peixoto, The graph-tool python library, figshare, [doi:10.6084/m9.figshare.1164194](https://doi.org/10.6084/m9.figshare.1164194).
26. R. Pastor-Satorras, A. Vázquez, A. Vespignani, Dynamical and correlation properties of the internet, *Physical review letters* 87 (25) (2001) 258701.
27. J. Alstott, E. Bullmore, D. Plenz, powerlaw: A python package for analysis of heavy-tailed distributions, *PLOS ONE* 9 (1) (2014) 1–11. [doi:10.1371/journal.pone.0085777](https://doi.org/10.1371/journal.pone.0085777).
28. J. R. F. Ronqui, G. Travieso, Analyzing complex networks through correlations in centrality measurements, *J. Stat. Mech. Theor. Exp* 2015 (5) (2015) P05030.