

Black hole ringdown echoes and howls

Hiroyuki Nakano^{1,2}, Norichika Sago³, Hideyuki Tagoshi⁴ and Takahiro Tanaka^{2,5}

¹*Faculty of Law, Ryukoku University, Kyoto 612-8577, Japan*

²*Department of Physics, Kyoto University, Kyoto 606-8502, Japan*

³*Faculty of Arts and Science, Kyushu University, Fukuoka 819-0395, Japan*

⁴*Graduate School of Science, Osaka City University, Osaka 558-8585, Japan*

⁵*Yukawa Institute for Theoretical Physics, Kyoto University, Kyoto 606-8502, Japan*

.....
Recently the possibility of detecting echoes of ringdown gravitational waves from binary black hole mergers was shown. The presence of echoes is expected if the black hole is surrounded by a mirror that reflects gravitational waves near the horizon. Here, we present a little more sophisticated templates motivated by a waveform which is obtained by solving the linear perturbation equation around a Kerr black hole with a complete reflecting boundary condition. We estimate that the proposed template can bring about 10% improvement in the signal-to-noise ratio.
.....

Subject Index E31, E02, E01, E38

1. *Introduction* Direct gravitational wave (GW) detections [1, 2] give us various opportunities to discuss the nature of black holes (BHs). Abedi, Dykaar and Afshordi [3] have reported an interesting result by reanalyzing GWs from two binary black hole (BBH) merger events GW150914 and GW151226, and a candidate LVT151012 in the first Advanced LIGO observing run (O1) [4]. In the merger events, the possibility of detecting echoes of ringdown GW from BBH mergers was shown. The GW echoes are expected if the BH is surrounded by a mirror that reflects GWs near the event (or apparent) horizon [5, 6], which is motivated by the quantization of the horizon area [7, 8] (see also Ref. [9] for a recent work on various quantum effects and references therein). There exist a comment [10] on the method of data analysis and significance estimation used in Ref. [3], and also a reply [11] to the comment.

In the analysis of Ref. [3], a simple template has been used for the analysis of GW echoes in the matched filtering method (see a similar template shown in Eq. (24)). In this paper, we consider a Kerr BH [12] with mass M and spin-parameter a , and calculate echo waveforms by solving the linear perturbation equation with a complete reflecting boundary condition in Sec. 2. Here, we also give a brief comment on a problem related to the super-radiant instability [13, 14]. In Sec. 3, we present a little more sophisticated templates (see Eq. (14) with Eq. (13)) based on the echo waveforms. We find that the reflection rate depends on the frequency while the rate adopted in Ref. [3] is independent of the GW frequency. Using an inner product of waveforms, we evaluate *decline rates* of the signal amplitude in Sec. 4. Section 5 is devoted to a brief summary.

2. *Totally reflecting boundary for Teukolsky and Sasaki-Nakamura equations* Perturbation equation for GWs on the Kerr background is written in a single equation called Teukolsky equation [15–18]. The equation is separable. Assuming that t and φ dependences

are given by $\propto e^{-i\omega t + im\varphi}$, the source-free radial equation is given by

$$\left[\Delta \frac{d^2}{dr^2} + 2(s+1)(r-M) \frac{d}{dr} + \left(\frac{K^2 - 2is(r-M)K}{\Delta} + 4ir\omega s - \lambda \right) \right] R_s = 0, \quad (1)$$

where λ is related to the eigenvalue of the angular function, E , as $\lambda := E - 2a\omega m + a^2\omega^2 - s(s+1)$,

$$K = (r^2 + a^2)\omega - am, \quad \Delta = r^2 - 2Mr + a^2, \quad (2)$$

and s can take ± 2 .

The conserved current corresponding to the energy flux and angular momentum flux can be read from the Wronskian relation. When the potential is real, the complex conjugate of a solution also becomes a solution, and hence we can establish a non-trivial Wronskian relation between a solution and its complex conjugate. In the present case, it is not so straightforward to obtain the relation for conserved quantities from the constancy of Wronskian since the coefficients of the equation are complex valued. However, if we define a new radial function

$$\mathcal{Y}_s := \Delta^{s/2} (r^2 + a^2)^{1/2} R_s, \quad (3)$$

\mathcal{Y}_s and \mathcal{Y}_{-s}^* satisfy the same radial equation in the form of $(d^2/dr^{*2} - \mathcal{V}) \mathcal{Y} = 0$ [19–21], and hence we find that

$$(\partial_{r^*} \mathcal{Y}_s) \mathcal{Y}_{-s}^* - \mathcal{Y}_s (\partial_{r^*} \mathcal{Y}_{-s}^*) \quad (4)$$

with $dr^* := dr\Delta/(r^2 + a^2)$, becomes constant in r .

A radial function R_s for the spin s can be transformed into a radial function for the spin $-s$ by using the Teukolsky-Starobinsky relations:

$$\begin{aligned} \mathcal{D}^4 R_{-2} &= \frac{1}{4} R_2, \\ (\mathcal{D}^\dagger)^4 R_2 &= 4|C|^2 \Delta^{-2} R_{-2}, \end{aligned} \quad (5)$$

with $\mathcal{D} := \partial_r - iK/\Delta$ and $\mathcal{D}^\dagger := \partial_r + iK/\Delta$, where

$$\begin{aligned} |C|^2 &= (Q^2 + 4a\omega m - 4a^2\omega^2) [(Q-2)^2 + 36a\omega m - 36a^2\omega^2] \\ &\quad + 48(2Q-1)(2a^2\omega^2 - a\omega m) + 144\omega^2(M^2 - a^2), \end{aligned} \quad (6)$$

is the Starobinsky-Churilov constant. Here, $Q := E + a^2\omega^2 - 2a\omega m$.

Our focus is on the solution that satisfies the following boundary condition:

$$\begin{aligned} R_2 &= \begin{cases} Y_{\text{out}} \frac{e^{i\omega r^*}}{r^5}, & \text{for } r^* \rightarrow \infty, \\ Y_{\text{up}} \Delta^{-2} e^{-ikr^*} + Y_{\text{down}} e^{ikr^*}, & \text{for } r^* \rightarrow -\infty, \end{cases} \\ R_{-2} &= \begin{cases} Z_{\text{out}} r^3 e^{i\omega r^*}, & \text{for } r^* \rightarrow \infty, \\ Z_{\text{up}} \Delta^2 e^{-ikr^*} + Z_{\text{down}} e^{ikr^*}, & \text{for } r^* \rightarrow -\infty, \end{cases} \end{aligned} \quad (7)$$

which means that there is no incoming wave from a large radius.

Then, the relations (5) give

$$\begin{aligned} 4\omega^4 Y_{\text{out}} &= C^* Z_{\text{out}}, \\ CY_{\text{up}} &= 64(2Mr_+)^4 k(k + 4i\epsilon)(k^2 + 4\epsilon^2) Z_{\text{up}}, \end{aligned}$$

$$4(2Mr_+)^4 k(k - 4i\epsilon)(k^2 + 4\epsilon^2)Y_{\text{down}} = C^* Z_{\text{down}}, \quad (8)$$

where $r_+ := M + \sqrt{M^2 - a^2}$, which is the outer horizon radius, $k := \omega - ma/(2Mr_+)$ and $\epsilon = \sqrt{M^2 - a^2}/(4Mr_+)$. On the other hand, the Wronskian relation (4) gives

$$(2Mr_+)(ik + 4\epsilon)(-Y_{\text{up}}Z_{\text{up}}^* + Y_{\text{down}}Z_{\text{down}}^*) = i\omega Y_{\text{out}}Z_{\text{out}}^*. \quad (9)$$

Combining these relations, we obtain

$$\begin{aligned} |Y_{\text{out}}|^2 &= \frac{(2Mr_+)^5 k(k^2 + 4\epsilon^2)(k^2 + 16\epsilon^2)}{\omega^5} |Y_{\text{down}}|^2 - \frac{|C|^2 |Y_{\text{up}}|^2}{256k\omega^5 (2Mr_+)^3 (k^2 + 4\epsilon^2)}, \\ |Z_{\text{out}}|^2 &= \frac{\omega^3 |Z_{\text{down}}|^2}{k(2Mr_+)^3 (k^2 + 4\epsilon^2)} - \frac{256\omega^3 (2Mr_+)^5 k(k^2 + 4\epsilon^2)(k^2 + 16\epsilon^2)}{|C|^2} |Z_{\text{up}}|^2. \end{aligned} \quad (10)$$

The squared reflection rate by the potential barrier would be defined by the ratio of the first and the second terms on the right hand side as

$$\begin{aligned} R &= \frac{|C|^2}{256k^2 (2Mr_+)^8 (k^2 + 4\epsilon^2)^2 (k^2 + 16\epsilon^2)} \frac{|Y_{\text{up}}|^2}{|Y_{\text{down}}|^2} \\ &= \frac{256k^2 (2Mr_+)^8 (k^2 + 4\epsilon^2)^2 (k^2 + 16\epsilon^2)}{|C|^2} \frac{|Z_{\text{up}}|^2}{|Z_{\text{down}}|^2}. \end{aligned} \quad (11)$$

We immediately notice from Eq. (10) that the reflection rate \sqrt{R} is less than unity as long as k/ω is positive, which is expected in ordinary scattering problems. However, this condition is violated in the super-radiant frequency band specified by $0 \leq \omega \leq m\omega_+ := ma/(2Mr_+)$ for $m \geq 0$.

The phase shift at the reflection by the potential barrier might be quantified by

$$\begin{aligned} \phi_2(f) &:= \arg[Y_{\text{up}}/Y_{\text{down}}], \\ \phi_{-2}(f) &:= \arg[Z_{\text{up}}/Z_{\text{down}}]. \end{aligned} \quad (12)$$

To predict how the waveform of the echoes is modified at each bounce, we also need the phase shift at the boundary near the horizon, which is highly model dependent. Therefore, here we use $\phi_{-2}(f)$ just for the purpose of the order of magnitude estimation of the frequency dependence of the phase shift.

In Fig. 1, \sqrt{R} (blue solid curve) and ϕ_{-2} (red dashed curve) for $a/M \equiv q = 0.7$ and $m = 2$ are displayed. The excess of \sqrt{R} above unity due to super-radiance is at most about 0.005 at around $f \approx 0.75\Re(\omega_{\text{QNM}})/2\pi$, which is invisible in this plot. Here, ω_{QNM} represents the least damped quasinormal mode frequency for $m = 2$ mode. Due to the super-radiant instability, GW modes are exponentially amplified as the wave bounces back and forth between the boundary near the horizon and the potential barrier. The super-radiant modes will survive as long as rotational and time-translation symmetries are maintained, and this super-radiant amplification is unavoidable if a complete reflecting boundary condition is imposed around the horizon of a Kerr BH.

The super-radiant amplification looks dangerous. There are extensive works on this problem (see, e.g., Refs. [22–24] and Ref. [25] for a review). The latest analysis [27] shows that the time scale can be larger than the age of the Universe if the location of the reflection boundary is sufficiently far from the horizon. The above means that if BHs have the complete reflecting boundary at a distance of order Planck length from the horizon, all astrophysical BHs become non-rotating, i.e., Schwarzschild BHs. If we observe GW howls due to the super-radiant amplification, it means that only Schwarzschild BHs can exist in our universe.

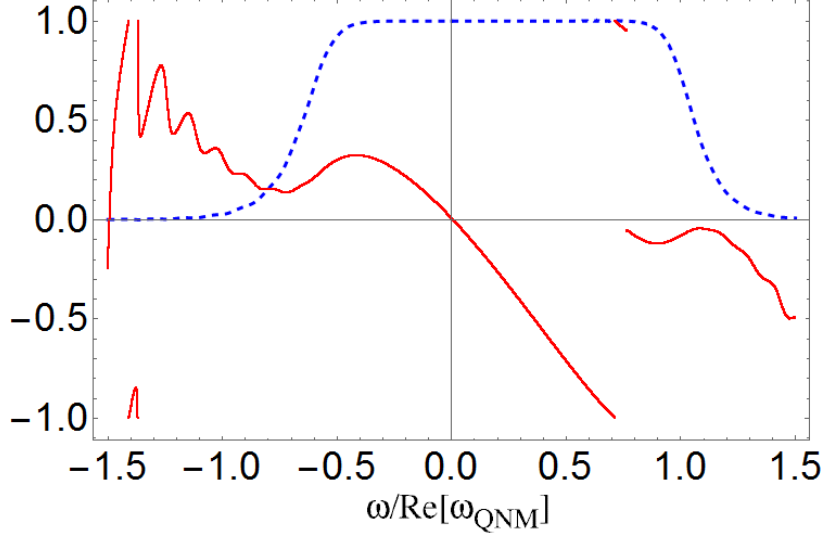


Fig. 1 \sqrt{R} (blue dashed curve) and $(\phi_{-2} \bmod 2\pi)/\pi$ (red solid curve) for $a/M \equiv q = 0.7$ and $m = 2$. The horizontal axis is ω normalized by $\Re(\omega_{\text{QNM}})$.

On the other hand, in the current GW observation, the spin of BH is observed for one event, GW151226. According to Ref. [2], at least one of BHs seems to have spin greater than $q = 0.2$. Also, there are X-ray observations that suggest the existence of spin of BHs [26]. In order not to contradict with these observations, it would be natural to assume that the super-radiant instability is suppressed by some unknown mechanism, for example, a non-vanishing absorption of the mirror [27] (see also Ref. [28] for a careful treatment of the boundary).

Ignoring the super-radiant excess beyond unity in the reflection rate, \sqrt{R} can be fitted by the following simple function

$$\sqrt{R} \approx \begin{cases} \frac{1 + e^{-300(x+0.27-q)} + e^{-28(x-0.125-0.6q)}}{1 + e^{-300(x+0.27-q)} + e^{-28(x-0.125-0.6q)} + e^{19(x-0.3-0.35q)}}, & \text{for } f > 0, \\ \frac{1 + e^{-200(|x|-0.22+0.1q)} + e^{-28(|x|-0.39+0.1q)}}{1 + e^{-200(|x|-0.22+0.1q)} + e^{-28(|x|-0.39+0.1q)} + e^{16(|x|-0.383+0.09q)}}, & \text{for } f < 0, \end{cases} \quad (13)$$

where $x := 2\pi M f = M\omega$. The above fitting formula gives a good approximation in the range $0.6 < q < 0.8$ of our interest as demonstrated in Fig. 2, where dashed ones are the fitting curves,

As we do not know the phase shift caused by the reflection near the horizon, the overall phase shift cannot be predicted explicitly without specifying the model for the near-horizon boundary. Nevertheless, from the plot in Fig. 1, we find that the frequency dependence of the phase shift from the reflection at the potential barrier is small if we focus on the narrow frequency band, say, $0.8 < \omega/\Re(\omega_{\text{QNM}}) < 1.2$. Thus, we assume that the overall phase shift can be approximated well by a linear function as long as we focus on the frequency band mentioned above. Recall that the effect of the phase linear in f results in just the shift of the origin of time. Thus, this model parameter in the phase shift degenerates with the one that determines the interval of the arrival times of the echoes. As for the waveform of echoes, we

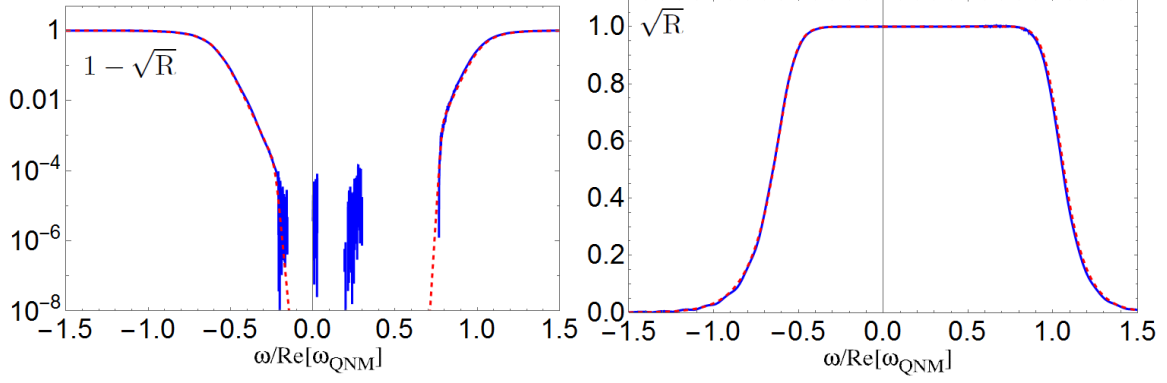


Fig. 2 $1 - \sqrt{R}$ (left, log plot) and \sqrt{R} (right, linear plot). Here, we present the case with $q = 0.7$. The blue solid and red dashed curves denote the results calculated by Eq. (11) and the fitting functions in Eq. (13), respectively. The horizontal axis is ω normalized by $\Re(\omega_{\text{QNM}})$.

expect that the least damped quasinormal mode will be most efficiently excited during the merger process. Therefore, the spectrum will have a peak around $f \approx \Re(\omega_{\text{QNM}})/2\pi$. This assumption of narrow band will justify to approximate the phase shift by a linear function.

3. Templates We assume that the waveform of the incident wave propagating outward from the boundary near the horizon after the merger is provided. We denote by $\tilde{h}(f)$ the hypothetical waveform in Fourier space that is obtained if this incident wave passes through the potential barrier without any reflection. Inverse Fourier transform of $\tilde{h}(f)$ is not restricted to be real. Instead, the corresponding complex time-domain waveform $h(t)$ represents $h_+(t) + ih_-(t)$. In reality, the wave experiences the phase shift when reflected at the potential barrier and also at the boundary near the horizon, which is denoted by $\phi(f)$. Using $\tilde{h}(f)$ and $\phi(f)$, the waveforms of the n -th echoes will be given by

$$\tilde{h}_n(f) = \exp[-i(2\pi f \Delta t + \phi(f))(n-1)](\sqrt{R(f)})^{n-1} \sqrt{1-R(f)} \tilde{h}(f), \quad (14)$$

with the aid of the reflection rate \sqrt{R} .

For $\tilde{h}(f)$, the following time-domain waveform (see Eq. (8) in their paper) was adopted in Ref. [3] as

$$\mathcal{M}_{T,I} = \Theta(t, t_0) \mathcal{M}_I(t), \quad (15)$$

where Θ and \mathcal{M}_I denote a smooth cut-off function and the theoretical best-fit waveform for the BBH merger, t_0 is a free parameter, and also they assumed that $R(f)$ is independent of f and $\phi(f) = 0$. Here, we propose two simple alternatives for $\tilde{h}(f)$, which are given by

$$h(t) \propto \frac{e^{-i\omega_{\text{QNM}} \tilde{t}}}{1 + \exp[-2\beta t |\Im(\omega_{\text{QNM}})|]}, \quad (16)$$

with

$$\tilde{t} = \int^t \frac{dt}{1 + \exp[-2\alpha t |\Im(\omega_{\text{QNM}})|]}, \quad (17)$$

and

$$\bar{h}(t) \propto \frac{e^{-i\omega_{\text{QNM}} t}}{1 + \exp[-2\bar{\alpha} t |\Im(\omega_{\text{QNM}})|]}, \quad (18)$$

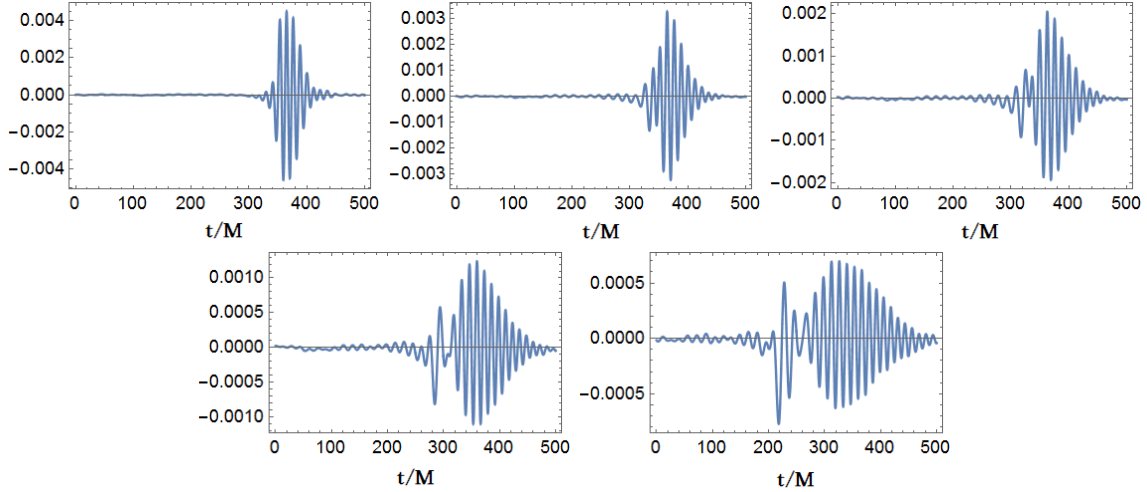


Fig. 3 Example of the waveforms of echoes as a function of time. From the top left to bottom right, 1st, 2nd, 4th, 8th and 16th echoes are presented.

where α and $\bar{\alpha}$ are $O(1)$ model parameters, which control the smoothness of the onset of the quasinormal mode excitation. The parameter $\beta \ll 1$ in the former model is introduced just to eliminate the high frequency tail in the Fourier transform of the waveform caused by the discrete jump between the initial time and final time. The first template given in Eq. (16) phenomenologically takes it into account the expectation that the frequencies of the precursor of the quasinormal mode ringdown are relatively lower.

In Fig. 3, we show an example of the waveforms of echoes. Here, we used h given in Eq. (16) with $\alpha = 1$ and $\beta = 0.1$ as the incident waveform, and q is set to 0.7. The waveform is significantly modified at each bounce. Since the higher frequency components go through the potential barrier easily, and as a result they are quickly lost. As the remaining lower frequency modes do not escape so easily, the change of the amplitude soon slows down as shown in Fig. 4. However, even at this stage the waveform continues to be deformed because of the frequency dependent phase shift.

4. Decline rate From the waveform in Eq. (14), one may think naively that the amplitude of the n -th echo decays like $(\sqrt{R})^n$. However, R is a function of f . After a few bounces the echoes should be dominated by the transition frequency region, where R varies from 0 to unity. Therefore, it is not so straightforward to estimate the expected decline rate of the echoes.

In order to evaluate the decline rate, one may calculate

$$A_n = (h_n | h_n), \quad (19)$$

where the inner product is simply defined by

$$(h | g) := \int df \tilde{h}(f) \tilde{g}^*(f), \quad (20)$$

instead of referring to a specific noise curve since we do not wish to fix the mass of the BH. The slowest decline given by A_n is realized only when we know the exact waveform of

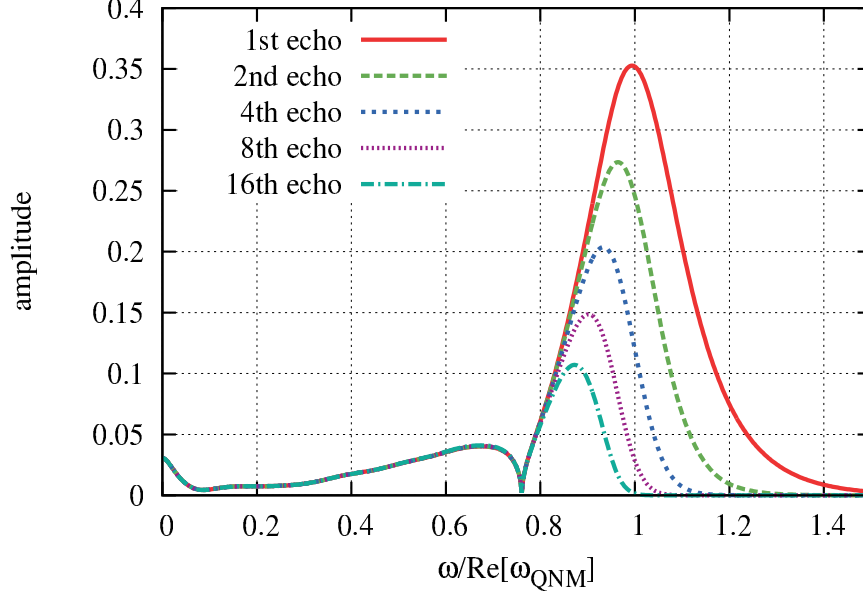


Fig. 4 Amplitude of echoes. The horizontal axis is ω normalized by $\Re(\omega_{\text{QNM}})$. We show the 1st (largest amplitude), 2nd, 4th, 8th and 16th (smallest one) echoes here. Although we observe the tiny super-radiant excess in the lower frequency region, we ignore it to prepare the templates for echoes.

the echoes. In reality, we can at most give a naive guess for the waveform of the echoes. To simulate such a situation, as a template waveform, we adopt an alternative guess of the waveform \bar{h}_n given in Eq. (18) with $\bar{\alpha} = 5$ and with the same quasinormal mode frequency as the incident waveform. The phase shift at each bounce is approximated with a linear function $\phi(f) = \phi_0 + \phi_1 f$. ϕ_1 can be absorbed by the parameter Δt . Hence, this waveform has two parameters to determine from the fitting with data. With this choice, we evaluate

$$B_n = (h_n | \bar{h}_n), \quad (21)$$

marginalizing ϕ_0 and Δt to maximize

$$\rho_B = \sum_n (h_n | \bar{h}_n) / \sqrt{\left(\sum_n (h_n | h_n) \right) \left(\sum_n (\bar{h}_n | \bar{h}_n) \right)}. \quad (22)$$

For comparison, we consider

$$C_n = (h_n | \bar{h}'_n), \quad (23)$$

with

$$\bar{h}'_n(t) = \gamma^n \bar{h}_1(t - n\Delta t), \quad (24)$$

which may mimic the template used in the analysis in Ref. [3]. In this template the parameters γ and Δt are marginalized to maximize

$$\rho_C = \sum_n (h_n | \bar{h}'_n) / \sqrt{\left(\sum_n (h_n | h_n) \right) \left(\sum_n (\bar{h}'_n | \bar{h}'_n) \right)}. \quad (25)$$

In the actual computation, we truncated the echoes at 30 times.

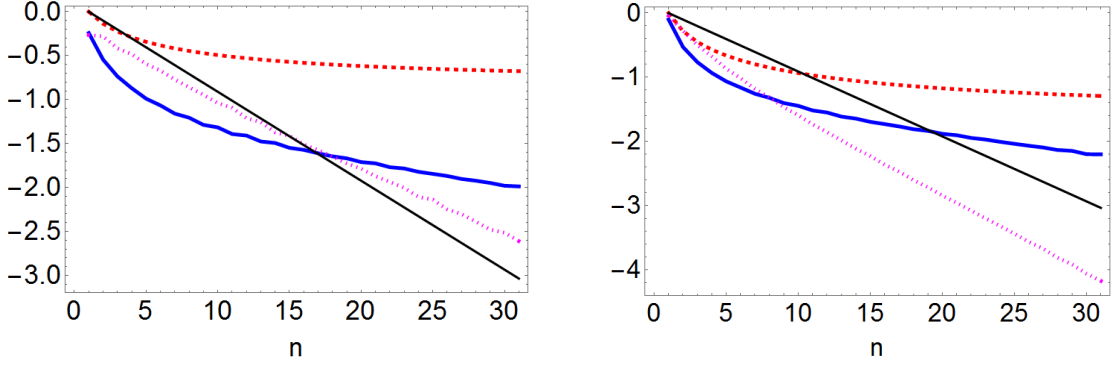


Fig. 5 $\log_{10} A_n$ (red dashed curve), $\log_{10} B_n$ (blue thick curve) and $\log_{10} C_n$ (magenta dotted curve) as well as the decline rate $\log_{10}(0.89)^{2n}$ suggested by the analysis in Ref. [3]. (black line) are plotted. The left pannel is for $\alpha = 0.5$ while the right pannel is for $\alpha = 1.0$.

In Fig. 5, we give plots of A_n (red dashed curve), B_n (blue thick curve) and C_n (magenta dotted curve) as well as the decline rate $(0.89)^{2n}$ (black line) suggested by the analysis in Ref. [3]. For the left and right panels α in h is set to 0.5 and 1.0, respectively. The decline rate suggested by the slope of B_n is shallower than $(0.89)^{2n}$, while that of C_n is slightly shallower for $\alpha = 0.5$ but slightly steeper for $\alpha = 1.0$. In both cases C_n is larger than B_n for small n because the template with the frequency dependent reflection rate in the calculation of B_n gives larger signal-to-noise ratio from the contribution at larger n .

In the above setup we obtained

$$\begin{aligned} \rho_B &= 0.493, & \rho_C &= 0.443. & (\text{for } \alpha = 0.5) \\ \rho_B &= 0.729, & \rho_C &= 0.662. & (\text{for } \alpha = 1.0) \end{aligned} \quad (26)$$

The value of γ that maximizes ρ_C is $\gamma = 0.89$ for $\alpha = 0.5$, which is reduced to 0.81 for $\alpha = 1.0$. Although the difference in the signal-to-noise ratio between ρ_B and ρ_C is small, there is a chance that the signal becomes slightly more significant (typically about 10%) without increasing the number of parameters if we use the templates that takes into account the reflection rate. In that case, the damping of the amplitude of echoes is expected to be even slower.

5. Summary In this paper, we have proposed a possible improvement of the GW template for the BH echoes, motivated by the solution of perturbation equation with a completely reflecting boundary placed near the horizon. Although the nature of the boundary is unknown, it seems natural to assume that there is no complicated frequency dependence of the phase shift within the narrow frequency band relevant for the BH echoes. Under this assumption, we can give a template which properly takes into account the reflection rate at the angular momentum barrier, without increasing the number of tunable free parameters. The proposed template for echoes is given in a simple analytic form, once the waveform of the incident ingoing wave is provided.

Acknowledgment This work was supported by MEXT Grant-in-Aid for Scientific Research on Innovative Areas, “New Developments in Astrophysics Through Multi-Messenger Observations of Gravitational Wave Sources”, Nos. 24103001 (TT) and 24103006 (HN, TT), by the Grant-in-Aid from the Ministry of Education, Culture, Sports, Science and Technology (MEXT) of Japan No. 15H02087 (TT), and by JSPS Grant-in-Aid for Scientific Research (C), No. 16K05347 (HN) and No. 16K05356 (NS).

References

- [1] B. P. Abbott *et al.* [LIGO Scientific and Virgo Collaborations], Phys. Rev. D **93**, 122003 (2016) [arXiv:1602.03839 [gr-qc]].
- [2] B. P. Abbott *et al.* [LIGO Scientific and Virgo Collaborations], Phys. Rev. Lett. **116**, 241103 (2016) [arXiv:1606.04855 [gr-qc]].
- [3] J. Abedi, H. Dykaar and N. Afshordi, arXiv:1612.00266 [gr-qc].
- [4] B. P. Abbott *et al.* [LIGO Scientific and Virgo Collaborations], Phys. Rev. X **6**, 041015 (2016) [arXiv:1606.04856 [gr-qc]].
- [5] V. Cardoso, E. Franzin and P. Pani, Phys. Rev. Lett. **116**, 171101 (2016) Erratum: [Phys. Rev. Lett. **117**, 089902 (2016)] [arXiv:1602.07309 [gr-qc]].
- [6] V. Cardoso, S. Hopper, C. F. B. Macedo, C. Palenzuela and P. Pani, Phys. Rev. D **94**, no. 8, 084031 (2016) [arXiv:1608.08637 [gr-qc]].
- [7] J. D. Bekenstein, Lett. Nuovo Cimento **11**, 467 (1974).
- [8] V. F. Mukhanov, JETP Lett. **44**, 63 (1986) [Pisma Zh. Eksp. Teor. Fiz. **44**, 50 (1986)].
- [9] C. Barcelo, R. Carballo-Rubio and L. J. Garay, arXiv:1701.09156 [gr-qc].
- [10] G. Ashton *et al.*, arXiv:1612.05625 [gr-qc].
- [11] J. Abedi, H. Dykaar and N. Afshordi, arXiv:1701.03485 [gr-qc].
- [12] R. P. Kerr, Phys. Rev. Lett. **11**, 237 (1963).
- [13] J. L. Friedman, Comm. Math. Phys. **63**, 243 (1978),
- [14] A. Vilenkin, Phys. Lett. **78B**, 301 (1978).
- [15] S. A. Teukolsky, Phys. Rev. Lett. **29**, 1114 (1972).
- [16] S. A. Teukolsky, Astrophys. J. **185**, 635 (1973).
- [17] W. H. Press and S. A. Teukolsky, Astrophys. J. **185**, 649 (1973).
- [18] S. A. Teukolsky and W. H. Press, Astrophys. J. **193**, 443 (1974).
- [19] M. Sasaki and T. Nakamura, Phys. Lett. A **89**, 68 (1982).
- [20] M. Sasaki and T. Nakamura, Prog. Theor. Phys. **67**, 1788 (1982).
- [21] T. Nakamura and M. Sasaki, Phys. Lett. A **89**, 185 (1982).
- [22] V. Cardoso, P. Pani, M. Cadoni and M. Cavaglia, Phys. Rev. D **77**, 124044 (2008) [arXiv:0709.0532 [gr-qc]].
- [23] V. Cardoso, P. Pani, M. Cadoni and M. Cavaglia, Class. Quant. Grav. **25**, 195010 (2008) [arXiv:0808.1615 [gr-qc]].
- [24] P. Pani, E. Barausse, E. Berti and V. Cardoso, Phys. Rev. D **82**, 044009 (2010) [arXiv:1006.1863 [gr-qc]].
- [25] R. Brito, V. Cardoso and P. Pani, Lect. Notes Phys. **906**, pp.1 (2015) [arXiv:1501.06570 [gr-qc]].
- [26] C. S. Reynolds, Space Sci. Rev. **183**, 277 (2014). [arXiv:1302.3260 [astro-ph.HE]].
- [27] E. Maggio, P. Pani and V. Ferrari, arXiv:1703.03696 [gr-qc].
- [28] R. H. Price and G. Khanna, arXiv:1702.04833 [gr-qc].