

EQUIVALENCE CLASSES OF MESH PATTERNS WITH A DOMINATING PATTERN

MURRAY TANNOCK, HENNING ULFARSSON

School of Computer Science, Reykjavik University, Reykjavik, Iceland

ABSTRACT. Two mesh patterns are coincident if they are avoided by the same set of permutations, and are Wilf-equivalent if they have the same number of avoiders of each length. We provide sufficient conditions for coincidence of mesh patterns, when only permutations also avoiding a longer classical pattern are considered. Using these conditions we completely classify coincidences between families containing a mesh pattern of length 2 and a classical pattern of length 3. Furthermore, we completely Wilf-classify mesh patterns of length 2 inside the class of 231-avoiding permutations.

Keywords: permutation, pattern, mesh pattern, pattern coincidence

1. INTRODUCTION

The study of permutation patterns began as a result of Knuth's statements on stack sorting in *The Art of Computer Programming* [10, p. 243, Ex. 5,6]. The original concept—a subsequence of symbols having a particular relative order, now known as classical patterns—has been expanded to a variety of definitions. Babson and Steingrímsson [1] considered *vincular* patterns (also known as *generalised* or *dashed* patterns) where two adjacent entries in the pattern can be required to be adjacent in the permutation. Bousquet-Mélou, Claesson, Dukes, *et al.* [3] look at classes of patterns where entries can also be required to be consecutive in value, these are called *bivincular* patterns. *Bruhat-restricted* patterns were studied by Woo and Yong [11] to establish necessary conditions for a Schubert variety to be Gorenstein. These definitions are subsumed under the definition of *mesh patterns*, introduced by Brändén and Claesson [4] to capture explicit expansions for certain permutation statistics.

When considering permutation patterns some of the main questions posed relate to how and when a pattern is avoided by, or contained in, an arbitrary set of permutations. Two patterns π and σ are *Wilf-equivalent* if the number of permutations that avoid π of length n is equal to the number of permutations that avoid σ of length n . A stronger equivalence condition is that of *coincidence*, where the set of permutations avoiding π is exactly equal to the set of permutations avoiding σ . Avoiding pairs of patterns of the same

E-mail address: murray14@ru.is, henningu@ru.is.

2010 *Mathematics Subject Classification.* Primary: 05A05; Secondary: 05A15.

Research partially supported by grant 141761-051 from the Icelandic Research Fund.

length with certain properties has been studied, Claesson and Mansour [6] considered avoiding a pair of vincular patterns of length 3. Bean, Claesson, and Ulfarsson [2] study avoiding a vincular and a covincular pattern simultaneously in order to achieve several counting results. However, little work has been done on avoiding a mesh pattern and a classical pattern simultaneously.

In this work we aim to establish some ground in this field by computing coincidences and Wilf-classes and calculating some of the enumerations of avoiders of a mesh pattern of length 2 and a classical pattern of length 3. We begin by establishing coincidences between mesh patterns of length 2 while avoiding a dominating pattern by computational methods, which are then used to establish three “Dominating Pattern Rules” as well as some special cases that can be used to calculate coincidences.

We then use these coincidence classes to calculate Wilf-equivalence classes showing some of the methods used.

2. MESH PATTERNS

A *permutation* is a bijection from the set $\llbracket n \rrbracket = \{1, \dots, n\}$ to itself. The set of all such bijections is denoted \mathfrak{S}_n and has $n!$ elements. We can denote an individual permutation $\pi \in \mathfrak{S}_n$ in *one-line notation* by writing the entries of the permutation in order, therefore $\pi = \pi(1)\pi(2) \cdots \pi(n)$. The set \mathfrak{S}_0 has exactly one element, the empty permutation ε .

Definition 2.1. Two strings of integers $\alpha_1\alpha_2 \cdots \alpha_n$ and $\beta_1\beta_2 \cdots \beta_n$ are said to be *order isomorphic* if they share the same relative order, *i.e.*, $\alpha_r < \alpha_s$ if and only if $\beta_r < \beta_s$.

The definition of order isomorphism allows us to give the meaning of containment for classical permutation patterns.

Definition 2.2. A permutation $\pi \in \mathfrak{S}_n$ *contains* the permutation $\sigma \in \mathfrak{S}_k$ (denoted $\sigma \leq \pi$) if there is some sequence i_1, i_2, \dots, i_k such that $1 \leq i_1 < i_2 < \cdots < i_k \leq n$ and the sequence $\pi(i_1)\pi(i_2) \cdots \pi(i_k)$ is order isomorphic to $\sigma(1)\sigma(2) \cdots \sigma(k)$. If this is the case the sequence $\pi(i_1)\pi(i_2) \cdots \pi(i_k)$ is called an *occurrence* of σ in π . If π does not contain σ , we say that π *avoids* σ . In this context σ is called a (*classical*) *permutation pattern*.

Example 2.3. The permutation $\pi = 24153$ contains the pattern $\sigma = 231$, since the second, fourth and fifth elements (453) are order isomorphic to 231. The permutation also contains the occurrence 241 of the same pattern. The permutation 24153 avoids the pattern 321.

We denote the set of permutations of length n avoiding a pattern σ as $\text{Av}_n(\sigma)$ and let $\text{Av}(\sigma) = \bigcup_{i=0}^{\infty} \text{Av}_i(\sigma)$.

We can display a permutation graphically in a *plot*, where we display the points $G(\pi) = \{(i, \pi(i)) \mid i \in \llbracket n \rrbracket\}$ in a Cartesian coordinate system. The plots of the permutations $\pi = 24153$ and $\sigma = 231$ can be seen in Figure 1. Figure 2 shows the containment of σ in π as in Example 2.3.

The boxes in the plot of a permutation are denoted by $[i, j]$, where the point (i, j) is the lower left corner of the box.

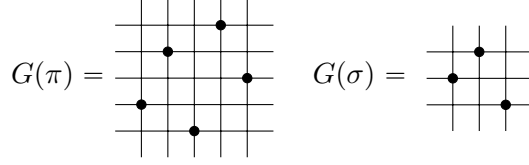
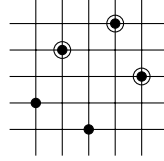
FIGURE 1. The plots of the permutations π and σ .

FIGURE 2. The occurrence of 231 in 24153 corresponding to 453.

Definition 2.4. A *mesh pattern* is a pair

$$p = (\tau, R) \text{ with } \tau \in \mathfrak{S}_k \text{ and } R \subseteq [0, k] \times [0, k].$$


Formally defined by Brändén and Claesson [4], an *occurrence* of p in π is a subset ω of the plot of π , $G(\pi) = \{(i, \pi(i)) \mid i \in [n]\}$ such that there are order-preserving injections $\alpha, \beta : [k] \mapsto [n]$ satisfying the following two conditions. Firstly, ω is an occurrence of τ in the classical sense

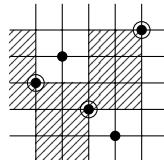
- i. $\omega = \{(\alpha(i), \beta(j)) : (i, j) \in G(\tau)\}$.

Define $R_{ij} = [\alpha(i) + 1, \alpha(i + 1) - 1] \times [\beta(j) + 1, \beta(j + 1) - 1]$ for $i, j \in [0, k]$ where $\alpha(0) = \beta(0) = 0$ and $\alpha(k + 1) = \beta(k + 1) = n + 1$. Then the second condition is

- ii. if $[i, j] \in R$ then $R_{ij} \cap G(\pi) = \emptyset$.

We call R_{ij} the *region corresponding to $[i, j]$* .

Example 2.5. The pattern $p = (213, \{[0, 1], [0, 2], [1, 0], [1, 1], [2, 1], [2, 2]\}) =$  is contained in $\pi = 34215$. Let us consider the plot for the permutation π . The subsequence 325 is an occurrence of 213 in the classical sense and the remaining points of π are not contained in the regions corresponding to the shaded boxes in p .





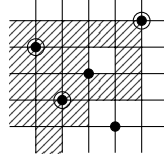
The subsequence 325 is therefore an occurrence of the pattern p in π .

We denote the avoidance sets for mesh patterns in the same way as for classical patterns. Given a mesh pattern $p = (\sigma, R)$ we say that σ is the *underlying classical pattern* of p .

We define containment of a mesh pattern p in another mesh pattern q as above, with the additional condition that if $[i, j] \in R$ then R_{ij} is contained in the mesh set of q . More formally:

Definition 2.6. A mesh pattern $q = (\kappa, T)$ *contains* a mesh pattern $p = (\tau, R)$ as a *subpattern* if κ contains p and $\left(\bigcup_{[i,j] \in R} R_{ij}\right) \subseteq T$.

Example 2.7. The pattern $p = (213, \{[0, 1], [0, 2], [1, 0], [2, 2]\}) =$ 
is contained in the pattern $q =$  as a subpattern. The highlighted points form an occurrence of p in q



The permutation 42315 also contains p in the usual sense.

3. COINCIDENCES BETWEEN MESH PATTERNS UNDER A DOMINATING PATTERN

Coincidences among small mesh patterns have been considered by Claesson, Tenner, and Ulfarsson [7], in which the authors use the Simultaneous Shading Lemma, a closure result and one special case to fully classify coincidences among mesh patterns of length 2.

Recall that two patterns λ and γ are considered *coincident* if the set of permutations that avoid λ is the same as the set of permutations that avoid γ , *i.e.*, $\text{Av}(\lambda) = \text{Av}(\gamma)$. This is equivalent to λ and γ being contained in the same set of permutations, *i.e.*, $\text{Cont}(\lambda) = \text{Cont}(\gamma)$.

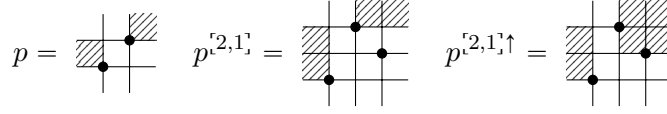
We will consider the avoidance sets $\text{Av}(\pi, p)$ where π is a fixed classical pattern of length 3 and p is a mesh pattern of length 2 that varies. The classical pattern π will be called the *dominating pattern*. Given such a dominating pattern π we will write $p_1 \cong_{\pi} p_2$ if for the mesh patterns, p_1 and p_2 , the sets $\text{Av}(\pi, p_1)$ and $\text{Av}(\pi, p_2)$ are equal. If this is the case we say the two mesh patterns are *coincident under π* .

Our first step is to calculate whether $\text{Av}(\pi, p_1)$ and $\text{Av}(\pi, p_2)$ are equal up to permutations of length 11 computationally, if they are we write $p_1 \cong_{\pi}^{\text{comp}} p_2$. The equivalence relation \cong_{π} is a refinement of the equivalence relation $\cong_{\pi}^{\text{comp}}$, and therefore the \cong_{π} -equivalence classes form partitions of the $\cong_{\pi}^{\text{comp}}$ -equivalence classes.

We then prove three propositions called “Dominating Pattern Rules”, if the First Dominating Pattern Rule shows that $p_1 \cong_{\pi} p_2$ then we write $p_1 \cong_{\pi}^{(1)} p_2$. If a combination of the First and Second Dominating Pattern Rules show that $p_1 \cong_{\pi} p_2$ then we write $p_1 \cong_{\pi}^{(2)} p_2$; similarly we write $p_1 \cong_{\pi}^{(3)} p_2$ if a combination of all three rules shows coincidence. These three equivalence relations are successive refinements of \cong_{π} . For future reference we record the following:

Note 3.1. If we find that $\cong_{\pi}^{(i)}$, for $i = 1, 2$, or 3 , equals $\cong_{\pi}^{\text{comp}}$ then the equivalence relations $\cong_{\pi}^{(i)}$, \cong_{π} , and $\cong_{\pi}^{\text{comp}}$ are all equal.

In order to describe the rules it is useful to have a notion for inserting points, ascents, and descents into a mesh pattern.

FIGURE 3. The result of inserting a point into $p = (12, \{[0, 1], [2, 2]\})$

Definition 3.2. Let $p = (\tau, R)$ be a mesh pattern of length n such that $[i, j] \notin R$. We define a mesh pattern $p^{[i,j]} = (\tau', R')$ of length $n + 1$ as the pattern where a point is *inserted* into the box $[i, j]$ in $G(p)$. Formally the new underlying classical pattern is defined by

$$\tau'(k) = \begin{cases} j + 1 & \text{if } k = i + 1 \\ \tau(k) & \text{if } \tau(k) \leq j \text{ and } k \leq i \\ \tau(k) + 1 & \text{if } \tau(k) > j \text{ and } k \leq i \\ \tau(k) - 1 & \text{if } \tau(k) \leq j \text{ and } k > i + 1 \\ \tau(k) - 1 + 1 & \text{if } \tau(k) > j \text{ and } k > i + 1 \end{cases}$$

While the mesh becomes

$$\begin{aligned} R' = & \{[k, \ell] \mid k \leq i, \ell \leq j, [k, \ell] \in R\} \cup \\ & \{[k, \ell] \mid k \leq i, \ell > j, [k, \ell - 1] \in R\} \cup \\ & \{[k, \ell] \mid k > i, \ell \leq j, [k - 1, \ell] \in R\} \cup \\ & \{[k, \ell] \mid k > i, \ell > j, [k - 1, \ell - 1] \in R\} \end{aligned}$$

In addition, we give the following definitions:

Definition 3.3. Let $p = (\tau, R)$ be a mesh pattern of length n such that $[i, j] \notin R$ and $p^{[i,j]} = (\tau', R')$ is as defined in Definition 3.2. We define the following four modifications of $p^{[i,j]}$.

$$\begin{aligned} p^{[i,j]\uparrow} &= (\tau', R' \cup \{[i, j + 1], [i + 1, j + 1]\}) \\ p^{\overrightarrow{[i,j]}} &= (\tau', R' \cup \{[i + 1, j], [i + 1, j + 1]\}) \\ p^{[i,j]\downarrow} &= (\tau', R' \cup \{[i, j], [i + 1, j]\}) \\ p^{\overleftarrow{[i,j]}} &= (\tau', R' \cup \{[i, j], [i, j + 1]\}) \end{aligned}$$

Informally, these are considering the topmost, rightmost, leftmost, or bottommost point in $[i, j]$. We collect the resulting mesh patterns in a set

$$p^{[i,j]\star} = \{p^{[i,j]}, p^{\overrightarrow{[i,j]}}, p^{\overleftarrow{[i,j]}}, p^{[i,j]\uparrow}, p^{[i,j]\downarrow}\}$$

See Figure 3 for an example of adding a point into a mesh pattern.

Definition 3.4. Let $p = (\tau, R)$ be a mesh pattern of length n such that $[i, j] \notin R$. We define a mesh pattern $p^{[i,j]_a} = (\tau', R')$ (respectively, $p^{[i,j]_d}$) of length $n + 2$ as the pattern where an ascent (respectively descent) is *inserted* into the box $[i, j]$ in $G(p)$. Formally the new underlying classical pattern is

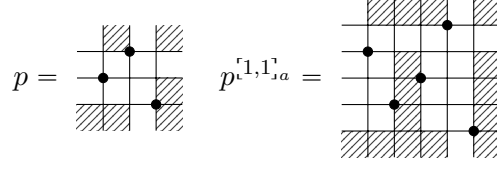


FIGURE 4. The result of inserting an ascent into $p = (231, \{[0, 0], [1, 0], [1, 3], [3, 0], [3, 1], [3, 3]\})$

defined by

$$\tau'(k) = \begin{cases} j+t & \text{if } k = i+t, t \in \{1, 2\} \\ \tau(k) & \text{if } \tau(k) \leq j \text{ and } k \leq i \\ \tau(k) + 2 & \text{if } \tau(k) > j \text{ and } k \leq i \\ \tau(k-2) & \text{if } \tau(k) \leq j \text{ and } k > i+2 \\ \tau(k-2) + 2 & \text{if } \tau(k) > j \text{ and } k > i+2 \end{cases}$$

The ordering of the top branch determines whether an ascent(or descent) is added.

The mesh becomes

$$\begin{aligned} R' = & \{[k, \ell] \mid k \leq i, \ell \leq j, [k, \ell] \in R\} \cup \\ & \{[k, \ell] \mid k \leq i, \ell > j, [k, \ell-2] \in R\} \cup \\ & \{[k, \ell] \mid k > i, \ell \leq j, [k-2, \ell] \in R\} \cup \\ & \{[k, \ell] \mid k > i, \ell > j, [k-2, \ell-2] \in R\} \cup \\ & \{[i+1, j], [i+1, j+1], [i+1, j+2]\} \end{aligned}$$

meaning that the ascent (or descent) is not allowed to be split in the box.

An example of adding an ascent to a mesh pattern can be seen in Figure 4.

We now attempt to fully classify coincidences in families characterised by avoidance of a classical pattern of length 3 and a mesh pattern of length 2, that is finding and explaining all coincidences between mesh patterns m and m' , $m \cong_{\pi} m'$, where π is a classical pattern of length 3.

It can be easily seen that in order to classify coincidences one need only consider coincidences within the family of mesh patterns with the same underlying classical pattern, this is due to the fact that $21 \in \text{Av}((12, R))$ and $12 \in \text{Av}(\{(21, R)\})$ for all mesh-sets R .

We know that there are a total of 512 mesh-sets for each underlying classical pattern. By use of the previous results of Claesson, Tenner, and Ulfarsson [7] the number of coincidence classes can be reduced to 220.

3.1. Coincidence classes of $\text{Av}(\{321, (21, R)\})$. Through experimentation, considering avoidance of permutations up to length 11, we discover that there are $29 \cong_{321}^{\text{comp}}$ -equivalence classes where the underlying classical pattern of the mesh pattern is 21.

Proposition 3.5 (First Dominating Pattern Rule). Given two mesh patterns $m_1 = (\sigma, R_1)$ and $m_2 = (\sigma, R_2)$, and a dominating classical pattern $\pi = (\pi, \emptyset)$ such that $|\pi| \leq |\sigma| + 1$, then $m_1 \cong_\pi m_2$ if

- (1) The mesh set $R_2 = R_1 \cup \{[a, b]\}$
- (2) $\pi \leq \sigma^{[a, b]}$

This rule can be understood in graphical form. In the pattern in Figure 5 we can gain shading in the boxes $[0, 2]$, $[2, 0]$ since if there is a point in either of these boxes there would be an occurrence of the dominating pattern 321.

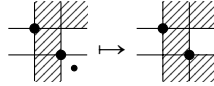


FIGURE 5. Visual depiction of first dominating pattern rule.

In order to prove the proposition we must first make the following note.

Note 3.6. Let $R_1 \subseteq R_2$. Then any occurrence of (τ, R_2) in a permutation is an occurrence of (τ, R_1) .

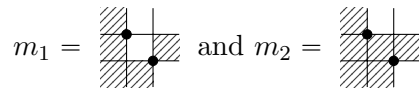
Proof of Proposition 3.5. Since R_1 is a subset of R_2 , Note 3.6 implies that $\text{Av}(\{\pi, m_1\}) \subseteq \text{Av}(\{\pi, m_2\})$.

Now we consider a permutation $\omega \in \text{Av}(\pi)$, containing an occurrence of m_1 . If there is a point in the region corresponding to the box $[a, b]$, then that point, along with the points of the occurrence of m_1 , form an occurrence of $\sigma^{[a, b]}$. Then condition (2) of the proposition implies an occurrence of π . Therefore there can be no points in this region, which implies the occurrence of m_1 is an occurrence of m_2 . Hence every occurrence of m_1 is in fact an occurrence of m_2 , and we have that $\text{Av}(\{\pi, m_2\}) \subseteq \text{Av}(\{\pi, m_1\})$.

Taking both directions of the containment we can therefore draw the conclusion that $m_1 \cong_\pi m_2$. \square

After implementing the First Dominating Pattern Rule we find that there are $29 \cong_{321}^{(1)}$ -equivalence classes, of mesh patterns where the underlying classical pattern is 21. By Note 3.1 there are therefore exactly $29 \cong_{321}$ -equivalence classes.

3.2. Coincidence classes of $\text{Av}(\{231, (21, R)\})$. By application of First Dominating Pattern Rule we obtain $43 \cong_{231}^{(1)}$ -equivalence classes between mesh patterns with 21 as an underlying classical pattern. Experimentation shows that there are $39 \cong_{231}^{\text{comp}}$ -equivalence classes between mesh patterns with 21 as an underlying classical pattern, for example the following two patterns are in the same $\cong_{231}^{\text{comp}}$ -equivalence class, but this is not explained by the First Dominating Pattern Rule.



Consider an occurrence of m_1 in a permutation in $\text{Av}(231)$, consisting of elements x and y . If the region corresponding to the box $[1, 1]$ is empty we have an occurrence of m_2 . Otherwise, if there is any ascent in this box then

we would have an occurrence of 231, however, since the permutation is in $\text{Av}(231)$ this is not possible. This box must therefore contain a (non-empty) decreasing subsequence. This gives rise to the following lemma:

Lemma 3.7. Let $m = (\sigma, R)$ be a mesh pattern, where $[a, b] \notin R$, and $\pi = (\pi, \emptyset)$ be a dominating classical pattern. If $\pi \leq m^{[a, b]_a}$ ($\pi \leq m^{[a, b]_d}$), then in any occurrence of m in a permutation ϱ , the region corresponding to the box $[a, b]$ can only contain an decreasing (increasing) subsequence of ϱ .

The proof is analogous to the proof of Proposition 3.5.

Going back to our example mesh patterns



we know that the region corresponding to the box $[1, 1]$ contains a decreasing subsequence. If we let z be the topmost point in this decreasing subsequence, then xz is an occurrence of m_2 . This shows that our two example patterns are coincident. This example generalises into the following rule.

Proposition 3.8 (Second Dominating Pattern Rule). Given two mesh patterns $m_1 = (\sigma, R_1)$ and $m_2 = (\sigma, R_2)$, and a dominating classical pattern $\pi = (\pi, \emptyset)$ such that $|\pi| \leq |\sigma| + 2$, then $m_1 \cong_\pi m_2$ if

- (1) The mesh set $R_2 = R_1 \cup \{[a, b]\}$
- (2) Any one of the following four conditions hold
 - (a) $\pi \leq \sigma^{[a, b]_a}$ and
 - (i) $(a+1, b) \in \sigma$ and $[a+1, b-1] \notin R_1$ and
$$\begin{aligned} [x, b-1] \in R_1 &\implies [x, b] \in R_1 \text{ (where } x \neq a, a+1 \text{) and} \\ [a+1, y] \in R_1 &\implies [a, y] \in R_1 \text{ (where } y \neq b-1, b \text{).} \end{aligned}$$
 - (ii) $(a, b+1) \in \sigma$ and $[a-1, b+1] \notin R_1$ and
$$\begin{aligned} [x, b+1] \in R_1 &\implies [x, b] \in R_1 \text{ (where } x \neq a-1, a \text{) and} \\ [a-1, y] \in R_1 &\implies [a, y] \in R_1 \text{ (where } y \neq b, b+1 \text{).} \end{aligned}$$
 - (b) $\pi \leq \sigma^{[a, b]_d}$ and
 - (i) $(a+1, b+1) \in \sigma$ and $[a+1, b+1] \notin R_1$ and
$$\begin{aligned} [x, b+1] \in R_1 &\implies [x, b] \in R_1 \text{ (where } x \neq a, a+1 \text{) and} \\ [a+1, y] \in R_1 &\implies [a, y] \in R_1 \text{ (where } y \neq b, b+1 \text{).} \end{aligned}$$
 - (ii) $(a, b) \in \sigma$ and $[a-1, b-1] \notin R_1$ and
$$\begin{aligned} [x, b-1] \in R_1 &\implies [x, b] \in R_1 \text{ (where } x \neq a-1, a \text{) and} \\ [a-1, y] \in R_1 &\implies [a, y] \in R_1 \text{ (where } y \neq b-1, b \text{).} \end{aligned}$$

Proof. By Note 3.6 we only need to show that an occurrence of m_1 implies an occurrence of m_2 . We consider taking the first branch of every choice in condition (2). Consider a permutation $\omega \in \text{Av}(\pi)$. Suppose ω contains m_1 and consider the region corresponding to $[a, b]$ in R_1 . If the region is empty, the occurrence of m_1 is trivially an occurrence of m_2 .

If the region is non-empty, then by Lemma 3.7 and condition (2a) of the proposition it must contain a decreasing subsequence. We can choose the topmost point in the region to replace the corresponding point in the mesh pattern and the points from the subsequence are now in the box southeast of the point.

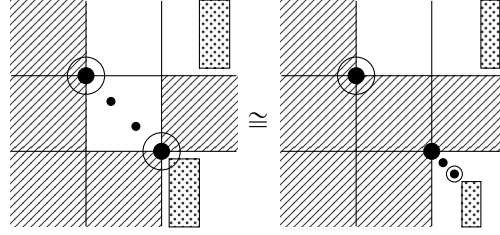


FIGURE 6. A depiction of the second dominating pattern rule using our example patterns.

The conditions on the mesh ensure that no elements of the permutation that were inside a region corresponding to an unshaded box in the occurrence of m_1 would be in a region corresponding to a shaded box in an occurrence of m_2 .

Hence there are no points in the region corresponding to the box $[a, b]$ in the mesh pattern, and therefore we can shade this region. This implies that every occurrence of m_1 in $\text{Av}(\pi)$ can be modified into an occurrence of m_2 so $\text{Av}(\{\pi, m_2\}) \subseteq \text{Av}(\{\pi, m_1\})$.

Similar arguments cover the remainder of the branches. \square

This proposition essentially states that we slide all of the points in the box we desire to shade diagonally, and chose the topmost/bottommost point to replace the original point in the mesh pattern. Figure 6 show how the cases apply to a general container of m_1 to transform it into a container of m_2 , the circled points are the same points in the permutation.

After implementing the Second Dominating Pattern Rule we find that there are $39 \cong_{231}^{(2)}$ -equivalence classes, of mesh patterns where the underlying classical pattern is 21. By Note 3.1 there are therefore exactly $39 \cong_{231}$ -equivalence classes.

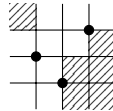
3.3. Coincidence classes of $\text{Av}(\{231, (12, R)\})$. When considering the coincidence classes of $\text{Av}(\{231, (12, R)\})$ we first apply the two Dominating Pattern rules previously established. Starting from 220 classes, we result in $85 \cong_{231}^{(1)}$ -equivalence classes reducing to $59 \cong_{231}^{(2)}$ -equivalence classes, considering mesh patterns with 12 as the underlying classical patterns. However there are $56 \cong_{231}^{\text{comp}}$ -equivalence classes.

For example the patterns

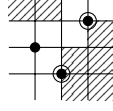
$$m_1 = \begin{array}{|c|c|c|} \hline \text{shaded} & & \\ \hline & \bullet & \\ \hline & & \bullet \\ \hline \end{array} \quad \text{and} \quad m_2 = \begin{array}{|c|c|c|} \hline \text{shaded} & & \\ \hline & \bullet & \\ \hline & & \bullet \\ \hline \end{array}$$

are $\cong_{231}^{\text{comp}}$ -equivalent.

Consider an occurrence of m_1 in a permutation, if the region corresponding to the box $[1, 0]$ is empty then we have an occurrence of m_2 . Now look at the case when this region is not empty, and consider choosing the rightmost point in the region. This gives us an occurrence of the following mesh pattern.



By application of First Dominating Pattern Rule we obtain the following mesh pattern



The highlighted points are an occurrence of the mesh pattern m_2 . This gives rise to the following rule:

Proposition 3.9 (Third Dominating Pattern Rule). Given two mesh patterns $m_1 = (\sigma, R_1)$ and $m_2 = (\sigma, R_2)$, and a dominating classical pattern $\pi = (\pi, \emptyset)$, then $m_1 \cong_\pi m_2$ if

- (1) The mesh set $R_2 = R_1 \cup \{^ra, b_1\}$
- (2) One of the patterns in m_1^{a, b_1^*} is coincident with a mesh pattern containing an occurrence of m_2 as a subpattern.

Proof. Note 3.6 implies $\text{Av}(\{\pi, m_1\}) \subseteq \text{Av}(\{\pi, m_2\})$ as before. Now consider a permutation $\omega \in \text{Av}(\pi)$ that contains an occurrence of m_1 . If the region corresponding to the box $[a, b]$ is empty then we have an occurrence of m_2 . By condition 2 of the proposition there exists a pattern r in m_1^{a, b_1^*} such that m_2 is a subpattern in some pattern r' coincident with r . If the region is non-empty then there exists an occurrence of r in ω . Therefore, there is an occurrence of r' in ω , which implies that there is an occurrence of m_2 in ω . Thus $\text{Av}(\{\pi, m_2\}) \subseteq \text{Av}(\{\pi, m_1\})$ and the two patterns are coincident. \square

After implementing the Third Dominating Pattern Rule we find that there are $56 \cong_{231}^{(3)}$ -equivalence classes, of mesh patterns where the underlying classical pattern is 12. By Note 3.1 there are therefore exactly $56 \cong_{231}$ -equivalence classes, since we have observed $56 \cong_{231}^{\text{comp}}$ -equivalence classes through experimentation.

3.4. Coincidence classes of $\text{Av}(\{321, (12, R)\})$. When considering coincidences of mesh patterns with underlying classical pattern 12 in $\text{Av}(321)$ application of the previously established rules gives no coincidences. Through experimentation we discover that there are $7 \cong_{321}^{\text{comp}}$ -equivalence classes that are unexplained. Since the number of coincidences is so small we will reason for these coincidences without attempting to generalise into concrete rules.

Intuitively, it is easy to see why our previous rules have no power here. It is impossible to add a single point to a mesh pattern $(12, R)$ and create an occurrence of $\pi = 321$. It is also impossible to have a position where addition of an ascent, or descent, provides extra shading power.

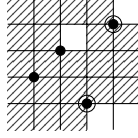
The patterns

$$m_1 = \begin{array}{|c|c|c|} \hline \text{shaded} & \text{shaded} & \text{shaded} \\ \hline \text{shaded} & \bullet & \text{shaded} \\ \hline \text{shaded} & \bullet & \text{shaded} \\ \hline \end{array} \quad \text{and} \quad m_2 = \begin{array}{|c|c|c|} \hline \text{shaded} & \text{shaded} & \text{shaded} \\ \hline \text{shaded} & \bullet & \text{shaded} \\ \hline \text{shaded} & \bullet & \text{shaded} \\ \hline \end{array}$$

are $\cong_{321}^{\text{comp}}$ -equivalent. (There are 3 symmetries of these patterns that are also equivalent to each other by the same reasoning.)

Consider the region corresponding to the box $[0, 1]$ in any occurrence of m_1 in a permutation. By Lemma 3.7 it must contain an increasing subsequence. If the region is empty then we have an occurrence of m_2 . If there is only one point in the region we can choose this point to replace the 1 in the

mesh pattern to get the required shading. If there is more than one point then choosing the two leftmost points gives us the following mesh pattern.



Here the two highlighted points are the original two points. The other two points are an occurrence of the pattern we m_2 , and hence the two patterns are coincident. It is also possible to calculate this coincidence by an extension of the Third Dominating rule, where we allow a sequence of point addition operations, this is discussed further in the future work section. Because of symmetries we have dealt with 4 out of the $7 \cong_{321}^{\text{comp}}$ -equivalence classes.

Now consider the patterns

$$m_1 = \begin{array}{|c|c|} \hline \text{shaded} & \bullet \\ \hline \bullet & \text{shaded} \\ \hline \end{array} \quad \text{and} \quad m_2 = \begin{array}{|c|c|} \hline \text{shaded} & \bullet \\ \hline \bullet & \text{shaded} \\ \hline \end{array}$$

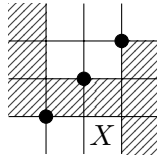
which are $\cong_{321}^{\text{comp}}$ -equivalent.

In order to prove this coincidence we will proceed by mathematical induction on the number of points in the region corresponding to the middle box. We call this number n .

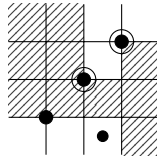
Base Case ($n = 0$): The base case holds since we can freely shade the box if it contains no points.

Inductive Hypothesis ($n = k$): Suppose that we can find an occurrence of the second pattern if we have an occurrence of the first with k points in the middle box.

Inductive Step ($n = k + 1$): Suppose that we have $(k + 1)$ points in the middle box. Choose the bottom most point in the middle box, giving the mesh pattern



Now we need to consider the box labelled X . If this box is empty then we have an occurrence of m_2 and are done. If this box contains any points then we gain some extra shading on the mesh pattern as any points in the boxes $[1, 2]$ and $[1, 3]$ would create an occurrence of the dominating pattern 321



The two highlighted points form an occurrence of m_1 with k points in the middle box, and thus by the Inductive Hypothesis we are done.

By induction we have that every occurrence of m_1 leads to an occurrence of m_2 and by Note 3.6 every occurrence of m_2 is an occurrence of m_1 so the two patterns are coincident. This argument applies to another two pairs of classes. Therefore we have explained all 7 of the coincidences in $\text{Av}(\{321, (12, R)\})$ and there are $213 \cong_{321}$ -equivalence classes.

4. WILF EQUIVALENCES BETWEEN EQUIVALENCE CLASSES

Wilf-equivalence is an important aspect to study in the field of permutation patterns. The original definition is as follows:

Definition 4.1. Two patterns π and σ are said to be *Wilf-equivalent* if for all $k \geq 0$, $|\text{Av}_k(\pi)| = |\text{Av}_k(\sigma)|$. Two sets of permutation patterns R and S are *Wilf-equivalent* if for all $k \geq 0$, $|\text{Av}_k(R)| = |\text{Av}_k(S)|$.

Coincident patterns are trivially Wilf-equivalent: if $\text{Av}_k(R) = \text{Av}_k(S)$ then trivially $|\text{Av}_k(R)| = |\text{Av}_k(S)|$. Coincidence is therefore a stronger equivalence condition than Wilf-equivalence.

When examining Wilf-equivalences we can use a number of symmetries to reduce the amount of work required. It can be seen that the reverse, complement and inverse operations (see Figure 7) preserve enumeration, and therefore classes related by these symmetries are trivially Wilf-equivalent.

$$\begin{aligned} \text{reverse} \left(\begin{array}{|c|c|c|} \hline \bullet & \bullet & \\ \hline \bullet & & \bullet \\ \hline \bullet & & \bullet \\ \hline \end{array} \right) &= \begin{array}{|c|c|c|} \hline \bullet & & \bullet \\ \hline \bullet & \bullet & \\ \hline \bullet & & \bullet \\ \hline \end{array} \\ \text{complement} \left(\begin{array}{|c|c|c|} \hline \bullet & \bullet & \\ \hline \bullet & & \bullet \\ \hline \bullet & & \bullet \\ \hline \end{array} \right) &= \begin{array}{|c|c|c|} \hline \bullet & & \bullet \\ \hline \bullet & \bullet & \\ \hline \bullet & & \bullet \\ \hline \end{array} \\ \text{inverse} \left(\begin{array}{|c|c|c|} \hline \bullet & \bullet & \\ \hline \bullet & & \bullet \\ \hline \bullet & & \bullet \\ \hline \end{array} \right) &= \begin{array}{|c|c|c|} \hline \bullet & & \bullet \\ \hline \bullet & \bullet & \\ \hline \bullet & & \bullet \\ \hline \end{array} \end{aligned}$$

FIGURE 7. The operations reverse, complement and inverse for the pattern 231

Since we will consider Wilf-equivalences in a set $\text{Av}(S)$ we must only use symmetries that preserve the dominating pattern(s) in S , if we were to allow other symmetries, then the equivalences calculated in the previous section do not necessarily hold.

In the remainder of the paper we will consider Wilf-equivalences of patterns whilst avoiding the *dominating pattern* 231, if two patterns p_1 and p_2 are Wilf-equivalent we will denote this $p_1 \stackrel{\text{w}}{\cong}_{231} p_2$, similarly when computational methods indicate that two patterns are Wilf equivalent under 231 we write $p_1 \stackrel{\text{w, comp}}{\cong}_{231} p_2$. We will use \mathcal{C} to denote $\text{Av}(231)$ and $C(x)$ will be the usual Catalan generating function satisfying $C(x) = 1 + xC(x)^2$. The fact that $C(x)$ is the generating function for \mathcal{C} can be seen by structural decomposition around the maximum, as shown in Figure 8.

The elements to the left of the maximum, A , have the structure of a 231 avoiding permutation, and the elements to the right of the maximum, B , also have the structure of a 231 avoiding permutation. Furthermore, all the elements in A lie below all of the elements in B . We call A the *lower-left section* and B the *upper-right section*.

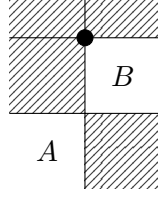


FIGURE 8. Structural decomposition of a non-empty avoider of 231

We can also decompose a permutation avoiding 231 around the leftmost point, giving a similar figure.

4.1. Wilf-classes with mesh patterns of length 1. When considering the mesh patterns of length 2 it will be useful to know the Wilf-equivalence classes of the mesh patterns of length 1 inside $\text{Av}(231)$, this means that we are considering the \cong_{231}^w -equivalence classes of mesh patterns with underlying classical pattern 1.

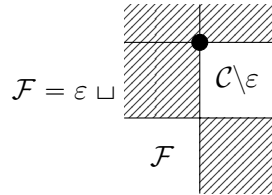
The patterns in the following set are coincident,

$$\left\{ \begin{array}{c} \text{+}, \text{+}, \text{+}, \text{+}, \text{+}, \\ \text{+}, \text{+}, \text{+}, \text{+}, \text{+} \end{array} \right\}$$

due to the fact that every permutation, except the empty permutation, must contain an occurrence of all of these patterns.

The pattern + is in its own \cong_{231}^w -equivalence class since the only permutation containing it is the permutation 1. The avoiders of this pattern therefore have generating function $E(x) = C(x) - x$.

The pattern $p = \text{+}$ is one of the quadrant marked mesh patterns studied by Kitaev, Rémel, and Tiefenbruck [9]. Alternatively we can enumerate avoiders of p by decomposing a non-empty avoider of p around the maximum element in order to give the following structural decomposition.



If the upper-right section was empty the maximum would create an occurrence of the pattern, however no points in this section can create an occurrence since the maximum lies in a region corresponding to the shading in p , so we can use any avoider of 231. The lower-left section however can create occurrences of p and therefore must also avoid p , as well as 231. This gives the generating function of avoiders to be the function $F(x)$ satisfying

$$F(x) = 1 + xF(x)(C(x) - 1)$$

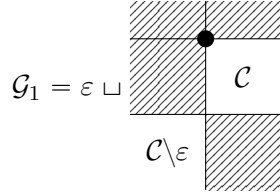
Solving for F gives

$$F(x) = \frac{1}{1 - x(C(x) - 1)}$$

Calculating coefficients given by this generating function gives the Fine numbers.

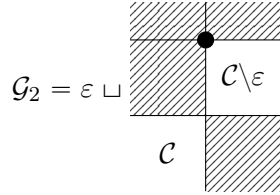
(OEIS: A000957) $1, 0, 1, 2, 6, 18, 57, 186, 622, 2120, 7338, \dots$

It can be shown by use of the Second Dominating Pattern Rule that the patterns \nearrow and $q_1 = \nwarrow$ are coincident under 231. Consider the decomposition of a non-empty avoider of q_1 in $\text{Av}(231)$ around the maximum:



This can be explained succinctly by the fact that a permutation contains q_1 if and only if it starts with its maximum, and by not allowing the lower-left section of the 231 avoider to be empty we prevent an occurrence from ever happening.

Consider $q_2 = \nwarrow$. Avoiding this pattern means that a permutation does not end with its maximum. We can perform a similar decomposition as before to get



The pattern $q_3 = \nearrow$ is the reverse-complement-inverse of q_2 and hence the avoiders of q_2 and q_3 (\mathcal{G}_2 and \mathcal{G}_3) are equinumerous, and so $q_1 \stackrel{\text{w}}{\equiv}_{231} q_2 \stackrel{\text{w}}{\equiv}_{231} q_3$. All of these classes have the same generating function, namely

$$(4.1) \quad G(x) = 1 + xC(x)(C(x) - 1).$$

The coefficients of this generating function are

(OEIS: A000245 with offset 1) $1, 0, 1, 3, 9, 28, 90, 297, 1001, 3432, 11934, \dots$

There is one pattern of length 1 still to consider. The pattern $r = \searrow$ is avoided by all permutations that do not end in their minimum. Any avoider of 231 that ends in its minimum must be a decreasing sequence. Therefore this particular class has equation

$$H(0) = 1, H(x) = C(x) - 1$$

Computing these values gives

(OEIS: A141364) $1, 0, 1, 4, 13, 41, 131, 428, 1429, 4861, 16795, \dots$

5. WILF-CLASSES WITH PATTERNS OF LENGTH 2

From Section 3 we know there are 95 coincidence classes and therefore at most that many Wilf-equivalence classes.

The only symmetry that we are able to consider is *reverse-complement-inverse* as this is the only symmetry that preserves the 231 pattern. Using

this symmetry we can find 61 classes of trivial Wilf-equivalence, these equivalences being explained by either the patterns being coincident in $\text{Av}(231)$, or by one pattern being the reverse-complement-inverse of some other pattern.

Computing avoiders up to length 10 gives $23 \stackrel{\text{w}}{\cong}_{231}^{\text{comp}}$ -equivalence classes, of which 13 are not equal to coincidence classes (after taking symmetries). Therefore there seem to be Wilf-equivalences that are not explained by coincidences or symmetry.

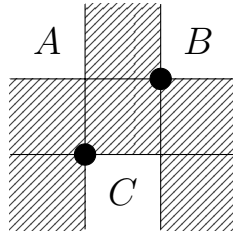
We will use two main methods of establishing these Wilf-equivalences: the structural decomposition of avoiders, via generating functions; or the structure of a general permutation containing the pattern, looking at a particular occurrence of the pattern in a permutation avoiding 231. Sometimes it will be necessary to use both of these methods to consolidate a single Wilf-class.

5.1. The following patterns are in the same $\stackrel{\text{w}}{\cong}_{231}^{\text{comp}}$ -equivalence class

$$(5.1) \quad m_1 = \begin{array}{|c|c|c|} \hline \text{shaded} & \text{shaded} & \text{shaded} \\ \hline \text{shaded} & \bullet & \text{shaded} \\ \hline \text{shaded} & \bullet & \text{shaded} \\ \hline \end{array}, m_2 = \begin{array}{|c|c|c|} \hline \text{shaded} & \text{shaded} & \text{shaded} \\ \hline \bullet & \text{shaded} & \text{shaded} \\ \hline \text{shaded} & \bullet & \text{shaded} \\ \hline \end{array},$$

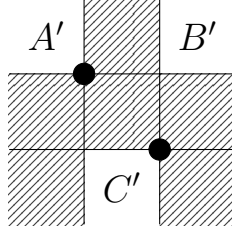
$$(5.2) \quad m_3 = \begin{array}{|c|c|c|} \hline \text{shaded} & \text{shaded} & \text{shaded} \\ \hline \bullet & \text{shaded} & \text{shaded} \\ \hline \text{shaded} & \bullet & \text{shaded} \\ \hline \end{array}, \text{ and } m_4 = \begin{array}{|c|c|c|} \hline \text{shaded} & \text{shaded} & \text{shaded} \\ \hline \text{shaded} & \bullet & \text{shaded} \\ \hline \text{shaded} & \bullet & \text{shaded} \\ \hline \end{array}$$

First we prove that $m_1 \stackrel{\text{w}}{\cong}_{231} m_2$ by considering the form of a general permutation containing either of the two patterns. First looking at a general occurrence of m_1 in a permutation in $\text{Av}(231)$



If there is an occurrence of m_1 there must be an occurrence of m_1 that minimizes the values of the points xy in the occurrence, first with respect to x then with respect to y . Now consider the top regions, labelled A and B , the subpermutation contained in the union of these regions must avoid the permutation 231. Also, the subpermutation in the region A must be a decreasing subsequence, otherwise an occurrence of 231 will be created with either of the points in the occurrence of m_1 . Now, consider the region labelled C , since we specified that we were focused on the lowest possible occurrence of m_1 this region cannot contain an occurrence of either m_1 or 231. This is a full structural decomposition of a container of m_1 inside $\text{Av}(231)$.

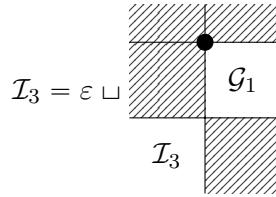
Now consider a general occurrence of m_2 in a permutation in $\text{Av}(231)$



Similarly to a container of m_1 we will look at the lowest possible occurrence of m_2 , and as before the regions A' and B' together contain an avoider of 231 and A' contains a decreasing subsequence. Since we are considering the lowest occurrence of m_2 the region C' does not contain an occurrence of either m_2 or 231.

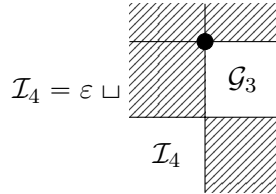
Since all the regions in both of these cases contain the same parts, the classes defined by containment of m_1 and m_2 inside $\text{Av}(231)$ are equinumerous and therefore so are their avoiders.

Consider the class, \mathcal{I}_3 , of permutations defined by avoiding 231 and m_3 . We can decompose a member of this class around the maximum



Only the first point in the top right region can create an occurrence of m_3 if and only if it is the element with largest value in this region, therefore the partial permutation in this region must avoid starting with the maximum, *i.e.*, be in $\mathcal{G}_1 = \text{Av}(\begin{smallmatrix} 3 \\ 12 \end{smallmatrix})$ described in Section 4.1.

Looking at avoiders of 231 and m_4 we can perform a similar decomposition around the maximum to get



An occurrence of m_4 can never occur entirely within the top right region, since the maximum is to the left and above any point in this region. It could only occur between the maximum and the first point in the region, if and only if this first point is the lowest valued element in this region, so this top right region must contain a sub-permutation that does not start with it's minimum, *i.e.*, it is a member of $\mathcal{G}_3 = \text{Av}(\begin{smallmatrix} 3 \\ 12 \end{smallmatrix})$. Since both \mathcal{G}_1 and \mathcal{G}_3 have the same enumeration, \mathcal{I}_3 and \mathcal{I}_4 must also have the same enumeration and are therefore $m_3 \stackrel{\text{w}}{\cong}_{231} m_4$.

Now we must consolidate these two subclasses. In order to do this we must consider the decomposition around the leftmost point of a permutation in

$\text{Av}(\{231, m_1\})$. We have the following

$$\mathcal{I}_1 = \varepsilon \sqcup \begin{array}{|c|c|} \hline \text{shaded} & \mathcal{G}_3 \\ \hline \bullet & \mathcal{I}_1 \\ \hline \text{shaded} & \text{shaded} \\ \hline \end{array}$$

It is therefore clear that avoiders of m_1 and avoiders of m_4 have the same enumeration, and therefore $m_1 \stackrel{\mathbb{W}}{\cong}_{231} m_2 \stackrel{\mathbb{W}}{\cong}_{231} m_3 \stackrel{\mathbb{W}}{\cong}_{m_4}$ with generating function satisfying

$$I(x) = 1 + xI(x)G(x)$$

where $G(x)$ is the generating function given in equation (4.1). This can be enumerated to give the sequence

(OEIS: A035929 offset 1) $1, 1, 1, 2, 6, 19, 61, 200, 670, 2286, 7918, \dots$

5.2. The patterns m_1 and m_2 are in the same $\stackrel{\mathbb{W}}{\cong}_{231}^{\text{comp}}$ -equivalence class

$$m_1 = \begin{array}{|c|c|} \hline & \bullet \\ \hline \bullet & \text{shaded} \\ \hline \text{shaded} & \text{shaded} \\ \hline \end{array} \quad \text{and} \quad m_2 = \begin{array}{|c|c|} \hline \bullet & \text{shaded} \\ \hline \text{shaded} & \bullet \\ \hline \text{shaded} & \text{shaded} \\ \hline \end{array}$$

Let \mathcal{J}_1 be the set of avoiders of m_1 in $\text{Av}(231)$. By structural decomposition around the leftmost point we have

$$\mathcal{J}_1 = \varepsilon \sqcup \begin{array}{|c|c|} \hline \text{shaded} & \mathcal{J}'_1 \\ \hline \bullet & \mathcal{J}_1 \\ \hline \text{shaded} & \text{shaded} \\ \hline \end{array}$$

Here \mathcal{J}'_1 is a permutation avoiding $231, m_1$ and $\begin{array}{|c|c|} \hline \bullet & \bullet \\ \hline \bullet & \bullet \\ \hline \bullet & \bullet \\ \hline \end{array}$. Now consider the decomposition of a permutation in \mathcal{J}'_1 . It can once again be decomposed around the leftmost point

$$\mathcal{J}'_1 = \varepsilon \sqcup \begin{array}{|c|c|} \hline \text{shaded} & \mathcal{J}'_1 \\ \hline \bullet & \mathcal{J}_1 \setminus \varepsilon \\ \hline \text{shaded} & \text{shaded} \\ \hline \end{array}$$

This is a complete decomposition of avoiders of m_1 . Now we look at an avoider of m_2 , decomposed around the leftmost point

$$\mathcal{J}_2 = \varepsilon \sqcup \begin{array}{|c|c|} \hline \text{shaded} & \mathcal{J}_2 \\ \hline \bullet & \mathcal{J}'_2 \\ \hline \text{shaded} & \text{shaded} \\ \hline \end{array}$$

Where \mathcal{J}'_2 is a permutation avoiding $231, m_2$ and $\begin{array}{|c|c|} \hline \bullet & \bullet \\ \hline \bullet & \bullet \\ \hline \bullet & \bullet \\ \hline \end{array}$. Again we use the same method of decomposition of a permutation in \mathcal{J}'_2

$$\mathcal{J}'_2 = \varepsilon \sqcup \begin{array}{|c|c|} \hline \text{shaded} & \mathcal{J}_2 \setminus \varepsilon \\ \hline \bullet & \mathcal{J}'_2 \\ \hline \text{shaded} & \text{shaded} \\ \hline \end{array}$$

This gives us a generating function $J(x)$ satisfying

$$(5.3) \quad J(x) = 1 + xJ(x)J'(x)$$

$$(5.4) \quad J'(x) = 1 + x(J(x) - 1)J'(x)$$

Solving equation (5.4) for $J'(x)$ and substituting into equation (5.3) gives us that the generating function for $J(x)$ satisfies

$$(5.5) \quad J(x) = xJ^2(x) - x(J(x) - 1) + 1$$

Evaluating $J(x)$ gives us the sequence

$$(OEIS: A001006 \text{ with offset } 1) \quad 1, 1, 1, 2, 4, 9, 21, 51, 127, 323, 835, \dots$$

Which is an offset of the Motzkin numbers.

In order to establish the remainder of the Wilf-equivalences of the form $\text{Av}(\{231, p\})$ where p is a mesh pattern of length 2 we can use similar methods to allow us to consolidate experimental classes into actual classes, these methods allow us to explain all 23 of the observed Wilf-classes seen in experimentation.

6. CONCLUSIONS AND FUTURE WORK

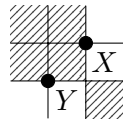
If we consider a similar approach to dominating patterns of length 4 and mesh patterns of length 2, it can be seen that the number of cases required to establish rules increases to a number that is infeasible to compute manually. For an extension of the First Dominating rule alone, we would have to consider placement of points in any pair of unshaded regions. The fact that the rules established do not completely cover the coincidences with a dominating pattern of length 3 shows that this is a difficult task.

It is interesting to consider the application of the Third Dominating rule, as well as the simple extension of allowing a sequence of point insertions, to mesh patterns without any dominating pattern in order to try to capture some of the coincidences described in Hilmarsson, Jónsdóttir, Sigurðardóttir, *et al.* [8] and Claesson, Tenner, and Ulfarsson [7].

Example 6.1. The coincidence of the patterns

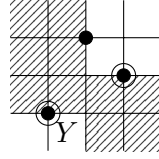
$$m_1 = \begin{array}{|c|c|c|} \hline \text{shaded} & \text{shaded} & \text{shaded} \\ \hline \text{shaded} & \bullet & \text{shaded} \\ \hline \text{shaded} & \bullet & \text{shaded} \\ \hline \end{array}, \text{ and } m_2 = \begin{array}{|c|c|c|} \hline \text{shaded} & \text{shaded} & \text{shaded} \\ \hline \text{shaded} & \bullet & \text{shaded} \\ \hline \text{shaded} & \bullet & \text{shaded} \\ \hline \end{array}$$

does not follow from the general methods presented by Claesson, Tenner, and Ulfarsson [7], but is rather handled there as a special case. We can do it as follows: Consider a permutation containing m_1 ,

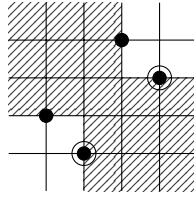


If the regions corresponding to both X and Y are empty then we have an occurrence of m_2 . If the region corresponding to X is non-empty, we can

then choose the lowest valued point in this region



If the region corresponding to Y is empty then we have an occurrence of m_2 with the indicated points. Now if the region corresponding to Y is non-empty, we can choose the rightmost point in this region.



And now the two indicated points form an occurrence of m_2 . We have therefore shown that any occurrence of m_1 leads to an occurrence of m_2 and we can easily show the converse by the same reasoning, so m_1 and m_2 are coincident. This is captured by an extension of the Third Dominating rule where we allow multiple steps of adding points before we check for subpattern containment.

It would be interesting to consider a systematic explanation of Wilf-equivalences among classes where 321 is the dominating pattern, possibly using the construction presented in Bean, Claesson, and Ulfarsson [2, Sec. 11], in order to directly reach enumeration and hopefully establish some of the non-trivial Wilf-equivalences between classes with different dominating patterns.

REFERENCES

- [1] E. Babson and E. Steingrímsson, “Generalized permutation patterns and a classification of the Mahonian statistics,” *Sém. Lothar. Combin.*, vol. 44, Art. B44b, 18 pp. (electronic), 2000, ISSN: 1286-4889.
- [2] C. Bean, A. Claesson, and H. Ulfarsson, “Simultaneous Avoidance of a Vincular and a Covincular Pattern of Length 3,” *ArXiv e-prints*, Dec. 2015. arXiv: 1512.03226 [math.CO].
- [3] M. Bousquet-Mélou, A. Claesson, M. Dukes, and S. Kitaev, “ $(2 + 2)$ -free posets, ascent sequences and pattern avoiding permutations,” *J. Combin. Theory Ser. A*, vol. 117, no. 7, pp. 884–909, 2010, ISSN: 0097-3165.
- [4] P. Brändén and A. Claesson, “Mesh patterns and the expansion of permutation statistics as sums of permutation patterns,” *Electr. J. Comb.*, vol. 18, no. 2, 2011.
- [5] A. Claesson, “Generalized pattern avoidance,” *Eur. J. Comb.*, vol. 22, no. 7, pp. 961–971, 2001. DOI: 10.1006/eujc.2001.0515.
- [6] A. Claesson and T. Mansour, “Enumerating permutations avoiding a pair of Babson-Steingrímsson patterns,” *Ars Combin.*, vol. 77, pp. 17–31, 2005, ISSN: 0381-7032.

- [7] A. Claesson, B. E. Tenner, and H. Ulfarsson, “Coincidence among families of mesh patterns,” *CoRR*, vol. abs/1412.0703, 2014. [Online]. Available: <http://arxiv.org/abs/1412.0703>.
- [8] Í. Hilmarsson, I. Jónsdóttir, S. Sigurðardóttir, L. Viðarsdóttir, and H. Ulfarsson, “Wilf-classification of mesh patterns of short length,” *Electr. J. Comb.*, vol. 22, no. 4, P4.13, 2015.
- [9] S. Kitaev, J. Remmel, and M. Tiefenbruck, “Quadrant marked mesh patterns in 132-avoiding permutations,” *Pure Mathematics and Applications. P.U.M.A.*, vol. 23, no. 3, pp. 219–256, 2012.
- [10] D. E. Knuth, *The art of computer programming, volume 1 (3rd ed.): Fundamental algorithms*. Redwood City, CA, USA: Addison Wesley Longman Publishing Co., Inc., 1997, ISBN: 0-201-89683-4.
- [11] A. Woo and A. Yong, “When is a Schubert variety Gorenstein?” *Adv. Math.*, vol. 207, no. 1, pp. 205–220, 2006, ISSN: 0001-8708.