

Modelling the Lagrangian of magnetized plasmas with electrostatic perturbations by the gyrokinetic Distribution-Poisson models

Shuangxi Zhang^{1, a)}

Graduate School of Energy Science, Kyoto University, Uji, Kyoto 611-0011, Japan.

(Dated: 14 December 2024)

It's well-known that due to the fact that the inverse-square structure of Coulomb force determines Poisson's equation which associates the electrostatic potential with the charge density on particle's coordinates, the fundamental Lagrangian 1-form, which determines the dynamics of all ions and electrons contained in the magnetized plasma with electrostatic perturbations, can be modeled by the Distribution-Poisson models (Klimontovich-Poisson model and Vlasov-Poisson model). By transforming this Lagrangian 1-form to the new one on gyrocenter coordinates up to the second order with only the guiding-center transform involved, the new potential includes the potential generated by Coulomb force on the new coordinates plus finite-Larmor-radius terms. It's shown that the fundamental Lagrangian 1-form on the new coordinates can still be modeled by the gyrokinetic Distribution-Poisson models.

I. INTRODUCTION

In a non-equilibrium magnetized plasma with a strong magnetic guiding field, most often only electrostatic perturbations are accounted for^{3,12,13,15,20,21,23,43,44}. One useful way to simplify the formalism for the evolution of the strongly magnetized plasma is gyrokinetic theory (GT)^{1,8,9,14,16,19,32,37,39–41}. Currently, the gyrokinetic Distribution-Poisson (GDP) models (the gyrokinetic Klimontovich-Poisson (GKP) model for PIC simulation and the gyrokinetic Vlasov-Poisson (GVP) model for the simulation based on Vlasov distribution) are widely adopted in the simulation of electrostatic turbulence in magnetized plasmas^{5,7,17,22,26,29–31,34,35,46} supported by the facts: the dimension of phase space in this model is reduced from six to five with magnetic moment conserved for each particle; the time step can be much larger than that for the full-orbit simulation for low frequency electrostatic turbulence. The gyrokinetic model for magnetic perturbation as well as its application in the numerical simulation^{11,25} are out of the scope of this paper. These GDP models for the electrostatic turbulence are called the conventional GDP models in the remaining part of this paper.

In the usual numerical application of the conventional gyrokinetic models for the electrostatic turbulence, the particle coordinate only experiences guiding center transform. That's the coordinate transform of the spatial part of the coordinate is $\mathbf{x} = \mathbf{X} + \boldsymbol{\rho}$. The Larmor radius vector $\boldsymbol{\rho}$ is defined as $\boldsymbol{\rho} = \frac{1}{q_c} \sqrt{\frac{2\mu m}{B(\mathbf{X})}} (\mathbf{e}_1 \cos \theta - \mathbf{e}_2 \sin \theta)$ with q_c the charge of the particle. The velocity part of the particle coordinate can be decomposed into three parts $\mathbf{v}_{\parallel}, v_{\perp} \hat{\mathbf{v}}_{\perp}$ and $v_d \hat{\mathbf{v}}'_{\perp}$ with $\hat{\mathbf{v}}_{\perp} = (\mathbf{e}_1 \sin \theta_1 + \mathbf{e}_2 \cos \theta_1)$ and $\hat{\mathbf{v}}'_{\perp}$ perpendicular to the direction of the equilibrium magnetic field and independent of the gyrophase. $(\mathbf{e}_1, \mathbf{e}_2, \mathbf{b})$ are the orthogonal basis with \mathbf{b} the unit vector of the equilibrium magnetic field. The former two $\mathbf{v}_{\parallel}, v_{\perp} \hat{\mathbf{v}}_{\perp}$ can be reexpressed in cylindrical coordinates with three components (μ, U, θ) . Here, $U = \mathbf{v} \cdot \mathbf{b}$, $\mu = v_{\perp}^2 / 2B(\mathbf{X})$. The drift velocity $v_d \hat{\mathbf{v}}'_{\perp}$ is gyro-phase independent. It is much smaller than the other two and is usually neglected in the Lagrangian differential 1-form^{8,19,37}. So the coordinate transform for the usual gyrokinetic theory can be written

^{a)}zshuangxi@gmail.com; zhang.shuangxi.3s@kyoto-u.ac.jp

as^{8-10,19,37,38,40,41} $\psi : \mathbf{z} = (\mathbf{x}, \mathbf{v}) \rightarrow \mathbf{Z} = (\mathbf{X}, \mu, U, \theta)$. ψ could induce a pullback transform $\psi^{(-1)*}$, which can pull the differential 1-form defined on old coordinate back to the new one defined on new coordinate^{8,33}.

Usually, the following Lagrangian differential 1-form defined on \mathbf{z} ⁸ is used to formalize the dynamics of charged particle moving in strong magnetic field

$$\gamma(\mathbf{z}) = (e\mathbf{A}(\mathbf{x}) + m\mathbf{v}) \cdot d\mathbf{x} - \left(\frac{m\mathbf{v}^2}{2} + e\phi(\mathbf{x}, t) \right) dt \quad (1)$$

which can be transformed as a one by the pullback transform $\psi^{(-1)*}$ with the result as

$$\Gamma(\mathbf{Z}) = (e\mathbf{A}(\mathbf{X}) + mU\mathbf{b}) \cdot d\mathbf{X} + \frac{m}{q}\mu d\theta - \left(\mu B(\mathbf{X}) + \frac{mU^2}{2} + \langle \phi(\mathbf{X} + \boldsymbol{\rho}) \rangle \right) dt. \quad (2)$$

$\langle \phi(\mathbf{X} + \boldsymbol{\rho}) \rangle$ means the average of the gyrophase in $\phi(\mathbf{X} + \boldsymbol{\rho})$.

The original Vlasov equation on particle coordinates is

$$\frac{d}{dt}f(\mathbf{z}) = 0, \quad (3)$$

where $\frac{d}{dt}$ denotes the total derivative over t . The forward map ψ transforms $\frac{df(\mathbf{z})}{dt}$ to a new one defined on the new coordinates \mathbf{Z} as $\left[\psi \left(\frac{df}{dt} \right) \right](\mathbf{Z})$, which may still depend on gyrophase θ . So, the gyroaverage operation may still need to eliminate the gyrophase θ from the Vlasov equation on gyrocenter coordinates, which is written as

$$\left\langle \psi \left(\frac{df}{dt} \right) \right\rangle(\mathbf{X}, \mu, U, t) = 0. \quad (4)$$

The Poisson's equation defined on \mathbf{z} is

$$\nabla^2 \phi(\mathbf{x}, t) = -\frac{1}{\epsilon_0} (qn_i(\mathbf{x}, t) - en_e(\mathbf{x}, t)) \quad (5)$$

where ϵ_0 is the permittivity of vacuum. In this paper, the subscript ' i ' is used to denote ion and the subscript ' e ' to denote electrons. Both i, e are denoted by subscript o . The density is derived as $n_o(\mathbf{x}) = \int d^2\mathbf{v} f_o(\mathbf{x}, \mathbf{v})$. For the conventional GDP model, the Poisson's equation is the same with Eq.(5), but the distribution to give the density in Eq.(5) on particle coordinates needs to be transformed from the one on gyrocenter coordinate based on the following formula

$$f_o(\mathbf{x}, \mathbf{v}) = \int F_o(\mathbf{X}, \mu, U, t) \delta(\mathbf{X} + \boldsymbol{\rho}_o - \mathbf{x}) \delta(\mathbf{v} \cdot \mathbf{b} - U) \delta\left(\mu - \frac{m_o v_\perp^2}{2B(\mathbf{X})}\right) \frac{d^3\mathbf{X} d\mu dU d\theta}{2\pi} \quad (6)$$

where the Jacobian factor introduced by the delta function as $\frac{\delta(\mathbf{X} + \boldsymbol{\rho} - \mathbf{x}) \delta(\mathbf{v} \cdot \mathbf{b} - U) \delta\left(\mu - \frac{m_o v_\perp^2}{2B(\mathbf{X})}\right)}{B(\mathbf{X})}$ and the Jacobian factor introduced by the integrating element $B(\mathbf{X}) d^3\mathbf{X} d\mu dU d\theta$ are mutually cancelled. $F(\mathbf{X}, \mu, U, t)$ is the new distribution function defined on $\{\mathbf{X}, \mu, U\}$ independent of θ ^{14,19}.

Eqs.(2),(4),(5) and (6) constitute the conventional GVP model for the simulation based on Vlasov distribution. For the GKP model, the distribution of particles is given by Klimontovich distribution. The density in the Poisson's equation is given by the distribution on particle coordinate transformed from the one on gyrocenter coordinate.

It's found that the test Lagrangian 1-form in Eq.(1) and the Vlasov equation in Eq.(3) both experience independent operation to get the new version on gyrocenter coordinates. The Poisson equation Eq.(5) is defined on \mathbf{x} , which is different from that for Eqs.(2) and

(4). For simulations based on Vlasov distribution, the distribution function $F_i(\mathbf{X}, \mu, U, t)$ calculated from the Vlasov equation in Eq.(4) is substituted back in Eq.(6) to give the new one defined on \mathbf{z} , while the electrostatic potential resolved from Eq.(5) needs to be transformed to the one on $\{\mathbf{X}, \mu, U\}$ which is shown in Eq.(2). Since the coordinate transform is just an approximation of the exact one, the forward and backward transformation of the coordinates in the numerical simulations based on the conventional GDP models at each step could introduce new error to the simulated system. For example, in the PIC simulation, to transform the Klimontovich distribution on gyrocenter coordinates to the one on particle coordinates, usually the four-point average scheme is adopted, which inevitably introduces numerical errors.

So far, it's pointed out that a discrepancy of the different coordinate space exists in the GDP model, and the test Lagrangian 1-form and Vlasov equation needs independent operations to get rid of the gyrophase. This paper present a way to get a consistent GDP model on the new coordinates given as follows. First, it's noted that the fundamental Lagrangian 1-form which determines the dynamics of all ions and electrons on particles' coordinates can be modeled by a Distribution-Poisson model. Specially, the electrostatic potential from the mutual interactions between charged particle pairs can be modelled by Poisson's equation plus a boundary condition. Then, this fundamental Lagrangian 1-form is transformed to the new one on the new coordinates. It's found that the new electrostatic potential between charged particle pair is still of the same form as the coulomb force. So it can still be modeled by Poisson's equation plus a boundary condition. With the same modelling method applied on particles' coordinate, the new fundamental Lagrangian 1-form determining the dynamics of all ions and electrons on the new coordinate can be modeled by new GDP models only with additional FLR terms appearing in the trajectory equations. Three assumptions are needed to derive the new model, as explained later.

The advantages of the new GDP models include the following points. (1). The numerical calculations based on the new models are carried out totally on the new coordinate. So the coordinate transform at each step is exempted. The numerical errors, instability and burden can be reduced. (2). The new GDP models is an approximation of the fundamental Lagrangian 1-form on the new coordinates, which is derived in a self-consistent and systematic way.

The rest of this paper is arranged as follows. In Sec.(II), the fundamental Lagrangian 1-form determining the dynamics of all ions and electrons is introduced and is modeled by a Distribution-Poisson model. In Sec.(III), the new 1-form on the new coordinates approximated up to the second order is derived by pulling the fundamental Lagrangian 1-form on particle's coordinates back to the one on the new coordinates. In Sec.(IV), with the same modelling method given by Sec.(II), the new 1-form on the new coordinates with second order approximation is modeled by a new GDP model. In Sec.(V), the equation for the quasi-neutral condition is introduced on gyrocenter coordinate. Sec.(VI) is the simple introduction of the numerical application of this new model. Sec.(VII) is dedicated to summary and discussion.

II. MODELLING THE FUNDAMENTAL LAGRANGIAN 1-FORM ON PARTICLE'S COORDINATES BY DISTRIBUTION-POISSON MODELS

It's well-known that the dynamics of a physical system can be determined by the Lagrangian of this system^{2,33,36}. The force experienced by each entity in the system is given by the various potentials in the Lagrangian. In this paper, we focus on the electrostatic plasma including only one specie of ion and electrons. In real physical systems, particles are located at different spatial positions. The electrostatic potential experienced by one charged particle with spatial coordinate \mathbf{x} is

$$\phi(\mathbf{x}, t) = \frac{1}{4\pi\epsilon_0} \sum_j \left(\frac{q}{|\mathbf{x} - \mathbf{x}_{ij}(t)|} - \frac{e}{|\mathbf{x} - \mathbf{x}_{ej}(t)|} \right), \quad (7)$$

where the summation is taken for all ions and electrons except the one whose coordinate is \mathbf{x} , as the superscript ' indicates.

The fundamental Lagrangian 1-form is the summation of the Lagrangian 1-form for each electron and ion. Here, we only consider the electrostatic case. The magnetic field is the background field independent of all the particles. The case of electromagnetic perturbations, for which the perturbed magnetic field can not be treated as background field, will be considered in future work. The Lagrangian can be written as the summation of two parts as

$$\gamma = \gamma_i + \gamma_e, \quad (8)$$

with

$$\gamma_i = \sum_j \left[\left(q\mathbf{A}(\mathbf{x}_{ij}) + m_i\mathbf{v}_{ij} \right) \cdot d\mathbf{x}_{ij} - \left(\frac{m_i\mathbf{v}_{ij}^2}{2} + \frac{q\phi(\mathbf{x}_{ij},t)}{2} \right) dt \right], \quad (9)$$

$$\gamma_e = \sum_j \left[\left(-e\mathbf{A}(\mathbf{x}_{ej}) + m_e\mathbf{v}_{ej} \right) \cdot d\mathbf{x}_{ej} - \left(\frac{m_e\mathbf{v}_{ej}^2}{2} - \frac{e\phi(\mathbf{x}_{ej},t)}{2} \right) dt \right]. \quad (10)$$

The reason for the factor $\frac{1}{2}$ in $\frac{\phi(\mathbf{x}_{oj})}{2}$ is that the potential between each pair has mutual contributions by the two particles. Eq.(10) can also be written as compactly

$$\gamma = \sum_{o \in \{i,e\}} \sum_j \left[\left(q_o\mathbf{A}(\mathbf{x}_{oj}) + m_o\mathbf{v}_{oj} \right) \cdot d\mathbf{x}_{oj} - \left(\frac{m_o\mathbf{v}_{oj}^2}{2} + \frac{q_o\phi(\mathbf{x}_{oj},t)}{2} \right) dt \right]. \quad (11)$$

$o \in \{i,e\}$ and $q_i = q$ and $q_e = -e$ are utilized here and will be adopted throughout this paper.

The Lagrangian given by Eq.(11) determines the dynamics of all ions and electrons included in this system. It denotes a completely autonomous system. The equations of motion for each ion and electron can be derived based on Euler-Lagrange equation for each pair of $(\mathbf{x}_{(i,e)j}, \mathbf{v}_{(i,e)j})$. The electrostatic potential originates from the mutual interaction of each pair of charged particles. However, it's nearly impossible to straightforwardly calculate the electrostatic potential based on mutual interaction, since there are so many particle pairs. Noting that the electrostatic force generated by each charged particle is of the inverse-square force form, it's well-known that based on Gauss's law, Poisson's equation can directly associate the potential at a spatial point with the charge at that point as follows²⁴

$$\nabla^2 \phi(\mathbf{x}, t) = -\frac{1}{\epsilon_0} \sum_j [q\delta(\mathbf{x} - \mathbf{x}_{ij}(t)) - e\delta(\mathbf{x} - \mathbf{x}_{ej}(t))]. \quad (12)$$

Therefore, Poisson's equation plus a boundary condition can be an alternative way to calculate the electrostatic potential particles feel. Eq.(12) is rigorously based on the inverse-square force. If the force generated by the charges changes, this formula also changes, e.g., if mutual interaction force is the magnetostatic force, the equation relating magnetic potential to the current is the Ampere's Law. This will be used later to model the fundamental Lagrangian on gyrocenter frame by the GDP model.

The solution of $\phi(\mathbf{x}, t)$ given by Eq.(12) can be solved by integrating both sides of Eq.(12) for each charged particle with a given boundary condition. However, straightforward applications of Eq.(12) are almost impossible since there are so many particles in a real plasma system. An effective Distribution-Poisson model is used to replace the fundamental Lagrangian given by Eq.(11).

It's well-known that to study the phase transition phenomena presented by the Ising model, single spins are replaced by cells containing multiple spins^{4,27,45}, since the correlation length of the spin fluctuation is much longer than the distance between two neighbouring spins at the phase transition point. As for the electrostatic potential generated by the

accumulation of charges as described by Eq.(12), if the length scale of electrostatic potential denoted as l_p is much longer than the mean distance between charged particles denoted as l_d , to determine the electrostatic potential, it's not needed to know the specific position of each particle. With the same treatment of the Ising model, a coarse graining process is possible to divide the spatial space occupied by the plasma into small cells with $l_p \gg l_c \gg l_d$ satisfied, where l_c is the size of the cell, as shown in Fig.(1). To determine the electrostatic potential through Poisson's equation given in Eq.(12), we only need to know the accumulation of charges within each cell. For the theoretical analysis, l_c can be much smaller than the length scale of the grid used in the Particle-In-Cell simulation⁶.

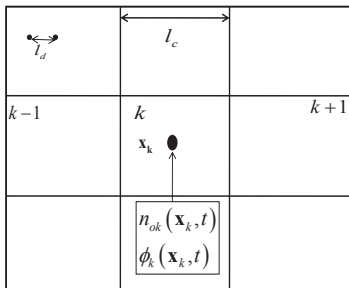


FIG. 1. The sketch map of cells and the location of $n_{ok}(\mathbf{x}_k, t)$ and $\phi_k(\mathbf{x}_k, t)$ with $l_d \ll l_c \ll l_p$.

Then, the spatial integration of Eq.(12) is given by the following formula

$$\int_V \nabla^2 \phi(\mathbf{x}, t) d^3 \mathbf{x} = -\frac{1}{\epsilon_0} \int_V \sum_{j'} \left[\begin{array}{c} q\delta(\mathbf{x} - \mathbf{x}_{ij}(t)) \\ -e\delta(\mathbf{x} - \mathbf{x}_{ej}(t)) \end{array} \right] d^3 \mathbf{x}, \quad (13)$$

which can be modeled by the following summation of the quantities within each cell

$$\begin{aligned} & \sum_k \nabla^2 \phi_k(\mathbf{x}_k, t) \Delta V_k \\ &= -\frac{1}{\epsilon_0} \sum_k \frac{\beta_{ik}(t) - \beta_{ek}(t)}{\Delta V_k} \Delta V_k. \end{aligned} \quad (14)$$

\mathbf{x}_k is the coordinate of the spatial center of the k th cell. $\phi_k(\mathbf{x}_k, t)$ is the average electrostatic potential of the k th cell and is located at the spatial center of the cell. So the gradient operator ∇ over $\phi_k(\mathbf{x}_k, t)$ can be modeled by the middle-point difference. ΔV_k represents the volume of the k th cell. β_{ik} and β_{ek} are the charge accumulation for ions and electrons within the k th cell, respectively. Upon the length scale l_c , we make the following replacement

$$\frac{\beta_{ok}(t)}{\Delta V_k} \Delta V_k = q_o n_{ok}(\mathbf{x}_k, t) \Delta V_k. \quad (15)$$

$n_{ok}(\mathbf{x}_k, t)$ is the average density of the k th cell for ions or electrons and located at the center of the k th cell. The location of the average electrostatic potential and average density is given by Fig.(1). The location of $\phi_k(\mathbf{x}_k, t)$ and $n_{ok}(\mathbf{x}_k, t)$ is different from that in Particle-In-Cell simulation, where the physical quantities such as the potential and charge density are all located at grid points⁶. We take the following approximation of Poisson's equation for the k th cell

$$\nabla^2 \phi_k(\mathbf{x}_k, t) = \frac{1}{\epsilon_0} (en_{ek}(\mathbf{x}_k, t) - qn_{ik}(\mathbf{x}_k, t)). \quad (16)$$

This is the wanted edition of Poisson's equation as the result of coarse graining. The cell's length scale l_c can shrink to be close to l_d , so that the approximate potential can be infinitely close to the real potential. For the j th particle located within the k th cell, the

relation between the real potential $\phi(\mathbf{x}_j, t)$ and the approximate one $\phi_k(\mathbf{x}_k, t)$ satisfies the following formula

$$\phi(\mathbf{x}_j, t) = \phi_k(\mathbf{x}_k, t) + O(l_c). \quad (17)$$

The time evolution of $n_k(\mathbf{x}_k, t)$ is needed. $n_k(\mathbf{x}_k, t)$ can be expressed as an integral of distribution function. The distribution of particles can be given by the Klimontovich distribution²⁸

$$M_{ok}(\mathbf{z}) = \sum_j \delta(\mathbf{x} - \mathbf{x}_{oj}(t)) \delta(\mathbf{v} - \mathbf{v}_{oj}(t)) \quad (18)$$

The average density n_{ok} within the k th cell is given by an integral

$$n_{ok}(\mathbf{x}_k, t) = \frac{1}{\Delta V_k} \int_{\Delta V_k} M_{ok}(\mathbf{z}) d^3\mathbf{x} d^3\mathbf{v}. \quad (19)$$

The evolution of $M_{ok}(\mathbf{z})$ is based on the equations of motion of charged particle, which is in turn determined by the Lagrangian 1-form. The electrostatic potential all the particles feel in the k th cell is approximated to be the same as $\phi_k(\mathbf{x}_k, t)$. According to Eq.(17), by shrinking l_c to be much smaller than the Larmor radius of ion or electron, we could use $\phi_k(\mathbf{x}_k, t)$ to replace the real potential $\phi(\mathbf{x}_j, t)$ felt by the j th particle at the k th cell. As discussed in Appendix.(A), the magnetic field is the background field independent of the motion of charged particles and is given in advance. So each particle experiences different magnetic field, since each particle in the k th cell has its own position. Then, the test Lagrangian 1-form describing the motion of the j th single particle for ions or electrons within the k th cell can be extracted out from the fundamental Lagrangian 1-form in Eq.(11) as

$$\begin{aligned} \gamma_{oj} = & (q_o \mathbf{A}(\mathbf{x}_{oj}) + m_o \mathbf{v}_{oj}) \cdot d\mathbf{x}_{oj} \\ & - \left(\frac{m_o \mathbf{v}_{oj}^2}{2} + q_o \phi_k(\mathbf{x}_k, t) \right) dt. \end{aligned} \quad (20)$$

Here, it should be noted that the factor $\frac{1}{2}$ before the electrostatic potential is removed. Eq.(20) gives the trajectory equations of particles at the k th cell with the approximate potential $\phi_k(\mathbf{x}_k, t)$. Collisions, the source and the sink are neglected in this paper. So the evolution of $M_{ik}(\mathbf{z})$ is governed by the Liouville equation

$$\left(\frac{\partial}{\partial t} + \frac{d\mathbf{x}}{dt} \cdot \nabla + \frac{d\mathbf{v}}{dt} \cdot \frac{\partial}{\partial \mathbf{v}} \right) M_{ok}(\mathbf{z}) = 0. \quad (21)$$

The obtained $M_{ok}(\mathbf{z})$ can be substituted back in Eq.(19) to get the average charge density of the k th cell. According to Klimontovich's theory²⁸, the ensemble average of $M_{ok}(\mathbf{z})$ leads to a distribution function $f_{ok}(\mathbf{z})$ as a continuous function of argument \mathbf{z} . Then, Eq.(21) changes to be the Vlasov equation

$$\left(\frac{\partial}{\partial t} + \frac{d\mathbf{x}}{dt} \cdot \nabla + \frac{d\mathbf{v}}{dt} \cdot \frac{\partial}{\partial \mathbf{v}} \right) f_{ok}(\mathbf{z}) = 0. \quad (22)$$

Usually, to solve electron's Vlasov equation, the adiabatic approximation of the fluctuation density of electrons can be utilized¹ as

$$n_e(\mathbf{x}, t) = n_{e0}(\mathbf{x}) + \frac{e\phi(\mathbf{x}, t)}{T_e} n_{e0}(\mathbf{x}), \quad (23)$$

where $n_{e0}(\mathbf{x})$ is the equilibrium density for electrons on particle's coordinates. Dividing $f_o(\mathbf{z})$ into equilibrium and perturbation parts as $f_i(\mathbf{z}) = f_{i0}(\mathbf{z}) + \tilde{f}_i(\mathbf{z})$, the charge density

of ions generated by the equilibrium part is canceled by the equilibrium part of electrons in the Poisson's equation, the rest of which becomes

$$\nabla^2 \phi_k(\mathbf{x}_k, t) = -\frac{1}{\epsilon_0} \left(q \int \Delta V_k \tilde{f}_{ik}(\mathbf{z}) B(\mathbf{x}) d\mu_{1i} dU_{1i} - \frac{e^2 \phi_k(\mathbf{x}_k, t)}{T_e} n_{e0}(\mathbf{x}, t) \right) \quad (24)$$

So far, a group of equations comprising Eqs.(16,20,21) forming the Klimontovich-Poisson model or Eqs.(16,20,22) forming the Vlasov-Poisson model are derived to constitute a close system to model the real fundamental Lagrangian 1-form given by Eq.(11). The main difference between the two systems is that the former one utilizes a coarse graining scheme to model the electrostatic potential and charge density, and the electrostatic potential is obtained by solving the Poisson's equation. When the length scale l_c of the cell is small enough, the subscript k of those equations can be deleted, so that these three equations can be treated as defined on continuous spatial space.

The conventional GDP models are derived by taking coordinate transform and gyroaverage operation over Eqs.(16,20,22) to decouple the gyrophase θ from the remaining degrees of freedom.

As pointed out previously, the modeling is based on the force between charged particles being inverse-square force, so that Poisson's equation Eq.(16) can be derived to relate the potential to the charge density. If the force changes, Poisson's equation should be changed accordingly. For example, if the force is of magnetic origin, the equation should be replaced by the Ampere's law correspondingly. With the same principle, we could develop GDP models to model the fundamental Lagrangian 1-form on gyrocenter coordinates. The new model is expected to overcome the discrepancy of the coordinates existing in the conventional GDP models explained in Sec.(I).

III. THE FUNDAMENTAL LAGRANGIAN 1-FORM ON THE NEW COORDINATES

The fundamental Lagrangian differential 1-form for all ions and electrons on particle's coordinates is given by Eq.(11). In this subsection, a pullback transform is adopted to pulling the 1-form back to a new one on gyrocenter coordinates with θ angle decoupled from the remaining degrees of freedom up to order $O(\varepsilon_i^2)$ for ion and $O(\varepsilon_e^2)$ for electrons. Here, the ordering parameters are given as $\varepsilon_i \equiv \frac{1}{qL_0} \sqrt{\frac{2\mu_{it}B_0}{m_i}}$ and $\varepsilon_e \equiv \frac{1}{eL_0} \sqrt{\frac{2\mu_{et}B_0}{m_e}}$, with μ_{it} and μ_{et} the magnetic moment of the thermal velocity for ions and electrons, respectively. Before carrying out the calculation, the main assumptions are first introduced.

(1). The particles' coordinates only experience guiding center transform. In other words, only the guiding equilibrium magnetic field affects the particles' gyrating orbit, while the electrostatic potential only imposes the influence on the motion of the guiding center. So the coordinate transform can be almost written as $\psi : \{\mathbf{x}, \mathbf{v}\} \rightarrow \{\mathbf{X}, \mu, U, \theta\}$ with $\mathbf{x} = \exp(-\mathbf{g}^{\mathbf{X}} \cdot \nabla) \mathbf{X}$, $\mu = \frac{m_o v_{\perp}^2}{2B(\mathbf{X})}$, $U = \mathbf{v} \cdot \mathbf{b}$, $\mathbf{g}^{\mathbf{X}} = -\boldsymbol{\rho}$ and $\boldsymbol{\rho}(\mathbf{X}, \mu, \theta) \equiv -\frac{1}{q_o} \sqrt{\frac{2m_o \mu}{B(\mathbf{X})}} (-\mathbf{e}_1 \cos \theta + \mathbf{e}_2 \sin \theta)$.

This assumption is consistent with the past theory and numerical applications^{19,22,26,30,42}, for which the Larmor radius $\boldsymbol{\rho}(\mu, \theta)$ is used in the coordinate transform of the electrostatic potential function and the distribution function, and the Taylor expansion of electrostatic potential with the FLR term ρk_{\perp} as the expanding parameter.

(2). The homogeneous assumption of particles' distribution in the θ direction. The reasonability of this assumption is explained in Appendix.(D) and (E). In new coordinate system, it's assumed that at each position (\mathbf{X}, μ, U) , particles distribute homogeneously at the θ direction. This assumption makes sure a statistical average of the particle ensemble in the θ direction to take place of the gyroaverage of a single particle in the θ direction. The deeper meaning of the assumption is that the statistical average of the ensemble is satisfied at each time moment, while the gyroaverage of the single particle is actually carried out over the characteristic solution of the orbit of this particle or over a period of time¹⁸. The homogeneous assumption leads the summation given by Eq.(40) to equaling zero.

In fact, this idea could fit the concept of super-particle in PIC simulation and the density at the phase space point in Vlasov distribution, respectively. For the former case, we think super-particle is constituted by all the particles which have the same $\{\mathbf{X}, \mu, U\}$. For the latter case, the particles contributing to the density at the phase space point $\{\mathbf{X}, \mu, U\}$ can be thought to distribute homogeneously over the θ direction, as the backward transform given in Eq.(6) indicates.

(3). The assumption to remove the singularity faced by the potential function in the new coordinates. After coordinate transform, it's inevitable that the spatial part of some particles' new coordinates could locate at the same spatial position in new coordinate system as shown in Fig.(2). This would introduce singularity into the electrostatic potential, as two identical spatial coordinate appear at the denominator to make it equal zero. To remove the singularity, it's assumed that the mutual potential between those particles located at the same spatial place are removed from the total potential. This assumption is equivalent to the one that the interactions between particles, whose new spatial coordinates after the coordinate transform are the same, are removed from the total potential in Eq.(7). The removed part occupies only a very small part of the total electrostatic potential.

A. Deriving the fundamental Lagrangian 1-form on the new coordinates by Cary-Littlejohn single-parameter Lie transform method

With the first assumptions, we can go on to derive the new fundamental Lagrangian 1-form on the new coordinates. As shown in Ref.(10), the single-parameter coordinate transform of the coordinates of a single particle is

$$\frac{dZ_{ojf}^m}{d\varepsilon_o}(\mathbf{z}_{oj}, \varepsilon_o) = g_{oj}^m(\mathbf{Z}_{oj}), \quad (25)$$

$$\frac{d\mathbf{z}_{oj}}{d\varepsilon_o} = 0, \quad (26)$$

where not as given previously, $\mathbf{g}_{oj}(\mathbf{Z}_{oj})$ is normalized here with $\mathbf{g}_{oj}(\mathbf{Z}_{oj}) \equiv -\rho_o/\varepsilon_o$. The subscript f in Eq.(25) denotes forward transform. Eq.(26) can be further written as

$$\frac{\partial z_{oj}^i}{\partial \varepsilon_o} + \frac{dZ_{oj}^k}{d\varepsilon_o} \frac{dz_{oj}^i}{dZ_{oj}^k} = 0, \quad (27)$$

where repeated indexes denote the Einstein summation. Eqs.(25) and (27) induce a coordinate transform

$$\mathbf{z}_{oj}(\mathbf{Z}_{oj}, \varepsilon_o) = \exp\left(-\varepsilon_o g_{oj}^m(\mathbf{Z}_{oj}) \partial_{Z_{oj}^m}\right) \mathbf{Z}_{oj}. \quad (28)$$

Now, we make following definitions

$$\begin{aligned} \bar{\mathbf{z}}_o &= (\mathbf{z}_{o1}, \mathbf{z}_{o2}, \mathbf{z}_{o3}, \dots), \\ \bar{\mathbf{Z}}_o &= (\mathbf{Z}_{o1}, \mathbf{Z}_{o2}, \mathbf{Z}_{o3}, \dots), \\ \bar{\mathbf{g}}_o &= (\mathbf{g}_{o1}, \mathbf{g}_{o2}, \mathbf{g}_{o3}, \dots). \end{aligned}$$

The following backward coordinate transformation can be derived

$$\bar{\mathbf{z}}_{oj}(\bar{\mathbf{Z}}_o, \varepsilon_o) = \exp\left(-\varepsilon_o \bar{g}_o^m \partial_{\bar{Z}_o^m}\right) \bar{\mathbf{Z}}_o. \quad (29)$$

Now, implementing the method in Ref.(10) with Eq.(27), we first carry out the pullback transform for ions' coordinates. The following equation can be derived

$$\begin{aligned} & \frac{\partial \bar{\Gamma}_m}{\partial \varepsilon_i}(\bar{\mathbf{Z}}_i, \bar{\mathbf{z}}_e, \varepsilon_i, \varepsilon_e) \\ &= -\bar{g}_i^n(\bar{\mathbf{Z}}_i) \left[\frac{\partial \bar{\Gamma}_m}{\partial \bar{Z}^n}(\bar{\mathbf{Z}}_i, \bar{\mathbf{z}}_e, \varepsilon_i, \varepsilon_e) - \frac{\partial \bar{\Gamma}_n}{\partial \bar{Z}^m}(\bar{\mathbf{Z}}_i, \bar{\mathbf{z}}_e, \varepsilon_i, \varepsilon_e) \right] \\ & - \frac{\partial}{\partial \bar{Z}^m} [\bar{g}_i^n(\bar{\mathbf{Z}}_i) \bar{\Gamma}_n(\bar{\mathbf{Z}}_i, \bar{\mathbf{z}}_e, \varepsilon_i, \varepsilon_e)], \end{aligned} \quad (30)$$

which leads to the solution

$$\bar{\Gamma}(\bar{\mathbf{Z}}_i, \bar{\mathbf{Z}}_e, \varepsilon_i, \varepsilon_e) = \exp(-\varepsilon_o L_{\bar{\mathbf{g}}_i}) \gamma(\bar{\mathbf{Z}}_i, \bar{\mathbf{Z}}_e, \varepsilon_i, \varepsilon_e) + dS. \quad (31)$$

Next, the pullback transform for electrons' coordinates is carried out for the 1-form in Eq.(31), and the following formula is derived

$$\begin{aligned} & \frac{\partial \Gamma_m}{\partial \varepsilon_e}(\bar{\mathbf{Z}}_i, \bar{\mathbf{Z}}_e, \varepsilon_i, \varepsilon_e) \\ &= -\bar{g}_e^n(\bar{\mathbf{Z}}_e) \left[\frac{\partial \Gamma_m}{\partial \bar{Z}_e^n}(\bar{\mathbf{Z}}_i, \bar{\mathbf{Z}}_e, \varepsilon_i, \varepsilon_e) - \frac{\partial \Gamma_n}{\partial \bar{Z}_e^m}(\bar{\mathbf{Z}}_i, \bar{\mathbf{Z}}_e, \varepsilon_i, \varepsilon_e) \right] \\ & - \frac{\partial}{\partial \bar{Z}_e^m} [\bar{g}_e^n(\bar{\mathbf{Z}}_i) \Gamma_n(\bar{\mathbf{Z}}_i, \bar{\mathbf{Z}}_e, \varepsilon_i, \varepsilon_e)], \end{aligned} \quad (32)$$

which leads to the solution

$$\Gamma(\bar{\mathbf{Z}}_i, \bar{\mathbf{Z}}_e, \varepsilon_i, \varepsilon_e) = \exp(-\varepsilon_e L_{\bar{\mathbf{g}}_e}) \bar{\Gamma}(\bar{\mathbf{Z}}_i, \bar{\mathbf{Z}}_e, \varepsilon_i, \varepsilon_e) + dS. \quad (33)$$

By substituting Eq.(31) in Eq.(33), the latter becomes

$$\Gamma(\bar{\mathbf{Z}}_i, \bar{\mathbf{Z}}_e, \varepsilon_i, \varepsilon_e) = \exp(-\varepsilon_i L_{\bar{\mathbf{g}}_i} - \varepsilon_e L_{\bar{\mathbf{g}}_e}) \gamma(\bar{\mathbf{Z}}_i, \bar{\mathbf{Z}}_e, \varepsilon_i, \varepsilon_e) + dS \quad (34)$$

which can be further written as

$$\Gamma = \exp \left(- \sum_j \left(\varepsilon_i L_{\mathbf{g}_{ij}^{\mathbf{x}}} + \varepsilon_e L_{\mathbf{g}_{ej}^{\mathbf{x}}} \right) \right) \gamma(\mathbf{Z}), \quad (35)$$

for the simplicity. Since each coordinate pair $(\mathbf{x}_{(i,e)j}, \mathbf{v}_{(i,e)j})$ is independent of all others, the operators $L_{\mathbf{g}_{(i,e)j}^{\mathbf{x}}}$ for each j commutes.

B. Approximating Eq.(35) to the order of $O(\varepsilon_o^2)$

Expanding Eq.(35) based on the order of ε_o and ε_e , the eventual Lagrangian differential 1-form, can be derived. The following rules will be used

$$\begin{aligned} L_{\mathbf{g}_1^{\mathbf{x}}}(\mathbf{f}(\mathbf{Z}) \cdot d\mathbf{X}) &= -\mathbf{g}_1^{\mathbf{x}} \times \nabla \times \mathbf{f}(\mathbf{Z}) \cdot d\mathbf{X} \\ &- \mathbf{g}_1^{\mathbf{x}} \cdot (\partial_t \mathbf{f}(\mathbf{Z}) dt + \partial_\theta \mathbf{f}(\mathbf{Z}) d\theta + \partial_\mu \mathbf{f}(\mathbf{Z}) d\mu) + dS, \end{aligned} \quad (36)$$

$$L_{\mathbf{g}_1^{\mathbf{x}}}(h(\mathbf{Z}) dt) = \mathbf{g}_1^{\mathbf{x}} \cdot \nabla h(\mathbf{Z}) dt + dS. \quad (37)$$

Here, $\mathbf{f}(\mathbf{Z})$ and $h(\mathbf{Z})$ are any vector function and scalar function on the new coordinates, respectively.

Among the expansions, the following 1-form is denoted as Γ_0

$$\Gamma_0 = \sum_{o \in \{i, e\}} \sum_j \left[\left(\frac{q_o}{\varepsilon_o} \mathbf{A}(\mathbf{X}_{oj}) + m_o U_{oj} \mathbf{b} \right) \cdot d\mathbf{X}_{oj} + \sqrt{\frac{2B(\mathbf{X}_{oj})\mu_{oj}}{m_o}} \hat{\mathbf{v}}_{oj\perp} \right] dt - \left(\frac{m_o U_{oj}^2}{2} + \mu_{oj} B(\mathbf{X}_{oj}) \right) dt + \frac{q_o \Phi(\mathbf{X}_{oj}, t)}{2\varepsilon_o} dt. \quad (38)$$

Here, the factor ε_o for $o \in \{i, e\}$ is used as a symbol to denote the order of the term adjacent to it. This terminology will be used throughout the remaining part of this paper. The electrostatic potential is

$$\Phi(\mathbf{X}_{oj}, t) = \frac{1}{4\pi\epsilon_0} \sum_h' \left(\frac{q}{|\mathbf{X}_{oj} - \mathbf{X}_{ih}(t)|} - \frac{e}{|\mathbf{X}_{oj} - \mathbf{X}_{eh}(t)|} \right), \quad (39)$$

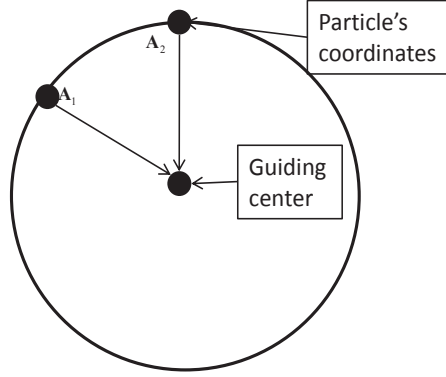


FIG. 2. The sketch map of particles \mathbf{A}_1 and \mathbf{A}_2 , the spatial part of whose new coordinates is located at the same position on new coordinates. The interactions between these particles are removed from the electrostatic potential.

where $'$ denotes all particles located at \mathbf{X}_{oj} are removed from the summation based on the third assumption.

Due to the homogeneous property of the distribution of particles in the θ direction, the summation in Eq.(38) cancels terms depending on the gyroangle, leading to the following formula

$$\sum_l \sqrt{\frac{2B(\mathbf{X}_{ol})\mu_{ol}}{m_o}} \hat{\mathbf{v}}_{ol} \cdot d\mathbf{X}_{ol} \Big|_{\substack{\mathbf{X}_{ol}=\mathbf{X}_1 \\ U_{ol}=U_1 \\ \mu_{ol}=\mu_1}} = 0, \quad (40)$$

with $\hat{\mathbf{v}}_{ol} = \mathbf{e}_1 \sin \theta_{ol} + \mathbf{e}_2 \cos \theta_{ol}$. Eq.(40) can be understood in another way

$$\sum_l \sqrt{\frac{2B(\mathbf{X}_{ol})\mu_{ol}}{m_o}} \hat{\mathbf{v}}_{ol} \cdot \dot{\mathbf{X}}_{ol} \Big|_{\substack{\mathbf{X}_{ol}=\mathbf{X}_1 \\ U_{ol}=U_1 \\ \mu_{ol}=\mu_1}} = 0. \quad (41)$$

The reason for the standing of Eq.(40) or Eq.(41) is as follows. Given any group $\{\mathbf{X}_1, \mu_1, U_1\}$, we have a ensemble of ions or electrons, the spatial gyrocenter coordinates, the parallel velocity and magnetic moment of each particle contained in this ensemble equal $\{\mathbf{X}_1, U_1, \mu_1\}$, respectively. The particles in this ensemble are homogeneously distributed over the θ direction surrounding the gyrocenter \mathbf{X}_1 . So, the summation of $\sin \theta_{ol}$ or $\cos \theta_{ol}$ for all l equals zero, where subscript l denote particles of the same $(\mathbf{X}_1, U_1, \mu_1)$. Then, Γ_0 becomes

$$\Gamma_0 = \sum_{o \in \{i, e\}} \sum_j \left[\left(\frac{q_o}{\varepsilon_o} \mathbf{A}(\mathbf{X}_{oj}) + m_o U_{oj} \mathbf{b} \right) \cdot d\mathbf{X}_{oj} \right] - \left(\frac{m_o U_{oj}^2}{2} + \mu_{oj} B(\mathbf{X}_{oj}) + \frac{q_o \Phi(\mathbf{X}_{oj}, t)}{2\varepsilon_o} \right) dt \Bigg]. \quad (42)$$

The next one is

$$\begin{aligned} \Gamma_1 &= - \sum_{o \in \{i, e\}} \sum_j \varepsilon_o L_{\mathbf{g}_{oj}}^{\mathbf{x}} \gamma(\mathbf{Z}) \\ &= \sum_{o \in \{i, e\}} \sum_j \left[-\varepsilon_o L_{\mathbf{g}_{oj}}^{\mathbf{x}} \left(\left(\frac{q_o}{\varepsilon_o} \mathbf{A}(\mathbf{X}_{oj}) + m_o U_{oj} \mathbf{b} \right) \cdot d\mathbf{X}_{oj} \right) + \varepsilon_o L_{\mathbf{g}_{oj}}^{\mathbf{x}} \left(\left(\frac{m_o U_{oj}^2}{2} + \mu_{oj} B(\mathbf{X}_{oj}) + \frac{q_o \Phi(\mathbf{X}_{oj}, t)}{2\varepsilon_o} \right) dt \right) \right]. \end{aligned} \quad (43)$$

Based on the homogeneous assumption, only terms like $L_{\mathbf{g}_{oj}^{\mathbf{x}}} \left(\sqrt{\frac{2B(\mathbf{X}_{oj})\mu_{oj}}{m_o}} \hat{\mathbf{v}}_{oj\perp} \cdot d\mathbf{X}_{oj} \right)$ can generate non-zero results. The summation of these terms leads to

$$\begin{aligned} \Gamma_1 &= \sum_{o \in \{i,e\}} \sum_j \varepsilon_o \mathbf{g}_{oj}^{\mathbf{x}} \cdot \partial_{\theta_{oj}} \sqrt{\frac{2B(\mathbf{X}_{oj})\mu_{oj}}{m_o}} \hat{\mathbf{v}}_{oj\perp} d\theta_{oj} \\ &= \sum_{o \in \{i,e\}} \sum_j \varepsilon_o \frac{2m_o\mu_{oj}}{q_o} d\theta_{oj}. \end{aligned} \quad (44)$$

$\mathbf{g}_{oj}^{\mathbf{x}} \cdot \partial_{\mu} \sqrt{\frac{2B(\mathbf{X}_{oj})\mu_{oj}}{m_o}} \hat{\mathbf{v}}_{\perp} d\mu = 0$ is also used to derive Eq.(44).

The next one is

$$\Gamma_2 = \frac{1}{2} \sum_{o,n \in \{i,e\}} \sum_{j,h} \varepsilon_o \varepsilon_n L_{\mathbf{g}_{oj}^{\mathbf{x}}} L_{\mathbf{g}_{nh}^{\mathbf{x}}} \gamma(\mathbf{Z}). \quad (45)$$

We only keep the lower order part of Γ_2 . The lower part of γ is written as

$$\Upsilon(\mathbf{Z}) = \sum_{o \in \{i,e\}} \sum_j \Upsilon_{oj}(\mathbf{Z}), \quad (46)$$

$$\Upsilon_{oj}(\mathbf{Z}) = \frac{q_o}{\varepsilon_o} \mathbf{A}(\mathbf{X}_{oj}) \cdot d\mathbf{X}_{oj} - \frac{q_o \phi(\mathbf{X}_{oj}, t)}{2\varepsilon_o} dt. \quad (47)$$

To calculate Eq.(45), it needs to be noted that only the operator with $n = o$ and $j = h$ in Γ_2 can produce nonzero terms based on the homogeneous assumption in the θ direction. The following formula is needed as well

$$\begin{aligned} &\varepsilon_o q_o L_{\mathbf{g}_{oj}^{\mathbf{x}}}^2 (\mathbf{A}(\mathbf{X}_{oj}) \cdot d\mathbf{X}_{oj}) \\ &\approx -\varepsilon_o q_o \mathbf{g}_{oj}^{\mathbf{x}} \cdot \partial_{\theta_{oj}} (\mathbf{g}_{oj}^{\mathbf{x}} \times \mathbf{B}(\mathbf{X}_{oj})) d\theta_{oj} \\ &= -\varepsilon_o \rho_0^2 B(\mathbf{X}_{oj}) = -\varepsilon_o \frac{2m_o\mu_{oj}}{q_o} d\theta_{oj}. \end{aligned} \quad (48)$$

To derive the approximate equality in Eq.(48), the formula $\varepsilon_o \mathbf{g}_{oj}^{\mathbf{x}} \times \nabla \times (\mathbf{g}_{oj}^{\mathbf{x}} \times \mathbf{B}(\mathbf{X}_{oj})) \cdot d\mathbf{X}_{oj}$ is neglected in the \mathbf{X}_{oj} component in the Lagrangian 1-form, since its order is $O(\varepsilon_o)$, while the corresponding terms in the \mathbf{X}_{oj} component in Γ_0 are of order $O(1/\varepsilon_o)$. In fact, this term can also be cancelled by introducing a generator $\mathbf{g}_{2oj}^{\mathbf{x}}$ of order ε_o^2 for each j . To derive the second equality in Eq.(48), the equation $\hat{\rho}_0 \times \hat{\mathbf{v}}_{\perp} = -\hat{\mathbf{b}}$ is adopted.

Eventually, the rest of Γ_2 is

$$\begin{aligned} \Gamma_2 &= \frac{1}{2} \sum_{o \in \{i,e\}} \sum_j \varepsilon_o^2 L_{\mathbf{g}_{oj}^{\mathbf{x}}}^2 \Upsilon(\mathbf{Z}) \\ &= \frac{1}{2} \sum_{o \in \{i,e\}} \sum_j \left(-\varepsilon_o \frac{2m_o\mu_{oj}}{q_o} d\theta_{oj} - \varepsilon_o q_o (\mathbf{g}_{oj}^{\mathbf{x}} \cdot \nabla_{oj})^2 \Phi(\mathbf{X}_{oj}, t) dt \right) \\ &= \frac{1}{2} \sum_{o \in \{i,e\}} \sum_j \left(-\varepsilon_o \frac{2m_o\mu_{oj}}{q_o} d\theta_{oj} - \varepsilon_o q_o \rho_{oj}^2 \nabla_{oj}^2 \Phi(\mathbf{X}_{oj}, t) dt \right) \end{aligned} \quad (49)$$

In Eq.(49), the factor $\frac{1}{2}$ before $\Phi(\mathbf{X}_{oj}, t)$ is removed by combining all potential depending on \mathbf{X}_{oj} together. The third identity in Eq.(49) also comes from the homogeneous assumption. Eventually, combining Eqs.(42,44,49) together, we could derive the following fundamental Lagrangian 1-form defined on the new coordinates up to the second order approximation

$$\Gamma = \sum_{o \in \{i,e\}} \sum_j \left[\begin{aligned} &(q_o \mathbf{A}(\mathbf{X}_{oj}) + m_o U_{oj} \mathbf{b}) \cdot d\mathbf{X}_{oj} \\ &+ \frac{m_o \mu_{oj}}{q_o} d\theta_{oj} \\ &- \left(\frac{m_o U_{oj}^2}{2} + \mu_{oj} B(\mathbf{X}_{oj}) \right) dt \\ &+ q_o \frac{\Psi_o}{2}(\mathbf{X}_{oj}, \mu_{oj}, t) \end{aligned} \right] \quad (50)$$

with

$$\Psi_o(\mathbf{X}_{oj}, \mu_{oj}, t) = \Phi(\mathbf{X}_{oj}, t) + \Pi_o(\mathbf{X}_{oj}, \mu_{oj}, t), \quad (51)$$

$$\Pi_o(\mathbf{X}_{oj}, \mu_{oj}, t) = \rho_{oj}^2 \nabla_{oj}^2 \Phi(\mathbf{X}_{oj}, t). \quad (52)$$

All the symbols ε_o are removed from Eq.(50,51). $\bar{\Gamma}$ is the new fundamental Lagrangian 1-form determining the dynamics of all ions and electrons on the new coordinate system up to the second order approximation. $\Pi_o(\mathbf{X}_{oj}, \mu_{oj}, t)$ is a FLR term and could introduce the difference to the trajectory equations compared with those equations derived without $\Pi_o(\mathbf{X}_{oj}, \mu_{oj}, t)$.

IV. MODELLING THE FUNDAMENTAL LAGRANGIAN 1-FORM ON THE NEW COORDINATES BY NEW GDP MODELS

Eq.(50) determines the dynamics of all particles on new coordinates. As explained in Appendix.(F), for systems which don't contain so many particles, the straightforward application of the Lagrangian 1-form in Eq.(50) is reasonable to predict the evolution of those systems. However, plasma systems containing too large number of charged particles don't fit the straightforward application of Eq.(50). The idea to overcome this problem is also to utilize a GVP model to model the fundamental Lagrangian 1-form on the new coordinate in the way similar to that given in Sec.(2). The potential $\Phi(\mathbf{X}_{oj}, t)$ experienced by the particle located at \mathbf{X}_{oj} is given by Eq.(39). The knowledge of $\Pi_o(\mathbf{X}_{oj}, \mu_{oj}, t)$ depends on $\Phi(\mathbf{X}_{oj}, t)$. The formalism of $\Phi(\mathbf{X}_{oj}, t)$ makes sure that we can use Poisson's equation plus a boundary condition to model it. Similar to Eq.(16), the relation between $\Phi(\mathbf{X}_{oj}, t)$ and the local charge density can be written as

$$\nabla^2 \Phi_k(\mathbf{X}_k, t) = \frac{1}{\epsilon_0} (eN_{ek}(\mathbf{X}_k, t) - qN_{ik}(\mathbf{X}_k, t)). \quad (53)$$

$N_{ek}(\mathbf{X}_k, t)$ and $N_{ik}(\mathbf{X}_k, t)$ are the average density of electrons and ions of the k th cell on the new coordinates and located at the spatial center of the k th cell. $\Phi_k(\mathbf{X}_k, t)$ is the average electrostatic potential at the center of the k th cell. The sketch map is given in Fig.(3)

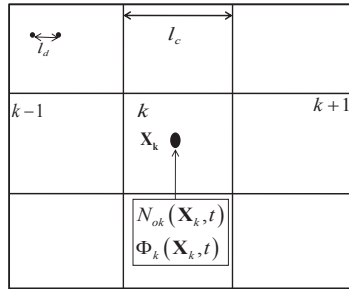


FIG. 3. The sketch map of cells and the location of $N_{ek}(\mathbf{X}_k, t)$ and $\Phi_k(\mathbf{X}_k, t)$ with $l_d \ll l_c \ll l_p$.

Just as Eq.(20), with the modeled electrostatic potential $\Phi_k(\mathbf{X}_k, t)$, the dynamics of the j th particle in the k th cell on the new coordinate can be described by the following test Lagrangian 1-form

$$\begin{aligned} \Gamma_{okj} = & (q_o \mathbf{A}(\mathbf{X}_{oj}) + m_o U_{oj} \mathbf{b}) \cdot d\mathbf{X}_{oj} + \frac{m_o \mu_{oj}}{q_o} d\theta_{oj} \\ & - \left(\mu_o B(\mathbf{X}_{oj}) + \frac{m_o U_{oj}^2}{2} + q_o \bar{\Psi}_{ok}(\mathbf{X}_k, \mu_{oj}, t) \right) dt, \end{aligned} \quad (54)$$

with

$$\bar{\Psi}_{ok}(\mathbf{X}_k, \mu_{oj}, t) = \Phi_k(\mathbf{X}_k, t) + \frac{\Pi_{ok}(\mathbf{X}_k, \mu_{oj}, t)}{2}, \quad (55)$$

$$\Pi_{ok}(\mathbf{X}_k, \mu_{oj}, t) = \rho_{oj}^2 \nabla^2 \Phi_k(\mathbf{X}_k, t), \quad (56)$$

where the second order derivative $\nabla^2 \Phi_k(\mathbf{X}_k, t)$ is given by a middle-point discrete derivative with \mathbf{X}_k as the center. Here, the factor $\frac{1}{2}$ before the electrostatic potential is removed, since all the mutual interactions depending on \mathbf{X}_{oj} are combined together and is approximated by $\Phi_k(\mathbf{X}_k, t)$. Eq.(54) determines the trajectory equations on the new coordinates. $\Pi_{ok}(\mathbf{X}_k, \mu_{oj}, t)$ denotes the FLR term introduced to the trajectory equations.

Now, we need to calculate the evolution of the density of charged particles in the k th cell. To do this, the Klimontovich distribution on the coordinate frame $\mathbf{Z}' = \{\mathbf{X}, \mu, U\}$ is needed

$$\mathbb{M}_{ok}(\mathbf{Z}') = \sum_j \frac{\delta(\mathbf{X} - \mathbf{X}_{oj}(t)) \delta(\mu - \mu_{oj}(t)) \delta(U - U_{oj}(t))}{B(\mathbf{X}_{oj}(t))}. \quad (57)$$

The independence of θ is naturally inherited by $\mathbb{M}_{ok}(\mathbf{Z}')$ from the fundamental Lagrangian 1-form Eq.(50) which is independent of θ .

The evolution of $\mathbb{M}_{ok}(\mathbf{Z}')$ is given by the Liouville's equation

$$\left(\frac{\partial}{\partial t} + \frac{d\mathbf{X}}{dt} \cdot \nabla + \frac{dU}{dt} \frac{\partial}{\partial U} \right) \mathbb{M}_{ok}(\mathbf{Z}') = 0 \quad (58)$$

By ensemble average of \mathbb{M}_{ok} , the Vlasov distribution $F_o(\mathbf{Z}')$ can be derived and Eq.(58) becomes the Vlasov equation

$$\left(\frac{\partial}{\partial t} + \frac{d\mathbf{X}}{dt} \cdot \nabla + \frac{dU}{dt} \frac{\partial}{\partial U} \right) F_o(\mathbf{Z}') = 0. \quad (59)$$

By shrinking l_c to be small enough (much smaller than the Larmor radius of ions), the subscript k can be removed from Poisson's equation, the Lagrangian 1-form of a test particle, and the Vlasov equation, all of which are rewritten as

$$\nabla^2 \Phi(\mathbf{X}, t) = \frac{1}{\epsilon_0} (eN_e(\mathbf{X}, t) - qN_i(\mathbf{X}, t)), \quad (60)$$

$$\Gamma_o = (q_o \mathbf{A}(\mathbf{X}) + m_o U \mathbf{b}) \cdot d\mathbf{X} + \frac{m_o \mu}{q_o} d\theta - \left(\mu B(\mathbf{X}) + \frac{m_o U^2}{2} + q_o \bar{\Psi}_o(\mathbf{X}, \mu, t) \right) dt, \quad (61)$$

$$\left(\frac{\partial}{\partial t} + \frac{d\mathbf{X}}{dt} \cdot \nabla + \frac{dU}{dt} \frac{\partial}{\partial U} \right) F_o(\mathbf{Z}') = 0, \quad (62)$$

with

$$\bar{\Psi}_o(\mathbf{X}, \mu, t) = \Phi(\mathbf{X}, t) + \frac{\Pi_o(\mathbf{X}, \mu, t)}{2}, \quad (63)$$

$$\Pi_o(\mathbf{X}, \mu, t) = \rho_o(\mathbf{X}, \mu)^2 \nabla^2 \Phi(\mathbf{X}, t). \quad (64)$$

So far, we derived a GKP model comprising Eqs.(60,61,57) and a GVP model comprising of Eqs.(60-62) as the modeling of the fundamental Lagrangian 1-form in Eq.(50). These two models constitute a close system, respectively, based on which all theoretical analysis and simulations can be done.

V. THE EQUATION OF QUASI-NEUTRAL CONDITION IN THE NEW MODEL ON GYROCENTER COORDINATES

The new GVP model is taken as the example to show the equation for the quasi-neutral condition on gyrocenter coordinates. In this paper, the electrostatic potential with $l_p \gg \rho_e$ while $l_p \approx \rho_i$ is taken into account. The FLR term for electrons in Eq.(64) denoted by $\Pi(\mathbf{X}, \mu_{ej}, t)$ can be ignored, due to the much smaller Larmor radius of electrons. The adiabatic approximation of the fluctuation density of electrons can be written as

$$N_e(\mathbf{X}, t) = N_{e0}(\mathbf{X}) + \frac{e\Phi(\mathbf{X}, t)}{T_e} N_{e0}(\mathbf{X}), \quad (65)$$

with $N_{e0}(\mathbf{X})$ being the equilibrium density for electrons on the new coordinates. The FLR term denoted by $\Pi(\mathbf{X}, \mu_{oj}, t)$ for ions is kept. The distribution function of ions on new coordinates can be decomposed as^{1,47}

$$F_i(\mathbf{Z}') = F_{i0}(\mathbf{Z}') + F_{i1}(\mathbf{Z}'). \quad (66)$$

with the perturbed part being

$$F_{i1}(\mathbf{Z}') = -\frac{q\Psi(\mathbf{X}, \mu, t)}{T_i} F_{i0}(\mathbf{Z}') + H_i(\mathbf{Z}'). \quad (67)$$

Here, $H(\mathbf{Z})$ is the non-adiabatic distribution. The perturbed density is derived by integrating over the distribution function

$$\begin{aligned} N_{i1}(\mathbf{X}, t) &= \int F_{i1}(\mathbf{Z}') B(\mathbf{X}) d^3\mathbf{X} d\mu dU \\ &= -\frac{qN_{i0}(\mathbf{X}, t)}{T_i} (1 + \rho_i^2 \nabla^2) \Phi(\mathbf{X}, t) \\ &\quad + q \int H(\mathbf{Z}') B(\mathbf{X}) d^3\mathbf{X} d\mu dU, \end{aligned} \quad (68)$$

where ρ_t is the Larmor radius with the thermal velocity. The equation for the quasi-neutral condition becomes

$$\begin{aligned} \frac{e^2 \Phi(\mathbf{X}, t) N_{e0}(\mathbf{X})}{T_e} &= -\frac{q^2 N_{i0}(\mathbf{X})}{T_i} (1 + \rho_t^2 \nabla^2) \Phi(\mathbf{X}, t) \\ &\quad + q \int H(\mathbf{Z}') B(\mathbf{X}) d^3\mathbf{X} d\mu dU. \end{aligned} \quad (69)$$

The term proportional to $\rho_t^2 \nabla^2$ is a kind of the polarization density as explained by Eq.(38) of Ref.(9). But for the practical application, the edition of the equation for the quasi-neutral condition is

$$\begin{aligned} \frac{e^2 N_{e0}(\mathbf{X}, t) \Phi(\mathbf{X}, t)}{T_e} &= q \int F_{i1}(\mathbf{Z}') B(\mathbf{X}) d^3\mathbf{X} d\mu dU. \end{aligned} \quad (70)$$

For the numerical application of Eq.(70), F_{i1} can be straightforwardly calculated from the Vlasov equation based on the potential given by the last time step. To get the solution of the new potential on the current step, it's not needed to solve operator “ ∇^2 ” which appears in the equation for the quasi-neutral equation in the conventional gyrokinetic models.

VI. APPLICATIONS OF THE NEW GDP MODELS

For numerical applications of this new GDP models, the simulations are carried out totally on the new coordinate. Except at the beginning and at the end of the simulations, the calculations of Fourier spectrum of the perturbations and the average of the gyroangle are exempted at each time step. So the numerical time and numerical instabilities can be significantly reduced.

For the simulation based the Vlasov distribution, the initial distribution of $F_o(\mathbf{X}, \mu, U, t)$ needs to be transformed from the one on particle's coordinates. If we know an initial distribution function $f_{oin}(\mathbf{x}, u_1, \mu_1, t)$ for ions on particle's coordinates, the initial distribution on \mathbf{Z}' is given by

$$\begin{aligned} F_{iin}(\mathbf{Z}') \\ = \int f_{iin}(\mathbf{z}) \delta(\mathbf{x} - \mathbf{X} - \rho(\mathbf{X}, \mu, u, \theta)) \\ \times \delta(U - \mathbf{v} \cdot \mathbf{b}) \delta\left(\mu - \frac{m_i v^2}{2B(\mathbf{X})}\right) \frac{d^3 \mathbf{x} d\mathbf{v} d\theta}{2\pi B(\mathbf{X})} \end{aligned} \quad (71)$$

In fact, Eq.(71) is the first order approximation of Eq.(A7). The transform given by Eq.(71) naturally makes F_{iin} inherit the perturbation wave from f_{iin} . Using the initial distribution $F_{iin}(\mathbf{Z})$, Poisson's equation Eq.(60), and trajectory equations derived from Eq.(61), the time evolution of the distribution in Eq.(62) can be calculated to get $F_{iend}(\mathbf{Z})$, based on which various quantities, e.g, transport of number density, momentum, energy, and amplitude of potential fluctuation, can be derived on new coordinate \mathbf{Z} . $F_{iend}(\mathbf{Z})$ can also be transformed back to the one on particle's coordinates by the following formula

$$\begin{aligned} f_{iend}(\mathbf{z}) = \int \frac{F_{iend}(\mathbf{Z}') \delta(\mathbf{x} - \mathbf{X} - \rho(\mathbf{X}, \mu, U, \theta)) \\ \times \delta(U - \mathbf{v} \cdot \mathbf{b}) \delta\left(\mu - \frac{m_i v^2}{2B(\mathbf{X})}\right)}{\frac{d^3 \mathbf{x} d\mu dU d\theta}{2\pi}} \end{aligned} \quad (72)$$

The perturbation wave included by $\mathbb{F}_{iend}(\mathbf{Z})$ is naturally transmitted back to $f_{iend}(\mathbf{z})$ by Eq.(72).

For particle-in-cell simulations, all equations needed are the trajectory equations derived from Eq.(61), the Poisson's equation given by Eq.(60) and the evolution equation Eq.(58) for the Klimontovich distribution, which constitute the GKP model. The four-point scheme to calculate the density on particle coordinate from the one on the gyrocenter coordinate is exempted at each time step. Eqs.(71) and (72) may be applied to transform the distribution between \mathbf{z} and \mathbf{Z} at the beginning and at the end of the simulation.

VII. SUMMARY AND DISCUSSION

It's pointed out that a discrepancy of the different coordinate spaces exists between Poisson's equation and other equations contained in the conventional GDP models. This paper elucidated that the method to model the fundamental Lagrangian on particle's coordinates, which determines the dynamics of all ions and electrons in the magnetized plasmas with electrostatic perturbations, by Distribution-Poisson models can be applied to model the fundamental Lagrangian, which determines the dynamics of all ions and electrons on gyrocenter coordinate, by new GDP models (GKP model and GVP model). The new GDP models remove the discrepancy between the Poisson's equation and other equations, and they includes FLR effect as well. In particular, the numerical application of this new GDP models could reduce numerical error, instability and burden, since it doesn't need to carry out coordinate transform at each time step. To derive the new GDP models, three assumptions are adopted. The second one is of special interests, since the ensemble average of gyroangle is used to take place of the average of gyroangle for a single particle, which is widely adopted in the conventional gyrokinetic theory.

The approach to derive these new GDP models reveals one defect behind the conventional ones. The conventional model utilizes a test Lagrangian 1-form in Eq.(1), which can't guarantee the existence of Poisson's equation and Vlasov equation. So Poisson's equation and Vlasov equation are given as independent ones. When the coordinates are transformed to the new ones, the three equations need transformation independently. People in the past are forced to utilize Poisson's equation on particle's coordinates, which in turn introduces the issue of the transform of the electrostatic potential between the particle coordinates and the gyrocenter coordinates as explained in Sec.(I). However, the main innovational point of this paper is that it utilizes the fundamental Lagrangian 1-form in Eq.(8) which

determines the evolution of the whole system without turning to additional equations. By transforming the fundamental Lagrangian 1-form on particle's coordinates into the new one on gyrocenter coordinates using the Cary-Littlejohn single-parameter Lie transform method, the new Lagrangian 1-form still determines all the dynamics of the plasma system on the new coordinates, with the coulomb force still being the inverse-square kind. Eventually, a new GDP model comprised of the trajectory equations, the equation for the evolution of the distribution, in particular, Poisson's equation totally on the new coordinates can be derived as the modeling of this Lagrangian 1-form.

On the other hand, since the conventional GDP models adopts a hybrid coordinate scheme, the coordinate transform is carried out between those equations at each time step. The idea underlying the coordinate transform is that the orbit of each particle is a perfect circle surrounding the gyrocenter. However, the circle is just an approximation of the real orbit of the charged particles, which still experiences various drift motions that a perfect circle can not be formed. So, each new coordinate transform may introduces new errors into the system. The consecutive coordinate transform may accumulate enough errors to get the artificial system deviate from the real system very much and cause it lose the fidelity. In fact, if we recover the modelling procedure for the conventional GDP models as introduced in Appendix.(B), and compare it with that for the new GDP models, it can be found that the former one is not a consistent modelling procedure.

In this paper, the fundamental Lagrangian 1-form is only approximated up to the second order $O(\varepsilon_o^2)$. High order approximation can be carried out for specific problems. This paper only considers electrostatic perturbations, whilst the magnetic vector potential is treated as the background field. For magnetic perturbations, such an operation is improper. The non-equilibrium part of the magnetic vector potential needs special treatment similar to the treatment of the electrostatic potential in this paper. This is left for the future work.

VIII. ACKNOWLEDGMENTS

This work was completed at Uji campus of Kyoto University, Japan. The author is indebted to the discussion with Prof. Weixing Wang, Prof. Yasuaki Kishimoto, Prof. Kenji Imadera, Prof. Alain Brizard, Prof. Guoyong Fu and Prof. T.S.Hahm, in particular, is grateful to Prof. Johan Anderson for reading the manuscript.

Appendix A: Background field, non-background field and scalar under the coordinate transform

In the Lagrangian 1-form on particle's coordinates given by Eq.(1) and the new one on gyrocenter coordinates given by Eq.(2), there exists two kinds of fields. The background field is given by the magnetic vector potential $\mathbf{A}(\mathbf{x})$. It's independent of the time evolution as Poisson's equation and Vlasov equation don't contain $\mathbf{A}(\mathbf{x})$. In the new 1-form given by Eq.(2), it appears without changing its functional form, only with the old coordinate \mathbf{x} replaced by a new one \mathbf{X} .

The other field is the non-background field which is the electrostatic potential generated by the separation of ions and electrons. It should be noted that $\Phi(\mathbf{X}, t)$ given by Eq.(39) is different from $\phi(\mathbf{x}, t)$ given by Eq.(7) in the following way. $\phi(\mathbf{x}, t)$ and $\Phi(\mathbf{X}, t)$ both depend on the spatial coordinate of all particles in the respective spatial space. The coordinate transform which induces the pullback transform Eq.(35) is approximated as

$$\mathbf{x}_{oj} \approx \mathbf{X}_{oj} - \mathbf{g}_{oj}^{\mathbf{X}}. \quad (\text{A1})$$

$\mathbf{g}_{oj}^{\mathbf{X}}$ depends on μ_{oj} . If the RHS of Eq.(A1) is substituted back to $\phi(\mathbf{x}, t)$, it's found that $\phi(\mathbf{x}, t)$ depends on $(\mathbf{X}_{oj}, \mu_{oj})$ for all j and $o \in \{i, e\}$ except the new coordinate of this particle. However, $\Phi(\mathbf{X}, t)$ only depends on \mathbf{X}_{oj} for all o and j , not on any μ_{oj} . This also explains why $\phi(\mathbf{x}, t)$ is not a scalar under coordinate transform ψ .

The fact that $\phi(\mathbf{x}, t)$ is not a scalar can also be explained as follows. As introduced in Sec.(I), the coordinate transform ψ is defined on the phase space as $\psi : \mathbf{z} \equiv (\mathbf{x}, \mathbf{v}) \rightarrow$

$\mathbf{Z} \equiv (\mathbf{X}, \mathbf{V})$. The Cary-Littlejohn single-parameter Lie transform theory¹⁰ shows that for a coordinate transform described by a group of autonomous equations like

$$\frac{dZ_f^i}{d\varepsilon}(\mathbf{z}, \varepsilon) = g^i(\mathbf{Z}), \quad (\text{A2})$$

and

$$\frac{d\mathbf{z}}{d\varepsilon} = 0, \quad (\text{A3})$$

if there exists a scalar $s(\mathbf{z})$ with its counterpart in the new coordinate transform being $S(\mathbf{Z})$, then, from the identity $s(\mathbf{z}) = S(\mathbf{Z}, \varepsilon)$, the following formula can be derived

$$\frac{\partial S}{\partial \varepsilon}(\mathbf{Z}, \varepsilon) = -g^\mu(\mathbf{Z}) \frac{\partial S}{\partial Z^\mu}(\mathbf{Z}, \varepsilon). \quad (\text{A4})$$

Now, if we assume that $\phi(\mathbf{x}, t)$ is a scalar under the coordinate transform, and its new form is denoted as $\Phi(\mathbf{X}, t, \varepsilon)$ in the new coordinate, similar to Eq.(A4), we could derive an equation

$$\frac{\partial \Phi(\mathbf{X}, t, \varepsilon)}{\partial \varepsilon} = -g^\mu(\mathbf{Z}) \frac{\partial \Phi(\mathbf{X}, t, \varepsilon)}{\partial Z^\mu}. \quad (\text{A5})$$

In Eq.(A5), $g^\mu(\mathbf{Z})$ is a function of variables $(\mathbf{X}, \mu, \theta)$. But $\Phi(\mathbf{X}, \mathbf{t})$ is only a function over \mathbf{X}, t . Therefore, Eq.(A5) is not valid. The essential reason is that $\phi(\mathbf{x}, \mathbf{t})$ is not a scalar under coordinate transform.

However, the distribution is a scalar, the transform of which is

$$\frac{\partial F_o(\mathbf{Z})}{\partial \varepsilon} = -g^\mu(\mathbf{Z}) \frac{\partial F_o(\mathbf{Z})}{\partial Z^\mu}. \quad (\text{A6})$$

The solution of Eq.(A6) is

$$F_o(\mathbf{Z}) = \exp(-\mathbf{g}(\mathbf{Z}) \cdot \nabla) f_o(\mathbf{Z}). \quad (\text{A7})$$

Appendix B: Comparing the modelling procedure (MP) between the conventional GVP models and the new GVP models

MP for the conventional GVP model is different from the MP for the new GVP model. The former one adopts the coarse-grained scheme to derive a VP model first as the modeling of the Lagrangian 1-form in Eq.(11). Then, the coordinate transform is carried out for those three equations contained by the VP model to transform them to the ones on gyrocenter coordinates. However, MP for the new GVP model transforms the the Lagrangian 1-form in Eq.(11) first to the new one on gyrocenter coordinates. Then, the coarse-grained scheme is utilized to derive a new GVP model as the modeling of this new Lagrangian 1-form.

In fact, MP for the conventional GVP model is not consistent with the spirit of the coordinate transform. The coordinate transform for the test Lagrangian 1-form is only carried out for the test particle. If we trace back to the model before the coarse-grained scheme, it's found that the potential the test particle feels given by Eq.(7) depends on all other particles. That means that the MP only carries out the coordinate transform for the coordinates of the test particle in Eq.(7). However, not only the test particle but also all other particles should experience the coordinate transform simultaneously.

Appendix C: Energy conservation of the system given by Eq.(50)

The trajectory equations derived from Eq.(50) are

$$\dot{\mathbf{X}}_{oj} = \frac{U_{oj} \mathbf{B}_{oj}^* + \mathbf{b} \times \nabla H_{oj}}{\mathbf{b} \cdot \mathbf{B}_{oj}^*} \quad (\text{C1})$$

$$\dot{U}_{oj} = \frac{-\mathbf{B}_{oj}^* \cdot \nabla H_{oj}}{\mathbf{b} \cdot \mathbf{B}_{oj}^*}, \quad (\text{C2})$$

$$\dot{\mu}_{oj} = 0, \quad (\text{C3})$$

with $\mathbf{B}_{oj}^* = \nabla_{oj} \times (\mathbf{A}(\mathbf{X}_{oj}) + U_{oj}\mathbf{b})$. The energy per particle is formally written as

$$H_{oj} = \frac{m_o U_{oj}^2}{2} + \mu_{oj} B(\mathbf{X}_{oj}) + q_o \bar{\Psi}(\mathbf{X}_{oj}, \mu_{oj}). \quad (\text{C4})$$

Now, we try to prove $\frac{d}{dt} \sum_{o,j} H_{oj} = 0$. It's first to derive the following three identities

$$\begin{aligned} \sum_{o,j} m_o \frac{d}{dt} U_{oj}^2 &= \sum_{o,j} \frac{-U_{oj} \mathbf{B}_{oj}^* \cdot \nabla_{oj} \sum_{n \in \{i,e\},h} H_{nh}}{\mathbf{b} \cdot \mathbf{B}_{oj}^*} \\ &= \sum_{o,j} \frac{-U_{oj} \mathbf{B}_{oj}^* \cdot \nabla_{oj} \sum_{n \in \{i,e\},h} \left(\overbrace{m_n U_{nh}^2}^{(2.1)} + \underbrace{\mu_{nh} B(\mathbf{X}_{nh})}_{(1.1)} + \underbrace{q_n \Psi_n(\mathbf{X}_{nh}, \mu_{nh})}_{(1.1)} \right)}{\mathbf{b} \cdot \mathbf{B}_{oj}^*}, \end{aligned} \quad (\text{C5})$$

$$\begin{aligned} \sum_{o,j} \mu_o \frac{dB(\mathbf{X}_{oj})}{dt} &= \sum_{o,j} \mu_o \frac{d\mathbf{X}_{oj}}{dt} \cdot \nabla_{oj} B(\mathbf{X}_{oj}) \\ &= \sum_{o,j} \frac{\left(\overbrace{\mu_{oj} U_{oj} \mathbf{B}_{oj}^*}^{(2.2)} + \underbrace{\mu_{oj} \mathbf{b} \times \nabla_{oj} \sum_{n \in \{i,e\},h} H_{nh}}_{(3.1)} \right)}{\mathbf{b} \cdot \mathbf{B}_{oj}^*} \cdot \nabla_{oj} B(\mathbf{X}_{oj}), \end{aligned} \quad (\text{C6})$$

$$\begin{aligned} \frac{d}{dt} \sum_{oj} q_o \Psi(\mathbf{X}_{oj}, \mu_{oj}) &= \sum_{n \in \{i,e\},h} \frac{d\mathbf{X}_{nh}}{dt} \cdot \nabla_{nh} q_o \sum_{o \in \{i,e\},j} \Psi(\mathbf{X}_{oj}, \mu_{oj}) \\ &= \sum_{n,h} \left(\frac{\left(\overbrace{U_{nh} \mathbf{B}_{nh}^*}^{(1.2)} + \underbrace{\mathbf{b} \times \nabla_{nh} \sum_{m \in \{i,e\},k} H_{mk}}_{(3.2)} \right)}{\mathbf{b} \cdot \mathbf{B}_{oj}^*} \cdot \nabla_{nh} q_o \sum_{o \in \{i,e\},j} \Psi(\mathbf{X}_{oj}, \mu_{oj}) \right). \end{aligned} \quad (\text{C7})$$

In Eq.(C7), the property of $\Psi(\mathbf{X}_{oj}, \mu_{oj})$ doesn't explicitly depend on the time is applied. This is basic property of the electrostatic fluctuation. It's easy to observed that term (1.1) cancels (1.2), term (2.1) cancels (2.2). Term (3.1) cancels (3.2) based on the following two identities

$$\begin{aligned} \mu_{oj} \mathbf{b} \times \nabla_{oj} H_{oj} \cdot \nabla_{oj} B(\mathbf{X}_{oj}) &= \mu_{oj} \mathbf{b} \times \nabla_{oj} q_o \Psi(\mathbf{X}_{oj}, \mu_{oj}) \cdot \nabla_{oj} B(\mathbf{X}_{oj}), \end{aligned} \quad (\text{C8})$$

$$\begin{aligned} \mathbf{b} \times \nabla_{oj} H_{oj} \cdot \nabla_{oj} q_o \Psi(\mathbf{X}_{oj}, \mu_{oj}) &= \mu_{oj} \mathbf{b} \times \nabla_{oj} B(\mathbf{X}_{oj}) \cdot \nabla_{oj} q_o \Psi(\mathbf{X}_{oj}, \mu_{oj}). \end{aligned} \quad (\text{C9})$$

Then, the conservation of the total energy of the system is proved.

Appendix D: The equivalence between inhomogeneous and homogeneous distribution over the gyrophase under guiding-center transform

The guiding-center transform is written as $\mathbf{x} = \exp(\boldsymbol{\rho}(\mathbf{X}, \mu, \theta) \cdot \nabla)\mathbf{X}$. Its first order approximation is $\mathbf{x} = \mathbf{X} + \boldsymbol{\rho}(\mathbf{X}, \mu, \theta)$. The reverse transform can be formally expressed as $\mathbf{X} = \mathbf{x} - \boldsymbol{\rho}'(\mathbf{x}, \mu, \theta)$. Guiding-center transform eliminates the inhomogeneous distribution over the gyrophase on particle coordinates. For example, an initial distribution is given by the following figure Fig.(4).

In Fig.(4), the spatial parts of the guiding-center coordinates of all particles are located at the same position. But on particle coordinates, the positive and negative charged particles are inhomogeneously distributed over the gyrophase. The separation of the positive and negative charges leads to the electrostatic potential on particle coordinates at the initial moment. This inhomogeneous distribution changes fast with the frequency equaling around the gyrofrequency. But the push-forward transform locates all particles at the same spatial position on guiding-center coordinate. Since the distribution function on guiding center is independent of θ , this charge separation is removed from the distribution.

On the other hand, $\mathbf{x} = \mathbf{X} + \boldsymbol{\rho}(\mathbf{X}, \mu, \theta)$ is used when carrying out the backward transform to transform the distribution on guiding-center coordinate back to the one on particle coordinates and θ is treated as homogeneous over $\{0, 2\pi\}$. We still take the example given previously. In Fig.(4), the forward transform results in the density locates at the guiding-center which is denoted by the green point. Now, the backward transform leads to a continuous distribution of particles homogeneously over gyrophase as Fig.(5) shows. Therefore, the original inhomogeneous information of the distribution over the gyrophase on particle coordinate is lost after the guiding-center transform.

It can be concluded that for the guiding-center transform, we can actually use a homogeneous distribution over the gyrophase, instead of those non-homogeneous ones, since both kinds of distributions as shown in Figs.(4) and (5) on particle coordinates lead to the same distribution and dynamics on guiding-center coordinates.

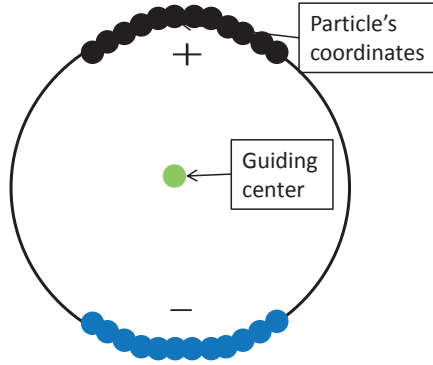


FIG. 4. The positive charge is denoted as "+". The negative charge is denoted as "-". The spatial parts of the guiding-center coordinates of all particles are the same. However, on particle coordinates, the positive and negative charged particles are inhomogeneously distributed over the gyrophase.

Appendix E: The equivalence between the ensemble average for the gyrophase and the gyroaverage for a single particle

In this paper, the ensemble average is carried out for the gyrophase of the ensemble of particles, which possess the same (\mathbf{X}, μ, U) on guiding-center coordinates and the same charged species, to replace the conventional operation as the gyroaverage for a single particle. All these particles have the same kinetics on guiding-center coordinates. The conventional op-

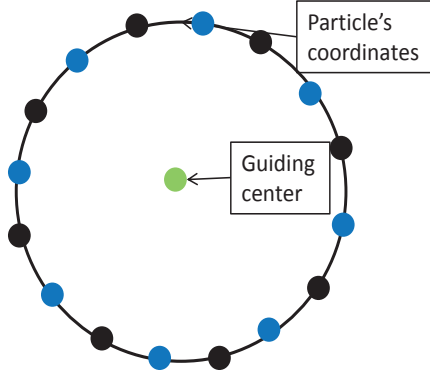


FIG. 5. The backward transform produces a homogeneous distribution of particles over gyrophase. Therefore, the original inhomogeneous information is lost.

eration introduces a full differential term dS and some infinitesimal generators to decouple the gyrophase θ from the remaining degrees of freedom, the formalism of which is given in Ref.(10,19). The two basic equations for this formalism given in Ref.(10) are listed here

$$g_n^j = \left(\frac{\partial S_n}{\partial Z^i} + C_{ni} \right) J_0^{ij}, \quad (\text{E1})$$

$$\frac{\partial S_n}{\partial Z^0} + V_0^i \frac{\partial S_n}{\partial Z^i} = \Gamma_{n0} - C_{n\mu} V_0^\mu. \quad (\text{E2})$$

The meaning of each symbol can be found in Ref.(10). The function of these two equations is to make the left Lagrangian 1-form determining the kinetics of the test particle independent of the gyrophase.

Due to the equivalence between inhomogeneous and homogeneous distribution over the gyrophase under guiding-center transform, we can always use the homogeneous distribution over gyrophase to replace the inhomogeneous ones. For a homogeneous distribution over gyrophase, it is easy to check that the ensemble average is equivalent to the gyroaverage for a single particle.

However, it's necessary to mention here that the concept of ensemble average can only adapt to a plasma system containing enough number of charged particles.

Appendix F: Systems not adapting to Poisson equation and ensemble average

In the context, we only consider the plasma systems which include enough number of charged particles that the Poisson equation as the modeling of Coulomb force and the ensemble average over the gyrophase can be adopted. For some systems which contain medial number of or a few of charged particles, Poisson equation and ensemble average shouldn't be adopted. To decouple the gyrophase from the fundamental Lagrangian 1-form of such systems, the operation of gyroaverage for single particle should be implemented. After obtaining the fundamental Lagrangian 1-form on guiding-center coordinates, the straightforward application of the pairwise force is reasonable, no necessary to take an additional procedure to model this fundamental Lagrangian as down in Sec.(IV).

It's an advantage of the new gyrokinetic theory to treat a system where Poisson equation can not be applied. And the study of such systems are out of the capability of the conventional gyrokinetic models, for which the Coulomb force is degenerated to the Poisson equation.

¹Antonsen, T. M. and Lane, B., Phys. Fluids. **23**, 1205 (1980).

²Arnold, V., *Mathematical Methods of Classical Mechanics* (Springer-Verlag, 1989).

- ³Balesc, R., *Aspects of Anomalous Transport in Plasmas* (Institute of Physics Publishing, 2005).
- ⁴Baxter, B. J., *Exactly Solved Models in Statistical Mechanics* (ACADEMIC PRESS INC., 1982).
- ⁵Beer, M. A. and Hammett, G. W., Phys. Plasmas. **3**, 4046 (1996).
- ⁶Birdsall, C. and Langdon, A., *Plasma Physics Via Computer Simulation* (McGraw-Hill, Inc., 1985).
- ⁷Bottino, A. and Sonnendrcker, E., J. Plasma Phys. **81**, 435810501 (2015).
- ⁸Brizard, A. J., *Nonlinear Gyrokinetic Tokamak Physics*, Ph.D. thesis (1990).
- ⁹Brizard, A. J. and Hahm, T. S., Rev. Mod. Phys. **79**, 421 (2007).
- ¹⁰Cary, J. R. and Littlejohn, R. G., Ann. Phys. **151**, 1 (1983).
- ¹¹Chen, Y. and Parker, S. E., J. Comput. Phys. **189**, 463 (2003).
- ¹²Diamond, P. H., Itoh, S.-I., and Itoh, K., "Modern plasma physics, volume i: Physics kinetics of turbulent plasmas," (2001).
- ¹³Diamond, P. H., Itoh, S.-I., Itoh, K., and Hahm, T. S., Plasma Phys. Contr. F. **47**, R35 (2005).
- ¹⁴Dubin, D. H. E., Krommes, J. A., Oberman, C., and Lee, W. W., Phys. Fluids. **26**, 3524 (1983).
- ¹⁵Fitzpatrick, R., (Introduction to Plasma Physics (1998)).
- ¹⁶Frieman, E. A. and Chen, L., Phys. Fluids. **25**, 502 (1982).
- ¹⁷Garbet, X., Idomura, Y., Villard, L., and Watanabe, T. H., Nucl. Fusion **50**, 043002 (2010).
- ¹⁸Greiner, W., Neise, L., and Stocker, H., *Thermodynamics and Statistical Mechanics* (Springer-Verlag, 1995).
- ¹⁹Hahm, T. S., Phys. Fluids. **31**, 2670 (1988).
- ²⁰Hazeltine, R. and Meiss, J., (1992).
- ²¹Helander, P., S. D., *Collisional Transport in Magnetized Plasmas* (Cambridge Press, 2002).
- ²²Idomura, Y., Ida, M., Kano, T., Aiba, N., and Tokuda, S., Comput. Phys. Commun. **179**, 391 (2008).
- ²³Itoh, K., I. S.-I. F. A., *Transport and Structural Formation in Plasmas* (Institute of Physics Publishing, 1999).
- ²⁴Jackson, J. D., *Classical Electrodynamics* (John Wiley-Sons, Inc, 1999).
- ²⁵Jenko, F., Dorland, W., Kotschenreuther, M., and Rogers, B. N., Phys. Plasmas. **7**, 1904 (2000).
- ²⁶Jolliet, S., Bottino, A., Angelino, P., Hatzky, R., Tran, T. M., McMillan, B. F., Sauter, O., Appert, K., Idomura, Y., and Villard, L., Comput. Phys. Commun. **177**, 409 (2007).
- ²⁷Kadanoff, L. P., Physics **2**, 263 (1966).
- ²⁸Klimontovich, Y. L., *Kinetic theory of nonideal gases and nonideal plasmas. Translated by Balescu R.* (Pergamon Press, 1982).
- ²⁹Lee, W. W., Phys. Fluids. **26**, 556 (1983).
- ³⁰Lee, W. W., J. Comput. Phys. **72**, 243 (1987).
- ³¹Lin, Z. and Lee, W. W., Phys. Rev. E **52**, 5646 (1995).
- ³²Littlejohn, R. G., J. Plasma Phys. **29**, 111 (1983).
- ³³Marsden, J. and Ratiu, T., *Introduction to mechanics and symmetry: A basic exposition of Classical mechanical Systems* (Spring-Vlerg Berlin Heideberg, 2006).
- ³⁴McMillan, B. F. and Villard, L., Phys. Plasmas. **21**, 052501 (2014).
- ³⁵Peeters, A. G., Camenen, Y., Casson, F. J., Hornsby, W. A., Snodin, A. P., Strintzi, D., and Szepesi, G., Comput. Phys. Commun. **180**, 2650 (2009).
- ³⁶Peskin, M. E. and Schroeder, D. V., *An introduction to quantum field theory* (Perseus Books, 1995).
- ³⁷Qin, H., Tang, W. M., and Lee, W. W., Phys. Plasmas. **7**, 4433 (2000).
- ³⁸Scott, B. and Smirnov, J., Phys. Plasmas. **17**, 112302 (2010).
- ³⁹Sugama, H., Phys. Plasmas. **7**, 466 (2000).
- ⁴⁰Tronko, N., Bottino, A., and Sonnendrcker, E., Phys. Plasmas. **23**, 082505 (2016).
- ⁴¹Wang, S., Phys. Plasmas. **13**, 052506 (2006).
- ⁴²Wang, W. X., Lin, Z., Tang, W. M., Lee, W. W., Ethier, S., Lewandowski, J. L. V., Rewoldt, G., Hahm, T. S., and Manickam, J., Phys. Plasmas. **13**, 092505 (2006).
- ⁴³Wesson, J., *Tokamaks* (Oxford Press, 2004).
- ⁴⁴White, R. B., *The theory of toroidally confined plasmas 2nd ed.* (Imperial College Press, 2001).
- ⁴⁵Wilson, K. G., Phys. Rev. B **4**, 3174 (1971).
- ⁴⁶Yu, Z. and Qin, H., Phys. Plasmas. **16**, 032507 (2009).
- ⁴⁷Zhang, S. and Sun, Q., Plasma Phys. Contr. F. **56**, 105007 (2014).