

# The SNO+ experiment physics goals and backgrounds mitigation

GERSENDE PRIOR (FOR THE SNO+ COLLABORATION)

*Laboratório de Instrumentação e Física Experimental de Partículas*

The main physics goal of the SNO+ experiment is the search for neutrinoless double-beta decay ( $0\nu\beta\beta$ ), a rare process which if detected, will prove the Majorana nature of neutrinos and provide information on the absolute scale of the neutrino mass. Additional physics goals include the study of solar neutrinos, anti-neutrinos from nuclear reactors and the Earth's natural radioactivity as well as Supernovae neutrinos. Located in the SNOLAB (Canada) deep underground laboratory, it will re-use the SNO detector. A short phase with the detector completely filled with water has started at the beginning of 2017, before running the detector with scintillator. This paper describes in details the SNO+ sensitivity to  $0\nu\beta\beta$  decays, as well as the other physics goals. Crucial to these large volume liquid scintillator experiments, is the ability to constraint the low-energy background from radioactive decays. Methods to mitigate those are also presented.

PRESENTED AT

NuPhys2016, Prospects in Neutrino Physics  
Barbican Centre, London, UK, December 12-14, 2016

# 1 The SNO+ experiment

The SNO+ experiment uses the SNO  $\sim 9300$  photo-multipliers (PMTs). The detector was upgraded with a new hold-down ropes systems, new data-acquisition and read-out systems, and modifications of its water plant. New scintillation and tellurium purification plants are also being completed at present. The detector is constituted of a geodesic steel structure of 17 m diameter which supports the PMTs. Inside, a spherical acrylic vessel of 6 m radius holds the media. The acrylic vessel is shielded by 7 kt of pure water which fills the entire cavern, additional rock shields composed of norite and granite/gabbro are surrounding the detector located 2 km underground in SNOLAB (Canada). SNO+ will have several experimental phases: a water phase, a scintillator phase with 780 tons of liquid scintillator and a scintillator loaded phase with 1.33 tons of  $^{130}\text{Te}$  (0.5%  $^{nat}\text{Te}$ ). The detector is equipped with a set of different calibration systems which are composed of deployable radioactive sources (provide an estimation of the reconstruction efficiency and the systematics uncertainties) and optical systems (measure the PMTs response and media properties such as the attenuation and scattering coefficients). See [1, 2, 3, 4] for more detailed information.

## 2 The SNO+ Physics

### 2.1 Neutrinoless double-beta decay with $^{130}\text{Te}$

Two neutrinos double-beta decay ( $2\nu\beta\beta$ ) is a very rare process that is permitted for 35 known natural isotopes. It was experimentally observed in 11 of them. Neutrinoless double-beta decay ( $0\nu\beta\beta$ ) can occur if neutrinos have a mass and they are their own anti-particles (Majorana neutrinos). The effective Majorana mass corresponds to  $\langle m_{\beta\beta} \rangle = |\sum m_i \times U_{ei}^2|$  [5], where  $m_i$  is the mass of the neutrino eigenstate  $i$  and  $U_{ei}$  the Pontecorvo-Maki-Nakagawa-Sakata (PMNS) matrix elements ( $i = 1, 2, 3$ ). The  $0\nu\beta\beta$  decay rate can be written as follows:

$$\Gamma^{0\nu\beta\beta} = \ln(2) \cdot (T_{1/2}^{0\nu\beta\beta})^{-1} = \ln(2) \cdot G^{0\nu\beta\beta}(Q_{\beta\beta}, Z) \cdot g_A^4 \cdot |M^{0\nu\beta\beta}|^2 \cdot \frac{\langle m_{\beta\beta} \rangle^2}{m_e^2}$$

where  $G^{0\nu\beta\beta}$  is the phase-space factor and  $M^{0\nu\beta\beta}$  the Nuclear Matrix Elements (NME), both have values depending on the isotope chosen [6]. The limit on the isotope half-life can be described as:

$$T_{1/2}^{0\nu\beta\beta} = \frac{N \cdot \ln(2)}{n_\sigma} \cdot \frac{f(\delta_\epsilon) \cdot t}{\sqrt{(b \cdot M + c) \cdot \delta E \cdot t}}$$

with  $N$  corresponding to the total number of isotope nuclei,  $n_\sigma$  the number of standard deviation,  $f(\delta_\epsilon)$  the energy window acceptance fraction,  $t$  the time,  $M$  the isotope mass

in kg,  $\delta E$  the energy window in keV,  $b$  the background counts in  $(\text{keV.kg.yr})^{-1}$  and  $c$  the backgrounds counts in  $(\text{keV.yr})^{-1}$ . Background  $b$  (e.g. U/Th) scales with the isotope quantity whereas  $c$  is independent of the isotope (e.g. solar  $^8\text{B}$ ).  $^{130}\text{Te}$  has been chosen by the SNO+ collaboration for the following properties: its high natural abundance (34.08%), its  $2\nu\beta\beta$  long half-life ( $7.0 \times 10^{20}$  yr) and the absence of inherent absorption lines. However, its energy end-point  $Q_{\beta\beta} = 2.527$  MeV, which requires a very detailed knowledge of the backgrounds falling in the Region of Interest (ROI). The  $0\nu\beta\beta$  half-life as a function of the effective Majorana neutrino mass for different isotopes is given in Figure 1.

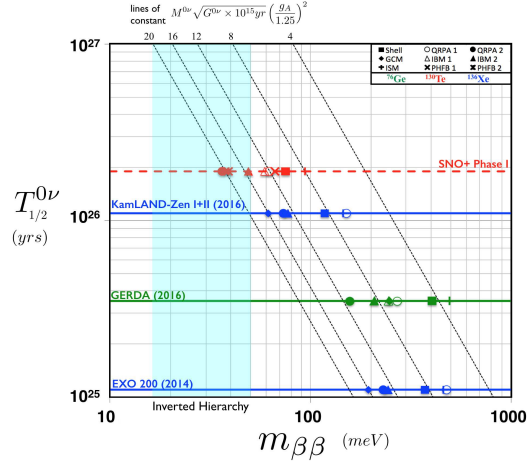


Figure 1:  $0\nu\beta\beta$  half-life and effective Majorana mass sensitivity for different isotopes and NME values.

## 2.2 Backgrounds mitigation

A novel technique for loading the scintillator cocktail (LAB+PPO) uses Te-Diol, which will provide a light yield of 390 hits/MeV. The spectrum of an hypothetical  $0\nu\beta\beta$  signal for a effective Majorana mass of 200 meV and backgrounds for 5 years of data-taking with 0.5%  $^{nat}\text{Te}$  loading and a FV cut  $R = 3.5$  m is given in Figure 2 (left). The expected sensitivities for the  $0\nu\beta\beta$  half-life  $T_{1/2}^{0\nu\beta\beta}$  is  $> 0.8 \times 10^{26}$  yr ( $1.96 \times 10^{26}$  yr) for 1 year (5 years) data-taking\*. The background budget can be found in Figure 2 (right) representing 13.4 counts/yr in FV and ROI. The  $2\nu\beta\beta$  background is irreducible but will be constrained by using an asymmetric,  $[\mu - 0.5\sigma, \mu + 1.5\sigma]$ , ROI, however the energy resolution is limited. Background from  $(\alpha, n)$  will be rejected using coincidence-based cuts with an expected efficiency  $> 99.6\%$  (90%) for the prompt (delayed) signal. External  $\gamma$  backgrounds will be identified using FV and PMTs time distribution cuts. For the U and Th chain, the dominant background from  $^{214}\text{BiPo}$  and  $^{212}\text{BiPo}$  decays

\*The values  $G^{0\nu\beta\beta} = 3.69 \times 10^{-14} \text{ yr}^{-1}$ ,  $g_A = 1.269$  and  $M^{0\nu\beta\beta} = 4.03$  (IBM-2) have been used.

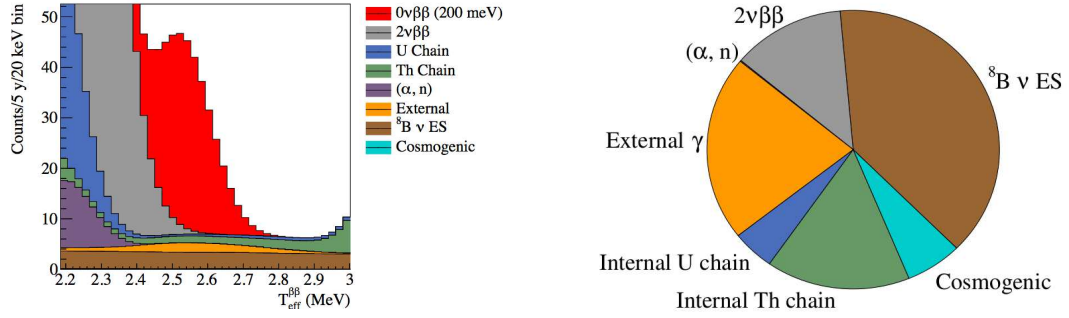


Figure 2: Stacked signal+backgrounds spectrum for 5 years data with 0.5%  ${}^{nat}\text{Te}$  and a FV cut  $R = 3.5$  m (left), background budget in the first year of data (right).

will be rejected using coincidence-based cuts with 100% rejection power for events in separate triggers. Purification techniques and long term underground storage will help eliminate backgrounds from cosmogenics. Finally the continuous background from elastically scattered electron from the solar  ${}^8\text{B}$  interaction will be normalized using published data.

### 2.3 Other physics

In addition to the search for  $0\nu\beta\beta$  decays, SNO+ has several other physics goals described below. Anti-neutrinos coming from nearby nuclear reactors will be measured (see Figure 3, left) in the pure and Te-loaded liquid scintillator phases. The neutron delayed capture (2.2 MeV  $\gamma$ ) from the inverse-beta-decay (IBD) reaction is used to tag such events. The expected precision to the neutrino oscillation parameter  $\Delta m_{12}^2$  is  $0.2 \times 10^{-5} \text{ eV}^2$  for 7 years of data-taking, similar to the precision obtained by KamLAND [7]. Detection of Solar neutrinos is done by recording the recoil electron signal

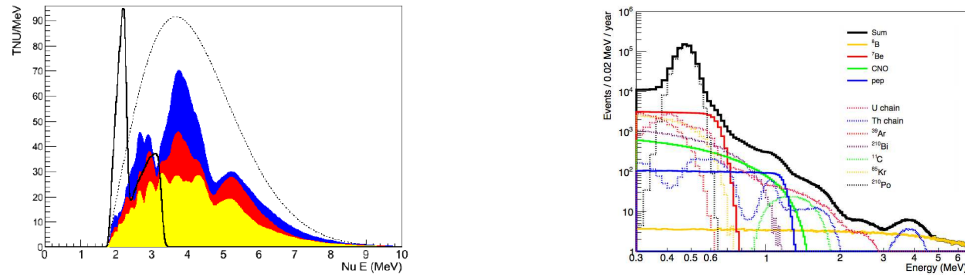


Figure 3: Visible anti-neutrino energy spectrum for  $10^{52}$  proton-year [1] (left) and solar neutrino spectrum (right).

from the neutrino elastic (ES) scattering in the pure scintillator phase (see Figure 3, right). The expected precision on the different fluxes is of 7.1% for  ${}^8\text{B}$ , 3.3% for  ${}^7\text{Be}$ , 8.9% for pep and 15% for CNO for 1 year data. Neutrinos from Supernovae located

in the vicinity of 10 kpc (see Figure 4, left) can be detected in all phases of the SNO+ experiment. A search for invisible modes such as the neutron decay from  $^{16}\text{O}$  into

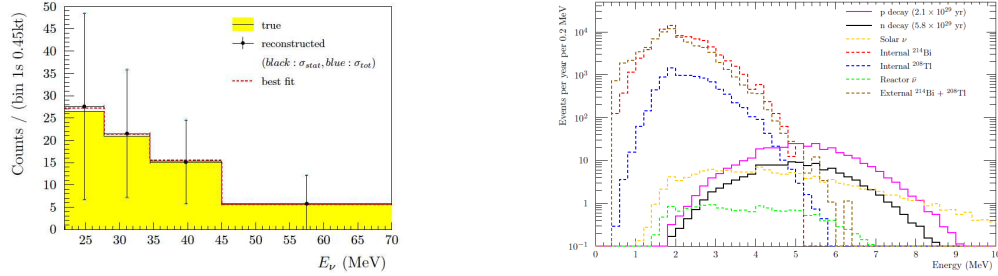


Figure 4: Neutrino energy spectra from a Supernova explosion [8] in the  $\nu$ -p ES channel (left) and nucleon decay spectra with a FV cut  $R = 5.5$  m (right).

$3\nu$  with emission of several  $\gamma$ s [9] will be performed in the water phase (see Figure 4, right). The expected limit on the neutron and proton lifetimes for 6 months of data is  $\tau_n \geq 1.25 \times 10^{30}$  yr and  $\tau_p \geq 1.38 \times 10^{30}$  yr.

## ACKNOWLEDGEMENTS

This work is funded by Fundação para a Ciência e a Tecnologia (FCT-Portugal) within the project grant IF/00863/2013/CP1172/CT0006 and by the Portuguese State.

## References

- [1] S. Andringa *et al.*, Advances in High Energy Physics 2016, 6194250 (2016).
- [2] B. Liggins, in Proceedings of NuPhys2016, London, 2016, edited by F. Di Lodovico and S. Pascoli (2017).
- [3] J. Dunger, in Proceedings of NuPhys2016, London, 2016, edited by F. Di Lodovico and S. Pascoli (2017).
- [4] E. Turner *et al.*, in Proceedings of NuPhys2016, London, 2016, edited by F. Di Lodovico and S. Pascoli (2017).
- [5] F.T. Avignone III *et al.*, Rev. Mod. Phys. 80, 481 (2008).
- [6] J. Barea *et al.*, Phys. Rev. C 87, 014315 (2013).
- [7] A. Gando *et al.*, Phys. Rev. D. 83, 052002 (2011).
- [8] B. Von Krosigk, Ph.D. thesis, Dresden, Tech. U. Dept. Math. (2015).
- [9] H. Ejiri, Phys. Rev. C 48, 3, pp. 1442-1444 (1993).