

Good Features to Correlate for Visual Tracking

Erhan Gundogdu, *Student Member, IEEE* and A. Aydın Alatan, *Senior Member, IEEE*

Abstract—During the recent years, correlation filters have shown dominant and spectacular results for visual object tracking. The types of the features that are employed in these family of trackers significantly affect the performance of visual tracking. The ultimate goal is to utilize robust features invariant to any kind of appearance change of the object, while predicting the object location as properly as in the case of no appearance change. As the deep learning based methods has emerged, the study of learning features for specific tasks has accelerated. For instance, discriminative visual tracking methods based on deep architectures have been studied with promising performance. Nevertheless, correlation filter based (CFB) trackers confine themselves to use the pre-trained networks which are trained for object classification problem. To this end, in this manuscript the problem of learning deep fully convolutional features for the CFB visual tracking is formulated. In order to learn the proposed model, a novel and efficient backpropagation algorithm is presented based on the loss function of the network. The proposed learning framework enables the network model to be flexible for a custom design. Moreover, it alleviates the dependency on the network trained for classification. Extensive performance analysis shows the efficacy of the proposed custom design in the CFB tracking framework. By fine-tuning the convolutional parts of a state-of-the-art network and integrating this model to a CFB tracker, which is the winner of VOT2016, 18% increase is achieved in terms of expected average overlap, and tracking failures are decreased by 25%, while maintaining the superiority over the state-of-the-art methods in OTB-2013 and OTB-2015 tracking datasets.

Index Terms—visual tracking, correlation filters, deep feature learning.

I. INTRODUCTION

One of the major problems in computer vision is single object visual tracking, which has potential applications including visual surveillance, security and defense applications and human computer interaction. Although the definition of this problem varies according to the application and the type of the target object, it can be described as tracking an object, which is marked by the user at the beginning of a video sequence. Tracking is accomplished by predicting the state of the object at each frame. The benchmark datasets [1] and [2], which are useful tools to assess the performances of the tracking algorithms, define the ground truth object state as the bounding box surrounding the object in the image domain. Thus, if there is more overlap between the prediction and the ground truth bounding box, more accurate localization of the target is obtained. In order to improve the accuracy of the tracking, various machine learning concepts have been borrowed, such

as sparse generative methods [3], [4], support vector machines [5] and deep learning [6], [7].

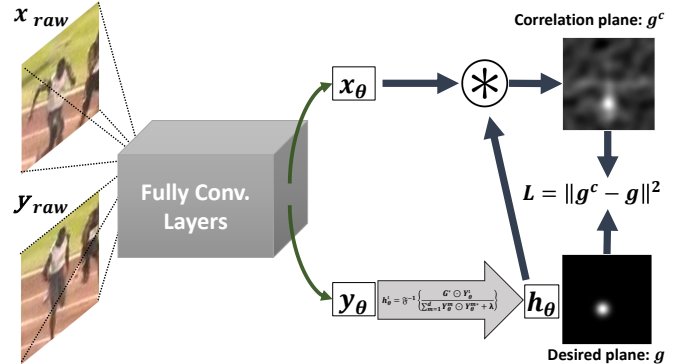


Fig. 1: Method overview: A CNN model is trained to improve the correlation quality such that when the correlation filter h_θ and the observation x_θ (both depend on the parameters of the CNN model) are circularly correlated, the resulting correlation output will be improved. This can be achieved by training the model with appropriate set of x_{raw} and y_{raw} pairs which differ in the appearance and translation of the object with respect to the center of the patch.

During the last decade, a substantial amount of effort has been put on the correlation filter based (CFB) trackers, while the pioneering study of Bolme *et.al.* [8] has triggered the use of correlation filters for visual tracking. Concretely, the attractive participants and the winners of the Visual Object Tracking (VOT) challenges are from the CFB tracking family in the last three years. This being the case, various improvements over the base correlation filter formulation are frequently proposed to enhance the accuracy of the tracking. The best performing trackers of VOT2015 [9] and VOT2016 [10] challenges utilize the pre-trained deep features [11] specifically trained on the large scale image recognition datasets [12], [13] for object classification. In order to employ these networks to the CFB frameworks, only convolutional layers are utilized, since the shift invariance property is intended to be maintained due to the nature of the correlation operation. The correlation capability of the features are limited to the classification network, which will hopefully generate good features to correlate. Nevertheless, learning deep convolutional features for CFB tracking cost function is still unexplored.

In order to break the limits of the aforementioned models of object recognition, we address the problem of learning a fully convolutional neural network which generates useful feature maps for correlation operation. The proposed framework consists of a single fully convolutional network. Training of the model is performed by propagating two image patches, which contain the same visual object, through the model. Once the feature maps of the top layer are obtained for each image patch, the difference between their circular correlation and the

Erhan Gundogdu is with the Department of Intelligent Data Analytics Research Program Department, Aselsan Research Center, Ankara, Turkey, and with the Department of Electrical and Electronics Eng. Dept., Middle East Technical University, Ankara, Turkey (e-mail: egundogdu@aselsan.com.tr).

A. Aydın Alatan is with the Department of Electrical and Electronics Eng. Dept. and Center for Image Analysis (OGAM), Middle East Technical University, Ankara, Turkey (e-mail: alatan@metu.edu.tr)

desired correlation response is to be minimized. The reduction of the difference between these two signals is obtained by the backpropagation of the error and the stochastic gradient descent procedure as in the case of training a classification based CNN architecture.

In this manuscript, our contributions can be summarized as follows:

- For the first time, a framework to train a fully convolutional deep network is presented for the correlation filter based tracking cost function.
- We derive the necessary and efficient formulation to backpropagate the network according to the CFB loss.
- The network which is trained on the dataset generated for our specific scenario is integrated into the CFB tracking methods DSST [14] and CCOT [15]. This significantly boosts the performance of the integrated trackers in benchmark datasets, VOT2016, OTB-2013 and OTB-2015¹².

In the remaining part of the manuscript, we first present the closely related work to our visual tracking framework in Section II. Then, the CFB formulation is explained in Section III, since the ultimate goal is to obtain robust feature maps to be employed in CFB trackers. In Section IV, the proposed feature learning method is given in detailed derivations. Section V reports the experimental results as well as the implementation details and dataset generation. Finally, Section VI discusses conclusive remarks about the proposed methodology and promising feature work.

II. RELATED WORK

Numerous methods have been proposed to solve the visual tracking problem for many decades. In this section, our aim is to give a literature survey as comprehensive and recent as possible to link the proposed method and the state-of-the-art trackers.

A. Discriminative Trackers

Discriminative methods utilize a classifier model, which is responsible for the classification of a visual sample as either the object or background. Model training is performed by collecting positive and negative examples from the region of interest that is provided at the beginning of the tracking. The object localization is generally performed by looking for the candidate location with the highest classifier score. The Haar-like features [17] and/or Local Binary Patterns [18] are employed in [19] and [20] to train an ensemble of classifiers, since these features can be efficiently extracted by integral images. Support Vector Machines are employed in [5] and further improved in [21], [22]. Deep learning based track-by-classification methods are also studied in the works, such as [23], [7] and [6]. Nevertheless, discriminative methods must evaluate their classifiers at each candidate location, thus bringing a significant computational load.

¹The source code and the presented results will be made publicly available soon. Please check <https://github.com/egundogdu/CFCF>

²This paper extends the previous work of the authors submitted to ICIP 2017 [16]

B. Generative Methods

Unlike the discriminative tracking approaches, generative methods describe appearance model for the object and optionally for the background. The object location is estimated as the one which contains the test instance with the most similarity to the appearance model. The model is updated with the object instance gathered from the predicted location. The study in [24] proposes an online subspace learning method. Another method in [25] models the object appearance in terms of the brightness histogram of the object patch. On the other hand, sparse visual trackers are proposed in [3], [4], [26] and [27], which mainly obtain a sparse projection of the object instances with respect to a dictionary consisting of the object templates. In [28] and [29], a joint sparsity constraint is forced in such a way that the resulting sparse coefficients are not only sparse themselves, but also their usage for different samples are sparse as well. Non-negative matrix factorization is also casted to the visual tracking problem in [30] to learn a non-negative dictionary. Generative methods suffer from the same problem, the evaluation of the objectness at each candidate location, as the discriminative trackers does.

C. Correlation Filter Based Trackers

Correlation filters have become popular by the pioneering study in [8], which mainly attempts to minimize the sum of squared error between the desired correlation response and the circular correlation of the filter and the object patch. Utilizing the Convolution Theorem and properties of Fast Fourier Transform, the minimization of correlation filter cost is efficiently computed in the frequency domain. The work in [14] extends [8] by formulating the multi-channel support and employing HOG feature maps. In addition, the method in [14] has a multi scale search support to estimate the scale of the object and to increase the tracking performance.

Kernelized correlation filters (KCF) are proposed in [31]. [32] generalizes [31] for multi-channel support. Various extensions of KCF is proposed in [33], [34] and [35] for better scale estimation as well as part based proposal combinations. The imperfect training example issue is addressed in the studies [36] and [37] by applying a spatial regularization on the correlation filter to increase the search range. Pre-trained deep CNN models are utilized in [38] and [39] as the feature maps to correlate. Moreover, the method in [15] presents a continuous domain correlation filter learning to address the utilization of feature maps with different resolution. Yet, there exist no attempts to learn deep convolutional networks for correlation operation.

D. Custom Architectures for Visual Tracking

Recently, various deep architectures with customized layers or objective functions have been proposed. An application of Siamese feature learning to the visual object tracking is proposed in [40] where the network learns to output similar features for various appearances of the target object and dissimilar ones for the target and non-target samples. Nevertheless, evaluation of many candidates are quite expensive. Hence,

a CNN model is introduced in [41], which directly learns to output the relative location of the object with respect to a reference object instance and avoids the expensive candidate evaluations and the feature matching phase. Unlike the model in [41] employing fully connected layers, a fully convolutional neural network is presented in [42]. In this approach [42], the object template and the test frame are passed through the same convolutional layers, and their correlation is obtained by the sliding window approach. The sliding window stage is operated in the convolutional layer format, since the standard deep learning libraries are efficiently exploited in order not to sacrifice much from the computation time, while still suffering from the satisfactory tracking performance.

Another popular concept is Recurrent Neural Networks (RNNs) [43], which is a useful neural network model, especially in neural language processing. RNNs are employed in [44] in order to estimate the confidence map of the target object by modeling the spatial relationships between the object and the background. Another spatial perspective is to spatially model the object structure [45]. This study successfully applies this idea to the visual tracking problem in order to assist the CNN layers. Unlike the use of RNNs for the spatial relationships, two concurrent works, [46] and [47], propose to learn an RNN model to directly estimate the motion of the object by modeling their RNNs to learn the relationships between the frames sequentially. Nevertheless, the visual tracking experiments are conducted on the simulation data, and they lack the performance on the standard benchmarks, such as VOT challenges [48], [9], [10] or Online Tracking Benchmarks [1], [2].

E. Combining Trackers

Combination of multiple online trackers is another research path. For instance, multiple correlation trackers are run at different parts of the object in [35]. A part-based version of MOSSE [8] has been proposed in [49] to accomplish object detection task. Reliable patches are tracked in [50] using KCF [32] as the base tracker. The work in MEEM [51] selects the best SVM-based discriminative tracker according to an entropy minimization criterion. Markov Chain Monte Carlo sampling is also used to sample trackers and combine them [52]. On the other hand, various trackers with mixed feature types are combined in [53]. Hybrid methods combining generative and discriminative approaches are proposed in [54], [55]. Since deep discriminative networks [6] have an impact in the visual tracking literature, in [56], a tree-structure stores different appearances in the nodes of the tree as CNN models. This provides a robustness to significant appearance changes, while suffering from the heavy computational load.

III. CORRELATION FILTER FORMULATION

In this section, we briefly summarize the two correlation filter based tracking methods, Discriminative Scale Space Tracker (DSST) [14] and Continuous Convolution Operator Tracker (CCOT) [15] for completeness. The learned features from the proposed framework are integrated into these trackers due to their notable performance in the benchmark sequences.

A. Multiple Channel Linear Correlation Filters

DSST [14] is the multiple channel extension of MOSSE [8]. The feature maps $\{y^1, \dots, y^d\}$ correspond to the training example y , which consists of particular feature maps, such as HOG orientation maps or deep feature maps with the same dimension as the object patch. The desired correlation mask of the training example y is denoted by \hat{g} .

$$\mathcal{L}(h_t) = \sum_{i=1}^N \left\| \left(\sum_{l=1}^d h_t^l \otimes y_i^l \right) - \hat{g}_i \right\|^2 + \lambda_\epsilon \sum_{l=1}^d \|h_t^l\|^2 \quad (1)$$

Here, λ_ϵ is the control parameter for l_2 regularization term of the filter. As (1) suggests, a set of filters $\{h_t^l\}_{l=1}^d$ are to be estimated such that the correlation operation between h_t^l 's and x_t^l 's are summed and the error between the desired response \hat{g}_i 's and the summed correlation results $\sum_{l=1}^d h_t^l \otimes x_i^l$ should be minimized under the l_2 regularization of the correlation filters. There exists a closed form solution in the frequency domain for one training example, *i.e.* $N = 1$:

$$H^l = \frac{Y^l \odot \hat{G}^*}{\sum_{k=1}^d Y^k \odot Y^{k*} + \lambda_\epsilon}, \forall l \in 1, \dots, d \quad (2)$$

At each time instant, the filter H^l is updated by applying moving average to the numerator and denominator of (2) separately via the following relations:

$$\begin{aligned} A_t^l &= (1 - \mu)A_{t-1}^l + \mu \hat{G}_t^* \odot Y_t^l, \\ B_t &= (1 - \mu)B_{t-1} + \mu \sum_{k=1}^d Y_t^k \odot Y_t^{k*}, \end{aligned} \quad (3)$$

where μ is the model update rate. The correlation of an object patch z and the model H^l is calculated by using the updated numerator A_t^l and denominator B_t of H^l in the frequency domain using:

$$c = \mathcal{F}^{-1} \left\{ \frac{\sum_{l=1}^d A_t^{l*} \odot Z^l}{B_t + \lambda_\epsilon} \right\}, \quad (4)$$

where the spatial domain correlation mask is obtained by taking the inverse Fourier transform. The new location of the object in the next frame is estimated as the location giving the maximum value at c in (4).

For scale estimation, DSST extracts \tilde{d} -dimensional HOG features for S scale factors. The base target size is multiplied by the scale factor. The corresponding region is cropped and described by \tilde{d} -dimensional features similar to the location estimation procedure. Then, the scale correlation filter h_{scale} is calculated for the scale samples $y_s \in \mathcal{R}^{\tilde{d} \times S}$. The optimal scale is determined as the scale index giving the highest value on the correlation response of the test instance z_{scale} and h_{scale} .

B. Continuous Convolution Operators for Visual Tracking

A continuous domain formulation for correlation filters is proposed in CCOT [15] to combine feature maps of different resolutions, especially deep feature maps at different layers.

Unlike the constant dimension assumption for all of the feature maps, each training sample y_j is allowed to have the feature maps with different dimensions as $y_j^d \in \mathcal{R}^{N_d}$. To implicitly model the signals in the continuous domain, the interval $[0, T)$ is assumed to be the support interval. For each feature map d , the interpolation operator is expressed as:

$$J_d\{y^d\}(t) = \sum_{n=0}^{N_d-1} y^d[n] b_d \left(t - \frac{T}{N_d} n \right), \quad (5)$$

where $b_d \in L^2(T)$ is the interpolation function. A linear convolution (or a correlation) operator S_f is required such that a sample y is mapped to a target confidence response $s(t) = S_f\{y\}(t)$. Since there exist d feature maps, the correlation filters $f = (f^1, f^2, \dots, f^D) \in L^2(T)^D$ is intended to be estimated. The convolution operator in the continuous domain is described as:

$$S_f\{x\} = \sum_{d=1}^D f^d * J_d\{y^d\} \quad (6)$$

In the above relation, $*$ is the continuous domain correlation. Although the initial signals are discrete, they are first converted to the continuous domain by using the operation $J_d\{y^d\}$. Moreover, there should be continuous desired values g_j for each training example y_j . The correlation filter cost function is defined in the continuous domain by:

$$E(f) = \sum_{j=1}^m \alpha_j \|S_f\{y_j\} - g_j\|^2 + \sum_{d=1}^D \|w f^d\|^2, \quad (7)$$

Here, α_j represents the importance of the sample y_j , and w is a spatial penalty function to regularize the correlation filter in the spatial domain for suppressing the boundary values.

In order to learn the filter f minimizing the cost in (7), the operations are projected to the discrete frequency domain. Then, the cost in (7) is converted to a set of normal equations. The Conjugate Gradient Descent is utilized to iteratively optimize this cost. The implementation details can be found in [15]. Once the object is localized, a multi-scale search is adopted with S scales to find the best matching scale by looking at the correlation response at every scale.

Thus far, the correlation filter based tracking methods that are tested in this manuscript are summarized and these techniques are utilized to assess the effectiveness of the proposed feature learning method. The proposed framework is presented next.

IV. PROPOSED FRAMEWORK FOR FEATURE LEARNING

A. Preliminaries

In order to perform the training of the proposed framework in Figure 1, a set of triplet training samples is required. A triplet is represented by $\mathcal{T}_i \triangleq \{x_i, y_i, g_i\}$. y_i is the template image patch which contains the object at its center. x_i is the

test image patch including the non-centered object. g_i is the desired correlation response which has a peak at the location shifted from the center of the patch by the amount of the correct motion of the object between x_i and y_i . Throughout the intermediate derivation and equivalences between them, these three discrete signals are assumed to be 1-dimensional. The derivations are also valid for 2-dimensional case, since all of the utilized operations are separable for horizontal and vertical dimensions, such as Discrete Fourier Transform (DFT). For a signal x , $x[n]$ denotes its n^{th} component, and $x[n+i]$ is its shifted version by an integer amount i to the left circularly. The circular shift is important to exploit the Correlation Theorem for real signals, which can be described as:

$$a \circledast b = \sum_i a[i] b[n+i] = \mathcal{F}^{-1}\{A^* \odot B\} \quad (8)$$

where \mathcal{F}^{-1} , \circledast , \odot , and $*$ are the inverse DFT, circular correlation, element-wise multiplication and the conjugation operations, respectively. The lowercase letters represent the signals in the spatial domain, whereas the uppercase letters denote the signals in the DFT domain.

It is notable that a feature generation function $f(\cdot)$ of the image patch I , which is typically integrated into the CFB trackers, should carry the shift invariance property, i.e. if $I_\theta[x][y] = f(I[x][y])$ and $Y_\theta[x][y] = f(I[x - k\delta_x][y - k\delta_y])$, then $Y_\theta[x][y] \approx I_\theta[x - \delta_x][y - \delta_y]$ should be satisfied, where $I[\cdot][\cdot]$ is a 2-D discrete signal and k is the scale factor of the transformation function $f(\cdot)$. Thus, we employ fully convolutional CNN models, which contain convolutional, batch normalization, pooling and ReLU layers. These layers do not violate this property.

B. The Proposed Loss Function for Parameter Learning

The proposed learning methodology utilizes the stochastic gradient descent (SGD) as in most of the deep learning frameworks. Our cost function for N triplet examples is defined as:

$$\mathcal{L} = \sum_{i=1}^N \mathcal{L}(\theta)_i, \quad (9)$$

where

$$\mathcal{L}(\theta)_i = \left\| \sum_{l=1}^d h_i^l(\theta) \circledast x_i^l(\theta) - g_i \right\|^2 \quad (10)$$

In the equation above, $x_i^l(\theta)$ is the network output with parameters θ for the input patch x_i . In (10) and (9), θ represents the parameters of the fully convolutional network model. As it is given in (2), $h_i^l(\theta) = \mathcal{F}^{-1}\{(Y_i^l(\theta) \odot \hat{G}_i^*) / (\sum_{k=1}^d Y_i^k(\theta) \odot Y_i^{k*}(\theta) + \lambda_\epsilon)\}$ is the minimizing correlation filter for the feature map l , which is a function of $\{y_i^l(\theta)\}_{l=1}^d$ ($y_i^l(\theta)$ is the output of the network for y_i). Note that, in this formulation, \hat{G}_i represents the DFT of the centered desired Gaussian shaped correlation response for the template y_i as in (2). The goal of the proposed method is to learn appropriate values for θ that will help to reduce the cost in (9).

The major difference between the correlation filter cost in (1) and the proposed one in (9) is that the relation in (9) aims to minimize the network parameters θ for the given correlation filter solution in (2), whereas the cost in (1) is minimized with respect to the correlation filters $\{h_i^l\}_{l=1}^d(\theta), \forall i$. The regularization part in the second term of (1) is removed in the proposed cost function, since the correlation filter solution in (2) already penalizes the norm of the correlation filters.

We hypothesize that the correlation quality will increase during test time in a visual tracking application, if the proposed cost function is reduced with respect to the parameters of the network by a stochastic training process on an appropriately generated dataset.

C. Gradient of the Loss, $\mathcal{L}(\theta)_i$

In order to learn a model with parameter set θ , the gradient of the loss with respect to θ is required. By the multivariable chain rule, the gradient of the loss in (10) can be written as³:

$$\nabla_{\theta} \mathcal{L} = \sum_l \frac{d\mathcal{L}}{dx^l} \frac{dx^l}{d\theta} + \sum_l \frac{d\mathcal{L}}{dy^l} \frac{dy^l}{d\theta}, \quad (11)$$

By applying the multivariable chain rule again, the first multiplicand in the second term of (11) becomes:

$$\frac{d\mathcal{L}}{dy^l} = \sum_{k=1}^d \frac{d\mathcal{L}}{dh^k} \frac{dh^k}{dy^l} \quad (12)$$

In (11) and (12), the terms $\frac{d\mathcal{L}}{dh^k}$ and $\frac{d\mathcal{L}}{dx^l}$ can be written as:

$$\begin{aligned} \frac{d\mathcal{L}}{dh^k} &= \sum_n e[n] x^k[m+n] = \mathcal{F}^{-1}\{E^* \odot X^k\} \\ \frac{d\mathcal{L}}{dx^l} &= \sum_n e[n] h^l[m-n] = \mathcal{F}^{-1}\{E \odot H^l\} \end{aligned} \quad (13)$$

where $e[n]$ is the error signal that is defined in (22), and the partial derivatives are derived in Appendix A. The Jacobians of the vectors y^l and x^l with respect to the model parameters θ ($\frac{dy^l}{d\theta}$ and $\frac{dx^l}{d\theta}$) can be efficiently calculated by using the standard backpropagation tools of the existing deep learning libraries.

Till now, all of the terms to calculate the gradient in (11) are presented, except for the Jacobian $\frac{dh^k}{dy^l}$. Since the relations between h^k and y^l are in the DFT domain as described in (2), this term should be first converted to the DFT domain as follows:

$$\frac{dh^k}{dy^l} = \frac{dh^k}{dH^k} \frac{dH^k}{dY^l} \frac{dY^l}{dy^l} = F^H \frac{dH^k}{dY^l} F, \quad (14)$$

where F and F^H are DFT and inverse DFT matrices, respectively. The relation between H^k and Y^l are expressed

independently for each frequency component as in (2). Hence, the derivative of the division rule enables us to write:

$$\begin{aligned} \frac{dH^k}{dY^l} &= \mathcal{I}(k == l) \text{diag} \left(\hat{G}^* / \left(\sum_{m=1}^d Y^m \odot Y^{m*} + \lambda \right) \right) \\ &\quad - \text{diag} \left(\frac{\hat{G}^* \odot Y^k \odot Y^{l*}}{\left(\sum_{m=1}^d Y^m \odot Y^{m*} + \lambda \right)^2} \right) \\ &\quad - \text{diag} \left(\frac{\hat{G}^* \odot Y^k \odot Y^l}{\left(\sum_{m=1}^d Y^m \odot Y^{m*} + \lambda \right)^2} \right) M \end{aligned} \quad (15)$$

where $\mathcal{I}(\cdot)$ is the indicator function yielding 1 when its argument is true, and 0 otherwise. In the above relations, the signals are treated as individual complex variables, and M is the matrix for the circular time reversal operation, equal to $\frac{dY^{l*}}{dY^l}$ (i.e. the Jacobian of Y^{l*} with respect to Y^l) due to the conjugate symmetry property of real signals in DFT domain. In other words, Mv is the time reversed version of the signal v by fixing its first element.

If the following intermediate signals are defined:

$$\begin{aligned} K_1^{kl} &= \mathcal{I}(k == l) \frac{\hat{G}^*}{\sum_{m=1}^d Y^m \odot Y^{m*} + \lambda} \\ K_2^{kl} &= \frac{\hat{G}^* \odot Y^k \odot Y^{l*}}{\left(\sum_{m=1}^d Y^m \odot Y^{m*} + \lambda \right)^2} \\ K_3^{kl} &= \frac{\hat{G}^* \odot Y^k \odot Y^l}{\left(\sum_{m=1}^d Y^m \odot Y^{m*} + \lambda \right)^2}, \end{aligned} \quad (16)$$

then (14) can be simplified to:

$$\frac{dh^k}{dy^l} = F^H (\text{diag}(K_1^{kl} - K_2^{kl}) - \text{diag}(K_3^{kl})M) F \quad (17)$$

All of the operations performed in the DFT domain are element-wise multiplication of the signals or their reciprocals, conjugation operation and so on, which do not violate the real property of the resulting signals. Hence, the conjugation operation in the spatial domain keeps the imaginary parts of the gradient terms to be zero.

Finally, if $\frac{dh^k}{dy^l}$ in (17) and $\frac{d\mathcal{L}}{dh^k}$ in (13) are replaced in (12), and the Hermitian operation is taken for the overall expression,

$$\nabla_{y^l} \mathcal{L} = \frac{d\mathcal{L}}{dy^l} = \mathcal{F}^{-1} \left\{ \sum_{k=1}^d (K_1^{kl} - K_2^{kl})^* \odot A^k - (K_3^{kl} \odot A^{k*}) \right\} \quad (18)$$

is obtained as the gradient of the loss in (10) for the l^{th} feature map of the template image patch y . In (18), A^k stands for the DFT of $\frac{d\mathcal{L}}{dh^k}$.

During the training process, the gradient of the cost with respect to the parameters and the activations of the network are computed as explicitly derived and formulated above for B_N triplet examples $(\{\mathcal{T}_i\}_{i=1}^{B_N})$ in a batch. Then, the GD optimization is performed for all of the randomly sampled batches.

³For the convenience of the derivations, θ and the subscript i representing the index of the training example are dropped from the variables.

D. Computational Complexity and Its Reduction

It is notable that all of the necessary gradient terms in (11) and (12) can be efficiently computed in the DFT domain with only element-wise multiplications, divisions, summations and DFT transform operations. The main computational burden results from the DFT calculation which has the complexity of $\mathcal{O}(P \log(P))$ with P being the length of the signal. Moreover, the operation in (18) is performed for each feature index out of d feature maps. Hence, the final complexity of backpropagating one triplet through the network has the complexity of $\mathcal{O}(dP \log(P))$. Depending on the value of d (typically ranging between 64 and 512), this complexity could be impractical.

For moderate number of feature maps, the training stage is as fast as the one for a classification network, such as Alexnet [57] and VGG [11]. In order to train the convolutional parts of VGG, an auxiliary layer with relatively fewer feature maps has been added on top of the *conv* – 5 layer to reduce the computation time. It is observed that the robustness of the localization improves as the number of feature maps increase [15], [39]. However, it can be claimed that if the correlation quality of a layer is enhanced, then this quality is expected to be transferred to the lower layers. This claim is analyzed in Appendix B for a layer with two feature maps and a layer with single feature map which is the summation of the two feature maps of the previous layer under mild assumptions. Moreover, the amount of quality improvement reduces as the distance between the layers increases. In this way, the outputs of all the convolutional layers before top one can be used as “good” features without increasing the complexity of the training stage.

In the following section, the implementation details and the conducted experiments are presented to show the validity of our approach.

V. EXPERIMENTAL RESULTS

A. Performance Evaluation

The proposed tracker configurations are evaluated on OTB-2013 [1], OTB-2015 [2] and VOT2016 [10] datasets. OTB-2013 is a subset of OTB-2015 whereas VOT2016 is the 2016 challenge dataset of the Visual Object Tracking (VOT) committee.

For OTB, there exist two main performance metrics. 1) Success curve is computed by the ratio of successfully tracked frames according to a threshold on the overlap ratio, which is defined as the intersection over union of the predicted and ground-truth bounding boxes. The trackers are ranked according to the Area-Under-Curve (AUC) score of the success curve. Overlap precision (OP) is also a respectable metric which orders the trackers according to the value of the average success on the threshold 0.5. 2) Precision curve is plotted according to the center localization error and the ratio of the frames with a localization error below a threshold is accept as the distance precision (DP). The curve is plotted by varying the threshold and the trackers are ranked according to the average distance precision value at 20 pixels.

VOT2016 has quite a different tracking assessment technique including three major metrics. 1) Accuracy is the mean

intersection over union of the frames in a sequence. 2) Failure is the mean number of failures per sequence. These two metrics are raw metrics. The ranking of a particular metric (failure or accuracy) is obtained by ordering the compared trackers with respect to that metric, and the statistically significant tracker rankings are merged. 3) Expected average overlap (EAO) is estimated for a selected range of sequence lengths. Concretely, a specific expected average overlap ϕ_{N_s} is estimated by averaging the accuracy values in the segments that are longer than N_s while discarding the segments shorter than N_s with no failure termination. The segments shorter than N_s with a failure are zero-padded; hence, penalizing the failure case for that particular N_s length. These ϕ_{N_s} values are determined for the set $\{\phi_{N_s}\}_{N_{lo}}^{N_{hi}}$ and the final score is the mean of these expected values in the set. Selection of N_{lo} and N_{hi} are performed according to the sequence length histogram of the dataset.

B. Dataset Generation

The proposed method is realized by generating two datasets with appropriate fully convolutional models. For the first dataset, we generate 200K training examples by utilizing the VOT2015 dataset [9], consisting of 60 sequences with different attributes. The bounding box of each object is provided for each frame. We crop approximately two times larger area of the object size and resize the images to the appropriate size of the network (101×101 in our experiments). To keep the aspect ratio of the objects, we crop the squares from the region of interests of the object, where the side length of the square is $2\sqrt{WH}$ (W and H are the width and height of the object, respectively.). Generated y_{raw} centers the object, since these patches are indeed templates for us. However, x_{raw} is obtained by shifting the center of the object, since our aim is to break the influence of the circular translation over the actual translation. The shift amount is determined by a random variable which is uniformly distributed in the range of values $[-0.3 \times W, 0.3 \times W]$ and $[-0.3 \times H, 0.3 \times H]$ for horizontal and vertical translations. The frame difference between y_{raw} and x_{raw} is a Gaussian random variable with standard deviation of 5 frames. We entitle this dataset as Convolutional Features for Correlation Filters VOT2015 (**CFCF VOT2015** for short).

The custom architecture model has been trained on a dataset generated by using VOT2015 dataset including 60 video sequences. 11 of the sequences in VOT2015 also exist in OTB-2013 Benchmark dataset [1]. Thus, it prevents the evaluation to be fulfilled on the full OTB-2013 sequences. Moreover, VOT2015 is not a large-scale dataset even though the generated samples are over 200K. This situation discourages to train or fine-tune the state-of-the-art convolutional networks such as [11], [58]. In order to handle this situation, a new dataset is generated from the large-scale video sequences of ILSVRC challenge dataset [13]. In the 2015 challenge organized by ILSVRC, a new dataset is presented for the challenge, namely “Object Detection from Video”, which has more than 4000 videos. In each video, an object out of 30 classes acts and the bounding box for each frame is provided. This rich amount of annotated data is utilized to generate our 200K triplet samples

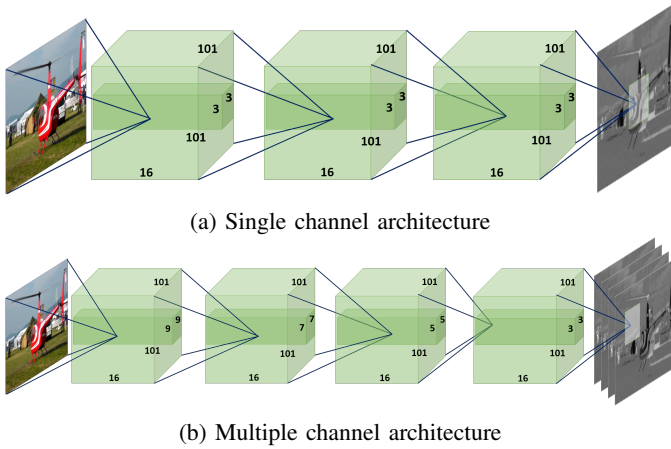


Fig. 2: The custom architectures which are trained on the CFCF VOT2015.

(the desired response, the localized and unlocalized patches) as it is done for VOT2015, and called as **CFCF ILSVRC** for short.

C. CNN Architectures

1) *The Custom Architectures for CFCF VOT2015 Dataset:* Two custom architectures are designed and illustrated in Figure 2a and 2b. The first one outputs a single feature map, whereas the second one yields multiple feature maps. The trackers utilizing these networks and the tracker DSST [14] will be called **DSST_CFCF** and **DSST_MCFCF** for single and multiple channel correlation filters, respectively. CFCF VOT2015 is a medium scale dataset. Hence, we opt to design relatively small architecture with respect to the state-of-the-art networks of classification, such as [11]. For this purpose, the input to our network is 3 channel input image in 101×101 dimensions. Our architecture consists of 4 convolutional layers. All of these layers have a batch normalization layer after the convolutional layer part. The first three of them have a rectified linear unit (ReLU) [57] layer with a leak of 0.1 [59], [60]. In order to keep the spatial size of the feature maps constant, convolutional layers have the appropriate padding (e.g. padding value is 1 for the 3×3 kernel sizes). The number of feature maps are shown in Figure 2. The final layer outputs the map which will be utilized for the correlation task ($x(\theta)$ and $y(\theta)$ of Figure 1).

2) *Fine-tuning VGG-M [11] for CFCF ILSVRC Dataset:* Unlike the network described above, the VGG-M network in [11] is exploited in such a way that this network is cut from the first fully connected layer (*fc6*), since the built framework only accepts the convolutional layers due to their shift invariance property. Although any other network model could be selected, VGG-M is fine-tuned to fairly compare against the CCOT tracker [15], which utilizes the zeroth, the first and the fifth convolutional layers of VGG-M. In order to train convolutional layers of VGG-M, an auxiliary layer with 32 feature maps is added as the layer to be optimized by our cost function in (9) by following the discussion in Section IV-D and Appendix B. This augmentation is necessary, because the final convolutional

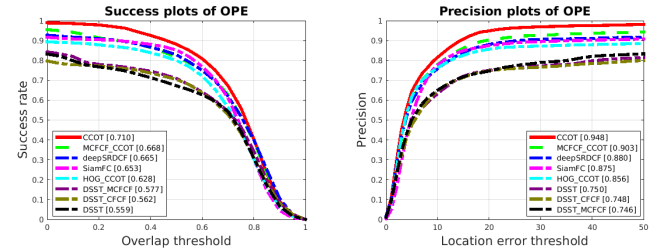


Fig. 3: One-Pass-Evaluation (OPE) curves. **Left:** Overlap precision (OP) and **right:** center localization error (CLE).

layer of VGG-M has 512 feature maps and the training with respect to the proposed loss becomes infeasible. The tracker obtained by integrating fully convolutional layers of VGG-M [11], fine-tuned in CFCF ILSVRC dataset with our cost function, into CCOT is simply called **CFCF**.

D. Evaluation in OTB-2013 by Training on CFCF VOT2015

1) *Comparison with respect to hand-crafted features:* In order to understand the effects of different feature types on the tracking performance, a comparative analysis has been carried out. For this purpose, we work on DSST [14], which is a state-of-the-art multi-channel CFB tracker with a scale search support. For fair comparisons, the only revised part in this tracker is its feature extraction stage.

Tracking performance of different feature configurations are presented in Table I. The proposed single and multiple feature map configurations (DSST_CFCF and DSST_MCFCF, respectively) perform favorably against the use of hand-crafted features in terms of mean OP and mean DP, although the number of maps are fewer than the hand-crafted ones of DSST. In other words, DSST_CFCF and DSST_MCFCF have 4 and 11 feature maps, respectively, while DSST employs 28 HOG maps. This is the experimental evidence that gradient orientations are wisely embedded in the proposed network. Hence, DSST_MCFCF has the best performance among the compared feature combinations.

2) *Comparison with respect to the state-of-the-art trackers:* For comparing our learned features against the recently proposed trackers, CCOT [15] (winner of VOT2016), which allows the use of multi-resolution feature maps, is adopted. For this purpose, we integrate our last layer features as well as the zeroth and first layers after the ReLU part, resulting in 27 feature maps compared to 611 feature maps of CCOT [15]. This configuration, called **MCFCF_CCOT**, is also compared against deepSRDCF [39] (the 2nd best of VOT2015 challenge) utilizing 96 feature maps of [11]. A recent work SiamFC [42], where a fully convolutional model is trained for sliding window matching, is also compared with the proposed method.

Figure 3 presents OPE results on 40 sequences of [1]. Regarding average OP values (the left of Figure 3), the proposed 27 feature maps yield a close performance to CCOT with 611 features. Meanwhile, it outperforms deepSRDCF, which utilizes 96 feature maps. On the other hand, the proposed method performs favorably against deepSRDCF and SiamFC in terms of CLE values (the right of Figure 3). In Table II, AUC values of OP are presented for 11 attributes. For most

TABLE I: Analysis on feature type and quantity. **Raw**: raw image intensities, **X Grad**: magnitude of the horizontal gradient, **Y Grad**: magnitude of the vertical gradient, **CFCF**: learned single feature, **MCFCF**: learned multiple features. **Mean OP**: average overlap score with the threshold 0.5, **Mean DP**: average center location error with the threshold 20 pixels.

	DSST_GRAY	DSST_GRAY_GRADS	DSST [14]	DSST_CFCF (Proposed)	DSST_MCFCF (Proposed)
Feature types	Raw	Raw + X Grad + Y Grad	HOG + Raw	Single CFCF + Raw + X Grad + Y Grad	MCFCF + Raw + X Grad + Y Grad
# of feature maps	1	3	28	4	11
Mean OP%	62.2	67.4	67.3	70.4	70.9
Mean DP%	69.2	70.0	75.0	74.8	74.6

TABLE II: AUC values for 11 attributes of the 40 test sequences [1].

	IV	SV	OCC	DEF	MB	FM	IPR	OPR	OV	BC	LR	Avg.
MCFCF_CCOT (ours)	0.63	0.66	0.63	0.70	0.69	0.63	0.64	0.64	0.58	0.65	0.62	0.67
CCOT [15]	0.70	0.70	0.70	0.70	0.76	0.71	0.69	0.69	0.76	0.68	0.75	0.71
deepSRDCF [39]	0.62	0.64	0.63	0.68	0.69	0.64	0.65	0.65	0.64	0.65	0.44	0.67
SiamFC [42]	0.57	0.61	0.63	0.60	0.60	0.60	0.65	0.63	0.65	0.60	0.63	0.65
HOG_CCOT	0.55	0.58	0.61	0.65	0.64	0.57	0.59	0.59	0.53	0.61	0.53	0.63
MCFCF_DSST (ours)	0.56	0.56	0.55	0.58	0.53	0.50	0.57	0.55	0.47	0.55	0.56	0.58
CFCF_DSST (ours)	0.56	0.56	0.54	0.55	0.50	0.47	0.56	0.54	0.50	0.52	0.50	0.56
DSST [14]	0.56	0.56	0.53	0.52	0.52	0.49	0.58	0.53	0.47	0.52	0.51	0.56

attributes, the proposed features perform close to CCOT, such as in the sequences with scale variation (SV), deformation (DEF) and background clutter (BC) attributes.

E. Evaluations in OTB-2013 and OTB-2015 by Training on CFCF ILSVRC

The fine-tuned VGG-M is tested on OTB-2013 with 51 videos and OTB-2015 with 100 videos. As in [15], the zeroth, first and fifth convolutional layers of VGG are employed. For the remaining part of the simulations, CCOT tracker is utilized to integrate our learned features and the proposed configuration is denoted as **CFCF**. Moreover, we re-run the CCOT configuration that the authors use for their ECCV submission [15], since the results might change on different CPUs and computing environment combinations.

For CFCF, the fine-tuned VGG-M network is integrated into the CCOT tracker by using its default hyper-parameters, except for the number of Conjugate Gradient iterations to compute the correlation filter. The fine-tuned network produces more robust features against appearance and pose changes of the object. Hence, the best practice is to decrease the over-fitting factor. The default iteration number of CCOT is 5, whereas we only perform 1 conjugate gradient iteration except for the first frame (which has 100 iterations in both our case and the baseline CCOT configuration). Hence, the learned features also help to double the computation speed, as the fps values are reported in Figure 8 for 100 videos of OTB-2015. The fps is measured in Intel Xeon E5 2623 3.0 GHz except for the CNN feature extraction part which is performed by NVidia Tesla K40 in MatConvNet [61].

Figure 4 and 5 present the localization error and overlap curves for OTB-2013 dataset, respectively. Moreover, Figure 6 and 7 show the localization error and overlap curves for OTB-2015 dataset, respectively. In both of the datasets, the proposed features maintain its superiority over the baseline, while outperforming state-of-the-art CFB trackers deepSRDCF [39] and HCF [38]. The Siamese architecture (SiamFC) in

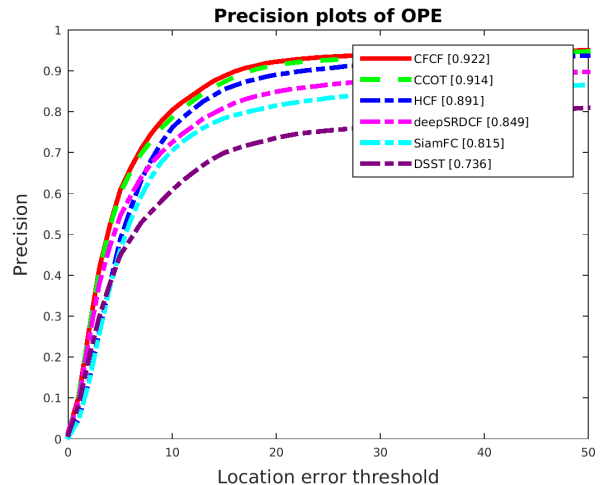


Fig. 4: OTB-2013 localization error curves

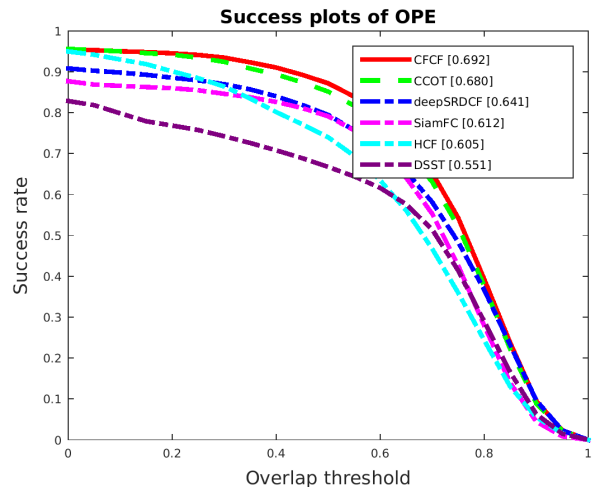


Fig. 5: OTB-2013 overlap curves

[42] which principally learns how to make a sliding window tracker by the help of fully convolutional networks performs significantly below the proposed tracking method.

F. Evaluation in VOT2016 by Training on CFCF ILSVRC

As it is mentioned in the previous section, the proposed features that are integrated into CCOT has also been tested in VOT2016 challenge dataset including 60 videos. For making fair comparison between the fine-tuned VGG features for our loss function and the VGG features utilized by CCOT, VOT2016 challenge configuration of CCOT is utilized. In that configuration, the zeroth, first and fifth convolutional layers of

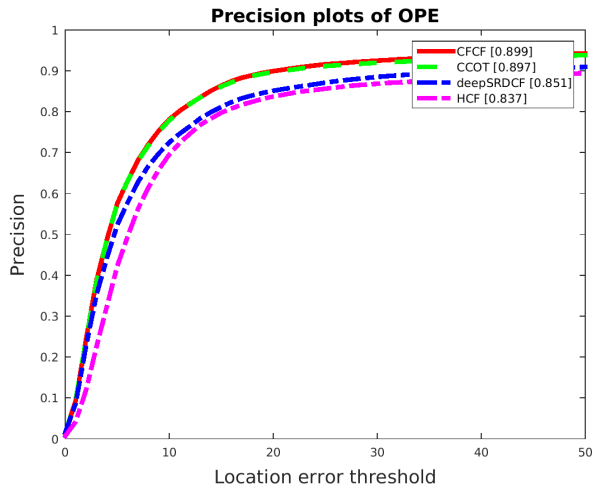


Fig. 6: OTB-2015 localization error curves

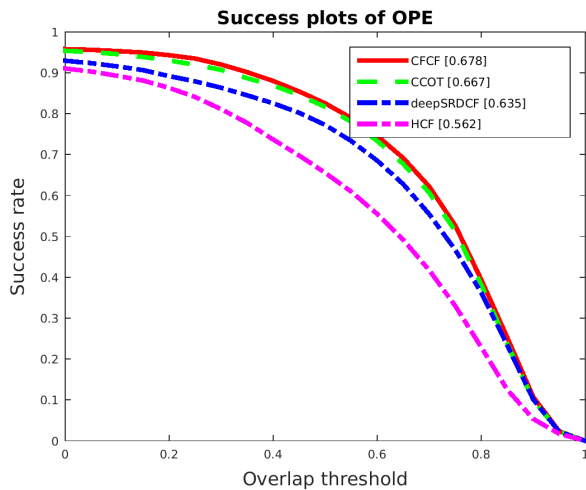


Fig. 7: OTB-2015 overlap curves

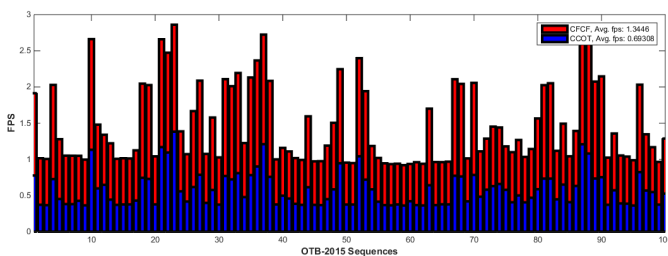


Fig. 8: Speed comparison between CCOT (baseline) and the proposed tracker CFCF on OTB-2015 sequences.

VGG are employed as well as the color names of [62] with 11 features and 31 HOG gradient maps in [37].

Table III reports the performance results of VOT2016 challenge. Among 71 participants of this challenge, we only show the top ten trackers and the proposed tracker CFCF ordered by the EAO metric, which unifies the robustness and accuracy of the trackers.

In Figure 9, the ranking results in Table III is pictured within a 2-D plot. As the figure shows, the proposed tracker outperforms all of the existing participants. Moreover, the

TABLE III: VOT2016 performance results

Trackers	EAO	Acc. Rank.	Rob. Rank.	Acc. Raw	Fail. Raw
CFCF	0.3903	1.98	2.27	0.54	0.63
CCOT	0.3310	2.55	2.95	0.52	0.85
TCNN	0.3249	1.97	3.92	0.54	0.96
SSAT	0.3207	1.62	3.80	0.57	1.04
MLDF	0.3106	3.70	2.82	0.48	0.83
Staple	0.2952	2.57	4.83	0.54	1.35
DDC	0.2929	2.27	4.62	0.53	1.23
EBT	0.2913	5.07	2.88	0.4	0.90
SRBT	0.2904	3.73	4.47	0.50	0.125
STAPLEp	0.2862	2.03	4.42	0.55	1.32
DNT	0.2783	3.03	4.47	0.50	1.18

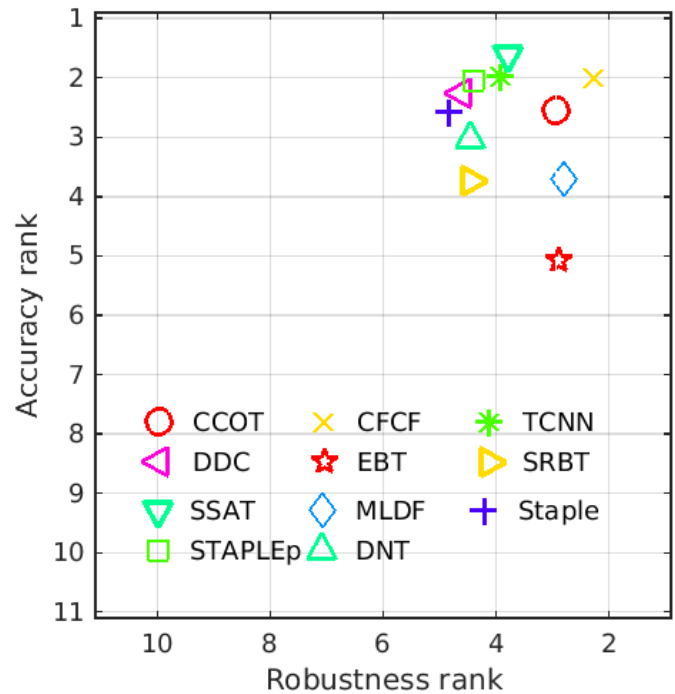


Fig. 9: Accuracy-Robustness Ranking plot. Closeness to the top right indicates good tracking performance.

proposed features significantly improves the top tracker CCOT by 18.7% in terms of EAO. On the other hand, the number of optimization iterations is reduced to 1 from 5, bringing a significant decrease in the computation time. It should also be noted that the number of failures is decreased by 25% with respect to the CCOT. The raw accuracy performance is also improved by at least 3.5%.

VI. CONCLUSION AND FUTURE WORK

In this study, we address the feature learning problem for correlation filter based visual tracking task. For this purpose, a novel and generic framework is proposed to train any deep and fully convolutional network. By exploiting the correlation theorem, an efficient backpropagation formulation is presented to train any fully convolutional network by using stochastic gradient descent algorithm. The introduced feature learning

method is trained in some synthetically generated frames by utilizing VOT2015 and ILSVRC object detection datasets. The learned models have been integrated into the state-of-the-art correlation filter based trackers to show the validity of the proposed technique. In benchmark tracking datasets, favorable performance is achieved against the state-of-the-art tracking methods. Notably, the performance of the winner of VOT2016 challenge has been improved by at least 18% in terms of the expected average overlap metric. The proposed methodology can be adopted to custom deep network designs. Moreover, it can be utilized in a multi-task learning framework, where one of the tasks is the CFB visual tracking.

APPENDIX A DERIVATION OF $\frac{d\mathcal{L}}{dh^k}$ AND $\frac{d\mathcal{L}}{dx^l}$

By the Correlation Theorem in (8), \mathcal{L} is explicitly written as:

$$\mathcal{L} = \sum_n \left(\sum_l \sum_i h^l[i]x^l[i+n] - g[n] \right)^2 \quad (19)$$

The partial derivative for a particular component of $h^k[m]$ is:

$$\frac{\partial \mathcal{L}}{\partial h^k[m]} = \sum_n \left(\sum_l \sum_i h^l[i]x^l[i+n] - g[n] \right) \frac{\partial \sum_l \sum_i h^l[i]x^l[i+n]}{\partial h^k[m]} \quad (20)$$

$$\frac{\partial \mathcal{L}}{\partial h^k[m]} = \sum_n \left(\sum_l \sum_i h^l[i]x^l[i+n] - g[n] \right) x^k[m+n] \quad (21)$$

If we define the error signal as:

$$e[n] = \sum_l \sum_i h^l[i]x^l[i+n] - g[n], \quad (22)$$

the derivatives will have better interpretation for the sake of both the time and frequency domain. By substituting this error signal to (21), the resulting derivative signal will have an efficient calculation in the frequency domain as follows by using (8):

$$\frac{\partial \mathcal{L}}{\partial h^k[m]} = \sum_n e[n]x^k[m+n] = [\mathcal{F}^{-1}\{E^* \odot X^k\}][m] \quad (23)$$

With similar efforts and utilizing the equation (8), $\frac{\partial \mathcal{L}}{\partial x^l[m]}$ can be derived as follows:

$$\frac{\partial \mathcal{L}}{\partial x^l[m]} = \sum_n e[n]h^l[m-n] = [\mathcal{F}^{-1}\{E \odot H^l\}][m] \quad (24)$$

APPENDIX B

THE EFFECT OF A LAYER ON THE CORRELATION QUALITY OF THE PREVIOUS ONE

In this part, it is analyzed that the correlation quality of a layer behaves analogous to the layer above it if some assumptions on the additive appearance noise hold. This noise can be perceived as the appearance difference between the template x and the test patch z . Convolutional layers have a set of 2-D feature maps. In order to obtain another convolutional layer on top of the previous one, they are summed with a set of weight parameters.

For this purpose, X is 2-D DFT of a single feature map obtained from a network in a certain layer, *e.g.* l^{th} layer, for the training example x . Similarly, z is the test patch with non-centered object. The single channel correlation filter for this training example is given as:

$$H = \frac{X \odot \hat{G}^*}{X^* \odot X + \gamma}, \quad (25)$$

where γ is the regularization parameter, and \hat{G} is the DFT of the desired response \hat{g} for the template x with a peak in its center location.

If the localized test sample z has the feature map in DFT domain as $Z = X + \mu$ with μ being the additive noise due to the appearance change of the object, then the resulting correlation error turns out to be:

$$\begin{aligned} \mathcal{E}_{single} &= H^* \odot Z - \hat{G} \\ &= \left(\frac{X^* \odot \hat{G}}{X^* \odot X + \gamma} \odot (X + \mu) - \hat{G} \right) \approx \frac{\mu X^* \odot \hat{G}}{X^* \odot X + \gamma} \end{aligned} \quad (26)$$

If the convolutional kernel at level $l-1$ is assumed to be 1×1 with their values fixed to 1 and there exists only two feature maps, then we can split X as $X = X_1 + X_2$ by ignoring the bias terms. In this case, the feature map of the test example Z will be split as $Z = Z_1 + Z_2$, where $Z_1 = X_1 + \mu_1$ and $Z_2 = X_2 + \mu_2$. The μ_1 and μ_2 are the individual additive noises of the feature maps. Repeating the formulation in Section III-A, the two correlation filters are:

$$\begin{aligned} H_1 &= \frac{X_1 \odot \hat{G}^*}{X_1^* \odot X_1 + X_2^* \odot X_2 + \gamma} \\ H_2 &= \frac{X_2 \odot \hat{G}^*}{X_1^* \odot X_1 + X_2^* \odot X_2 + \gamma} \end{aligned} \quad (27)$$

So, the correlation of the test sample z and the correlation filters yield:

$$\begin{aligned} \mathcal{E}_{multi} &= H_1^* Z_1 + H_2^* Z_2 - \hat{G} \\ &= \frac{X_1^* \odot \hat{G}}{X_1^* \odot X_1 + X_2^* \odot X_2 + \gamma} \odot (X_1 + \mu_1) + \\ &\quad \frac{X_2^* \odot \hat{G}}{X_1^* \odot X_1 + X_2^* \odot X_2 + \gamma} \odot (X_2 + \mu_2) - \hat{G} \end{aligned} \quad (28)$$

By rearranging the terms and neglecting the effect of γ value, the error is reduced to:

$$\mathcal{E}_{multi} = \frac{\mu_1 X_1^* \odot \hat{G} + \mu_2 X_2^* \odot \hat{G}}{X_1^* \odot X_1 + X_2^* \odot X_2 + \gamma} \quad (29)$$

To make a similarity between the (26) and (29), the X is replaced with $X_1 + X_2$ and $\mu = \mu_1 + \mu_2$ in (26). Moreover, all of the terms are copied in (29). Finally, we obtain the following error for single and multiple channels:

$$\begin{aligned} \mathcal{E}_{multi} &= \frac{\mu_1 X_1^* \odot \hat{G} + \mu_2 X_2^* \odot \hat{G} + \mu_1 X_1^* \odot \hat{G} + \mu_2 X_2^* \odot \hat{G}}{X_1^* \odot X_1 + X_2^* \odot X_2 + \gamma + X_1^* \odot X_1 + X_2^* \odot X_2 + \gamma} \\ \mathcal{E}_{single} &= \frac{\mu_1 X_1^* \odot \hat{G} + \mu_2 X_2^* \odot \hat{G} + \mu_1 X_1^* \odot \hat{G} + \mu_2 X_1^* \odot \hat{G}}{X_1^* \odot X_1 + X_2^* \odot X_2 + X_1^* \odot X_2 + X_2^* \odot X_1 + \gamma} \end{aligned} \quad (30)$$

As can be seen from the errors of single and multiple channels, both of them are proportional to μ_1 and μ_2 . Hence, if the sum

of these two variables (*i.e.* μ) decreases, μ_1 and μ_2 have also tendency to decrease.

The above derivation can be extended to more than two feature maps, where the same assumption would hold. If the two correlation response errors in two consecutive layers are almost the same, one can argue that the mitigation of the appearance noise in one of the layers is very likely to reduce the correlation response error in the other one. Hence, training a fully convolutional model to reduce its correlation error with respect to the top layer will eventually increase the correlation quality in the lower layers. The experimental evaluation of the learned feature maps on the correlation filter based trackers has clearly shown that this analysis is practically valid in most of our scenarios.

REFERENCES

- [1] Y. Wu, J. Lim, and M.-H. Yang, "Online object tracking: A benchmark," in *CVPR*, IEEE, 2013, pp. 2411–2418. [Online]. Available: <http://dblp.uni-trier.de/db/conf/cvpr/cvpr2013.html#WuLY13>
- [2] —, "Object tracking benchmark," *IEEE Trans. Pattern Anal. Mach. Intell.*, vol. 37, no. 9, pp. 1834–1848, 2015.
- [3] C. Bao, Y. Wu, H. Ling, and H. Ji, "Real time robust l1 tracker using accelerated proximal gradient approach," in *CVPR, IEEE Conference on*, June 2012, pp. 1830–1837.
- [4] B. Liu, L. Yang, J. Huang, P. Meer, L. Gong, and C. Kulikowski, "Robust and fast collaborative tracking with two stage sparse optimization," in *IEEE ECCV*, ser. Lecture Notes in Computer Science. Springer Berlin Heidelberg, 2010, vol. 6314, pp. 624–637. [Online]. Available: http://dx.doi.org/10.1007/978-3-642-15561-1_45
- [5] S. Hare, A. Saffari, and P. Torr, "Struck: Structured output tracking with kernels," in *ICCV*, Nov 2011, pp. 263–270.
- [6] H. Nam and B. Han, "Learning multi-domain convolutional neural networks for visual tracking," in *The IEEE Conference on CVPR*, June 2016.
- [7] H. Li, Y. Li, and F. Porikli, "Deeptrack: Learning discriminative feature representations by convolutional neural networks for visual tracking," in *Proceedings of the BMVC*. BMVA Press, 2014.
- [8] D. Bolme, J. Beveridge, B. Draper, and Y. M. Lui, "Visual object tracking using adaptive correlation filters," in *IEEE Conference on CVPR*, June 2010, pp. 2544–2550.
- [9] M. K. et.al., "The visual object tracking vot2015 challenge results," in *ICCV Workshops*, 2015.
- [10] —, "The visual object tracking vot2016 challenge results," in *ECCV Workshops*, 2016.
- [11] K. Chatfield, K. Simonyan, A. Vedaldi, and A. Zisserman, "Return of the devil in the details: Delving deep into convolutional nets," in *BMVC*, 2014.
- [12] J. Deng, W. Dong, R. Socher, L.-J. Li, K. Li, and L. Fei-Fei, "ImageNet: A Large-Scale Hierarchical Image Database," in *CVPR09*, 2009.
- [13] O. Russakovsky, J. Deng, H. Su, J. Krause, S. Satheesh, S. Ma, Z. Huang, A. Karpathy, A. Khosla, M. Bernstein, A. C. Berg, and L. Fei-Fei, "Imagenet large scale visual recognition challenge," *Int. J. Comput. Vision*, vol. 115, no. 3, pp. 211–252, Dec. 2015. [Online]. Available: <http://dx.doi.org/10.1007/s11263-015-0816-y>
- [14] M. Danelljan, G. Hager, F. Shahbaz K., and M. Felsberg, "Accurate scale estimation for robust visual tracking," in *Proceedings of the British Machine Vision Conference*. BMVA Press, 2014.
- [15] M. Danelljan, A. Robinson, F. Shahbaz Khan, and M. Felsberg, "Beyond correlation filters: Learning continuous convolution operators for visual tracking," in *ECCV*, 2016.
- [16] E. Gundogdu and A. A. Alatan, "Learning deep convolutional feature maps for correlation filter based tracking," in *Submitted to IEEE International Conference on Image Processing (ICIP)*, 2017.
- [17] P. Viola and M. Jones, "Rapid object detection using a boosted cascade of simple features," in *Proceedings of the 2001 IEEE Computer Society Conference on Computer Vision and Pattern Recognition. CVPR 2001*, vol. 1, 2001, pp. 511–518 vol.1.
- [18] T. Ojala, M. Pietikainen, and T. Maenpaa, "Multiresolution gray-scale and rotation invariant texture classification with local binary patterns," *IEEE Transactions on Pattern Analysis and Machine Intelligence*, vol. 24, no. 7, pp. 971–987, Jul 2002.
- [19] B. Babenko, M.-H. Yang, and S. Belongie, "Visual tracking with online multiple instance learning," in *IEEE Conference on CVPR*, June 2009, pp. 983–990.
- [20] H. Grabner, M. Grabner, and H. Bischof, "Real-time tracking via on-line boosting," in *Proc. BMVC*, 2006, pp. 6.1–6.10, doi:10.5244/C.20.6.
- [21] R. Yao, Q. Shi, C. Shen, Y. Zhang, and A. van den Hengel, "Part-based visual tracking with online latent structural learning," in *2013 IEEE Conference on Computer Vision and Pattern Recognition*, June 2013, pp. 2363–2370.
- [22] J. Ning, J. Yang, S. Jiang, L. Zhang, and M.-H. Yang, "Object tracking via dual linear structured svm and explicit feature map," in *The IEEE Conference on Computer Vision and Pattern Recognition (CVPR)*, June 2016.
- [23] H. Li, Y. Li, and F. Porikli, "Deeptrack: Learning discriminative feature representations online for robust visual tracking," *CoRR*, vol. abs/1503.00072, 2015. [Online]. Available: <http://arxiv.org/abs/1503.00072>
- [24] D. A. Ross, J. Lim, R.-S. Lin, and M.-H. Yang, "Incremental learning for robust visual tracking," *Int. J. Comput. Vision*, vol. 77, no. 1-3, pp. 125–141, May 2008. [Online]. Available: <http://dx.doi.org/10.1007/s11263-007-0075-7>
- [25] D. Comaniciu, V. Ramesh, and P. Meer, "Kernel-based object tracking," *IEEE TPAMI*, vol. 25, no. 5, pp. 564–575, May 2003. [Online]. Available: <http://dx.doi.org/10.1109/TPAMI.2003.1195991>
- [26] X. Mei and H. Ling, "Robust visual tracking using l1 minimization," in *IEEE ICCV*, Sept 2009, pp. 1436–1443.
- [27] X. Mei, H. Ling, Y. Wu, E. Blasch, and L. Bai, "Minimum error bounded efficient l1 tracker with occlusion detection," in *CVPR 2011*, June 2011, pp. 1257–1264.
- [28] T. Zhang, B. Ghanem, S. Liu, and N. Ahuja, "Robust visual tracking via structured multi-task sparse learning," *International journal of computer vision*, vol. 101, no. 2, pp. 367–383, 2013.
- [29] T. Zhang, S. Liu, N. Ahuja, M.-H. Yang, and B. Ghanem, "Robust visual tracking via consistent low-rank sparse learning," *International Journal of Computer Vision*, vol. 111, no. 2, pp. 171–190, 2014.
- [30] Y. Wu, B. Shen, and H. Ling, "Visual tracking via online nonnegative matrix factorization," *IEEE Transactions on Circuits and Systems for Video Technology*, vol. 24, no. 3, pp. 374–383, March 2014.
- [31] J. F. Henriques, R. Caseiro, P. Martins, and J. Batista, "Exploiting the circulant structure of tracking-by-detection with kernels," in *Proceedings of the ECCV*, 2012.
- [32] J. Henriques, R. Caseiro, P. Martins, and J. Batista, "High-speed tracking with kernelized correlation filters," *IEEE TPAMI*, 2015.
- [33] D. Huang, L. Luo, M. Wen, Z. Chen, and C. Zhang, "Enable scale and aspect ratio adaptability in visual tracking with detection proposals," in *Proceedings of the BMVC*, September 2015, pp. 185.1–185.12.
- [34] A. Solis Montero, J. Lang, and R. Laganieri, "Scalable kernel correlation filter with sparse feature integration," in *The IEEE ICCV Workshops*, December 2015.
- [35] T. Liu, G. Wang, and Q. Yang, "Real-time part-based visual tracking via adaptive correlation filters," in *The IEEE Conference on Computer Vision and Pattern Recognition (CVPR)*, June 2015.
- [36] H. K. Galoogahi, T. Sim, and S. Lucey, "Correlation filters with limited boundaries," *CVPR*, vol. abs/1403.7876, 2014. [Online]. Available: <http://arxiv.org/abs/1403.7876>
- [37] M. Danelljan, G. Hager, F. Shahbaz K., and M. Felsberg, "Learning spatially regularized correlation filters for visual tracking," in *ICCV 2015*, 2015, pp. 4310–4318.
- [38] C. Ma, J. B. Huang, X. Yang, and M. H. Yang, "Hierarchical convolutional features for visual tracking," in *ICCV*, Dec 2015, pp. 3074–3082.
- [39] M. Danelljan, G. Hager, F. Shahbaz K., and M. Felsberg, "Convolutional features for correlation filter based visual tracking," in *ICCV Workshops 2015*, 2015, pp. 621–629.
- [40] R. Tao, E. Gavves, and A. W. M. Smeulders, "Siamese instance search for tracking," in *2016 IEEE Conference on Computer Vision and Pattern Recognition, CVPR 2016, Las Vegas, NV, USA, June 27-30, 2016*, 2016, pp. 1420–1429. [Online]. Available: <http://dx.doi.org/10.1109/CVPR.2016.158>
- [41] D. Held, S. Thrun, and S. Savarese, "Learning to track at 100 FPS with deep regression networks," in *Computer Vision - ECCV 2016 - 14th European Conference, Amsterdam, The Netherlands, October 11-14, 2016, Proceedings, Part I*, 2016, pp. 749–765. [Online]. Available: http://dx.doi.org/10.1007/978-3-319-46448-0_45
- [42] L. Bertinetto, J. Valmadre, J. F. Henriques, A. Vedaldi, and P. Torr, "Fully-convolutional siamese networks for object tracking," *arXiv preprint arXiv:1606.09549*, 2016.

- [43] J. L. Elman, "Finding structure in time." *Cognitive Science*, vol. 14, no. 2, pp. 179–211, 1990. [Online]. Available: <http://dblp.uni-trier.de/db/journals/cogsci/cogsci14.html#Elman90>
- [44] Z. Cui, S. Xiao, J. Feng, and S. Yan, "Recurrently target-attending tracking," in *The IEEE Conference on Computer Vision and Pattern Recognition (CVPR)*, June 2016.
- [45] H. Fan and H. Ling, "Sanet: Structure-aware network for visual tracking," *CoRR*, vol. abs/1611.06878, 2016. [Online]. Available: <http://arxiv.org/abs/1611.06878>
- [46] S. E. Kahou, V. Michalski, and R. Memisevic, "RATM: recurrent attentive tracking model," *CoRR*, vol. abs/1510.08660, 2015. [Online]. Available: <http://arxiv.org/abs/1510.08660>
- [47] Q. Gan, Q. Guo, Z. Zhang, and K. Cho, "First step toward model-free, anonymous object tracking with recurrent neural networks," *CoRR*, vol. abs/1511.06425, 2015. [Online]. Available: <http://arxiv.org/abs/1511.06425>
- [48] M. Kristan, R. Pflugfelder, A. Leonardis, J. Matas, L. Čehovin, G. Nebehay, T. Vojir, and G. et al. Fernandez, "The visual object tracking vot2014 challenge results," in *IEEE ECCV Workshops*, 2014. [Online]. Available: <http://www.votchallenge.net/vot2014/program.html>
- [49] R. Tokola and D. Bolme, "Ensembles of correlation filters for object detection," in *IEEE Conference on WACV*, Jan 2015, pp. 935–942.
- [50] Y. Li, J. Zhu, and S. C. Hoi, "Reliable patch trackers: Robust visual tracking by exploiting reliable patches," in *IEEE Conference on CVPR*, June 2015.
- [51] J. Zhang, S. Ma, and S. Sclaroff, "MEEM: robust tracking via multiple experts using entropy minimization," in *Proc. of the European Conference on Computer Vision (ECCV)*, 2014.
- [52] S. M. Jianming Zhang and S. Sclaroff, "Tracking by sampling trackers," in *ICCV*, Nov 2011, pp. 1195–1202.
- [53] F. Tang, S. Brennan, Q. Zhao, and H. Tao, "Co-tracking using semi-supervised support vector machines," in *ICCV*, 2007, pp. 1–8.
- [54] L. H. Zhong Wei and Y. Ming-Hsuan, "Robust object tracking via sparsity-based collaborative model," in *IEEE Conference on CVPR*, ser. CVPR '12. Washington, DC, USA: IEEE Computer Society, 2012, pp. 1838–1845. [Online]. Available: <http://dl.acm.org/citation.cfm?id=2354409.2354886>
- [55] Q. Yu, T. B. Dinh, and G. Medioni, "Online tracking and reacquisition using co-trained generative and discriminative trackers," in *IEEE ECCV*. Berlin, Heidelberg: Springer-Verlag, 2008. [Online]. Available: http://dx.doi.org/10.1007/978-3-540-88688-4_50
- [56] H. Nam, M. Baek, and B. Han, "Modeling and propagating cnns in a tree structure for visual tracking," *CoRR*, vol. abs/1608.07242, 2016. [Online]. Available: <http://arxiv.org/abs/1608.07242>
- [57] A. Krizhevsky, I. Sutskever, and G. E. Hinton, "Imagenet classification with deep convolutional neural networks," in *Advances in NIPS*. Curran Associates, Inc., 2012, pp. 1097–1105.
- [58] K. Simonyan and A. Zisserman, "Very deep convolutional networks for large-scale image recognition," *CoRR*, vol. abs/1409.1556, 2014. [Online]. Available: <http://arxiv.org/abs/1409.1556>
- [59] B. Xu, N. Wang, T. Chen, and M. Li, "Empirical evaluation of rectified activations in convolutional network," *CoRR*, vol. abs/1505.00853, 2015. [Online]. Available: <http://arxiv.org/abs/1505.00853>
- [60] K. He, X. Zhang, S. Ren, and J. Sun, "Delving deep into rectifiers: Surpassing human-level performance on imagenet classification," in *2015 IEEE ICCV*, Dec 2015, pp. 1026–1034.
- [61] A. Vedaldi and K. Lenc, "Matconvnet – convolutoinal neural networks for matlab," in *Int. Conf. on Multimedia, ACM*, 2015.
- [62] M. Danelljan, F. S. Khan, M. Felsberg, and J. v. d. Weijer, "Adaptive color attributes for real-time visual tracking," in *2014 IEEE Conference on Computer Vision and Pattern Recognition*, June 2014, pp. 1090–1097.



Erhan Gundogdu received the B.Sc. and M.Sc. degrees in Electrical and Electronics Engineering Dept. from Middle East Technical University (METU), Ankara, Turkey, in 2010 and 2012, respectively. He is currently doing his PhD in Electrical and Electronics Engineering Dept. at METU. He was a Research Assistant at Electrical and Electronics Eng. Dept. at METU, Ankara, from 2010 to 2012, and is currently a Research Engineer in Aselsan Research Center, Ankara. His current research interests include visual object tracking, (fine-grained) object

recognition, object detection.



A. Aydın Alatan (SM12) was born in Ankara, Turkey, in 1968. He received the B.Sc. degree from Middle East Technical University, Ankara, in 1990, the M.Sc. and D.I.C. degrees from the Imperial College of Science, Medicine and Technology, London, U.K., in 1992, and the Ph.D. degree from Bilkent University, Ankara, in 1997, all in electrical engineering. He was a Post-Doctoral Research Associate with the Center for Image Processing Research, Rensselaer Polytechnic Institute, Troy, NY, USA, from 1997 to 1998, and the New Jersey Center for Multimedia Research, New Jersey Institute of Technology, Newark, NJ, USA, from 1998 to 2000. In 2000, he joined the faculty of the Department of Electrical and Electronics Engineering at Middle East Technical University. His current research interests include content-based video analysis, data hiding, robust image/video transmission over mobile channels and packet networks, image/video compression, video segmentation, 3D scene analysis, object recognition, object detection and object tracking.