

# FAST GENERATION FOR CONVOLUTIONAL AUTOREGRESSIVE MODELS

Prajit Ramachandran<sup>1\*</sup>, Tom Le Paine<sup>1\*</sup>, Pooya Khorrami<sup>1</sup>, Mohammad Babaeizadeh<sup>1</sup>, Shiyu Chang<sup>2</sup>, Yang Zhang<sup>1</sup>, Mark A. Hasegawa-Johnson<sup>1</sup>, Roy H. Campbell<sup>1</sup>, & Thomas S. Huang<sup>1</sup>

<sup>1</sup>University of Illinois at Urbana-Champaign, IL 61801, USA  
{prmhnd2, paine1, pkhorra2, mb2, yzhan143, jhasegaw, rhc, t-huang1}@illinois.edu

<sup>2</sup>IBM Thomas J. Watson Research Center, NY 10598, USA  
shiyu.chang@ibm.com

## ABSTRACT

Convolutional autoregressive models have recently demonstrated state-of-the-art performance on a number of generation tasks. While fast, parallel training methods have been crucial for their success, generation is typically implemented in a naïve fashion where redundant computations are unnecessarily repeated. This results in slow generation, making such models infeasible for production environments. In this work, we describe a method to speed up generation in convolutional autoregressive models. The key idea is to cache hidden states to avoid redundant computation. We apply our fast generation method to the Wavenet and PixelCNN++ models and achieve up to  $21\times$  and  $183\times$  speedups respectively.

## 1 INTRODUCTION

Autoregressive models are a powerful class of generative models that factorize the joint probability of a data sample  $x$  into a product of conditional probabilities. Autoregressive models such as Wavenet (van den Oord et al., 2016a), ByteNet (Kalchbrenner et al., 2016a), PixelCNN (van den Oord et al., 2016b;c), and Video Pixel Networks (Kalchbrenner et al., 2016b) have shown strong performance in audio, textual, image, and video generation. Unfortunately, generating in a naïve fashion is typically too slow for practical use. For example, generating a batch of  $16\ 32 \times 32$  images using PixelCNN++ (Salimans et al., 2017) takes more than 11 minutes on commodity hardware with a Tesla K40 GPU.

The ability to do fast generation is useful for many applications. Production environments have tight latency constraints, so real-time speech generation, machine translation, and image super-resolution (Dahl et al., 2017) all require fast generation. Furthermore, quick simulation of environment dynamics is important for fast training in model-based reinforcement learning (Oh et al., 2015). However, slow generation hampers the use of convolutional autoregressive models in these situations.

In this work, we present a method to significantly speed up generation in convolutional autoregressive models. The contributions of this work are as follows:

1. We present a general method to enable fast generation for autoregressive models through caching. We describe specific implementations of this method for Wavenet (van den Oord et al., 2016a) and PixelCNN++ (Salimans et al., 2017). We demonstrate our fast generation achieves up to  $21\times$  for Wavenet and  $183\times$  for PixelCNN++ over their naïve counterparts.
2. We open-source our implementation of fast generation for Wavenet<sup>1</sup> and PixelCNN++<sup>2</sup>. Our generation code is compatible with other open-source implementations of these models that also implement training.

\*Denotes equal contribution.

<sup>1</sup><https://github.com/tomlepaine/fast-wavenet>

<sup>2</sup><https://github.com/PrajitR/fast-pixel-cnn>

## 2 METHODS

Naïve generation for convolutional autoregressive models recalculates the entire receptive field at every iteration (we refer readers to van den Oord et al. (2016a); Salimans et al. (2017) for details). This results in exponential time and space complexity with respect to the receptive field. In this section, we propose a method that avoids this cost by caching previously computed hidden states and using them in the subsequent iterations.

We first start by describing how our method can speed up the generation of models with dilated convolutions. Then we discuss how to generalize our method to strided convolutions. Finally, we discuss the details of applying our method to speed up Wavenet (van den Oord et al., 2016a) and PixelCNN++ (Salimans et al., 2017).

### 2.1 CACHING FOR DILATED CONVOLUTIONS

To generate a single output  $y$ , computations must be performed over the entire receptive field which is exponential with respect to the number of layers. A naïve generation method repeats this computation over the entire receptive field at every step, which is illustrated in Figure 1A. However, this is wasteful because many hidden states in the receptive field can be re-used from previous iterations. This naïve approach has been used in open-source implementations of Wavenet<sup>3</sup>.

Instead of recomputing all of the hidden states for every iteration, we propose caching hidden states from previous iterations. Figure 1B illustrates this idea, where each layer maintains a cache of previously computed hidden states. During each generation step, hidden states are popped off the cache to perform the convolutions. Therefore, the computation and space complexity are linear in the number of layers instead of exponential.

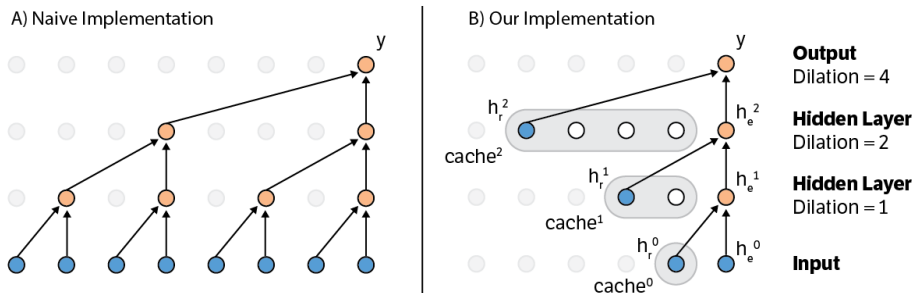


Figure 1: **Comparison of naïve implementation of the generation process and our proposed method.** Orange nodes are computed in the current timestep, blue nodes are previously cached states, and gray nodes are not involved in the current timestep. Notice that generating a single sample requires  $O(2^L)$  operations for the naïve implementation where  $L$  is number of layers in the network. Meanwhile, our implementation only requires  $O(L)$  operations to generate a single sample.

Figures 2 and 3 demonstrate the caching mechanism in more detail. Each layer takes in its current input and a hidden state from the cache to compute the layer output. The cache is a queue in which the oldest hidden state is popped off to be fed into the current layer. The size of the cache is equivalent to the dilation of the layer. Thus, the oldest hidden state of the cache (i.e. front of the queue) is exactly one of the inputs that the layer should process. Finally, the output of the current layer is pushed into the cache (i.e. back of the queue) of the next layer to be used as input for future computation.

### 2.2 CACHING FOR STRIDED CONVOLUTIONS

The caching algorithm for dilated convolutions is straightforward because the number of hidden states in each layer is equal to the number of inputs. Thus, each layer can simply maintain a cache that is updated on every step. However, strided convolutions pose an additional challenge since the number of hidden states in each layer is different than the number of inputs.

<sup>3</sup><https://github.com/ibab/tensorflow-wavenet>

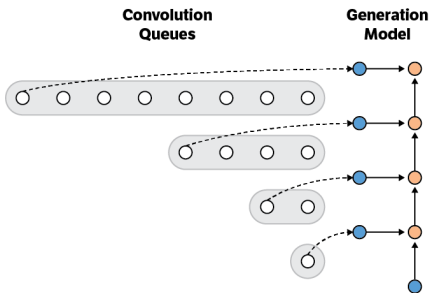


Figure 2: **Pop phase for dilated convolutions.** The hidden states are popped off of each cache and fed as input (blue dots) into the corresponding location of the generation model. These hidden states and the current input (bottom blue dot) are used to compute the current output and the new hidden states (orange dots).

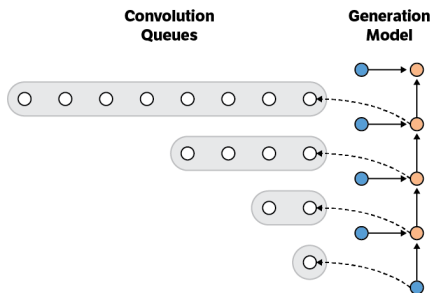


Figure 3: **Push phase for dilated convolutions.** The new hidden states (orange dots) are pushed to the back of their respective caches. These hidden states will be used for future computations.

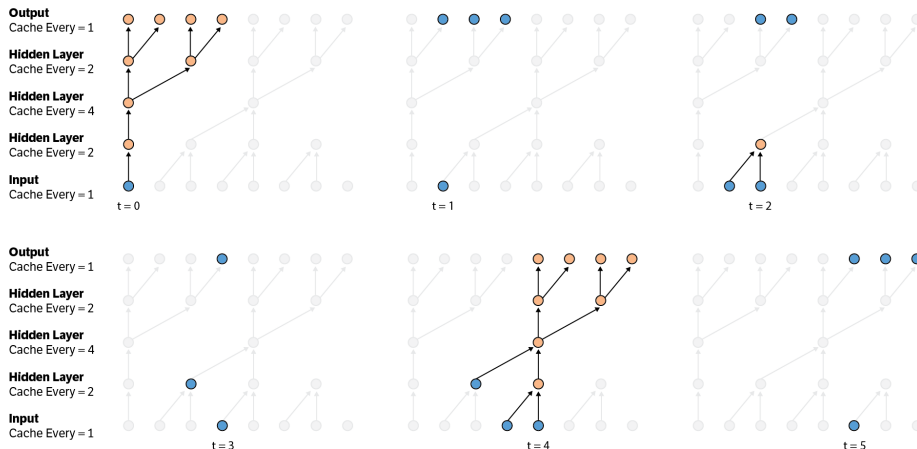


Figure 4: **Fast generation for a network with strided convolutions.** We show an example model with 2 convolutional and 2 transposed convolutional layers each with a stride of 2 (Dumoulin & Visin, 2016). Due to the stride, each layer has fewer states than network inputs. Orange nodes are computed in the current timestep, blue nodes are previously cached states, and gray nodes are not involved in the current timestep. In the first timestep ( $t = 0$ ), the first input is used to compute and cache all nodes for which there is sufficient information to generate, including the first four outputs. At  $t = 1$ , there are no nodes that have sufficient information to be computed, but the output for  $t = 1$  has already been computed at  $t = 0$ . At  $t = 2$ , there is one new node that now has sufficient information to be computed, although the output for  $t = 2$  has also been computed at  $t = 0$ . The  $t = 3$  scenario is similar to  $t = 1$ . At  $t = 4$ , there is enough information to compute multiple hidden states and generate the next four outputs. This is analogous to the  $t = 0$  scenario.  $t = 5$  is analogous to  $t = 1$ , and this cycle is followed for all future time steps.

A downsampling (strided convolutional) layer will not necessarily generate an output at each timestep (see the first hidden layer in Figure 4) and may even skip over some inputs (see the second hidden layer in Figure 4). On the other hand, an upsampling (strided transposed convolutional) layer will produce hidden states and outputs for multiple timesteps (see the last hidden layer in Figure 4). As a result, the cache cannot be updated in every timestep. Thus, each cache has an additional property *cache\_every*, where the cache is only updated every *cache\_every* steps. Every downsampling layer increases the *cache\_every* property of the layer by the downsampling factor (2 in the case of

Figure 4). Conversely, every upsampling layer decreases the *cache\_every* property of the layer by the upsampling factor (also 2 in the case of Figure 4).

### 2.3 MODEL-SPECIFIC DETAILS

Wavenet uses 1D dilated convolutions. Our fast implementation of Wavenet follows directly from the components outlined in Section 2.1.

PixelCNN++ improves upon PixelCNN (van den Oord et al., 2016c) through a variety of modifications, including using strided convolutions and transposed convolutions instead of dilation for speed. Our method scales from 1D to 2D with very few changes. The caches for each layer are now 2D, with a height equal to the filter height and a width equal to the image width. After an entire row is generated, the oldest row of the cache is popped and the new row is pushed. Because strided convolutions are used, we use the *cache\_every* idea detailed in Section 2.2.

Furthermore, PixelCNN++ uses a vertical and horizontal stream (we refer readers to Salimans et al. (2017) for more details). Since the vertical stream does not depend on the horizontal stream, it is efficient to compute the vertical stream one entire row at a time and then use the cached vertical stream for every computation of the horizontal stream. For full details please refer to our code.

## 3 EXPERIMENTS

We implemented our methods for Wavenet (van den Oord et al., 2016a) and PixelCNN++ (Salimans et al., 2017) in TensorFlow (Abadi et al., 2016). We compare our proposed method with a naïve implementation of Wavenet<sup>4</sup> and a naïve implementation of PixelCNN++<sup>5</sup>. In the case of PixelCNN++, we vary the number of images generated in parallel (*batch size*), mirroring batching in production environments. As the batch size increases, our method significantly outperforms the naïve implementation in runtime. For example, on batch sizes of 128 and 256, our method is two orders of magnitude faster. In the Wavenet experiment, the batch size has been fixed to 1 in order to highlight the effect of adding layers on performance. The results indicate significant speedups, up to  $21\times$  for Wavenet and  $183\times$  for PixelCNN++.

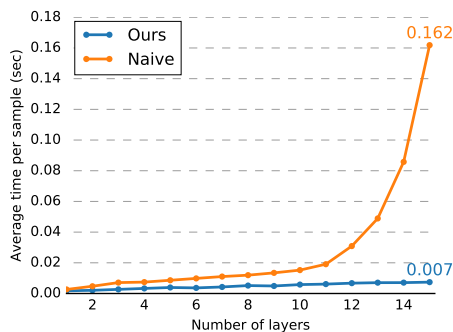


Figure 5: **Wavenet timing experiments.** We generated from a model with 2 sets of  $L$  dilation layers each, using a naïve implementation and ours. Results are averaged over 100 repeats. When  $L$  is small, the naïve implementation performs better than expected due to GPU parallelization of the convolution operations. When  $L$  is large, the difference in performance is more pronounced.

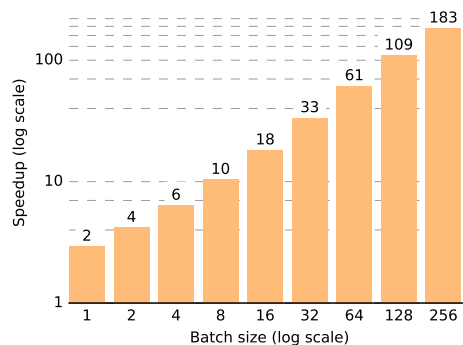


Figure 6: **PixelCNN++ timing experiments.** We generated images using the model architecture described in (Salimans et al., 2017). Due to the huge number of convolution operations in the naïve implementation, GPU utilization is always high and there is no room for parallelization across batch. Since our method avoids redundant computations, larger batch sizes result in larger speedups.

<sup>4</sup><https://github.com/ibab/tensorflow-wavenet>

<sup>5</sup><https://github.com/openai/pixel-cnn>

#### ACKNOWLEDGMENTS

Authors would like to thank Wei Han and Yuchen Fan for their insightful discussions, as well as Maize group for their support. The Tesla K40 GPU used for this research was donated by the NVIDIA Corporation.

#### REFERENCES

- Martín Abadi, Paul Barham, Jianmin Chen, Zhifeng Chen, Andy Davis, Jeffrey Dean, Matthieu Devin, Sanjay Ghemawat, Geoffrey Irving, Michael Isard, et al. Tensorflow: A system for large-scale machine learning. In *Proceedings of the 12th USENIX Symposium on Operating Systems Design and Implementation (OSDI)*. Savannah, Georgia, USA, 2016.
- Ryan Dahl, Mohammad Norouzi, and Jonathon Shlens. Pixel recursive super resolution. *arXiv preprint arXiv:1702.00783*, 2017.
- Vincent Dumoulin and Francesco Visin. A guide to convolution arithmetic for deep learning. *arXiv preprint arXiv:1603.07285*, 2016.
- Nal Kalchbrenner, Lasse Espeholt, Karen Simonyan, Aaron van den Oord, Alex Graves, and Koray Kavukcuoglu. Neural machine translation in linear time. *arXiv preprint arXiv:1610.10099*, 2016a.
- Nal Kalchbrenner, Aaron van den Oord, Karen Simonyan, Ivo Danihelka, Oriol Vinyals, Alex Graves, and Koray Kavukcuoglu. Video pixel networks. *arXiv preprint arXiv:1610.00527*, 2016b.
- Junhyuk Oh, Xiaoxiao Guo, Honglak Lee, Richard L Lewis, and Satinder Singh. Action-conditional video prediction using deep networks in atari games. In *Advances in Neural Information Processing Systems*, pp. 2863–2871, 2015.
- Tim Salimans, Andrej Karpathy, Xi Chen, and Diederik P Kingma. Pixelcnn++: Improving the pixelcnn with discretized logistic mixture likelihood and other modifications. *arXiv preprint arXiv:1701.05517*, 2017.
- Aaron van den Oord, Sander Dieleman, Heiga Zen, Karen Simonyan, Oriol Vinyals, Alex Graves, Nal Kalchbrenner, Andrew Senior, and Koray Kavukcuoglu. Wavenet: A generative model for raw audio. *arXiv preprint arXiv:1609.03499*, 2016a.
- Aaron van den Oord, Nal Kalchbrenner, and Koray Kavukcuoglu. Pixel recurrent neural networks. *arXiv preprint arXiv:1601.06759*, 2016b.
- Aaron van den Oord, Nal Kalchbrenner, Oriol Vinyals, Lasse Espeholt, Alex Graves, and Koray Kavukcuoglu. Conditional image generation with pixelcnn decoders. *arXiv preprint arXiv:1606.05328*, 2016c.