

Coverage and Rate of Downlink Sequence Transmissions with Reliability Guarantees

Jihong Park and Petar Popovski

Abstract—Real-time distributed control is a promising application of 5G in which communication links should satisfy certain reliability guarantees. In this letter, we derive closed-form maximum average rate when a device (e.g. industrial machine) downloads a sequence of n operational commands through cellular connection, while guaranteeing a certain coverage for all n messages. The result is based on novel closed-form n -successive coverage bounds. The proposed lower bound provides a simple approximation that is increasingly accurate in the high reliability region. For moderate coverage, a linear combination of the proposed bounds enables deriving a tractable approximation. Both techniques can be utilized for calculating the maximum average rate with and without using adaptive modulation and coding (AMC).

Index Terms—Sequence transmissions, ultra-reliable communication, coverage, rate, stochastic geometry.

I. MOTIVATION AND CONTRIBUTION

One of the focus in the emerging 5G wireless systems will be communication with reliability guarantees. The most challenging variant is ultra-reliable low-latency communication (URLLC), with extreme reliability guarantees. A representative use case for URLLC is industrial Internet of things (IIoT) [1], in which a certain user equipment (UE), such as an actuator, is controlled in real time by downloading operational commands for high-precision cloud manufacturing [2]. A loss of a command sequence may cause critical malfunction or shutdown of the process. Therefore, the network should guarantee wireless coverage with very high reliability, e.g. $\geq 99\%$ in order to decode the n successive commands.

In this letter we rely on stochastic geometry to derive n -successive SIR (Signal-to-Interference Ratio) coverage $p_n(t)$ for a target SIR threshold t , which is defined as $p_n(t) := \Pr(\text{SIR}_1 \geq t, \text{SIR}_2 \geq t, \dots, \text{SIR}_n \geq t)$. We thereby derive the closed-form maximum average rate $\mathcal{R}_n(\eta)$ that ensures η reliability for n -successive message receptions, i.e. $p_n(t) \geq \eta$. Regardless of whether the reliability is extreme as in URLLC or more relaxed, the introduction of reliability guarantee poses a challenging problem. This precludes us from directly exploiting previously known closed-form SIR coverage and rate expressions [3]–[5] due to the following two issues: *spatial correlation* during receptions at p_n derivation and the *target SIR threshold decision* at the maximum rate calculation.

Regarding spatial correlation, if UE locations are independent and identically distributed (i.i.d.) during n message receptions, then $p_n(t) = p_1(t)^n$ straightforwardly.¹ However,

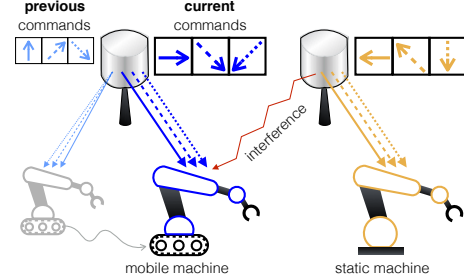


Fig. 1. A sequence of 3 command receptions for mobile/static UEs.

a UE should receive n messages within a short time span, during which all UEs and the interferers can be considered static, see Fig. 1. For a cellular downlink with fixed UE locations, the n -successive SIR coverage is (Theorem 2, [4]):

$$p_n(t) = 1/2F_1(n, -2/\alpha; 1 - 2/\alpha; -t) \quad (1)$$

at a randomly picked (i.e. a typical) UE.² The denominator ${}_2F_1(a, b; c; z)$ is a Gauss hypergeometric function that can only be numerically computed, defined as ${}_2F_1(a, b; c; z) := \sum_{n=0}^{\infty} \frac{\Gamma(a+n)\Gamma(b+n)\Gamma(c)}{\Gamma(a)\Gamma(b)\Gamma(c+n)} \frac{z^n}{n!}$ where $\Gamma(x)$ denotes the gamma function. It is thus difficult to establish a direct relation between n and $p_n(t)$ due to the analytical intractability of the hypergeometric function.

Achieving a certain target rate requires a proper decision on modulation and coding scheme (MCS). We consider MCS to be chosen in a way that its target SIR threshold t guarantees the reliability constraint $p_n(t) \geq \eta$. A typical UE satisfies the reliability requirement with probability $p_n(t)$ and receives the n messages with average rate $p_n(t)E[\log(1+t)]$. Previous works [3]–[5] consider an ideal adaptive modulation and coding scheme (AMC) where each base station (BS) knows SIR before each transmission. For a single (non-successive) coverage as an example, a BS sets $t = \text{SIR}$. The reliability is then trivially $p_1(\text{SIR}) = 1$, resulting in the average rate with AMC $\tilde{\mathcal{R}}_n(t) = E[\log(1 + \text{SIR})]$. This value can be calculated by using $p_1(t)$, knowing that its definition is regarded as SIR complementary cumulative distribution function (CCDF), i.e. $\int_0^{\infty} \Pr(\log(1 + \text{SIR}) > x) dx = \int_0^{\infty} p_1(e^x - 1) dx$. Nevertheless, the calculation still resorts to numerical simulation due to the intractable hypergeometric function in $p_1(e^x - 1)$.

J. Park and P. Popovski are with Department of Electronic Systems, Aalborg University, Denmark (email: {jihong, petarp}@es.aau.dk).

This work has been in part supported by the European Research Council (ERC Consolidator Grant Nr. 648382 WILLOW) within the Horizon 2020 Program, and partly by Innovation Fund Denmark via the Virtuoso project.

¹For a typical UE's SIR, i.i.d. mobility is almost surely identical to any Markovian mobility such as a random walk and Lévy flight thanks to displacement theorem [6] as utilized in [7] (see [8] for general mobility).

²A special case is $p_1(t) = 1/2F_1(1, -\frac{2}{\alpha}; 1 - \frac{2}{\alpha}; -t)$ in [4], which is identical to $1/(1 + t^{2/\alpha} \int_{u>t-2/\alpha} du/[1 + u^{\alpha/2}])$ presented in [3].

Without SIR information before the transmissions, the SIR threshold is kept constant t during n transmissions, while satisfying $p_n(t) \geq \eta$. Since $p_n(t)$ decreases with t , the maximum SIR threshold \hat{t} is given when the reliability target is met $p_n(\hat{t}) = \eta$. This yields the maximum rate average rate $\mathcal{R}_n(\eta)$ as follows:

$$\mathcal{R}_n(\eta) = \eta \log_2(1 + \hat{t}). \quad (2)$$

The problem is \hat{t} cannot be analytically derived by solving the reliability constraint equation because the inverse hypergeometric function for $p_n(t)$ in (1) is unknown. A suitable way to avoid the difficulties brought by the hypergeometric function is to utilize more tractable SIR coverage bounds, as done in our recent work [9]. Nonetheless, the bounds in [9] are limited only to the case $n = 1$. Other existing coverage bounds [5], [10], [11] are too loose for ultra-reliable scenarios, i.e. low target SIR threshold t , as Fig. 2 shows.

In this letter we propose novel closed-form bounds of n -successive coverage $p_n(t)$ (see **Theorem 1**), and thereby derive the closed-form bounds of maximum rate $\mathcal{R}_n(\eta)$ guaranteeing $p_n(t) \geq \eta$. Without AMC, for high reliability $\eta \geq 0.9$, the closed-form results show that the impact of spatial UE correlation during n receptions is negligibly small. In this case the proposed lower bound under i.i.d. UE locations tightly approximates the exact rate (**Proposition 1** and **Corollary 1**). For moderate reliability $0.5 < \eta < 0.9$, a linear combination of the proposed lower and upper bounds becomes accurate as an approximation (**Corollary 2**). Similarly, we derive the closed-form rate bounds with AMC (**Proposition 2**) and their linear combination providing the rate approximation (**Corollary 3**).

II. SYSTEM MODEL

Consider a downlink cellular network in a two-dimensional plane. The network comprises uniformly located: BSs with density λ_b and UEs with density λ_u . This leads to two independent homogeneous Poisson point processes $\Phi(\lambda_b)$ and $\Phi(\lambda_u)$, representing BS and UE locations. Each UE associates with its nearest BS, and requests n messages. All messages are of unit size. UE locations are fixed during the n -successive message receptions, and randomly and independently changed for the next n -successive message receptions.

Each BS serves a single UE with unit transmission power and frequency bandwidth per time slot. We assume that $\lambda_u \gg \lambda_b$ such that any BS has at least a single associated UE to be served. Transmitted signals experience path loss attenuation with the exponent $\alpha > 2$ and Rayleigh fading. A typical UE is located at the origin, capturing any locations without SIR changes according to Slyvnyak's theorem [6]. The i -th message, $1 \leq i \leq n$, at the typical UE is received with $\text{SIR}_i := g^i r^{-\alpha} / \sum_{r_j > r} g_j^i r_j^{-\alpha}$, where $r_j := |x_j|$ denotes the j -th nearest interfering BS distance for its location $x_j \in \Phi(\lambda_b)$. Fading power g_j^i at the i -th reception is exponentially distributed with unit mean. We drop the subscript j for the desired signal link. When i changes from 1 to n , the fading powers g^i and g_j^i vary with each i , while the desired BS and interferer distances r and r_j are fixed.

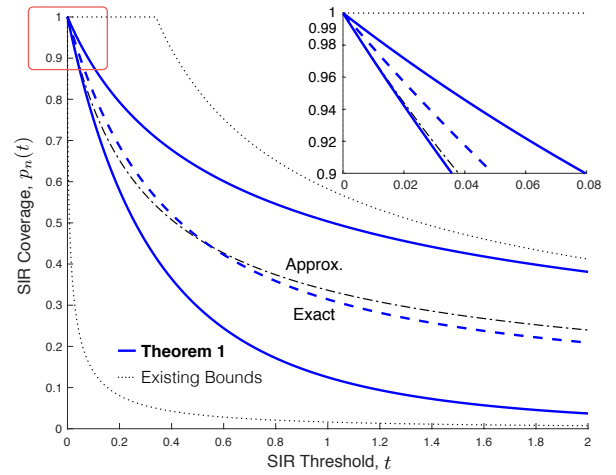


Fig. 2. n -successive SIR coverage bounds (solid blue, Theorem 1) compared to the existing bounds (dotted gray), $1/(1+c_n t^{2/\alpha})$ and $\min(1, t^{-2/\alpha}/c_n)$ in [5], [10], [11]. The exact curve (dash-dot black) follows from (1), approximated as $(p_n^{\text{LB}} + p_n^{\text{UB}})/2$ (dashed blue) under $n = 3$ and $\alpha = 4$.

III. COVERAGE BOUNDS

In this section we propose closed-form bounds of n -successive SIR coverage $p_n(t)$. The bounds are not only much tighter for URLLC but also as simple as the existing bounds.

We define the lower and the upper bound of $p_n(t)$ through $p_n^{\text{LB}}(t) \leq p_n(t) \leq p_n^{\text{UB}}(t)$ and they are given by the following theorem.

Theorem 1. (Coverage Bounds) *At a static typical UE, the lower and upper bound of the n -successive SIR coverage $p_n(t)$ with a target SIR threshold $t \geq 0$ are:*

$$p_n^{\text{LB}}(t) = (1+t)^{-\frac{2n}{\alpha-2}} \quad (3)$$

$$p_n^{\text{UB}}(t) = (1+c_n t)^{-\frac{2}{\alpha}} \quad (4)$$

where $c_n := \Gamma(1 - \frac{2}{\alpha}) \Gamma(n + \frac{2}{\alpha}) / \Gamma(n)$.

Proof: See Appendix. ■

Note that $c_n \geq 1$ is a monotone increasing/decreasing function of n and α respectively. Its minimum value is thus $c_1 = \frac{2\pi}{\alpha} \csc(\frac{2\pi}{\alpha}) \xrightarrow{\alpha \rightarrow \infty} 1$. As Fig. 1 illustrates, the proposed coverage bounds are tighter than existing closed-form lower bound $1/(1+c_n t^{2/\alpha})$ in [5] and upper bound $\min(1, t^{-2/\alpha}/c_n)$ [10], [11],³ especially when t is small. This low t regime behavior corresponds with that of a high target reliability η , and is thus important for accurate URLLC analysis. For low t , it is remarkable that $p_n^{\text{LB}}(t)$ can be an accurate approximation as Fig. 1 shows. The reason comes from the fact that $p_n^{\text{LB}}(t)$ and the exact coverage expression in (1) share the identical tangent curve $1 - (2nt)/(\alpha - 2)$ when $t \rightarrow 0$. This can easily be proved by applying Taylor expansion to both $p_n^{\text{LB}}(t)$ and (1) with the hypergeometric function definition.

³In the papers [5], [10], [11], the lower and upper bounds are originally presented as $1/(1+c_1 t^{2/\alpha})$ and $t^{-2/\alpha}/c_1$, which can be extended for a general $n \geq 1$ by using (1) and the hypergeometric function definition.

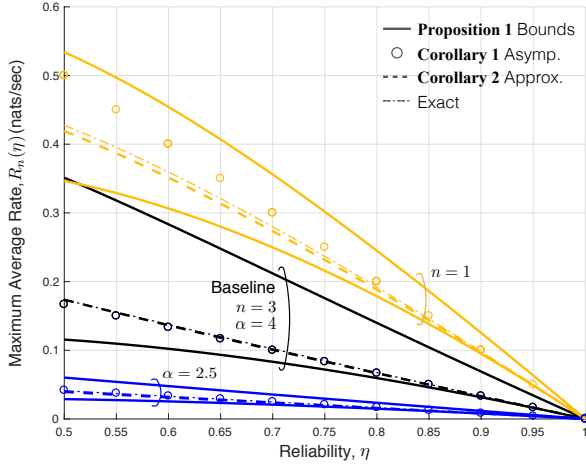


Fig. 3. Maximum average rate without AMC $\mathcal{R}_n(\eta)$, ensuring n -successive coverage with probability η .

In addition, the proposed lower bound satisfies $p_n^{\text{LB}}(t) = p_1^{\text{LB}}(t)^n$. This equation indicates that static (LHS) and i.i.d. (RHS) UE locations during n successive receptions identically affect SIR almost surely. Since $p_n(t)$ is always no smaller than $p_n^{\text{LB}}(t)$, we can conclude that spatial UE correlation during n successive receptions increases coverage, compared to the case under i.i.d. mobility. The $p_n^{\text{LB}}(t)$ convergence for low t also allows us to predict that the spatial UE correlation gain in $\mathcal{R}_n(\eta)$ will diminish for high reliability η in Section IV.

For moderate t , it is worth noting that both p_n^{LB} and p_n^{UB} are continuous and almost equally spaced from the exact curve. A simple linear combination of them can thus be an approximation, for instance $(p_n^{\text{LB}} + p_n^{\text{UB}})/2$ in Fig. 1.

IV. MAXIMUM AVERAGE RATE BOUNDS UNDER SUCCESSIVE COVERAGE CONSTRAINTS

In this section we derive the closed-form $\mathcal{R}_n(\eta)$, a typical UE's maximum average rate ensuring $p_n(t) \geq \eta$. For brevity, rate is measured in nats/sec (1 nat = $1/\log 2$ bits).

A. Without AMC

We exploit the closed-form $p_n(t)$ bounds in Theorem 1, and derive the maximum SIR threshold \hat{t} by solving the reliability constraint equation $p_n(\hat{t}) = \eta$. Applying this \hat{t} to (2) consequently provides the $\mathcal{R}_n(\eta)$'s closed-form lower and upper bounds $\mathcal{R}_n^{\text{LB}}(\eta)$ and $\mathcal{R}_n^{\text{UB}}(\eta)$ such that $\mathcal{R}_n^{\text{LB}}(\eta) \leq \mathcal{R}_n(\eta) \leq \mathcal{R}_n^{\text{UB}}(\eta)$, given in the following proposition.

Proposition 1. (Rate Bounds, without AMC) At a static typical UE during n message receptions, maximum average rate $\mathcal{R}_n(\eta)$ satisfying $p_n(t) \geq \eta$ is lower and upper bounded by

$$\mathcal{R}_n^{\text{LB}}(\eta) = \frac{\alpha - 2}{2n} \log(\eta^{-n}) \quad \text{and} \quad (5)$$

$$\mathcal{R}_n^{\text{UB}}(\eta) = \eta \log\left(1 + c_n^{-1} \left[\eta^{-\frac{\alpha}{2}} - 1\right]\right). \quad (6)$$

For high reliability $\eta \geq 0.9$, it is observed that the exact $\mathcal{R}_n(\eta)$ curve from (1) asymptotically converges to $\mathcal{R}_n^{\text{LB}}(\eta)$ as

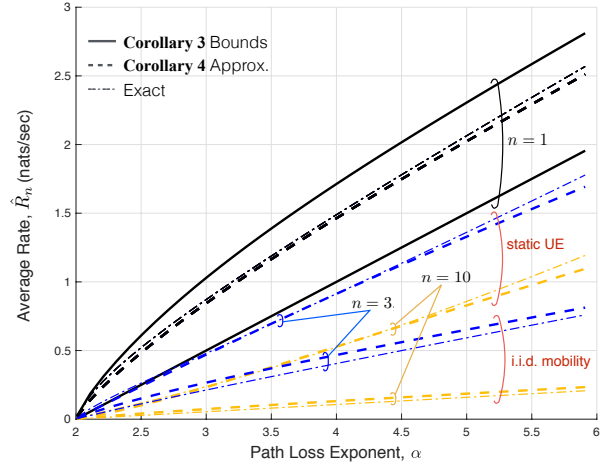


Fig. 4. Average rate with AMC $\tilde{\mathcal{R}}_n$ under static and i.i.d. UE mobility during n message receptions.

Fig. 3 shows for different n number of messages and path loss exponent α . The lower bound convergence also implies that the spatial UE correlation impact becomes negligible in URLLC, now that $\mathcal{R}_n^{\text{LB}}(\eta)$ follows from $p_n^{\text{LB}}(t)$ corresponding with i.i.d. mobility as discussed after Theorem 1 in Section III. This provides the following $\mathcal{R}_n(\eta)$ approximation for URLLC.

Corollary 1. (Rate Approx. for Ultra-Reliability) For $\eta \geq 0.9$, regardless of UE mobility, $\mathcal{R}_n(\eta)$ is approximated as follows.

$$\mathcal{R}_n(\eta) \approx \frac{\alpha - 2}{2n} (1 - \eta) \quad (7)$$

It is worth mentioning that the approximation above is identical not only to the asymptotic curve of $\mathcal{R}_n^{\text{LB}}(\eta)$ but also to that of $\mathcal{R}_n(\eta)$. Both asymptotic results can be proved by applying Taylor expansion $(1 + x)^c \approx cx$ for $(1 - \eta) \rightarrow 0$ with the hypergeometric function definition.

For moderate reliability $0.5 < \eta < 0.9$, a linear combination of $\mathcal{R}_n^{\text{LB}}(\eta)$ and $\mathcal{R}_n^{\text{UB}}(\eta)$ fits well with the exact curve as in the last part of Section III for $p_n(t)$. Within $2 < \alpha \leq 6$, we suggest the following approximation with the combination weight $w_1 \leq 1$, derived in a heuristic manner.

Corollary 2. (Rate Approx. for Moderate Reliability) For $0.5 < \eta < 0.9$, $\mathcal{R}_n(\eta)$ is approximated as

$$\mathcal{R}_n(\eta) \approx w_1 \cdot \mathcal{R}_n^{\text{LB}}(\eta) + (1 - w_1) \cdot \mathcal{R}_n^{\text{UB}}(\eta) \quad (8)$$

where $w_1 = \eta^{\min\{(\alpha-2)^{-1}(n^{2/\alpha})^{-1}, 1\}}$.

Note that w_1 increases with η , capturing $\mathcal{R}_n(\eta)$'s asymptotic convergence to $\mathcal{R}_n^{\text{LB}}(\eta)$. The η 's exponent in w_1 decreases with n and α . A fine tuning of w_1 based on these observations may further improve the approximation, deferred to future work.

B. With AMC

With full channel information, an ideal AMC allows BSs to adjust their target SIR thresholds without incurring any

coverage loss, as exemplified in Section I. The corresponding average rate with AMC $\tilde{\mathcal{R}}_n$ is therefore the upper bound of $\mathcal{R}_n(\eta)$ in Proposition 1, given in the following proposition.

Proposition 2. (Rate Bounds, with AMC) *At a typical UE, average rate with AMC $\tilde{\mathcal{R}}_n$ is lower and upper bounded by*

$$\tilde{\mathcal{R}}_n^{\text{LB}} = \frac{\alpha - 2}{2n} \quad (\text{Static/i.i.d. UE mobility}) \quad \text{and} \quad (9)$$

$$\tilde{\mathcal{R}}_n^{\text{UB}} = \begin{cases} \frac{\alpha}{2} F(c_n - 1) & (\text{Static UE}) \\ \frac{\alpha}{2n} F(c_n - 1) & (\text{i.i.d. UE mobility}) \end{cases} \quad (10)$$

where $F(x) := {}_2F_1\left(\frac{2}{\alpha}, 1; 1 + \frac{2}{\alpha}; -x\right)$.

Note that $F(x)$ is a monotone decreasing/increasing function of x and α respectively, having the maximum $F(0) = 1$. The above is proved by applying the law of total probability and Theorem 1 as follows.

$$\tilde{\mathcal{R}}_n = \int_0^\infty \Pr\left(\log(1 + \text{SIR}_1) > x, \dots, \log(1 + \text{SIR}_n) > x\right) dx \quad (11)$$

$$= \int_0^\infty p_n(e^x - 1) dx \quad (12)$$

As in Corollary 2, we suggest a linear combination of the bounds with the weight $w_2 \leq 1$ derived from curve fitting, which effectively approximates $\tilde{\mathcal{R}}_n$ as follows.

Corollary 3. (Rate Approx., with AMC) *For $2 < \alpha \leq 6$, $\tilde{\mathcal{R}}_n$ is approximated as*

$$\tilde{\mathcal{R}}_n = w_2 \cdot \tilde{\mathcal{R}}_n^{\text{LB}} + (1 - w_2) \cdot \tilde{\mathcal{R}}_n^{\text{UB}} \quad (13)$$

where $w_2 = 0.35n^{-0.2}$.

A noticeable distinction from $\mathcal{R}_n(\eta)$ without AMC is that UE mobility becomes no longer negligible in $\tilde{\mathcal{R}}_n$ as Fig. 4 illustrates. It also shows the proposed approximation is simple yet accurate. Especially when $\alpha = 4$, we can consider a less tight $\tilde{\mathcal{R}}_n$ upper bound $\alpha/2$ thanks to $F(c_n - 1) \leq 1$. In this case, equally combining the lower and upper bounds with $w_2 = 0.5$ yields the approximation $(\alpha - 1)/2 = 1.5$ nats/sec. This result is fit well with the exact calculation 1.49 nats/sec while simplifying the existing expression $\int_{x>0} dx / (1 + \sqrt{e^x - 1} [\pi/2 - \arctan(1/\sqrt{e^x - 1})])$ in [3].

V. CONCLUSION

We proposed closed-form n -successive SIR coverage bounds and approximation, and derived the corresponding closed-form maximum average rate expressions, guaranteeing such a successive coverage requirement. The proposed results were also useful for deriving closed-form average rate under AMC when full channel information is available, yielding noticeable rate increase. It is seen that the knowledge of SIR in order to adapt the rate, while trivially guaranteeing reliability with probability 1, leads to a significant rate increase.

APPENDIX – PROOF OF THEOREM 1

For $p_n^{\text{LB}}(t)$, consider $p_1(t)$ lower bound $(1+t)^{-\frac{2}{\alpha-2}}$ in [9]. Since ${}_2F_1\left(n, -\frac{2}{\alpha}; 1 - \frac{2}{\alpha}, -t\right) \leq {}_2F_1\left(1, -\frac{2}{\alpha}; 1 - \frac{2}{\alpha}, -t\right)^n$, $p_n(t) \geq p_1(t)^n$ for all $n \geq 1$, providing the desired result.

For $p_n^{\text{UB}}(t)$, by using Pfaff's hypergeometric function transformation [12], ${}_2F_1\left(n, -\frac{2}{\alpha}; 1 - \frac{2}{\alpha}, -t\right) = (1+t)^{\frac{2}{\alpha}} G(\alpha, n, t)$ where $G(\alpha, n, t) := {}_2F_1\left(1 - \left[\frac{2}{\alpha} + n\right], -\frac{2}{\alpha}; 1 - \frac{2}{\alpha}; \frac{t}{1+t}\right)$ that is bounded within 1 and c_n . Applying this to (1) yields

$$c_n^{-1}(1+t)^{-\frac{2}{\alpha}} \leq p_n(t) \leq (1+t)^{-\frac{2}{\alpha}}. \quad (14)$$

Note that the upper bound is independent of n . To capture the behavior along with n , we instead conjecture that the lower bound's upper bound $g_n(t) := (1 + c_n t)^{-\frac{2}{\alpha}}$ is also $p_n(t)$'s upper bound. Since both $p_n(t)$ and $g_n(t)$ are monotone decreasing function of t with the same maximum $p_n(0) = g_n(0) = 1$, the proof of conjecture is identical to showing (i) $\lim_{t \rightarrow 0} p_n(t)' / g_n(t)' \leq 1$ and (ii) $\lim_{t \rightarrow \infty} p_n(t)' / g_n(t)' \leq 1$.

For (i), by using Taylor expansion with the hypergeometric function definition, $\lim_{t \rightarrow 0} p_n(t)' = -\frac{2n}{\alpha-2}$. By definition, $\lim_{t \rightarrow 0} g_n(t)' = -\frac{2c_n}{\alpha}$. Therefore, (i) is identical to $\left(\frac{\alpha}{2} - 1\right) \leq \frac{n}{c_n}$, which always holds for all $n \geq 1$ and $\alpha > 2$.

For (ii), the inequality holds as follows

$$\lim_{t \rightarrow \infty} \frac{p_n(t)'}{g_n(t)'} = \lim_{t \rightarrow \infty} \frac{-\frac{2}{\alpha t} (t^{-n} - p_n(t)^{-1})}{-\frac{2}{\alpha} c_n (c_n t)^{-(1+\frac{2}{\alpha})}} \quad (15)$$

$$= \lim_{t \rightarrow \infty} (c_n t)^{\frac{2}{\alpha}} (t^{-n} - p_n(t)^{-1}) \quad (16)$$

$$= \lim_{t \rightarrow \infty} -(c_n t)^{\frac{2}{\alpha}} p_n(t)^{-1} = -\infty \leq 1 \quad (17)$$

where the last part comes from $p_n(\infty) = 0$ and $\alpha > 2$. Combining (i) and (ii) finalizes the proof. ■

REFERENCES

- [1] Ericsson Business Review, *Manufacturing Reengineered: Robots, 5G and the Industrial IoT*, no. 4, 2015.
- [2] 5G-PPP, *5G and the Factories of the Future, White Paper*, Oct. 2015.
- [3] J. G. Andrews, F. Baccelli, and R. K. Ganti, "A Tractable Approach to Coverage and Rate in Cellular Networks," *IEEE Trans. Commun.*, vol. 59, pp. 3122–3134, Nov. 2011.
- [4] X. Zhang and M. Haenggi, "A Stochastic Geometry Analysis of Inter-Cell Interference Coordination and Intra-Cell Diversity," *IEEE Trans. Wireless Commun.*, vol. 13, pp. 6655–6669, Dec. 2014.
- [5] J. Park, S.-L. Kim, and J. Zander, "Tractable Resource Management with Uplink Decoupled Millimeter-Wave Overlay in Ultra-Dense Cellular Networks," *IEEE Trans. Wireless Commun.*, vol. 15, pp. 4362–4379, Jun. 2016.
- [6] M. Haenggi, *Stochastic Geometry for Wireless Networks*. Cambridge Univ. Press, 2013.
- [7] J. Park, S. Jung, S.-L. Kim, M. Bennis, and M. Debbah, "User-Centric Mobility Management in Ultra-Dense Cellular Networks under Spatio-Temporal Dynamics," *Proc. IEEE Global Communications Conference (GLOBECOM)*, Washington, DC, USA, Dec. 2016.
- [8] S. Krishnan and H. S. Dhillon, "Spatio-Temporal Interference Correlation and Joint Coverage in Cellular Networks," [Online]. Available: <https://arxiv.org/abs/1606.05332>.
- [9] J. Park, D. Kim, P. Popovski, and S.-L. Kim, "Revisiting Frequency Reuse towards Supporting Ultra-Reliable Ubiquitous-Rate Communication," to appear in *Proc. IEEE WiOpt Wksp. on Spatial Stochastic Models for Wireless Networks (SpaSWiN)* [Online]. Available: <http://tiny.cc/jhpark17iccur2c>.
- [10] B. Blaszczyzyn, M. K. Karray, and H. P. Keeler, "Using Poisson Processes to Model Lattice Cellular Networks," in *Proc. IEEE International Conference on Computer Communications (INFOCOM)*, Turin, Italy, 2013.
- [11] H. S. Dhillon, R. K. Ganti, F. Baccelli, and J. G. Andrews, "Modeling and Analysis of K-Tier Downlink Heterogeneous Cellular Networks," *IEEE Journal on Selected Areas in Communications*, vol. 30, pp. 550–560, Apr. 2012.
- [12] G. E. Andrews, R. Askey, and R. Roy, *Special Functions*. Cambridge Univ. Press, 1999.