

The Pfaffian state in an electron gas with small Landau level gaps

Wenchen Luo and Tapash Chakraborty

Department of Physics and Astronomy, University of Manitoba, Winnipeg, Canada R3T 2N2

(Dated: April 19, 2017)

Landau level mixing plays an important role in the Pfaffian (or anti-Pfaffian) states. In ZnO the Landau level gap is essentially an order of magnitude smaller than that in a GaAs quantum well. We introduce the screened Coulomb interaction in a single Landau level to tackle that situation. Here we study the overlap of the ground state and the Pfaffian (or anti-Pfaffian) state at even-denominator fractional quantum Hall (FQH) states present in ZnO. The overlap is strongly system size-dependent which suggests a newly proposed particle-hole symmetry Pfaffian ground state in the extreme Landau level mixing limit. When the ratio of Coulomb interaction to the Landau level gap κ varies, we find a possible topological phase transition in the range $2 < \kappa < 3$, which was actually observed in an experiment. We then study how the width of quantum well combined with screening influences the overlap.

The even-denominator fractional quantum Hall effect (FQHE) was observed [1, 2] and studied in great details in GaAs. It is believed that the concept of pairing of electrons is behind this unique quantum Hall state [3–7], though this state is still unclear. A strong candidate for the ground state is the Moore-Read Pfaffian state which contains non-abelian excitations and chiral edge modes [3, 4, 7]. However this topological state has not been observed directly, perhaps because the mobility of GaAs is still not high enough for this state to be detected. The even-denominator FQHE has been studied and observed in graphene systems [8–17]. Recently, FQHE was observed again in the ZnO/MgZnO heterointerface [18–20], which is potentially another system where the Pfaffian states and its topological properties can perhaps be observed, albeit its low mobility. Surprisingly, in ZnO the well-known $\nu = \frac{5}{2}$ FQHE was found to go missing while its spinful electron-hole conjugate $\nu = \frac{7}{2}$ FQHE survived [20, 21]. Tilted-field studies in the FQHE regime [22] also unveiled some interesting results in this system [20, 23]. The ZnO system is distinctly different from the GaAs and graphene systems [12–17] since the effective mass in ZnO is very large and the Landau level (LL) gap is very small. The Landau level mixing (LLM) in ZnO must be very strong even in a high magnetic field. Consequently, we have proposed that the screened Coulomb interaction in which all the other LLs are integrated out in the random phase approximation (RPA) replaces the bare one, so that the correlations of the electrons become very different at different filling factors. It seems to explain the extraordinary phenomenon in the experiment [21, 23]. However, our previous works only confirmed the stabilities of the collective modes and the ground states, numerically in the torus geometry. The nature of the ground states and the relation between the screening and incompressibility still remains to be understood. In this work, we report on our study of how the ground states of the screened electron system are related to the Pfaffian state.

In ZnO the ratio of Coulomb interaction to the LL gap is $\kappa = 25.1/\sqrt{B}$ for the magnetic field B , which is one order of magnitude higher than that in GaAs or in graphene systems. As a result, the electron-electron

interaction would definitely drive the transport of the electrons unconventionally in many aspects [24]. Since the LL gaps are very small in ZnO, the LLM is too strong to be negligible. However, it would be a major computational challenge to include even only a few LLs. In graphene or other small κ systems, perturbative theories which involve renormalized two-body and three-body interaction have been developed in more accurate calculations [25]. However, the limitation of that approach is that κ cannot be too large. In experiments, κ is $0.5 \sim 0.8$ (it depends on the dielectric constant of the substrate) for graphene and could be smaller than unity (in a high magnetic field) for GaAs. But κ can not be smaller than unity in ZnO unless the magnetic field reaches 630T.

Trial wavefunctions have been proposed to describe this special state [3, 26–28]. It seems that the spin polarized Pfaffian state [29, 30] is the most probable candidate. Its particle-hole (PH) conjugate, the anti-Pfaffian state [31] is also likely since the two-body Coulomb interaction can not break the PH symmetry in a half-filled Landau level. Recently, a new Pfaffian-like state with PH symmetry [6, 32] is proposed and may be valid for strong LLM or disorder. To understand the existence of the Pfaffian state in a strongly screened electron gas, it is convenient to employ the Haldane pseudopotential to study an even-electron system in the spherical geometry [33, 34]. This pseudopotential completely describes the interaction of the electron gas. The rotational symmetry is preserved so that the ground state of the incompressible state is uniquely located at the total angular momentum $L = 0$. In contrast, the ground state is degenerate in the toroidal geometry due to the translational symmetry. In particular, the ground state is quasi-triply degenerate for the even-electron system at $\nu = \frac{5}{2}$ FQHE in a torus geometry, because of the topological property of the Pfaffian state [35]. It is also more convenient to study the overlap between the Pfaffian state and the ground state of the even-electron system in the spherical geometry.

When the ratio κ is very large the Coulomb interaction may not be renormalized by the perturbation theory. We have previously demonstrated that the collective modes are not stable for the $\nu = \frac{5}{2}$ FQHE in ZnO in an odd-

electron system in the torus geometry. However, the precise nature of the ground state with screening has not been reported yet. In this work the overlap between the ground states and the Pfaffian state in the spherical geometry is determined to indicate at least qualitatively how the ground states evolve with different screening.

The Pfaffian state is the zero-energy ground state of its parent Hamiltonian with a three-body interaction [4]. For half-filled FQHE it is given by the Laughlin wavefunction [36, 37] multiplied by the Pfaffian factor

$$\Psi_{pf} = \text{Pf} \left(\frac{1}{u_i v_j - v_i u_j} \right) \prod_{i < j}^{N_e} (u_i v_j - v_i u_j)^2,$$

where Pf is the Pfaffian of an antisymmetric matrix, and $u = \cos(\theta/2) \exp(i\varphi/2)$, $v = \sin(\theta/2) \exp(-i\varphi/2)$ are the spinor coordinates proposed by Haldane [33, 38]. The pseudopotentials, in principle, are given by a finite system on the sphere which is defined by the central magnetic monopole and the magnetic Dirac flux quanta. However, it could be approximated instead by the one on the infinite plane,

$$V_{n,m}^s = \int \frac{dq}{2\pi} q V_s(q) \left[L_n \left(\frac{q^2}{2} \right) \right]^2 L_m(q^2) e^{-q^2},$$

where n is the LL index, m is the momentum index, and we add the screening effect $\epsilon_s(q)$ into the system. The screened pseudopotential was also used (although a simplified version of it) in [10]. As in the torus geometry, the two-dimensional Coulomb interaction $V(\mathbf{q}) = \frac{2\pi e^2}{\epsilon q}$ must be screened by all the other LLs,

$$V_s(\mathbf{q}) = \frac{2\pi e^2}{\epsilon \epsilon_s(\mathbf{q}) q},$$

where ϵ is the dielectric constant and $\epsilon_s(\mathbf{q})$ is the static dielectric function [39, 40],

$$\epsilon_s(\mathbf{q}) = 1 - V(\mathbf{q}) \chi_{nn}^R(\mathbf{q}, \omega \rightarrow 0^+),$$

χ_{nn}^R is the retarded density-density response function. For simplicity, we consider only the non-interacting response function $\chi_{nn}^R \rightarrow \chi_{nn}^0$, then

$$\chi_{nn}^0(\mathbf{q}) = \frac{1}{2\pi\ell^2} \sum_{\sigma, n, n'} \frac{\min(n, n')!}{\max(n, n')!} \left(\frac{q^2 \ell^2}{2} \right)^{|n-n'|} \times e^{-q^2 \ell^2 / 2} \left[L_{\min(n, n')}^{|n-n'|} \left(\frac{q^2 \ell^2}{2} \right) \right]^2 \frac{\nu_{\sigma, n} - \nu_{\sigma, n'}}{E_n - E_{n'}},$$

where $\ell = \sqrt{\hbar/eB}$ is the magnetic length, σ is the spin index, E_n is the kinetic energy of the LL n , and $L(x)$ is the Laguerre function. The parameter $\nu_{\sigma, n}$ is the filling factor of the level with spin σ in the LL n . The dielectric function also preserves the rotational symmetry.

Strictly speaking, this screening is obtained on the plane. So the kinetic energy is obtained by the normal

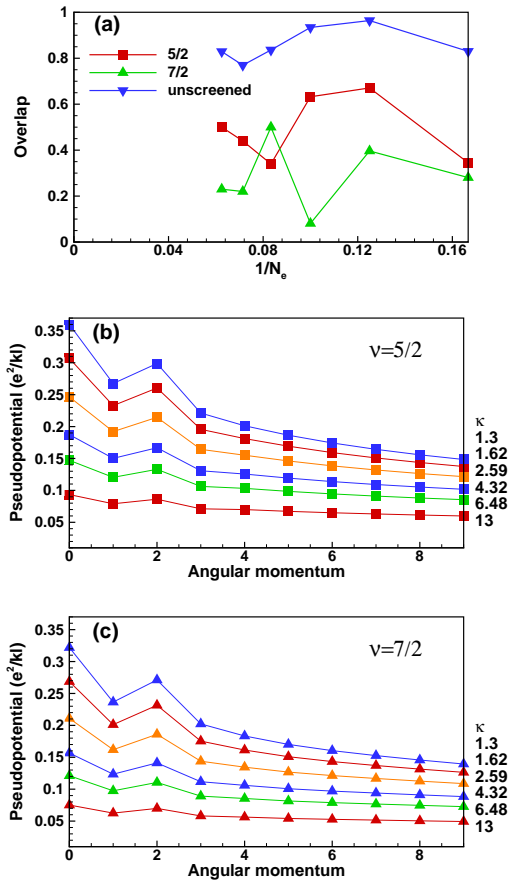


FIG. 1: (Color online) (a) The Pfaffian overlap at $\nu = 5/2$ and $7/2$ with screening. In comparison, the unscreened case is also shown. The pseudopotentials for (b) $\nu = 5/2$ and (c) $\nu = 7/2$ are indicated. The curves are obtained for different κ . Different screenings suppress the pseudopotentials.

LL quantization, and it is not the kinetic energy on the sphere. In our numerical calculations, we have used the planar dielectric function, which is certainly an approximation. The difficulty of the screening on a sphere is that the degeneracies of different LLs are not the same if we consider a constant flux, while the number of the Landau levels are very limited and different LLs locate on spheres with different radius if we consider a fixed degeneracy. This approximation would be more appropriate for a large sphere.

On a sphere the Pfaffian state occurs at a magnetic flux $N_{pf} = 2N_e - 3$, while the anti-Pfaffian state occurs at $N_{apf} = 2N_e + 1$. If we only consider the screened two-body Coulomb interaction, it is no different from the study of the system at magnetic flux N_{pf} or N_{apf} . The ground state of N_e electrons for N_{pf} is equivalent to that of $N_e - 2$ electrons for N_{apf} , in this case $N_{pf} = N_{apf}$. The Pfaffian overlap of N_e electrons is exactly the same as the anti-Pfaffian overlap of $N_e - 2$ electron state.

In our previous work, we have shown that the spin is polarized when the two LLs are very close or even

crossed. Hence, only one LL with polarized spin is considered here. We evaluated the collective modes and the ground states for even number of electrons ($N_e = 6$ to 16). Without screening the overlap of the Pfaffian state is slightly decreased when the number of electrons is increased. For the ZnO system, we choose the experimental data, $B = 3.75\text{T}$ at $\nu = \frac{5}{2}$ and $B = 2.7\text{T}$ at $\nu = \frac{7}{2}$.

The overlaps are shown in Fig. 1(a), and the pseudopotentials for different screening are shown in Figs. 1(b) and (c). For $\nu = \frac{5}{2}$, the overlap is slightly decreased in the cases of $N_e = 8, 10$, but is decreased by half when $N_e = 12$. In contrast, for $\nu = \frac{7}{2}$ the Pfaffian overlap dramatically increases at the $N_e = 12$ electrons state. But when the system size increases up to 16 electrons the overlap of $\frac{7}{2}$ decreases. From our numerical works the overlap seems very size-dependent (much more than for the unscreened case). Moreover, in all cases the overlaps of the Pfaffian trial wave function are not very high, but at most 0.65. This could be due to our choice of screened dielectric function which is obtained in a plane. It is also possible that the ground state itself is another Pfaffian-like wave function with PH symmetry [6, 32], especially in the large κ , the extreme LLM region. It happens for the flux $2S = 2N_e - 1$ on a sphere. It seems that the $\frac{7}{2}$ FQHE state would be closer to this newly proposed Pfaffian-like state since the screening (the strength of LLM) of $\nu = \frac{7}{2}$ is always stronger than that of $\nu = \frac{5}{2}$. Hence, the overlap of the PH symmetry breaking Pfaffian or anti-Pfaffian state is not high. On the other hand, our screened Coulomb interaction is still a two-body one, which does not break the PH symmetry in a single LL.

We now study how the pseudopotential influences the overlap. We artificially tune the pseudopotential V_1 to check the overlap of the topological state. In Fig. 2(a) for $N_e = 10$, when the V_1 is varied the $\frac{7}{2}$ state would have much higher overlap than that of $\frac{5}{2}$, and the high-overlap window is much wider than that of $\frac{5}{2}$. In Fig. 2(b), for $N_e = 12$, the overlap of $\frac{7}{2}$ state is generally higher than that of the $\frac{5}{2}$ state. For $N_e = 14$ electrons, the overlap of $\frac{7}{2}$ is higher than that of the $\frac{5}{2}$ when $V_1/V_1^{Coulomb} > 1.01$, although the overlap of $\frac{7}{2}$ is abnormally low around $V_1/V_1^{Coulomb} \leq 1$. It is interesting that the pseudopotential studies also provide indications that the topological incompressible states would be distinguished at different filling factors.

We further calculate the overlaps with different screening. Here we suppose the two filling factors are in the same magnetic field $B = 3.75\text{T}$ (but in different electron density). However, the results are also size-dependent, shown in Fig. 3. For $N_e = 12$, in the ZnO region the overlap of $\nu = 7/2$ is significantly higher than that of $\nu = 5/2$. For $\nu = 7/2$, the overlap decreases in general. But at $\nu = 5/2$ for small κ the overlap increases a little with screening, and falls rapidly in the region of $\kappa \in [2, 3]$. It is possible that there is a topological phase transition between $\kappa = 2$ and 3. It seems that the numerical results are compatible with the experiment in a doped GaAs sys-

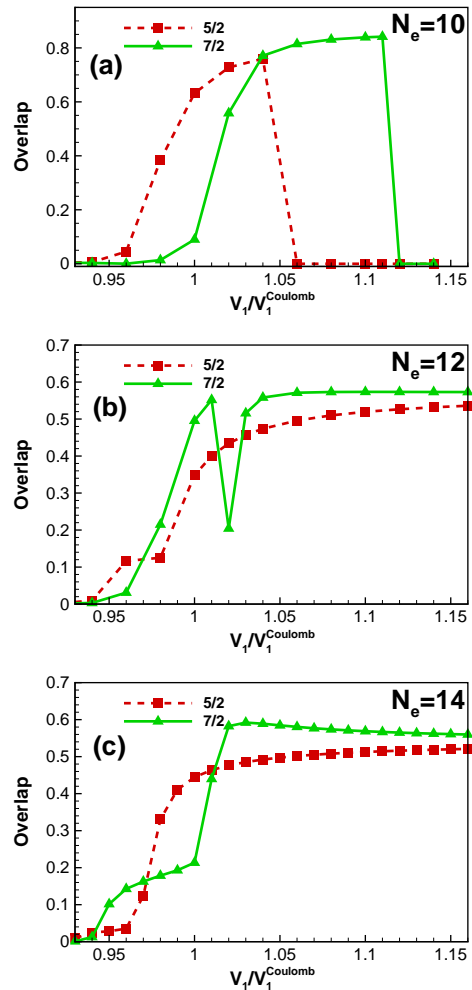


FIG. 2: (Color online) The overlap changes with the changes of pseudopotentials V_1 at (a) $N_e = 10$, (b) $N_e = 12$ and (c) $N_e = 14$.

tem [41], where the energy gap decreases dramatically at $\kappa = 2.6$, and decreases close to zero at about $\kappa = 2.9$. The decreased energy gap is the signal of instability of the system. What we have found in Fig. 3(a) shows that in the same region $\kappa \in [2, 3]$, the relation between the ground state and the topological incompressible Pfaffian state becomes gradually weaker. In Fig. 3(b), for $N_e = 16$ the overlaps increase significantly up to 0.94, when the screening is not strong ($\kappa = 1.08$). It decreases when the screening is strong. It is interesting that this time the $\frac{7}{2}$ overlap dramatically drops in the same region $\kappa \in [2, 3]$.

We explore the scenario in the torus geometry following previous works [21, 42, 43] to confirm the stability of the ground states with different screening strength, i.e. in different κ . It is interesting that when $\kappa > 2.6$, the ground state for $\nu = \frac{5}{2}$ becomes unstable due to the softening of the collective modes. It shows the compatible results in different geometry. However, we do not find any instability at $\nu = \frac{7}{2}$. But the energy gap of

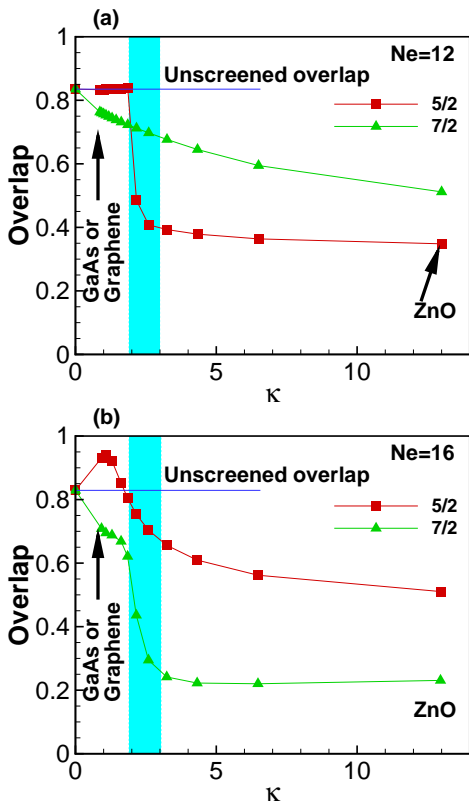


FIG. 3: (Color online) The screening strength is proportional to κ . (a) The overlaps for $N_e = 12$ at different filling factors are different. $\nu = 7/2$ overlap decreases monotonically, while it suggests a phase transition between $\kappa = 2$ and 3 (in the blue region) for $\nu = 5/2$. (b) For $N_e = 16$, the overlap of $\nu = 5/2$ increase up to 0.94 when the screening is weak. The rapid drop occurs at $\nu = 7/2$, also in the region $2 < \kappa < 3$.

the collective modes are small. It is also possible that the $\frac{7}{2}$ state turns into a PH Pfaffian-like state when the screening is increased, so that the ground state is still incompressible. When $\kappa \rightarrow \infty$, the LLs become a band, and no FQHE can survive.

All of these studies suggest that when the LL gap is large the ground state should be very close to the Pfaffian state. However, when the LLM becomes stronger, i.e. κ is increased, the Pfaffian ground state could evolve into another state (perhaps the PH symmetric Pfaffian state). In that case, a topological phase transition may occur. However, more experiments are necessary to identify this property. One such experiment could be the thermal Hall conductance which is related to the topological order of the bulk state [31, 32].

We consider a finite layer thickness effect and consequently suppose that the electron gas is trapped in an infinite square well. The wave function in the z -direction is $\psi(z) = \sqrt{2/L} \sin(n\pi z/L)$, where L is the width of the well. If the quantum well is very wide, then the subbands induced by the quantum well are important in the system. However it is beyond the scope of this

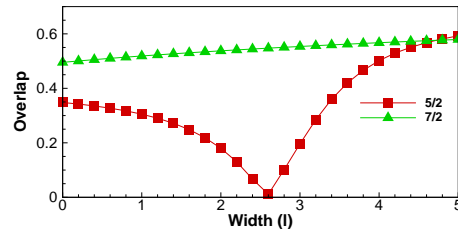


FIG. 4: (Color online) The overlap versus width of the quantum well in ZnO with screening for $N_e = 12$. The overlap is very different from the one without screening. It increases monotonically without screening, but the $5/2$ state has a minima at 2.6ℓ .

work. We assume that the well is not very wide such that only the $n = 1$ subband dominates the system since the LL gap is very small in ZnO. The Coulomb interaction should be modified by multiplying a thickness factor [35]

$$V_z(q) = \left(3qL + \frac{8\pi^2}{qL} - \frac{32\pi^4(1-e^{-qL})}{q^2L^2(4\pi^2+q^2L^2)} \right) / (4\pi^2 + q^2L^2).$$

The screened dielectric function also approximately becomes

$$\epsilon_s(q) = 1 - V_z(q) V(q) \chi_{nn}^0(q),$$

which still preserves the rotational symmetry.

The $\frac{7}{2}$ overlap monotonically increases in general, with an increase of the width of the quantum well. However, the $\frac{5}{2}$ state is also strongly system size dependent. In Fig. 4 we show how the overlaps change with the width of the quantum well for $N_e = 12$. The $\nu = \frac{5}{2}$ overlap decreases in the beginning, but then increases when the well becomes wider. It is not the same as the case without screening where the overlap increases monotonically [35].

To summarize, we have studied the Pfaffian overlap in a large region of the ratio κ of the Coulomb interaction to the LL gap. The screened Coulomb interaction which is obtained by the polarizability of all the other Landau levels in RPA provides a simple route to this small LL gap systems. It indeed offers very important information from other LLs, although it does not include all the correlations of the LLM. The screened Coulomb potential still gives us a clue to the nature of the even-denominator FQHE in a small LL gap system. The Pfaffian overlaps of $\frac{5}{2}$ and $\frac{7}{2}$ are generally size-dependent, which still reveals that the two states are very different. When the interaction ratio κ varies, an obvious drop of the overlap at $\nu = \frac{5}{2}$ FQHE state strongly suggests a topological phase transition in the region of $\kappa \in [2, 3]$ in a doped GaAs system for $N_e = 12$. The screened Coulomb interaction is still a two-body interaction which means that it can not distinguish between the Pfaffian and anti-Pfaffian states. However, there is no direct indication [44] of the phase transition between the two states in experiment. Further, the Pfaffian overlaps in ZnO where the LLM is extremely strong is not generally large, which indicates a newly proposed PH symmetric Pfaffian state [6, 32] may dominate the system in the strong LLM limit.

The work has been supported by the Canada Research Chairs Program of the Government of Canada. The authors would like to thank V. Apalkov for helpful discus-

sions. The computation time was provided by Calcul Québec and Compute Canada.

-
- [1] J.P. Eisenstein, in *Perspectives in Quantum Hall Effects*, edited by S. Das Sarma and A. Pinczuk (Wiley-Interscience, New York, 1996), p. 37.
- [2] R. Willett, J.P. Eisenstein, H.L. Störmer, D.C. Tsui, A.C. Gossard, and J.E. English, *Phys. Rev. Lett.* **59**, 1776 (1987).
- [3] G. Moore and N. Read, *Nucl. Phys. B* **360**, 362 (1991); N. Read, *Physica B* **298**, 121 (2001).
- [4] M. Greiter, X.-G. Wen, and F. Wilczek, *Phys. Rev. Lett.* **66**, 3205 (1991).
- [5] N. Read and D. Green, *Phys. Rev. B* **61**, 10267 (2000).
- [6] D.T. Son, *Phys. Rev. X* **6**, 031027 (2015).
- [7] R. L. Willett, *Rep. Prog. Phys.*, **76**(7), 076501 (2013).
- [8] V.M. Apalkov and T. Chakraborty, *Phys. Rev. Lett.* **105**, 036801 (2010).
- [9] V.M. Apalkov and T. Chakraborty, *Phys. Rev. Lett.* **107**, 186803 (2011).
- [10] Z. Papić and D.A. Abanin, *Phys. Rev. Lett.* **112**, 046602 (2014).
- [11] Dong-Keun Ki, Vladimir I. Fal'ko, Dmitry A. Abanin, and Alberto F. Morpurgo, *Nano Lett.*, **14**(4), pp 2135–2139 (2014).
- [12] D.S.L. Abergel, V. Apalkov, J. Berashevich, K. Ziegler, and T. Chakraborty, *Adv. Phys.* **59**, 261 (2010).
- [13] V.M. Apalkov and T. Chakraborty, *Phys. Rev. Lett.* **97**, 126801 (2006).
- [14] X. Du, I. Skachko, F. Duerr, A. Luican and E.Y. Andrei, *Nature* **462**, 192 (2009); K.I. Bolotin, F. Ghahari, M.D. Shulman, H.L. Stormer and P. Kim, *Nature* **462**, 196 (2009).
- [15] P. Maher, L. Wang, Y. Gao, C. Forsythe, T. Taniguchi, K. Watanabe, D. Abanin, Z. Papić, P. Cadden-Zimansky, J. Hone, P. Kim and C.R. Dean, *Science* **345**, 61 (2014).
- [16] J. Berashevich and T. Chakraborty, *Nanotechnology* **21**, 355201 (2010).
- [17] H. Aoki and M.S. Dresselhaus (Eds.), *Physics of Graphene* (Springer, New York 2014).
- [18] A. Tsukazaki, A. Ohtomo, T. Kita, Y. Ohno, H. Ohno, and M. Kawasaki, *Science* **315**, 1388 (2007).
- [19] A. Tsukazaki, S. Akasaka, K. Nakahara, Y. Ohno, H. Ohno, D. Maryenko, A. Ohtomo and M. Kawasaki, *Nature Materials* **9**, 889 (2010).
- [20] J. Falson, D. Maryenko, B. Friess, D. Zhang, Y. Kozuka, A. Tsukazaki, J.H. Smet and M. Kawasaki, *Nature Physics* **11**, 347 (2015).
- [21] W. Luo and T. Chakraborty, *Phys. Rev. B* **93**, 161103(R) (2016).
- [22] T. Chakraborty and P. Pietiläinen, *Phys. Rev. B* **39**, 7971 (1989); V. Halonen, P. Pietiläinen, and T. Chakraborty, *ibid.* **41**, 10202 (1990).
- [23] W. Luo and T. Chakraborty, *Phys. Rev. B* **94**, 161101(R) (2016).
- [24] T. Chakraborty, A. Manaselyan, and M. Barseghyan, *J. Phys.: Condens. Matter* **29**, 075605 (2016).
- [25] E.H. Rezayi and F.D.M. Haldane, *Phys. Rev. B* **42**, 4532 (1990); W. Bishara and C. Nayak, *Phys. Rev. B* **80**, 121302(R) (2009); E.H. Rezayi and S.H. Simon, *Phys. Rev. Lett.* **106**, 116801 (2011); M.R. Peterson and C. Nayak, *Phys. Rev. B* **87**, 245129 (2013); I. Sodemann and A.H. MacDonald, *Phys. Rev. B* **87**, 245425 (2013); R.E. Wooten, J.H. Macek, and J.J. Quinn, *Phys. Rev. B* **88**, 155421 (2013); M.R. Peterson and C. Nayak, *Phys. Rev. Lett.* **113**, 086401 (2014).
- [26] B. I. Halperin, *Helv. Phys. Acta* **56**, 75 (1983).
- [27] F.D.M. Haldane and E.H. Rezayi, *Phys. Rev. Lett.* **60**, 956, (1988).
- [28] N. Read and E. Rezayi, *Phys. Rev. B* **59**, 8084 (1999).
- [29] R.H. Morf, *Phys. Rev. Lett.* **80**, 1505, (1998); A. E. Feiguin, E. Rezayi, Kun Yang, C. Nayak, S. Das Sarma, *Phys. Rev. B* **79**, 115322 (2009).
- [30] L. Tiemann, G. Gamez, N. Kumada1, K. Muraki, *Science* **335** (6070), pp. 828-831 (2012).
- [31] M. Levin, B.I. Halperin, and B. Rosenow, *Phys. Rev. Lett.* **99**, 236806, (2007); S. Lee, S. Ryu, C. Nayak, and M. P.A. Fisher, *Phys. Rev. Lett.* **99**, 236807, (2007).
- [32] P.T. Zucker and D.E. Feldman, *Phys. Rev. Lett.* **117**, 096802 (2016).
- [33] F. D. M. Haldane, *Phys. Rev. Lett.* **51**, 605 (1983).
- [34] F. D. M. Haldane and E. H. Rezayi, *Phys. Rev. Lett.* **54**, 237 (1985).
- [35] M. R. Peterson, Th. Jolicœur, and S. Das Sarma, *Phys. Rev. Lett.* **101**, 016807 (2008).
- [36] R. B. Laughlin, *Phys. Rev. Lett.* **50**, 1395 (1983).
- [37] T. Chakraborty and P. Pietiläinen, *The Quantum Hall Effects* (Springer, New York, 1995); *The Fractional Quantum Hall Effect* (Springer, New York, 1988).
- [38] M. Greiter, *Phys. Rev. B* **83**, 115129 (2011).
- [39] K. Shizuya, *Phys. Rev. B* **75**, 245417 (2007); R. Roldan, M.O. Goerbig, and J.-N. Fuchs, *Semicond. Sci. Technol.* **25**, 034005 (2010).
- [40] W. Luo and R. Côté, *Phys. Rev. B* **88**, 115417 (2013).
- [41] N. Samkharadze, L.N. Pfeiffer, K.W. West, and G.A. Csáthy, arXiv:1302.1444v1 (2013).
- [42] F.D.M. Haldane, *Phys. Rev. Lett.* **55**, 2095 (1985).
- [43] T. Chakraborty and P. Pietiläinen, *Phys. Rev. B* **38**, 10097(R) (1988).
- [44] J. Nuebler, V. Umansky, R. Morf, M. Heiblum, K. von Klitzing, and J. Smet, *Phys. Rev. B* **81**, 035316 (2010); W. Pan, N. Masuhara, N.S. Sullivan, K.W. Baldwin, K.W. West, L.N. Pfeiffer, and D.C. Tsui, *Phys. Rev. Lett.* **106**, 206806 (2011); Y. Liu, D. Kamburov, M. Shayegan, L.N. Pfeiffer, K.W. West, and K.W. Baldwin, *Phys. Rev. Lett.* **107**, 176805 (2011); N. Samkharadze, J.D. Watson, G. Gardner, M.J. Manfra, L.N. Pfeiffer, K.W. West, *Phys. Rev. B* **84**, 121305 (2011).