

On a pricing problem for a multi-asset option with general transaction costs

P. Amster^{1,2} and A.P. Mogni¹

¹ Departamento de Matemática,
Facultad de Ciencias Exactas y Naturales
Universidad de Buenos Aires and

² IMAS - CONICET
Ciudad Universitaria, Pabellón I, 1428 Buenos Aires, Argentina
E-mails: pamster@dm.uba.ar — amogni@dm.uba.ar

Abstract

We consider a Black-Scholes type equation arising on a pricing model for a multi-asset option with general transaction costs. The pioneering work of Leland is thus extended in two different ways: on the one hand, the problem is multi-dimensional since it involves different underlying assets; on the other hand, the transaction costs are not assumed to be constant (i.e. a fixed proportion of the traded quantity). In this work, we generalize Leland's condition and prove the existence of a viscosity solution for the corresponding fully nonlinear initial value problem using Perron method. Moreover, we develop a numerical ADI scheme to find an approximated solution. We apply this method on a specific multi-asset derivative and we obtain the option price under different pricing scenarios.

Keywords: Nonlinear parabolic differential equations, Option pricing models, Leland model, Transaction costs, Perron method, ADI splitting scheme

2010 MSC: 35K20, 35K55, 91G20, 91G60

1 Introduction

The Black-Scholes model [3] relies on different assumptions such as constant values of volatility and interest rates, the non-existence of dividend yields, the efficiency of the markets and the non-existence of transaction costs, among others. Following Leland's approach [15], transaction costs can be included in the pricing methodology by applying a discrete-time replicating strategy. A nonlinear partial differential equation is obtained for the option price, which is denoted by $V(S, t)$; namely,

$$\frac{\partial V}{\partial t} + \frac{1}{2} \hat{\sigma} \left(S \frac{\partial^2 V}{\partial S^2} \right)^2 S^2 \frac{\partial^2 V}{\partial S^2} + rS \frac{\partial V}{\partial S} - rV = 0, \quad (1.1)$$

where $\hat{\sigma}$ is defined based upon the transaction costs function. For example, if transaction costs are defined by a constant rate C_0 , then $\hat{\sigma}$ is given by

$$\hat{\sigma} \left(S \frac{\partial^2 V}{\partial S^2} \right)^2 = \sigma^2 \left(1 - \text{Le} \, \text{sgn} \left(S \frac{\partial^2 V}{\partial S^2} \right) \right) = \begin{cases} \sigma^2 (1 - \text{Le}) & \text{if } \frac{\partial^2 V}{\partial S^2} > 0 \\ \sigma^2 (1 + \text{Le}) & \text{if } \frac{\partial^2 V}{\partial S^2} < 0 \end{cases}$$

where $\text{Le} = \sqrt{\frac{2}{\pi}} \frac{C_0}{\sigma \sqrt{\Delta t}}$ is the Leland number.

The original approach was extended by different authors. A discrete approximation is studied in [4] by developing a binomial option pricing model with constant transaction costs. The generalization of Leland's methodology for a portfolio of options is presented in [9] and the existence of solution is studied in [10]. In [7], a method of upper and lower solutions is used to study the original stationary problem. Also, an analysis of the original hedging strategy is found in [6] and a modification of the strategy is considered in [16] to guarantee that the approximation error vanishes in the limit.

Different choices of transaction costs functions lead to variations on the nonlinear term of the partial differential equation. In [1], the authors propose a non-increasing linear function and find solutions for the stationary problem. In [19], the concept of transaction costs function is generalized and the so-called *mean value modification*

of the transaction costs function is developed. This transformation allows the authors to formulate a general one-dimensional Black-Scholes equation by solving the equivalent quasilinear Gamma equation. Moreover, viscosity solutions have been studied in the nonlinear problems that arises from including transaction costs in the option pricing framework. The seminal work of [5] finds the option price by comparing the maximum utilities available to the writer leading to solve two stochastic optimal control problems. Unique viscosity solutions are found as the value functions of these problems. Moreover, the work of [2] uses a utility function with an asymptotic analysis of partial differential equations to quantify the dependence on preferences in European call option problem.

The main distinctive aspect in the above-cited works is that they all consider only one asset within the partial differential equation. In [20] and [21], the author generalizes the Leland approach in order to cover different types of multi-asset options, developing the nonlinear partial differential equation and solving numerically a list of examples.

In this work, we prove the existence of a viscosity solution for the problem of pricing a multi-asset option with a general transaction costs function. We derive the following nonlinear problem

$$\begin{aligned} -V_\tau + \mathcal{L}V &= G(V) & \text{in } \Omega \times [0, T] \\ V(x_1, \dots, x_N, 0) &= V_0(x_1, \dots, x_N) & \text{in } \Omega \end{aligned} \quad (1.2)$$

where $\Omega = \mathbb{R}^N$, V is the option price, \mathcal{L} is an elliptic operator, G is a nonlinear term and V_0 is the initial condition. This problem can be rewritten in terms of a nonlinear elliptic operator F as

$$\begin{aligned} -V_\tau + FV &= 0 & \text{in } \Omega \times [0, T] \\ V(x_1, \dots, x_N, 0) &= V_0(x_1, \dots, x_N) & \text{in } \Omega \end{aligned} \quad (1.3)$$

This presentation helps us to introduce the Perron method to find a viscosity solution. Indeed, in our work we show that a generalization of Leland's condition is required such that the nonlinear operator F becomes degenerate elliptic and a solution can be found. By defining properly the sub and supersolutions of problem (1.3) and recalling a comparison principle, we use Perron method to derive the existence of solution.

In the second part of the work, we develop a numerical approach in order to find a solution using an iterative method. For this purpose, the Alternating Difference Implicit (ADI) scheme is selected within the family of splitting operators. Different works [12, 13, 18, 17] study the applicability of this approach to deal with the mixed derivatives terms of the discretization. On multidimensional problems, the ADI method allows to solve efficiently the PDE problem by applying a tridiagonal matrix algorithm in comparison to the classical Crank-Nicholson scheme. In this section we provide results regarding the convergence of the numerical scheme, the sensitivity of the final output to the choice of timing parameters and the impact of the transaction costs in the option price.

The structure of the paper is as follows. In Section 2 we derive the nonlinear PDE that explains the dynamics of the option price for a multi-asset derivative considering a general transaction costs function. In Section 3 we apply all the necessary steps to prove the existence of a viscosity solution using Perron method. Finally, in Section 4 we develop the ADI framework in order to find a strong solution and price a specific multi-asset derivative.

2 PDE derivation for multiple assets and general transaction costs function

Let Π be the portfolio that contains δ_i of asset S_i and an option V over those assets at time t . This portfolio can be represented by

$$\Pi = V + \sum_{i=1}^N \delta_i S_i. \quad (2.1)$$

If we define Δ as the one-step variation of a process (i.e $\Delta y_t = y_t - y_{t-1}$), by applying the Itô's formula over V , we get

$$\Delta V = \frac{\partial V}{\partial t} \Delta t + \sum_{i=1}^N \frac{\partial V}{\partial S_i} \Delta S_i + \frac{1}{2} \sum_{i=1}^N \sum_{j=1}^N \sigma_i \sigma_j \rho_{ij} S_i S_j \frac{\partial^2 V}{\partial S_i \partial S_j} \Delta t. \quad (2.2)$$

Transaction costs appear when calculating $\Delta\Pi$, which expresses the variation of the portfolio at each time t . Specifically, the variation of the portfolio is represented by

$$\Delta\Pi = \Delta \left(V + \sum_{i=1}^N \delta_i S_i \right) + \sum_{i=1}^N \Delta TC_i, \quad (2.3)$$

where ΔTC_i is the amount of transaction costs when buying or selling δ_i assets of S_i . By taking $\delta_i = -V_{S_i}$, we obtain

$$\Delta\Pi = \Delta V - \sum_{i=1}^N \frac{\partial V}{\partial S_i} \Delta S_i - \sum_{i=1}^N \Delta TC_i. \quad (2.4)$$

Following the approach in [19], it is seen that

$$\Delta TC_i = S_i C(|\Delta\delta_i|) |\Delta\delta_i|, \quad (2.5)$$

where C is the transaction costs function. By defining r_{TC}^i to be the expected value of the change of the transaction costs per unit time interval Δt and price S_i , we see that

$$r_{TC}^i = \frac{E[\Delta TC_i]}{S_i \Delta t} = \frac{E[C(|\Delta\delta_i|) |\Delta\delta_i|]}{\Delta t}.$$

Thus, we approximate the transaction costs by the expected value of the transaction costs function applied to the amount of assets bought or sold and multiplied by these amount again. This value is then multiplied by the price of asset S_i in order to get a transaction cost in money terms.

Applying (2.5) in (2.4) and using ΔV , we obtain

$$\Delta\Pi = \left(\frac{\partial V}{\partial t} + \frac{1}{2} \sum_{i=1}^N \sum_{j=1}^N \sigma_i \sigma_j \rho_{ij} S_i S_j \frac{\partial^2 V}{\partial S_i \partial S_j} \right) \Delta t - \sum_{i=1}^N S_i r_{TC}^i \Delta t. \quad (2.6)$$

From the assumption $\Delta\Pi = r\Pi\Delta t$ and (2.6), we obtain

$$rV + \sum_{i=1}^N r_{TC}^i S_i = \frac{\partial V}{\partial t} + \frac{1}{2} \sum_{i=1}^N \sum_{j=1}^N \sigma_i \sigma_j \rho_{ij} S_i S_j \frac{\partial^2 V}{\partial S_i \partial S_j} + r \sum_{i=1}^N \frac{\partial V}{\partial S_i} S_i \quad (2.7)$$

where $r_{TC}^i S_i = \frac{E[\Delta TC_i]}{\Delta t} = \frac{E[C(|\Delta\delta_i|) |\Delta\delta_i| S_i]}{\Delta t}$.

Equation (2.7) is the nonlinear PDE that represents the behaviour of the option price for a multi-asset option when defining a general transaction costs function. In order to get the complete expression of the PDE, we have to calculate δ_i . From previous steps we know that

$$\Delta\delta_i = -\Delta \frac{\partial V}{\partial S_i} \sim \sum_{j=1}^N \frac{\partial^2 V}{\partial S_i \partial S_j} \Delta S_j$$

taking only the terms with order $\Delta t^{1/2}$. Noting that

$$\Delta S_j \sim \sigma_j S_j \phi_j \sqrt{\Delta t},$$

with ϕ_j being a standard normal variable, we find that

$$|\Delta\delta_i| = \left| \sum_{j=1}^N \frac{\partial^2 V}{\partial S_i \partial S_j} \Delta S_j \right| = \left| \sum_{j=1}^N \frac{\partial^2 V}{\partial S_i \partial S_j} \sqrt{\Delta t} \sigma_j S_j \phi_j \right| = \sqrt{\Delta t} \left| \sum_{j=1}^N \frac{\partial^2 V}{\partial S_i \partial S_j} \sigma_j S_j \phi_j \right|.$$

Setting $\Phi_i = \sum_{j=1}^N \frac{\partial^2 V}{\partial S_i \partial S_j} \sigma_j S_j \phi_j$, we obtain that $\Phi_i \sim N(0, \Theta_i)$ with

$$\Theta_i = \sum_{j=1}^N \sum_{k=1}^N \frac{\partial^2 V}{\partial S_i \partial S_j} \frac{\partial^2 V}{\partial S_i \partial S_k} \sigma_j \sigma_k \rho_{jk} S_j S_k. \quad (2.8)$$

where ρ_{jk} is the correlation parameter between ϕ_j and ϕ_k . Therefore,

$$r_{TC}^i S_i = \frac{E[\Delta TC]}{\Delta t} = \frac{E[C(|\Delta\delta_i|)|\Delta\delta_i|S_i]}{\Delta t} = \frac{\sqrt{\Delta t} E\left[C\left(\sqrt{\Delta t}|\Phi_i|\right)|\Phi_i|S_i\right]}{\Delta t} = \frac{S_i}{\sqrt{\Delta t}} E\left[C\left(\sqrt{\Delta t}|\Phi_i|\right)|\Phi_i|\right]. \quad (2.9)$$

Using (2.9) in (2.7), we find the following nonlinear PDE which models the dynamic of a multi-asset option.

$$rV + \sum_{i=1}^N \frac{S_i}{\sqrt{\Delta t}} E\left[C\left(\sqrt{\Delta t}|\Phi_i|\right)|\Phi_i|\right] = \frac{\partial V}{\partial t} + \frac{1}{2} \sum_{i=1}^N \sum_{j=1}^N \sigma_i \sigma_j \rho_{ij} S_i S_j \frac{\partial^2 V}{\partial S_i \partial S_j} + r \sum_{i=1}^N \frac{\partial V}{\partial S_i} S_i. \quad (2.10)$$

3 Existence of solution for the resulting PDE

3.1 Defining the nonlinear problem

Let C be a measurable bounded transaction costs function such that $C : \mathbb{R}_0^+ \rightarrow \mathbb{R}_0^+$, $C \in L^2(\mathbb{R}_0^+)$ and let $\bar{C}, \underline{C} > 0$ be such that $\underline{C} < C(x) < \bar{C}$ for every $x \in \mathbb{R}_0^+$. Moreover, we denote $\Omega = \mathbb{R}^N$, $\Omega^+ = \mathbb{R}_+^N$, $\Omega_T = [0, T] \times \mathbb{R}^N$ and $\Omega_T^+ = [0, T] \times \mathbb{R}_+^N$. Let us define G to be the nonlinear operator

$$G(S, D^2V) = \sum_{i=1}^N \frac{S_i}{\sqrt{\Delta t}} E\left[C\left(\sqrt{\Delta t}|\Phi_i|\right)|\Phi_i|\right] \quad (3.1)$$

$$= \sum_{i=1}^N \frac{S_i}{\sqrt{\Delta t}} \sqrt{\frac{2}{\pi}} 2\sqrt{\Theta_i} \int_0^{+\infty} C\left(\sqrt{\Delta t} 2\sqrt{\Theta_i} y\right) y e^{-y^2} dy \quad (3.2)$$

where Θ_i is given by

$$\Theta_i = \sum_{j=1}^N \sum_{k=1}^N \frac{\partial^2 V}{\partial S_i \partial S_j} \frac{\partial^2 V}{\partial S_i \partial S_k} \sigma_j \sigma_k \rho_{jk} S_j S_k. \quad (3.3)$$

where ρ_{jk} is the correlation parameter between ϕ_j and ϕ_k , both standard normal variables. Moreover, let us denote L to be the following parabolic operator

$$L(\tau, S, V) = -rV - \frac{\partial V}{\partial \tau} + \frac{1}{2} \sum_{i=1}^N \sum_{j=1}^N \sigma_i \sigma_j \rho_{ij} S_i S_j \frac{\partial^2 V}{\partial S_i \partial S_j} + r \sum_{i=1}^N \frac{\partial V}{\partial S_i} S_i. \quad (3.4)$$

Then, we define the nonlinear PDE for the problem of pricing a multi-asset option with general transaction costs as of

$$\begin{aligned} \mathcal{L}(\tau, S_1, \dots, S_N, V) &= G(S_1, \dots, S_N, D^2V) \quad \text{in } \Omega^+ \times [0, T] \\ V(0, S_1, \dots, S_N) &= V_0(S_1, \dots, S_N) \quad \text{in } \Omega^+ \end{aligned} \quad (3.5)$$

Our objective is to find a viscosity solution of problem (3.5). For this purpose, we will rewrite problem (3.5) to match with the notation of [11]. Hence, we redefine our nonlinear parabolic equation as

$$\frac{\partial V}{\partial \tau} + F(\tau, S, V, DV, D^2V) = 0 \quad (3.6)$$

where

$$F(\tau, S, V, DV, D^2V) = -\frac{1}{2} \sum_{i=1}^N \sum_{j=1}^N \sigma_i \sigma_j \rho_{ij} S_i S_j \frac{\partial^2 V}{\partial S_i \partial S_j} - r \sum_{i=1}^N \frac{\partial V}{\partial S_i} S_i + rV + G(S, D^2V). \quad (3.7)$$

Remark 3.1. Equation (3.6) can be rewritten following a matricial form. If we denote the matrix A as

$$(A)_{ij} = \sigma_i \sigma_j \rho_{ij} S_i S_j \quad (3.8)$$

then the function F can be set as

$$F(\tau, S, V, DV, D^2V) = -\frac{1}{2} \operatorname{tr}(A D^2V) - rDV \cdot S + rV + G(S, D^2V) \quad (3.9)$$

For the nonlinear term that correspond to the function G we first note that the value of Θ_i is equivalent to the i -th term of the diagonal of the product $D^2V A D^2V$, i.e.

$$\Theta_i = (D^2V A D^2V)_{ii} \quad (3.10)$$

Then, the function G noted in a matricial form as of

$$G(S, D^2V) = \sum_{i=1}^N \frac{S_i}{\sqrt{\Delta t}} \sqrt{\frac{2}{\pi}} 2 \sqrt{(D^2V A D^2V)_{ii}} \int_0^{+\infty} C\left(\sqrt{\Delta t} 2 \sqrt{(D^2V A D^2V)_{ii}} y\right) y e^{-y^2} dy \quad (3.11)$$

3.2 Degenerate Ellipticity and Leland's condition

3.2.1 Deriving the conditions

We are going to prove the existence of a viscosity solution of problem (3.6) using Perron method. The main idea of the method is to construct a subsolution u^- and a supersolution u^+ of the nonlinear parabolic equation such that $u^- \leq u^+$. Moreover, it is possible to construct a subsolution u lying between u^- and u^+ and see that the lower semi-continuous envelope of the subsolution u is a supersolution. Before applying Perron method, we need to set different conditions on the nonlinear operator F . Let us start by presenting the definition of degenerate ellipticity. For this purpose, we will denote \mathbb{S}_N as the space of N -dimensional square symmetric matrices.

Definition 3.1. A nonlinear function $F : [0, T] \times \Omega^+ \times \mathbb{R} \times \mathbb{R}^N \times \mathbb{S}_N \rightarrow \mathbb{R}$ is degenerate elliptic if

$$X \leq Y \implies F(t, x, p, s, X) \geq F(t, x, p, s, Y). \quad (3.12)$$

Given the definition of degenerate ellipticity we have to set the correspondent conditions such that the nonlinear function F follows Condition (3.12). Let us start by denoting the differential of function F with respect to the second derivative component Y as

$$D_Y F(t, x, p, s, B) = \left. \frac{\partial F(t, x, p, s, Y)}{\partial Y} \right|_{Y=B} \quad (3.13)$$

By Definition 3.1, given a positive definite matrix U , we want to see that

$$D_Y F(t, x, p, s, Y)(U) \leq 0$$

If this condition is fulfilled, we can use the mean value theorem to prove that operator F is degenerate elliptic so

$$F(t, x, p, s, Y) - F(t, x, p, s, X) = D_Y F(t, x, p, s, B) \cdot (Y - X) = 0 \quad (3.14)$$

where $B \in (X, Y)$ and $Y - X$ is a positive definite matrix.

Let us recall the Leland condition which is present in the unidimensional problem with a constant transaction costs function. The aim of this condition is in fact to define a degenerate elliptic operator such that the matrix of coefficients that correspond to the second derivatives is definite positive. In our work, the generalized Leland condition will act as the same and will be deduced from the following two Lemmas.

The first Lemma shows that, if the differential matrix $D_Y F$ is symmetric, evaluating the differential on any definite positive matrix is equivalent to calculating the trace of the product between the differential matrix and the correspondent definite positive matrix.

Lemma 3.2. *Let U be a positive definite matrix and D the differential matrix with respect to component Y . Then, $\operatorname{Tr}(DU) = D(U)$*

Proof. Let us see that the result follows by using the definition of the Frobenius inner product. From the definition of the the trace of the product between D and the positive definite matrix U and the symmetry of matrix D we have that

$$\begin{aligned}\mathrm{Tr}(DU) &= \sum_{i=1}^N \sum_{j=1}^N D_{ij}U_{ji} \\ &= \sum_{j=1}^N \sum_{i=1}^N D_{ji}U_{ji}\end{aligned}$$

Now, we can arrange terms so that

$$\mathrm{Tr}(DU) = D \cdot U = D(U)$$

□

The second Lemma states that we can characterize the sign of the eigenvalues of the differential matrix $D_Y F$ in terms of the sign of the trace of the product between $D_Y F$ and a definite positive matrix U .

Lemma 3.3. *Let U be a positive definite matrix. Then $D_Y F$ is negative definite if and only if $\mathrm{Tr}(D_Y F U) \leq 0$ for all $U \geq 0$.*

Proof. Let us start observing that as $D_Y F$ is a symmetric matrix, there exists a diagonal matrix \tilde{D} and a change of basis matrix C such that $D = C^{-1}\tilde{D}C$. Then, we have that

$$\mathrm{Tr}(D_Y F U) = \mathrm{Tr}(C^{-1}\tilde{D}C U) = \mathrm{Tr}(C^{-1}\tilde{D}C U C^{-1}C). \quad (3.15)$$

If we denote $W = C U C^{-1}$, the previous equation can be rewritten as

$$\mathrm{Tr}(D_Y F U) = \mathrm{Tr}(C^{-1}\tilde{D}W C) = \mathrm{Tr}(\tilde{D}W), \quad (3.16)$$

where W is a positive definite matrix. Using the last equality we can prove our statement. If $\mathrm{Tr}(D_Y F U) \leq 0$ for all $U \geq 0$, let us choose a sparse matrix U such that column j corresponds to the standard vector e_j . Then, $W = U$ and $\tilde{D}W = \lambda_j$. Using the fact that $\mathrm{Tr}(D_Y F U) \leq 0$, we deduce that each $\lambda_j < 0$.

Let us now suppose that $D_Y F$ is negative definite. Then,

$$\mathrm{Tr}(\tilde{D}W) = \sum_{i=1}^N \tilde{D}_{ii}W_{ii} < 0 \quad (3.17)$$

as each \tilde{D}_{ii} are negative and each W_{ii} are positive.

□

Both Lemmas 3.2 and 3.3 can be resumed in the following line: If the differential matrix $D_Y F$ is symmetric, for all matrix $U \geq 0$ the following equivalences are valid

$$D_Y F \leq 0 \iff \mathrm{Tr}(D_Y F U) \leq 0 \iff D_Y F(U) \leq 0$$

Recalling (3.14), the matrix $Y - X$ is definite positive so by discarding the dependencies, the inequality becomes

$$F_Y - F_X = D_Y F(Y - X). \quad (3.18)$$

Hence, the nonlinear operator F is degenerate elliptic if the differential matrix $D_Y F$ is symmetric definite negative. In the following section we will see that the condition of being symmetric definite negative is the generalization of the Leland condition defined for the unidimensional problem with constant transaction costs.

3.2.2 Differential Matrix calculation

In this section we perform the calculations of the differential matrix with respect to the second derivatives of the nonlinear term F . Let us recall Equation (3.9) such that

$$F(t, x, p, s, B) = -\frac{1}{2} \operatorname{tr}(AB) - rs \cdot S + rp + G(S, B) \quad (3.19)$$

Then, by applying standard calculations and discarding function dependencies, we have that

$$D_Y F(t, x, p, s, B) = -\frac{\partial}{\partial B} \operatorname{tr}\left(\frac{1}{2}AB\right) + \frac{\partial}{\partial B} G(S, B) \quad (3.20)$$

The first derivative follows recalling the linearity of the trace function and the symmetry of matrix A . Then,

$$\frac{\partial}{\partial B} \operatorname{tr}\left(\frac{1}{2}AB\right) = \frac{1}{2}A \quad (3.21)$$

The second derivative involves applying the product rule on the transaction costs term. Then,

$$\begin{aligned} \frac{\partial}{\partial B} G(S, B) &= \frac{\partial}{\partial B} \left[\sum_{i=1}^N \frac{S_i}{\sqrt{\Delta t}} \sqrt{\frac{2}{\pi}} 2 \sqrt{\sum_{j=1}^N \sum_{k=1}^N B_{ij} A_{jk} B_{ki}} \int_0^{+\infty} C \left(\sqrt{2 \Delta t \sum_{j=1}^N \sum_{k=1}^N B_{ij} A_{jk} B_{ki} y} \right) y e^{-y^2} dy \right] \\ &= \sum_{i=1}^N \frac{S_i}{\sqrt{\Delta t}} \sqrt{\frac{2}{\pi}} 2 \left[\frac{\partial}{\partial B} \sqrt{\sum_{j=1}^N \sum_{k=1}^N B_{ij} A_{jk} B_{ki}} \int_0^{+\infty} C \left(\sqrt{2 \Delta t \sum_{j=1}^N \sum_{k=1}^N B_{ij} A_{jk} B_{ki} y} \right) y e^{-y^2} dy \right. \\ &\quad \left. + \sqrt{\sum_{j=1}^N \sum_{k=1}^N B_{ij} A_{jk} B_{ki}} \int_0^{+\infty} \frac{\partial}{\partial B} C \left(\sqrt{2 \Delta t \sum_{j=1}^N \sum_{k=1}^N B_{ij} A_{jk} B_{ki} y} \right) y e^{-y^2} dy \right] \end{aligned} \quad (3.22)$$

The above calculation can be solved by analysing two derivatives. The first one correspond to the Θ_i function defined in (3.3). The calculation of the derivative of this term is done in A and is given by

$$\frac{\partial}{\partial B} \sqrt{\Theta_i} = \frac{1}{2} \Theta_i^{-1/2} [AB + BA]. \quad (3.23)$$

The second derivative corresponds to the derivative of the transaction costs function C with respect to matrix B . Again, the complete calculation is presented in A. Then, the derivative with respect to matrix B is equal to

$$\frac{\partial}{\partial B} C \left(\sqrt{2 \Delta t (BAB)_{ii} y} \right) = C' (H_i(y)) y [AB + BA] \sqrt{\frac{\Delta t}{2}} \Theta_i^{-1/2} \quad (3.24)$$

Now, we can write Equation (3.20) as

$$\begin{aligned} D_Y F(t, x, p, s, B) &= -\frac{1}{2}A + 2 \sum_{i=1}^N \frac{S_i}{\sqrt{\Delta t}} \sqrt{\frac{2}{\pi}} \left[\frac{1}{2} \Theta_i^{-1/2} [AB + BA] \int_0^{+\infty} C \left(\sqrt{2 \Delta t (BAB)_{ii} y} \right) y e^{-y^2} dy \right. \\ &\quad \left. + [BA + AB] \sqrt{\frac{\Delta t}{2}} \int_0^{+\infty} C' \left(\sqrt{2 \Delta t (BAB)_{ii} y} \right) y^2 e^{-y^2} dy \right] \\ D_Y F(t, x, p, s, B) &= -\frac{1}{2}A + [BA + AB] \frac{2}{\sqrt{\Delta t}} \sqrt{\frac{2}{\pi}} \sum_{i=1}^N S_i \left[\frac{1}{2} \Theta_i^{-1/2} \int_0^{+\infty} C \left(\sqrt{2 \Delta t (BAB)_{ii} y} \right) y e^{-y^2} dy \right. \\ &\quad \left. + \sqrt{\frac{\Delta t}{2}} \int_0^{+\infty} C' \left(\sqrt{2 \Delta t (BAB)_{ii} y} \right) y^2 e^{-y^2} dy \right]. \end{aligned} \quad (3.25)$$

Equation (3.25) defines the final state of the differential matrix of the nonlinear parabolic operator F with respect to the component of the second derivatives. The generalized Leland's condition found in Lemmas 3.2 and 3.3 requires that the differential matrix $D_Y F$ is definite negative. In fact, we can check that this condition reduces to the original Leland's condition when fixing $N = 1$ and the function of transaction costs C as constant.

Remark 3.4. Let us show that effectively our condition reduces to Leland's condition in the unidimensional case with constant transaction costs. For this purpose, we assign A , Θ and C as in the unidimensional case. Then,

$$A = S^2\sigma^2, \quad \Theta = \frac{\partial^2 V}{\partial S^2}\sigma^2 S^2, \quad C\left(\sqrt{2\Delta t(D^2VAD^2V)}y\right) = \frac{\tilde{C}}{2} \quad (3.26)$$

If we apply this definitions on Equation (3.25), we get that

$$\begin{aligned} D_Y F\left(t, x, p, s, \frac{\partial^2 V}{\partial S^2}\right) &= -\frac{1}{2}S^2\sigma^2 + 2\frac{\partial^2 V}{\partial S^2}S^2\sigma^2 \frac{2S}{\sqrt{\Delta t}} \sqrt{\frac{2}{\pi}} \frac{1}{2} \frac{\tilde{C}}{4} \left(\frac{\partial^2 V}{\partial S^2}S^2\sigma^2\right)^{-1/2} \\ &= -\frac{1}{2}S^2\sigma^2 + S^2\sigma^2 \operatorname{sgn}\left(\frac{\partial^2 V}{\partial S^2}\right) \frac{S}{\sqrt{\Delta t}} \sqrt{\frac{2}{\pi}} \frac{\tilde{C}}{2\sigma S} \\ &= \frac{1}{2}S^2\sigma^2 \left[-1 + \frac{\tilde{C}}{\sqrt{\Delta t}} \sqrt{\frac{2}{\pi}} \frac{1}{\sigma} \operatorname{sgn}\left(\frac{\partial^2 V}{\partial S^2}\right)\right] \end{aligned} \quad (3.27)$$

Then, $D_Y F$ is negative if and only if

$$\frac{\tilde{C}}{\sqrt{\Delta t}} \sqrt{\frac{2}{\pi}} \frac{1}{\sigma} < 1 \quad (3.28)$$

3.3 Perron method for existence of solution

Let us start this section by setting the framework to apply the well-known Perron method to derive the existence of a viscosity solution. We will first apply a change of variables so that the nonlinear operator F is defined with constant coefficients. Then, we apply the change of variables

$$x_i = \log(S_i)$$

so that the nonlinear operator F becomes

$$F(\tau, x, V, DV, D^2V) = -\frac{1}{2} \sum_{i=1}^N \sum_{j=1}^N \sigma_i \sigma_j \rho_{ij} \frac{\partial^2 V}{\partial x_i \partial x_j} - \sum_{i=1}^N \frac{\partial V}{\partial x_i} \left(r - \frac{\sigma_i^2}{2}\right) + rV + G(x, D^2V), \quad (3.29)$$

and the nonlinear function G becomes

$$G(x, D^2V) = \sum_{i=1}^N \frac{e^{x_i}}{\sqrt{\Delta t}} \sqrt{\frac{2}{\pi}} 2\sqrt{\Theta_i} \int_0^{+\infty} C\left(\sqrt{\Delta t 2\Theta_i}y\right) y e^{-y^2} dy, \quad (3.30)$$

with

$$\Theta_i = e^{-2x_i} \left[\sum_{j \neq i}^N \sum_{k \neq i}^N \frac{\partial^2 V}{\partial x_i \partial x_j} \frac{\partial^2 V}{\partial x_i \partial x_k} \sigma_j \sigma_k \rho_{jk} + 2 \sum_{j \neq i}^N \frac{\partial^2 V}{\partial x_i \partial x_j} \left(\frac{\partial^2 V}{\partial x_i^2} - \frac{\partial V}{\partial x_i}\right) \sigma_i \sigma_j + \left(\frac{\partial^2 V}{\partial x_i^2} - \frac{\partial V}{\partial x_i}\right)^2 \sigma_i^2 \right]. \quad (3.31)$$

Given Equations (3.29) and (3.30), our Dirichlet problem becomes

$$\begin{aligned} \frac{\partial V}{\partial \tau} + F(\tau, x, V, DV, D^2V) &= 0 \quad \text{in } \Omega \times [0, T] \\ V(0, x_1, \dots, x_N) &= V_0(x_1, \dots, x_N) \quad \text{in } \Omega \end{aligned} \quad (3.32)$$

where $V_0(x_1, \dots, x_N)$ is the initial condition. Hence, the main theorem of this work is defined as follows

Theorem 3.5. *Assume that the differential matrix with respect to the Hessian matrix of the nonlinear operator F is negative definite. Then, the problem (3.32) has at least one viscosity solution.*

Before passing to the proof of the theorem, we are going to state some important definitions that will be used afterwards. Given an open set $\Omega_T \subset \mathbb{R}^{N+1}$, we recall that V is *lower semi-continuous* (LSC) or *upper semi-continuous* (USC) at (t, x) if for all sequences $(s_n, y_n) \rightarrow (t, x)$,

$$\begin{aligned} V(t, x) &\leq \liminf_{n \rightarrow \infty} V(s_n, y_n) \quad (\text{LSC}) \\ V(t, x) &\geq \limsup_{n \rightarrow \infty} V(s_n, y_n) \quad (\text{USC}). \end{aligned}$$

Moreover, we define V_* the *lower semi-continuous envelope* of V as the largest lower semi-continuous function lying below V and V^* the correspondent *upper semi-continuous envelope* of V as the smallest upper semi-continuous function lying above V .

Let us continue by presenting the definition of viscosity solutions, which are the type of solutions that we will look for. Let us recall $\Omega_T = [0, T] \times \mathbb{R}^N$ and a function $V \in C^{1,2}(\Omega_T)$. Then, we have the following definitions.

Definition 3.6. U is a subsolution of (3.32) if U is upper semi-continuous and if, for all $(t, x) \in \Omega_T$ and all the test functions ϕ such that $U \leq \phi$ in a neighbourhood of (t, x) and $U(t, x) = \phi(t, x)$, we have that

$$\frac{\partial \phi}{\partial \tau} + F(\tau, x, \phi, D\phi, D^2\phi) \leq 0. \quad (3.33)$$

U is a supersolution of (3.32) if U is lower semi-continuous and if, for all $(t, x) \in \Omega_T$ and all the test functions ϕ such that $U \geq \phi$ in a neighbourhood of (t, x) and $U(t, x) = \phi(t, x)$, we have that

$$\frac{\partial \phi}{\partial \tau} + F(\tau, x, \phi, D\phi, D^2\phi) \geq 0. \quad (3.34)$$

Finally, U is a solution of (3.32) if it is both a sub and supersolution.

Now we can present Perron method to find a solution of problem (3.32). First of all, we require that the nonlinear operator F is degenerate elliptic. Then, Perron method is defined as follows.

Theorem 3.7. *Assume w is a subsolution of problem (3.32) and v is a supersolution of problem (3.32) such that $w \leq v$. Suppose also that there is a subsolution \underline{u} and a supersolution \bar{u} of problem (3.32) that satisfy the boundary condition $\underline{u}_*(t, x) = \bar{u}^*(t, x) = g(t, x)$. Then,*

$$W(t, x) = \sup\{w(t, x) : \underline{u} \leq w \leq \bar{u} \text{ and } w \text{ is a subsolution of (3.32)}\}. \quad (3.35)$$

In order to apply the Perron method we first have to set a subsolution and supersolution of problem (3.32). Then, we have to construct a maximal subsolution such that it lies between both sub and supersolutions. Finally, we have to define the proper comparison principle such that the boundary condition defined in Theorem 3.7 holds.

Hence, let us start by recalling the equivalent "Black-Scholes" linear problem. If we denote the linear elliptic operator as

$$\tilde{F}(\tau, x, V, DV, D^2V) = -\frac{1}{2} \sum_{i=1}^N \sum_{j=1}^N \sigma_i \sigma_j \rho_{ij} \frac{\partial^2 V}{\partial x_i \partial x_j} - \sum_{i=1}^N \frac{\partial V}{\partial x_i} \left(r - \frac{\sigma_i^2}{2} \right) + rV, \quad (3.36)$$

then there exists a unique solution Λ of the problem

$$\begin{aligned} \frac{\partial V}{\partial \tau} + \tilde{F}(\tau, x, V, DV, D^2V) &= 0 \quad \text{in } \Omega \times [0, T] \\ V(0, x_1, \dots, x_N) &= V_0(x_1, \dots, x_N) \quad \text{in } \Omega \end{aligned} \quad (3.37)$$

Based on the existence of this unique solution Λ , we will construct our sub and supersolutions. Then, the following Lemma presents both sub and supersolutions of problem (3.32).

Lemma 3.8. *Let F be the nonlinear elliptic operator defined in Equation (3.29). Then the following functions are sub and supersolutions of problem (3.32).*

$$\begin{aligned}\bar{V} &= \Lambda + C\tau \\ \underline{V} &= \Lambda - C\tau\end{aligned}$$

where Λ is the unique solution of problem (3.37) and C is a positive constant such

$$C \geq \sup_{x \in \Omega} |G(x, D^2\Lambda)| \quad (3.38)$$

Proof. Let us see that the \underline{V} is a subsolution of (3.32). Firstly, the upper semi-continuity of \underline{V} follows from the continuity of the solution $\Lambda(\tau, x)$. Let us see that for all test functions ϕ such that $\underline{V} \leq \phi$ in a neighbourhood of (τ, x) and $\underline{V}(\tau, x) = \phi(\tau, x)$, it follows that $\frac{\partial \phi}{\partial \tau} + F(\tau, x, \phi, D\phi, D^2\phi)$ is negative. Let ϕ be a test function such that $\underline{V} \leq \phi$. Then, we have

$$\begin{aligned}\frac{\partial \phi}{\partial \tau}(\tau, x) &= \frac{\partial \underline{V}}{\partial \tau}(\tau, x) \\ D\phi(\tau, x) &= D\underline{V}(\tau, x) \\ D^2\phi(\tau, x) &\geq D^2\underline{V}(\tau, x)\end{aligned}$$

Now we use the condition of degenerate ellipticity of the operator F . This condition implies that

$$\begin{aligned}\frac{\partial \phi}{\partial \tau} + F(\tau, x, \phi, D\phi, D^2\phi) &\leq \frac{\partial \underline{V}}{\partial \tau} + F(\tau, x, \underline{V}, D\underline{V}, D^2\underline{V}) \\ &\leq G(\tau, D^2\Lambda) - C \\ &\leq 0\end{aligned}$$

where the last inequality holds using Condition 3.38.

Let us now prove that \bar{V} is in fact a supersolution. In this case, the lower semi-continuity follows from the continuity of the solution Λ . Let us see that for all test functions ϕ such that $\bar{V} \geq \phi$ in a neighbourhood of (τ, x) and $\bar{V}(\tau, x) = \phi(\tau, x)$, it follows that $\frac{\partial \phi}{\partial \tau} + F(\tau, x, \phi, D\phi, D^2\phi)$ is positive.

Let ϕ be a test function such that $\bar{V} \geq \phi$. Then, we have that

$$\begin{aligned}\frac{\partial \phi}{\partial \tau}(\tau, x) &= \frac{\partial \bar{V}}{\partial \tau}(\tau, x) \\ D\phi(\tau, x) &= D\bar{V}(\tau, x) \\ D^2\phi(\tau, x) &\leq D^2\bar{V}(\tau, x)\end{aligned}$$

Now we use the condition of degenerate ellipticity of the operator F and Condition 3.38. Both conditions imply that

$$\begin{aligned}\frac{\partial \phi}{\partial \tau} + F(\tau, x, \phi, D\phi, D^2\phi) &\geq \frac{\partial \bar{V}}{\partial \tau} + F(\tau, x, \bar{V}, D\bar{V}, D^2\bar{V}) \\ &\geq G(x, D^2\Lambda) + C \\ &\geq 0.\end{aligned}$$

Then, \bar{V} is a supersolution of problem (3.32). □

Remark 3.9. By definition, it remains valid that $\underline{V} \leq \bar{V}$.

Remark 3.10. Given the "Black-Scholes" solution Λ , the nonlinear term $G(x, D^2\Lambda)$ is bounded for every x in Ω . Based on the construction of the replicant portfolio, it is observed that the transaction costs are proportional to the second derivatives of the option. Moreover, from the solution of the linear problem, we know that the second derivatives tend to zero when the prices are too small or too large. Then, in those scenarios, the replicant portfolio is almost not rebalanced so that a little amount of stocks are traded resulting on a small contribution of the transaction costs function.

Following Lemma 2.3.15 from [11], there exists a function U such that $\underline{V} \leq U \leq \overline{V}$ and U^* is a subsolution of (3.32) and U_* is a supersolution of (3.32). Then, to finally prove Theorem 3.5, we need to confirm that $U^*(\tau, S) = U_*(\tau, S)$. For this purpose, we will consider the comparison principle stated in [11].

Proposition 3.1 (Comparison Principle). *If u is a subsolution of problem (3.32) and v is a supersolution of problem (3.32) in Ω_T and $u \leq v$ on the parabolic boundary $\partial_p \Omega_T$, then $u \leq v$ in Ω_T .*

Hence, our last Lemma is stated below:

Lemma 3.11. *Let \underline{V} and \overline{V} be the sub and supersolutions of problem (3.32) and U the function obtained by Lemma 2.3.15 from [11] such that $\underline{V} \leq U \leq \overline{V}$. Then, $U^*(\tau, S) = U_*(\tau, S)$.*

Proof. Let us first observe that the inequality $U_* \leq U^*$ holds by definition of the semi-continuous envelopes. For the other inequality let us recall \underline{V} and \overline{V} defined in Lemma 3.8 and, using the continuity of the linear solution Λ , we have that

$$\begin{aligned} (\underline{V})_* &= \underline{V} = (\underline{V})^* \\ (\overline{V})_* &= \overline{V} = (\overline{V})^* \end{aligned}$$

In particular, in the parabolic boundary, we find that both sub and supersolutions are equal to Λ . Then, it is valid that

$$(\overline{V})^* \leq (\underline{V})_* \text{ in } \partial_p \Omega_T \quad (3.39)$$

Moreover, for Lemma 2.3.15 from [11], $\underline{V} \leq U \leq \overline{V}$. Using this result and the previous inequality, it follows that

$$U^* \leq U_* \text{ in } \partial_p \Omega_T \quad (3.40)$$

Finally, the expected inequality is obtained by the comparison's principle result. \square

4 Numerical Implementation

4.1 Numerical Framework

In this section we derive a numerical framework that is used to find an approximate solution of problem (1.2). This solution will help us to understand how the presence of transaction costs affects the pricing of a specific financial option. With this aim, we develop an iterative scheme such that on every step, an approximate solution is found. Each step is then repeated until the convergence of the scheme. By recalling the nonlinear problem, we propose the following iterative process

$$\begin{aligned} -U_\tau^n + \mathcal{L}U^n &= G(U^{n-1}) & \text{in } \Omega \times [0, T] \\ U^n(0, x_1, \dots, x_n) &= U_0(x_1, \dots, x_n) & \text{in } \Omega \end{aligned} \quad (4.1)$$

with $U^0(\tau, x_1, \dots, x_n) = 0$, $\dim \Omega = 2$ and $U(\tau, x) = V(\tau, x)$ as defined in Equation (3.32). For numerical convenience, we approximate the original smooth domain by a discrete one $\hat{\Omega}_T \subset [a, b] \times [a, b] \times [0, T]$, setting a and b in order to cover a set of feasible stock prices. The step of the spatial variables is uniformly set as $\Delta x = (b - a) / S_x$, being S_x the number of grid points in the x -direction. The step of the temporal variable is also uniformly set as $\Delta \tau = T / T_x$ being T_x the number of grid points in the τ -direction. We define n as the step of the iterative problem and, given n , m as each of the temporal steps. Hence, we define the solution to the n -step iterative problem as $U_{ij}^m = U(x_i, y_j, m\Delta\tau)$ where $0 \leq i, j \leq S_x$ and $0 \leq m \leq T_x$.

At each step n , we have to solve a linear problem involving both second and mixed derivatives of U . If we apply directly a finite difference scheme, the invertible matrix would not be tridiagonal as mixed spatial derivatives have to be considered. Hence, we apply an Alternating Direction Implicit (ADI) method with a Finite Difference approach (FD).

We follow the steps presented in the work of [14] to determine the two stages of the procedure. The main idea of the ADI method is to generate an intermediate step $m + 1/2$ between steps m and $m + 1$. The first half step

is taken implicitly in the x-direction and explicitly in the y-direction. The other half step is taken implicitly in the y-direction and explicitly in the x-direction.

In the first place, we split the temporal derivative as shown on (4.2)

$$U_\tau \simeq \frac{U_{ij}^{m+1} - U_{ij}^m}{\Delta t} = \frac{U_{ij}^{m+1} - U_{ij}^{m+\frac{1}{2}}}{\Delta t} + \frac{U_{ij}^{m+\frac{1}{2}} - U_{ij}^m}{\Delta t}. \quad (4.2)$$

Then, we discretize the lineal operator

$$\mathcal{L} = \frac{1}{2} \sum_{i=1}^N \sum_{j=1}^N \sigma_i \sigma_j \rho_{ij} \frac{\partial^2 U}{\partial x_i \partial x_j} + \sum_{i=1}^N \frac{\partial U}{\partial x_i} \left(r - \frac{\sigma_i^2}{2} \right) - rU,$$

setting

$$\begin{aligned} \frac{\partial U}{\partial x_1} &\simeq \frac{U_{i+1,j}^m - U_{i,j}^m}{\Delta x}, \\ \frac{\partial U}{\partial x_2} &\simeq \frac{U_{i,j+1}^m - U_{i,j}^m}{\Delta x}, \\ \frac{\partial^2 U}{\partial x_1^2} &\simeq \frac{U_{i+1,j}^m - 2U_{i,j}^m + U_{i-1,j}^m}{\Delta x^2}, \\ \frac{\partial^2 U}{\partial x_2^2} &\simeq \frac{U_{i,j+1}^m - 2U_{i,j}^m + U_{i,j-1}^m}{\Delta x^2}, \\ \frac{\partial^2 U}{\partial x_1 \partial x_2} &\simeq \frac{U_{i+1,j+1}^m + U_{i-1,j-1}^m - U_{i-1,j}^m - U_{i,j-1}^m}{4\Delta x^2}. \end{aligned}$$

As in section 2.1 of [14], we split the discretization of the operator \mathcal{L} between

$$\begin{aligned} \mathcal{L}^x &= \frac{\sigma_1^2}{4} \frac{U_{i+1,j}^{m+\frac{1}{2}} - 2U_{i,j}^{m+\frac{1}{2}} + U_{i-1,j}^{m+\frac{1}{2}}}{\Delta x^2} + \frac{\sigma_2^2}{4} \frac{U_{i,j+1}^m - 2U_{i,j}^m + U_{i,j-1}^m}{\Delta x^2} + \frac{1}{2} \sigma_1 \sigma_2 \rho \frac{U_{i+1,j+1}^m + U_{i-1,j-1}^m - U_{i-1,j}^m - U_{i,j-1}^m}{4\Delta x^2} \\ &+ \frac{1}{2} \left(r - \frac{\sigma_1^2}{2} \right) \frac{U_{i+1,j}^{m+\frac{1}{2}} - U_{i,j}^{m+\frac{1}{2}}}{\Delta x} + \frac{1}{2} \left(r - \frac{\sigma_2^2}{2} \right) \frac{U_{i,j+1}^m - U_{i,j}^m}{\Delta x} - \frac{1}{2} r U_{ij}^{m+\frac{1}{2}} \end{aligned}$$

and

$$\begin{aligned} \mathcal{L}^y &= \frac{\sigma_1^2}{4} \frac{U_{i+1,j}^{m+\frac{1}{2}} - 2U_{i,j}^{m+\frac{1}{2}} + U_{i-1,j}^{m+\frac{1}{2}}}{\Delta x^2} + \frac{\sigma_2^2}{4} \frac{U_{i,j+1}^{m+1} - 2U_{i,j}^{m+1} + U_{i,j-1}^{m+1}}{\Delta x^2} + \frac{1}{2} \sigma_1 \sigma_2 \rho \frac{U_{i+1,j+1}^{m+\frac{1}{2}} + U_{i-1,j-1}^{m+\frac{1}{2}} - U_{i-1,j}^{m+\frac{1}{2}} - U_{i,j-1}^{m+\frac{1}{2}}}{4\Delta x^2} \\ &+ \frac{1}{2} \left(r - \frac{\sigma_1^2}{2} \right) \frac{U_{i+1,j}^{m+\frac{1}{2}} - U_{i,j}^{m+\frac{1}{2}}}{\Delta x} + \frac{1}{2} \left(r - \frac{\sigma_2^2}{2} \right) \frac{U_{i,j+1}^{m+1} - U_{i,j}^{m+1}}{\Delta x} - \frac{1}{2} r U_{ij}^{m+1} \end{aligned}$$

obtaining a two-stage full scheme

$$\begin{aligned} \frac{U_{ij}^{m+\frac{1}{2}} - U_{ij}^m}{\Delta t} &= \mathcal{L}^x U_{ij}^{m+\frac{1}{2}}, \\ \frac{U_{ij}^{m+1} - U_{ij}^{m+\frac{1}{2}}}{\Delta t} &= \mathcal{L}^y U_{ij}^{m+1}. \end{aligned}$$

As the problem (4.1) contains the linear function G , we add this term on the second stage of the procedure by redefining $\tilde{\mathcal{L}}^y = \mathcal{L}^y - G$.

$$\frac{U_{ij}^{m+1} - U_{ij}^m}{\Delta t} = \mathcal{L}^x U_{ij}^{m+\frac{1}{2}} + \mathcal{L}^y U_{ij}^{m+1} - G(\cdot) = \mathcal{L}^x U_{ij}^{m+\frac{1}{2}} + \tilde{\mathcal{L}}^y U_{ij}^{m+1}.$$

The proposed framework is used to calculate first $U^{m+\frac{1}{2}}$ and then U^{m+1} . The most important gain with the ADI method is that it only requires the solution of two tridiagonal sets of equations at each time step.

4.2 Numerical Results

In order to implement the framework proposed in section 3, we select a type of multi-asset option and a transaction costs function. First, we price a best cash-or-nothing option call on two assets. This option pays out a predefined cash amount K if assets S_1 or S_2 are above or equal to the strike price X . The closed-form formula is presented on [8] as

$$\begin{aligned} c_{best} &= K e^{-rT} [M(y, z_1; -\rho_1) + M(-y, z_2; -\rho_2)] \\ y &= \frac{\ln(S_1/S_2) + \frac{\sigma_1^2 T}{2}}{\sigma \sqrt{T}}, & \sigma &= \sqrt{\sigma_1^2 + \sigma_2^2 - 2\sigma_1\sigma_2\rho} \\ z_1 &= \frac{\ln(S_1/X) + \frac{\sigma_1^2 T}{2}}{\sigma_1 \sqrt{T}}, & z_2 &= \frac{\ln(S_2/X) + \frac{\sigma_2^2 T}{2}}{\sigma_2 \sqrt{T}} \\ \rho_1 &= \frac{\sigma_1 - \rho}{\sigma}, & \rho_2 &= \frac{\sigma_2 - \rho}{\sigma} \end{aligned} \quad (4.3)$$

where S_1 and S_2 are the stock prices, σ_1 and σ_2 are the volatilities, ρ is the correlation between both assets, T is the maturity and $M(a, b; \rho)$ is

$$M(a, b; \rho) = \frac{1}{2\pi\sqrt{1-\rho^2}} \int_{-\infty}^a \int_{-\infty}^b \exp\left[-\frac{x^2 + y^2 - 2\rho xy}{2(1-\rho^2)}\right] dx dy.$$

Second, given the nonlinear function G defined on (3.30), we choose an exponential decreasing transaction costs function defined as

$$C(x) = C_0 e^{-\tilde{k}x}$$

for each asset x . Hence, by recalling (2.9), we can see that

$$\begin{aligned} E\left[C\left(\sqrt{\Delta t}|\Phi_i\right)|\Phi_i\right] &= \int_0^{+\infty} C_0 e^{-\tilde{k}\sqrt{\Delta t}x} \frac{2x}{\sqrt{2\pi\Theta_i}} e^{-x^2/2\Theta_i} dx \\ &= C_0 \sqrt{\frac{2}{\pi}} \int_0^{+\infty} e^{-\tilde{k}\sqrt{\Delta t}x} \frac{x}{\sqrt{\Theta_i}} e^{-x^2/2\Theta_i} dx \\ &= C_0 \sqrt{\frac{2}{\pi}} \int_0^{+\infty} e^{-\tilde{k}\sqrt{\Delta t}\Theta_i y} \sqrt{\Theta_i} y e^{-y^2/2} dy \\ &= C_0 \sqrt{\Theta_i} \sqrt{\frac{2}{\pi}} \left[1 - e^{\tilde{k}^2 \Delta t \Theta_i / 2} \tilde{k} \sqrt{\Delta t \Theta_i} \operatorname{ERFC}\left(\tilde{k} \sqrt{\frac{\Delta t \Theta_i}{2}}\right) \right]. \end{aligned}$$

Then,

$$G(S, D^2V) = C_0 \sqrt{\frac{2}{\pi}} \sum_{i=1}^2 \frac{S_i}{\Delta t} \sqrt{\Theta_i} \left[1 - e^{\tilde{k}^2 \Delta t \Theta_i / 2} \tilde{k} \sqrt{\Delta t \Theta_i} \operatorname{ERFC}\left(\tilde{k} \sqrt{\frac{\Delta t \Theta_i}{2}}\right) \right]. \quad (4.4)$$

Table 1 presents the parameters chosen for the numerical implementation. Three different tests were then applied by varying the values of the stocks price, volatility, interest rate and strike among others.

We analyze different aspects of the ADI algorithm implemented and the dynamics of the general transaction cost model proposed. We focus on the following three points:

1. Measure the impact of transaction costs in the option price.
2. Given an optimal number of iterations such that convergence is achieved, analyze the sensitivity of the final output to the choice of Δt_{TC} .
3. Given the iteration procedure proposed in (4.1), determine the optimal number of n such that the convergence is achieved and how the error diminishes as more steps are added.

Parameters	Testing 1		Testing 2		Testing 3	
	Asset 1	Asset 2	Asset 1	Asset 2	Asset 1	Asset 2
σ	0.30	0.15	0.05	0.1	0.2	0.2
ρ		0.5		-0.3		0.2
r		0.08		0.02		0.1
T		1 year		1 year		1 year
K		5		8		6
X		30		40		15
Δx		1		1		1
Δt_{TC}		1/261		1/261		1/261
C_0		0.005		0.001		0.003
\tilde{k}		1		0.5		0.7

Table 1: Numerical implementation parameters

4.2.1 Transaction Costs impact

Figure (1) to Figure (3) present the results for both transaction costs function and option price with transaction costs at $t = 0$. By recalling the transaction costs function G in (4.2) it can be noted that the costs are proportional to the assets spot price, the size of the second derivatives (i.e. Gamma) of the option price and the volatilities of each asset.

Testing 1 is defined based on a strike at $X = 30$ with a premium paid at $K = 5$. Figure (1a) shows an exponential transaction costs function where the maximum is reached around the strike value. This behavior is expected as the maximum of Gamma is found near the at-the-money price. As these derivatives converge to zero when deep out-of-the-money or in-the-money, the transactions costs function vanishes. Figure (1b) describes the dynamics of the option price when considering the transaction costs function.

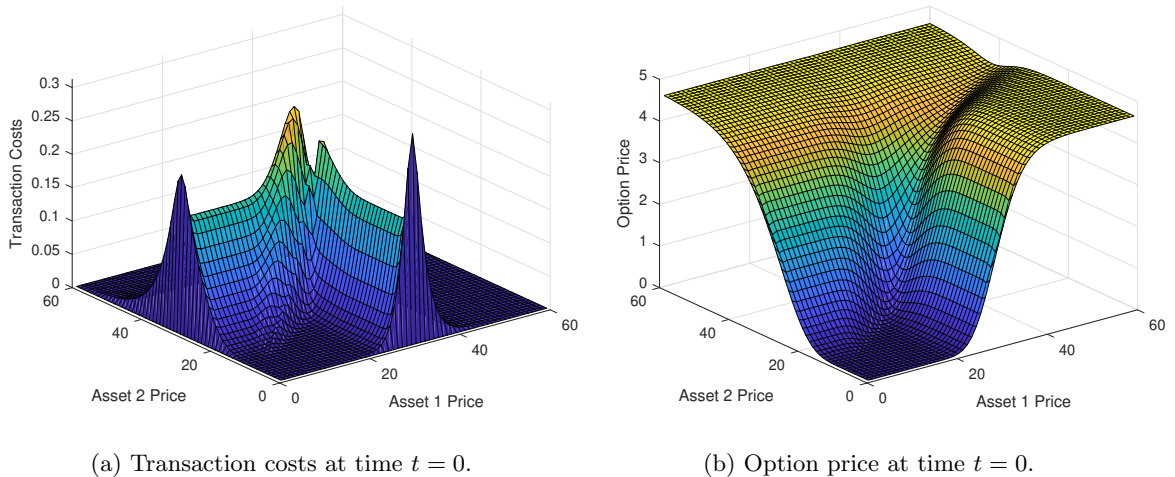


Figure 1: Testing 1.

The results for Testing 2 framework are presented in Figure (2). It is defined a strike value at $X = 40$, a premium paid at $K = 8$ and with two low volatile assets. The transaction costs function presented in Figure (2a) shows a similar increasing pattern on its value up to the at-the-money region. Moreover, the higher volatility of Asset 2 is observed by noting that transaction costs are higher when fixing a price for Asset 2 in comparison with Asset 1. As the option gets out-of-the-money, the shape of the transaction costs function becomes more symmetric and smoother.

Testing framework 3 is presented on Figure (3). Both assets are defined to have the same volatility but almost uncorrelated. The strike price is fixed at $X = 15$ and the premium paid is equal to $K = 6$. The symmetry observed in both Figures (3a) and (3b) are expected due to the design of the testing. Again, the maximum of the transaction costs function is reached when the prices are near the strike value and the converge to zero is

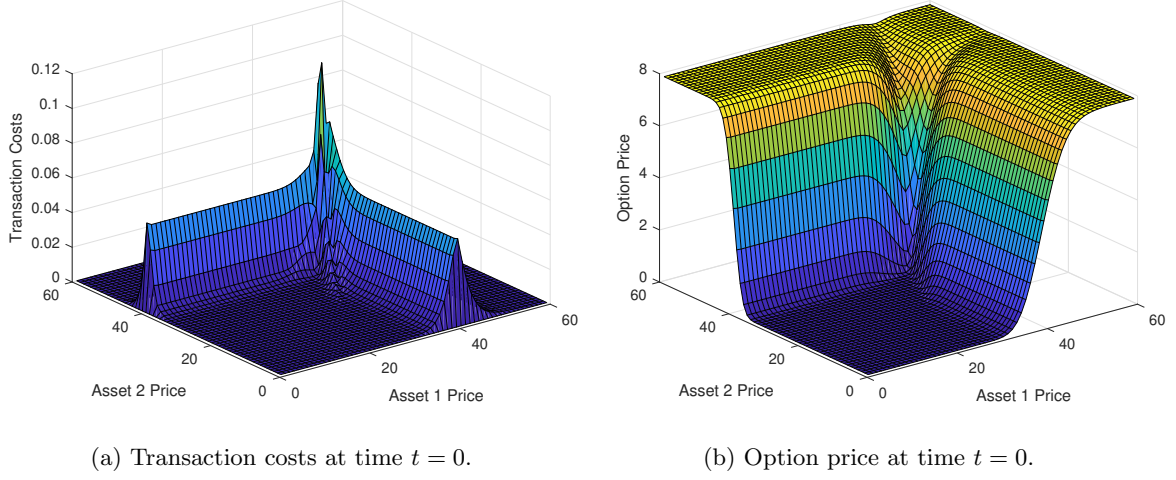


Figure 2: Testing 2.

seen when the option is deeper out-of-the-money or in-the-money. The option prices reflect the complementary pattern by showing a decrease in its value when the option is near the strike price.

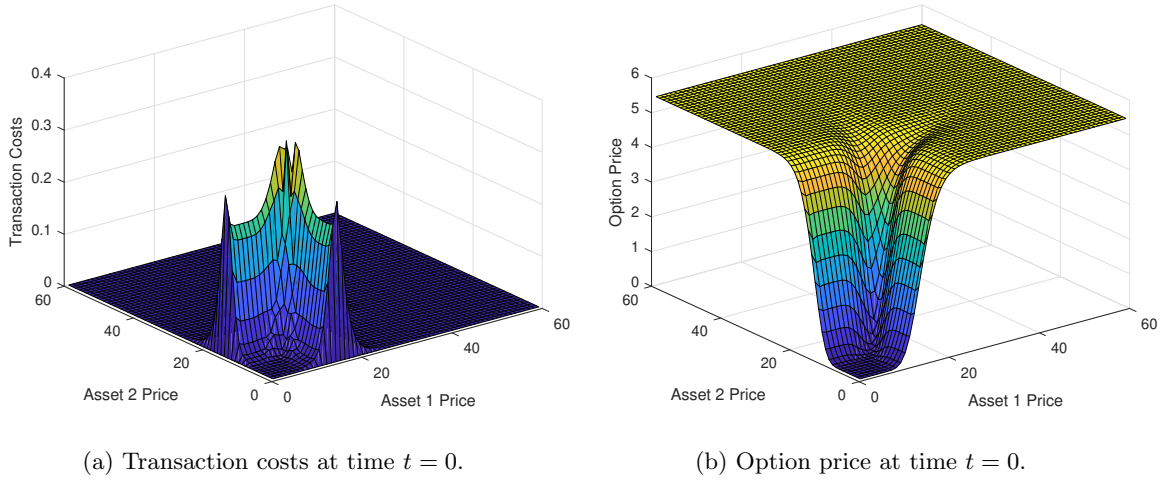


Figure 3: Testing 3.

4.2.2 Sensitivity of the option to changes in Δt_{TC}

In this section we study the sensitivity of the option price to changes in the size of the time-step Δt_{TC} for rebalancing the replicant portfolio. By observing Equation (4.2), it can be seen that the transaction costs function tends to infinity if Δt_{TC} tends to zero. Hence, we expect to see this results in the numerical testing. For this purpose, we ran Testing 2 framework under 100 possible values of Δt_{TC} ranging from $7.6E - 05$ (approximately rebalancing every 29 minutes) to 0.007 (approximately rebalancing every 2 years). The results can be observed in Figures 4 and 5.

Figure 4 presents two different plots which show two states of the option price. In the panel on the left side it can be observed how the transaction costs behave when the price of Asset 1 is equal to $S_1 = 15$ and the parameter $\tau = 0$. It can be noted that the maximum value is reached at-the-money with a transaction cost of almost 2. This maximum is also reached when Δt_{TC} is minimum. When the option becomes deeper in-the-money and out-of-the-money and Δt_{TC} increases, transaction costs tend to zero. A similar pattern is observed in the figure on the right side. The main difference resides on how the transaction costs highly increase as the Asset 1 price is set as of $S_1 = 40$. As Gamma is maximum near the at-the-money moneyness of the option, transaction costs explode near this pricing area. As it can be seen, the costs are of 34 when both prices are set as 40. This will be the case in which rebalancing is done too often so that the option price becomes negative due to the high

amount of transaction costs payed.

The plot of the left side of Figure 5 shows the same dynamics for the case when Asset 1 price is equal to $S_1 = 55$. These dynamics are similar to the one observed in the plot of the left side of Figure 4. As Gamma decreases when prices are to low or to high, transaction costs present the usual spike near the strike value. Moreover, this costs tend to zero as Δ_{TC} becomes larger and rebalancing is done less periodically. The plot on the right helps us to understand how far can the transaction costs increase. For this purpose, we fixed the prices of both assets as of $S_1 = 40$ and $S_2 = 40$. Then, we plotted the value of the transaction costs with respect to its time to maturity and the size of Δ_{TC} . It can be observed that when $t = T$, transaction costs are near to zero as the option price is the predefined payoff. As time passes and the payoff is discounted, transaction costs increases as Gamma increases. When we reach $t = 0$, transaction costs grow up to 34. This result helps us to confirm the following expected conclusion: As the frequency of rebalancing of the replicant portfolio increases, transaction costs increase such that after a certain point of time, the option price turns into negative and the model becomes ill-posed.

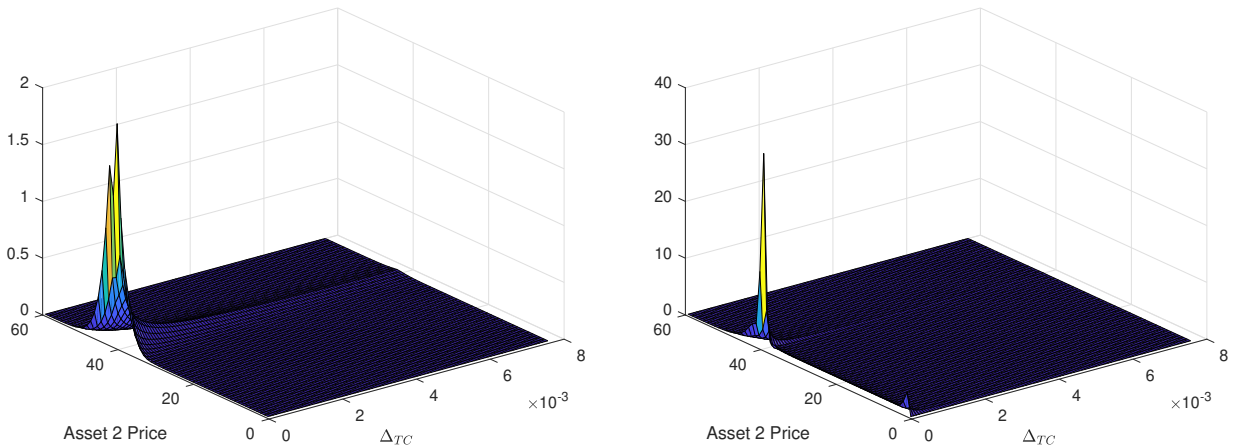


Figure 4: Testing 2 - The figure on the left shows the transaction costs function at time $\tau = 0$ when Asset 1 price is equal to 15. The figure on the right shows the transaction costs function at time $\tau = 0$ when Asset 1 price is equal to 40.

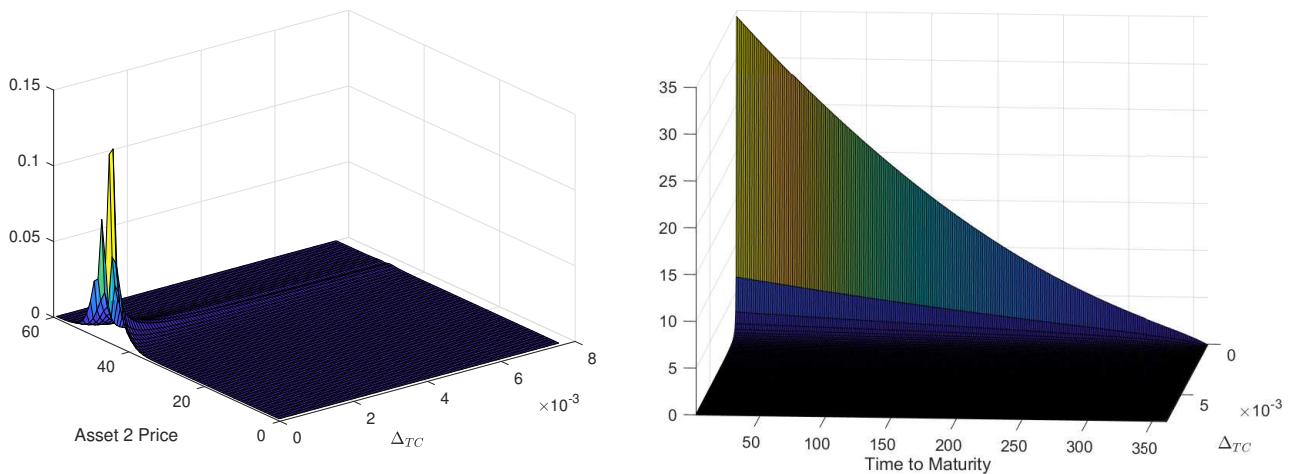


Figure 5: Testing 2 - The figure on the left shows the transaction costs function at time $\tau = 0$ when Asset 1 price is equal to 55. The figure on the right shows how the transaction costs function explodes when the option is at-the-money.

4.2.3 Convergence Analysis

The third item of the previous list involves measuring the convergence of the iterative framework in terms of the differences between consecutive solutions. Our approach will follow from the observation that the result of each iteration correspond to a square matrix. Hence, fixing the last time step $\tau = T$, we calculate the distance between two consecutive final results. For this purpose, we use three different p-norms matrix which are: the 1 norm, the 2 norm and the ∞ norm. In summary, for each step n and solution U^n , we calculate

$$d(U^n, U^{n-1}) = \|U^n - U^{n-1}\|_p. \quad (4.5)$$

Our objective is to see that this distance tends to zero as n increases. Figure (6) to (8) present the plots of the results for the three scenarios. The figures plot the distance between two consecutive solutions against the iteration step $n + 1$. In the right side, we provide a table with all the numerical results up to iteration $n = 11$. In the first case, it can be seen that the three norms exponentially decrease to zero and, between iteration 7 and 8, convergence is achieved. In the second case, convergence is achieved even faster as by step 2, the distance between both consecutive results is of order $E - 05$. The third case is similar as the first scenario by noting that convergence is achieved at iteration 5 with a distance between consecutive solutions of order $E - 04$.

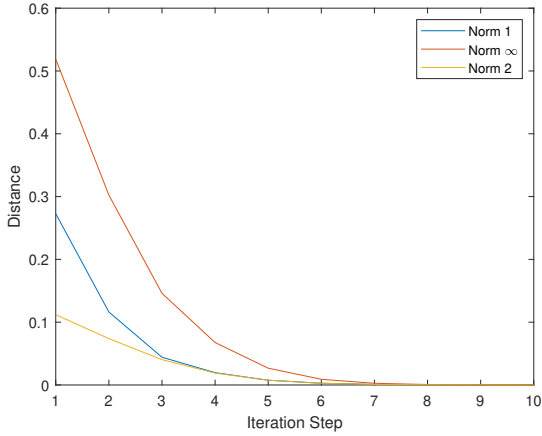


Figure 6: Convergence Analysis - Testing 1

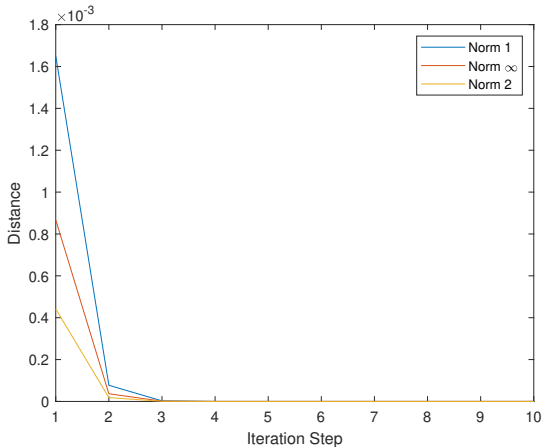
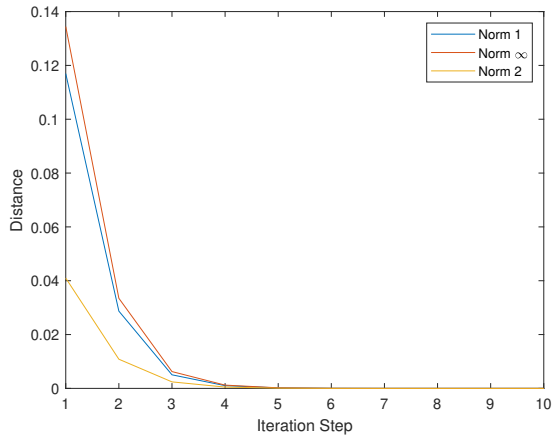


Figure 7: Convergence Analysis - Testing 2

5 Conclusion

In this paper we studied the nonlinear partial differential equation that explains the dynamic of a financial option under a Black-Scholes' model with transaction costs. We extended the general literature on this subject by generalizing the dimension of the option (i.e multi-asset option) and allowing different transaction costs



Iteration	Norm 1	Norm 2	Norm ∞
1	0.1169	0.0410	0.1344
2	0.0287	0.0108	0.0335
3	0.0050	0.0024	0.0062
4	0.0010	4.8E-4	0.0012
5	1.7E-4	8.6E-5	2.0E-4
6	2.6E-5	1.4E-5	3.0E-5
7	3.7E-6	2.1E-6	4.2E-6
8	5.0E-7	3.0E-7	5.5E-7
9	6.7E-8	4.0E-8	6.9E-8
10	8.5E-9	5.0E-9	8.3E-9

Figure 8: Convergence Analysis - Testing 3

function. Following Perron methodology, we proved the existence of a viscosity solution by finding a proper set of sub and supersolutions of the original problem. Furthermore, we developed a numerical procedure to find an approximate strong solution by following an iterative method. For this purpose, an ADI scheme was developed in order to deal with mixed derivatives and to work under a finite difference approach. Nonetheless, we provided numerical examples by setting different possible asset prices, volatilities and interest rates among others to study how the ADI framework performs and how sensitive the output is to changes in the delta hedging time step. Different expected results are observed after running the simulations. Firstly, as transaction costs are proportional to the second derivatives of the option price, the transaction costs function reaches its maximum near the at-the-money region. Secondly, it is seen that the transaction costs function explodes when the frequency of rebalancing the replicant portfolio tends to infinity (and Δ_{TC} goes to zero). Finally, we observe that given the three proposed testing frameworks, the iterative method converges after less than seven iterations.

6 Acknowledgement

This work was partially supported by project CONICET PIP 11220130100006CO and project UBACYT 20020160100002BA.

A Differential matrix calculation steps

Result (3.21) follows from these steps:

$$\begin{aligned}
\frac{\partial}{\partial B_{kl}} \operatorname{tr} \left(\frac{1}{2} AB \right) &= \frac{1}{2} \sum_{i=1}^N \sum_{j=1}^N A_{ij} \frac{\partial B_{ji}}{\partial B_{kl}}, \\
&= \frac{1}{2} \sum_{i=1}^N \sum_{j=1}^N A_{ij} \delta_{jk} \delta_{il}, \\
&= \frac{1}{2} A_{lk} = \frac{1}{2} A_{kl}.
\end{aligned} \tag{A.1}$$

Result (3.23) follows from these steps:

$$\begin{aligned}
\frac{\partial}{\partial B_{lm}} \sqrt{\sum_{j=1}^N \sum_{k=1}^N B_{ij} A_{jk} B_{ki}} &= \frac{1}{2} \left(\sum_{j=1}^N \sum_{k=1}^N B_{ij} A_{jk} B_{ki} \right)^{-1/2} \frac{\partial}{\partial B} \sum_{j=1}^N \sum_{k=1}^N B_{ij} A_{jk} B_{ki} \\
&= \frac{1}{2} \left(\sum_{j=1}^N \sum_{k=1}^N B_{ij} A_{jk} B_{ki} \right)^{-1/2} \sum_{j=1}^N \sum_{k=1}^N \left(\frac{\partial B_{ij}}{\partial B_{lm}} A_{jk} B_{ki} + B_{ij} A_{jk} \frac{\partial B_{ki}}{\partial B_{lm}} \right) \\
&= \frac{1}{2} \left(\sum_{j=1}^N \sum_{k=1}^N B_{ij} A_{jk} B_{ki} \right)^{-1/2} \sum_{j=1}^N \sum_{k=1}^N (\delta_{il} \delta_{jm} A_{jk} B_{ki} + B_{ij} A_{jk} \delta_{kl} \delta_{im}) \\
&= \frac{1}{2} \left(\sum_{j=1}^N \sum_{k=1}^N B_{ij} A_{jk} B_{ki} \right)^{-1/2} \left[\sum_{k=1}^N A_{mk} B_{kl} + \sum_{j=1}^N B_{mj} A_{jl} \right] \\
&= \frac{1}{2} \left(\sum_{j=1}^N \sum_{k=1}^N B_{ij} A_{jk} B_{ki} \right)^{-1/2} \sum_{k=1}^N A_{mk} B_{kl} + \sum_{j=1}^N B_{mj} A_{kl} \\
&= \frac{1}{2} \left(\sum_{j=1}^N \sum_{k=1}^N B_{ij} A_{jk} B_{ki} \right)^{-1/2} [(AB)_{ml} + (BA)_{ml}].
\end{aligned} \tag{A.2}$$

If we denote

$$H_i(y) = \sqrt{2 \Delta t \sum_{j=1}^N \sum_{k=1}^N B_{ij} A_{jk} B_{ki} y} \tag{A.3}$$

then, result (3.24) follows from these steps:

$$\begin{aligned}
\frac{\partial}{\partial B_{lm}} C(H_i(y)) &= C'(H_i(y)) \frac{\partial}{\partial B_{lm}} H_i(y) \\
&= C'(H_i(y)) y \frac{1}{2} (2\Delta t \Theta_i)^{-1/2} 2 \Delta t \frac{\partial}{\partial B_{lm}} \sum_{j=1}^N \sum_{k=1}^N B_{ij} A_{jk} B_{ki} \\
&= C'(H_i(y)) y \frac{1}{2} (2\Delta t \Theta_i)^{-1/2} 2 \Delta t [AB + BA]
\end{aligned} \tag{A.4}$$

References

- [1] P Amster, CG Averbuĳ, MC Mariani, and D Rial. A Black–Scholes option pricing model with transaction costs. *Journal of Mathematical Analysis and Applications*, 303(2):688–695, 2005.
- [2] Guy Barles and Halil Mete Soner. Option pricing with transaction costs and a nonlinear black-scholes equation. *Finance and Stochastics*, 2(4):369–397, 1998.
- [3] Fischer Black and Myron Scholes. The pricing of options and corporate liabilities. *The Journal of Political Economy*, pages 637–654, 1973.
- [4] Phelim P Boyle and Ton Vorst. Option replication in discrete time with transaction costs. *The Journal of Finance*, 47(1):271–293, 1992.
- [5] Mark HA Davis, Vassilios G Panas, and Thaleia Zariphopoulou. European option pricing with transaction costs. *SIAM Journal on Control and Optimization*, 31(2):470–493, 1993.
- [6] Peter Grandits and Werner Schachinger. Leland’s approach to option pricing: The evolution of a discontinuity. *Mathematical Finance*, 11(3):347–355, 2001.
- [7] MR Grossinho and E Morais. A note on a stationary problem for a Black-Scholes equation with transaction costs. *Int. J. Pure Appl. Math*, 51:579–587, 2009.
- [8] Espen Gaarder Haug. *The complete guide to option pricing formulas*. McGraw-Hill Companies, 2007.
- [9] T Hoggard, AE Whalley, and P Wilmott. Hedging option portfolios in the presence of transaction costs. *Advances in Futures and Options Research*, 7(1):21–35, 1994.
- [10] Hitoshi Imai, Naoyuki Ishimura, Ikumi Mottate, and Masaaki Nakamura. On the Hoggard-Whalley-Wilmott equation for the pricing of options with transaction costs. *Asia-Pacific Financial Markets*, 13(4):315–326, 2006.
- [11] Cyril Imbert and Luis Silvestre. An introduction to fully nonlinear parabolic equations. In *An introduction to the Kähler-Ricci flow*, pages 7–88. Springer, 2013.
- [12] KJ In’t Hout and S Foulon. Adi finite difference schemes for option pricing in the Heston model with correlation. *International journal of numerical analysis and modeling*, 7(2):303–320, 2010.
- [13] KJ In’t Hout and BD Welfert. Stability of ADI schemes applied to convection–diffusion equations with mixed derivative terms. *Applied numerical mathematics*, 57(1):19–35, 2007.
- [14] Darae Jeong and Junseok Kim. A comparison study of ADI and operator splitting methods on option pricing models. *Journal of Computational and Applied Mathematics*, 247:162–171, 2013.
- [15] Hayne E Leland. Option pricing and replication with transactions costs. *The Journal of Finance*, 40(5):1283–1301, 1985.
- [16] Emmanuel Lepinette. Modified Lelands Strategy for a Constant Transaction Costs Rate. *Mathematical Finance*, 22(4):741–752, 2012.
- [17] S McKee and AR Mitchell. Alternating direction methods for parabolic equations in two space dimensions with a mixed derivative. *The Computer Journal*, 13(1):81–86, 1970.
- [18] S McKee, DP Wall, and SK Wilson. An alternating direction implicit scheme for parabolic equations with mixed derivative and convective terms. *Journal of Computational Physics*, 126(1):64–76, 1996.
- [19] Daniel Ševĉoviĉ and Magdaléna Žitňanská. Analysis of the nonlinear option pricing model under variable transaction costs. *Asia-Pacific Financial Markets*, pages 1–22, 2016.
- [20] Valeri Zakamouline. Hedging of option portfolios and options on several assets with transaction costs and nonlinear partial differential equations. *International Journal of Contemporary Mathematical Sciences*, 3(4):159–180, 2008.
- [21] Valeriy Zakamulin. Option pricing and hedging in the presence of transaction costs and nonlinear partial differential equations. *Available at SSRN 938933*, 2008.