

# Epicycles in hyperbolic sky

Olga Romaskevich

## Abstract

Consider a swiveling arm composed of three geodesic intervals, attached one to another in a chain. Each interval of the arm rotates with constant angular velocity around its first extremity. We are interested in an old question by Lagrange : does the extremity of such a chain have an asymptotic velocity ? In other words, how many turns around the Sun a planet in the epicycle model would make, let us say, in one billion years ?

This question has a beautiful answer given by P. Hartman, E. R. Van Kampen, A. Wintner when the motion takes place on the euclidean plane. We extract the principal geometric idea of their argument in order to generalize this result to the motion of the swiveling arm on any surface of non-zero (and possibly, even non-constant) curvature. In particular, we give an answer to Lagrange's question about the movement of the planets in the hyperbolic sky.

The sky is inspiring. Probably, for everybody. But at least and for sure, for some (do we dare to say all?) mathematicians. An incredible amount of activity in mathematics has been initiated with the goal to understand the planetary motion, and continues today.

As far as we know, the first models of our planetary system started appearing in the 4th century BC in Greece although the evidence of astronomical observations goes back to 16th century BC in Babylon. Already at the end of the 3rd century BC Apollonius of Perga proposed a following geocentric model of the movement : the planets are moving on the small circles (*epicycles*) which are in their turn moving on the bigger circles (*deferents*) around some point close to the Earth. This model was improved and largely used by Hipparchus of Rhodes, and, a couple of centuries later, by Ptolemy. This model is, as we know now, not optimal although one could speculate that the idea of epicycles was quite revolutionary as it is nothing else than the idea of Fourier decomposition of a function into the sum of exponentials with different frequencies.

The problem we will consider here was formulated by Joseph-Louis Lagrange [8] in the XVIIIth century. He has been studying planetary motion, as Hipparchus and Ptolemy but his model was, of course, much more complex: it was a problem of  $N$  bodies moving with respect to gravitational forces that they exercise on each other. Surprisingly, the much simpler epicycle problem that we will study below reemerged in the calculations of Lagrange. It corresponded to an approximation of the variation of the longitude of the perihelion for the orbit of a planet in the  $N$ -body problem.

## 1 Lagrange epicycle problem.

### 1.1 Statement of the problem.

**Definition.** For the fixed numbers  $l_1, \dots, l_N \in \mathbb{C}$  consider the map  $\Psi$  from the  $N$ -torus to the complex plane that sends a point  $\boldsymbol{\theta} = (\theta_1, \dots, \theta_N) \in \mathbb{T}^N = \mathbb{R}^N / (2\pi\mathbb{Z})^N$  to the point

$$\Psi(\boldsymbol{\theta}) = \sum_{j=1}^N l_j e^{i\theta_j}. \quad (1)$$

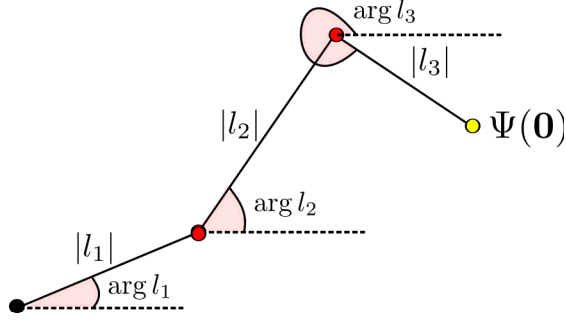


Figure 1: A swiveling arm of type  $(l_1, l_2, l_3)$  on the plane: the modules  $|l_j|$  give the lengths of the intervals in the arm as well as their arguments  $\arg l_j$  correspond to the angles that the intervals make with the horizontal direction in a plane in the position  $\Psi(\mathbf{0})$ . Even though swiveling arms can be defined and studied for any number  $N$  of joints, our principal result concerns swiveling arms with three joints,  $N = 3$  so this picture is the one that one can have in mind while reading this paper.

We will call  $\Psi$  a *swiveling arm* of type  $l = (l_1, \dots, l_N)$  on the complex plane, see Figure 1.

The intervals connecting the points  $0$  and  $l_1 e^{i\theta_1}$  as well as  $\sum_{j=1}^k l_j e^{i\theta_j}$  and  $\sum_{j=1}^{k+1} l_j e^{i\theta_j}$ ,  $k = 1, \dots, N - 1$  are called the *joints* of the swiveling arm.

The topology of  $\Psi^{-1}(z)$  for some fixed  $z$  is an interesting question, considered, among others, by Jean-Claude Haussmann in [5, 6]. We will study this geometrical construction spiced up with linear dynamics.

Fix  $N$  real numbers  $\omega_1, \dots, \omega_N \in \mathbb{R}$  and consider a flow  $T^t$  on  $\mathbb{T}^N$  of the linear vector field

$$X = \sum_{j=1}^N \omega_j \frac{\partial}{\partial \theta_j}, \omega_j \in \mathbb{R}. \quad (2)$$

Then, a point  $z(t) = \Psi \circ T^t(\boldsymbol{\theta})$  follows a curve on a complex plane. The question of Lagrange was the following : does  $z(t)$  have an asymptotic angular velocity in such a movement and if yes, is it possible to calculate its value as a function of the parameters  $l_j$  and  $\omega_j$ ,  $j = 1, \dots, N$ ?

**Definition.** The *Lagrange problem on the plane* is a question of proving the existence of a limit

$$\omega := \lim_{t \rightarrow \infty} \frac{\varphi(t)}{t} \quad (3)$$

as a function of parameters  $l_j \in \mathbb{C}$ ,  $\omega_j \in \mathbb{R}$  and initial conditions  $\boldsymbol{\theta} \in \mathbb{T}^N$ . Here

$$z(t) = \Psi \circ T^t(\boldsymbol{\theta}) \quad (4)$$

and  $\Psi, T^t$  defined above by (1) and (2), and,  $\varphi(t)$  is a continuous branch of the argument  $\arg z(t)$ . We call this limit *asymptotic angular velocity*, or for the sake of economy, just  $\omega$ . From now on and till the end of the article, there is no other  $\omega$  for us besides this asymptotic angular velocity in the Lagrange problem.

**Remark.** One has to note that at some moments of time  $z(t)$  may happen to be zero so, strictly speaking, the continuous branch of the argument in the definition (3) of  $\omega$  can't be chosen when a swiveling arm passes through zero. Although, since  $z(t)$  is defined analytically, a tangent line to the curve  $z : \mathbb{R} \rightarrow \mathbb{C}, t \mapsto z(t)$ , is well defined and from now on we will think about the change of the argument as a continuous change of the angle of this tangent line.

Lagrange himself considered only the simplest case of his problem when a swiveling arm has two joints,  $N = 2$ . He proved that in a linear motion described above the longer interval "wins" : the limit angular velocity exists, doesn't depend on an initial condition  $\theta \in \mathbb{T}^2$  and is equal to the angular velocity of the longer interval. That is, if  $|l_1| > |l_2|$  (or  $|l_2| > |l_1|$ ) then  $\omega = \omega_1$  (or  $\omega = \omega_2$ ). Lagrange didn't consider the case of equal lengths  $|l_1| = |l_2|$  but a direct computation gives  $\omega = \frac{1}{2}(\omega_1 + \omega_2)$  taking into account the remark above.

The argument of Lagrange can be generalized for any  $N$  to the case when the length of one of the intervals (say, with an index  $j, j \in \{1, \dots, n\}$ ) is bigger than the sum of the lengths of all other intervals. Then the limit angular velocity  $\omega$  exists and  $\omega = \omega_j$  and even more, the continuous branch  $\varphi(t)$  of the function  $\arg z(t)$  has a linear asymptotic behavior  $\varphi(t) = \omega_j t + O(1)$  when  $t$  tends to infinity [2]. This case being simple, things do get much more complicated if the lengths of the intervals are comparable.

## 1.2 Historical remarks and motivation.

The general question (for any  $N$ , for any  $\omega_j \in \mathbb{R}, l_j \in \mathbb{C}, j \in [[1, n]]$ , for any initial conditions  $\theta \in \mathbb{T}^N$ ) of the existence of limit angular velocity  $\omega$  for Lagrange problem is quite tricky : as Lagrange writes in [8], "*Il est fort difficile et peut-être même impossible de se prononcer, en général, sur la nature de l'angle  $\varphi$* "<sup>1</sup>. In 1945, following the works of P. Bohl [1], B. Jessen and H. Tornehave have proven the existence of this limit for any initial data. But one still doesn't know how to write out  $\omega$  as a function of this data  $\omega = \omega(\omega_j, l_j, \theta)$  although some asymptotic estimates exist, see [3] for the survey of the question.

In general, the answer  $\omega$  does depend on the initial position  $\theta \in \mathbb{T}^N$  of a swiveling arm on the plane. Although in the case when angular velocities  $\omega_j, j = 1, \dots, N$  are independent over  $\mathbb{Q}$ , the situation simplifies. In 1937 P. Hartman, E. R. Van Kampen and A. Wintner [4] provided a calculation that gave an expression for  $\omega$  as a linear combination of  $\omega_j$  with coefficients given by some explicit integrals. The key idea was to use Birkhoff's ergodic theorem (that appeared just six years before), and H. Weyl filled in all the technical details in 1938 [10] by explaining why the ergodic theorem can be applied in that case. The argument of Weyl is mostly topological.

Of course, the rational independence of  $\omega_j$  is crucial in the arguments since only in this case the flow of the vector field (2) is an ergodic one. The Hartman-van Kampen-Wintner-Weyl result gives a very beautiful geometric answer to the Lagrange problem in the case when the number of joints is equal to three.

**Theorem 1** (P. Hartman, E. R. Van Kampen and A. Wintner, H. Weyl). *[4, 10, 7] Consider the dynamics of a swiveling arm of type  $l = (l_1, l_2, l_3)$  governed by a vector field (2) such that  $l_j$  satisfy all three strict equalities and for  $\omega_1, \omega_2, \omega_3$  rationally independent. Then the solution  $\omega$  of Lagrange problem on the plane exists, doesn't depend on the initial condition  $\theta \in \mathbb{T}^3$  and is equal to the convex sum*

$$\omega = \frac{\alpha_1}{\pi}\omega_1 + \frac{\alpha_2}{\pi}\omega_2 + \frac{\alpha_3}{\pi}\omega_3 \tag{5}$$

where  $\alpha_j$  are the angles in the triangle formed by intervals with sides  $|l_j|, j = 1, 2, 3$ . The angle  $\alpha_j > 0$  is the angle opposite to the side of the length  $|l_j|, j = 1, 2, 3$ , see Figure 2.

**Remark.** So one can see that still, in some way, a longer interval "wins": its angular velocity will be taken in a convex sum with a bigger coefficient

---

<sup>1</sup>"It is hard and maybe even impossible to say something on the nature of angle  $\varphi$  in the general case" (English translation). Lagrange's angle  $\varphi$  is our angle  $\varphi(t)$ , i.e. he speaks exactly about the same question: understanding of asymptotic behavior of the argument of  $z(t)$ .

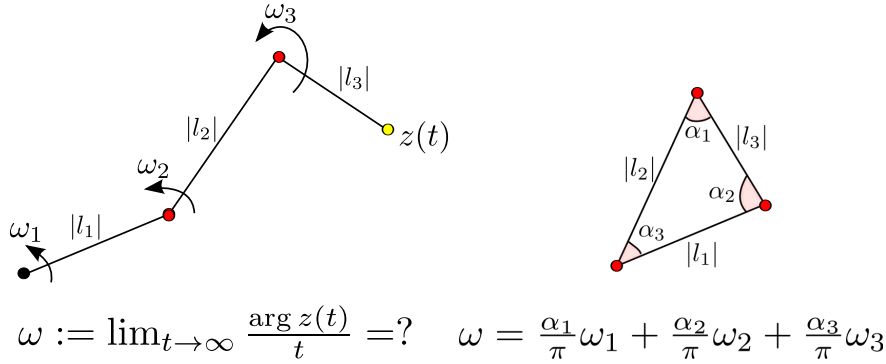


Figure 2: For the dynamics of a swiveling arm in the case when  $\omega_1, \omega_2, \omega_3$  are rationally independent, Hartman-van Kampen-Wintner-Weyl’s theorem gives an expression for a limit angular velocity  $\omega$  as a convex sum of  $\omega_j$ . The coefficients in this sum are proportional to the (non-oriented and hence positive) angles  $\alpha_j, j = 1, 2, 3$  in the triangle which is constructed from the joints of the system.

The initial motivation for us was to prove the analogous result for a *Lagrange problem on the hyperbolic plane*. We will define what it means properly in Section 3 but the reader can easily make her opinion about that since the definition of Lagrange problem actually uses only the concepts of intervals (geodesic segments) and angles between lines, present in any geometry.

A straightforward translation of the proof of Theorem 1 for the hyperbolic geometry is possible (we have done that) but involves lots of double integrals computation and doesn’t give much mathematical joy (at least, to us). Our goal was to extract all geometrical ideas from the initial proof of Theorem 1 in order to find a new proof which will be easily translated to the hyperbolic case.

### 1.3 Plan of the paper.

In Section 1 we define what Lagrange problem on the plane is (Subsection 1.1), explain our motivations (Subsection 1.2) for this study and, as the reader has certainly noticed, we give a plan of the paper. In Section 2 we go back to the classical proof of Theorem 1 that we mostly repeat from its wonderful exposition in [7] by adding the technical details. In Section 3 we present a new way of looking at the Lagrange problem (as computation of the evaluation of some differential 1-form, see Subsection 3.1) and give a new proof of the same Theorem 1, see Subsection 3.2. In Section 4 we gladly note that our proof from Section 3 can be adapted for constant curvature geometries (Subsection 4.1) as well as for non-constant (but close to constant) curvature geometries (Subsection 4.2).

**Setting.** From now on and till the end of the article, we will consider the case of a swiveling arm with three joints such that the lengths of the joints  $|l_j|, j = 1, 2, 3$  verify all three of strict triangle inequalities  $|l_1| < |l_2| + |l_3|, |l_2| < |l_3| + |l_1|$  and  $|l_3| < |l_1| + |l_2|$ . In other words, there is no dominating interval whose length is bigger than the sum of the two other lengths.

## 2 Classical proof.

In this Section we will give a proof of the following

**Theorem 2** (P. Hartman, E. R. Van Kampen and A. Wintner, H. Weyl). [4, 10, 7] Consider the dynamics of a swiveling arm of type  $l = (l_1, l_2, \dots, l_N)$  governed by a vector field (2) with  $\omega_1, \omega_2, \dots, \omega_N$  rationally independent. Suppose also that  $l_j \in \mathbb{C}$  are such that for all vectors of signs  $\varepsilon = (\varepsilon_1, \dots, \varepsilon_N) \in \{-1, 1\}^N$  the signed sum of the lengths  $|l_j|$  is not equal to zero:

$$\sum_{j=1}^N \varepsilon_j |l_j| \neq 0. \quad (6)$$

Then the solution  $\omega$  of Lagrange problem on the plane exists, doesn't depend on the initial condition  $\theta \in \mathbb{T}^N$  and

$$\omega = q_1 \omega_1 + \dots + q_N \omega_N,$$

where  $q_j \in [0, 1]$  are equal to the volumes of the subsets of the torus  $\mathbb{T}^N$ ,

$$q_k = \text{mes}_N \{ \theta = (\theta_1, \dots, \theta_N) \in \mathbb{T}^N \mid |l_1 e^{i\theta_1} + \dots + l_{k-1} e^{i\theta_{k-1}} + l_{k+1} e^{i\theta_{k+1}} + \dots + l_N e^{i\theta_N}| < |l_k| \}.$$

Here  $\text{mes}_N$  is the normalized Lebesgue measure of the torus  $\mathbb{T}^N$ .

The additional condition (6) in the formulation of the Theorem is motivated by the following

**Proposition 1.** Consider a swiveling arm of type  $(l_1, \dots, l_N)$  on the plane. Then, the map  $\Psi : \mathbb{T}^N \rightarrow \mathbb{C}$  defined by (1) in restriction to  $\Psi^{-1}(0)$  is a submersion if and only if the condition (6) holds.

*Proof.* By calculating explicitly the differential  $d\Psi_\theta : \mathbb{R}^n \rightarrow \mathbb{C} \simeq \mathbb{R}^2$  we obtain

$$d\Psi_\theta = i (l_1 e^{i\theta_1}, \dots, l_n e^{i\theta_n}).$$

This  $2 \times n$  matrix has its rank smaller than 2 if and only if the complex numbers  $l_j e^{i\theta_j}$  are all  $\mathbb{R}$ -proportional, in other words the corresponding vectors lie on the same line passing by  $0 \in \mathbb{C}$ . One considers the restriction  $\Psi|_{\Psi^{-1}(0)}$ . Conditions  $\text{rk} d\Psi_\theta < 2$  and  $\Psi(\theta) = 0$  together are equivalent to the existence of the coefficients  $\varepsilon_j \in \{-1, 1\}$  such that  $\sum_j |l_j| \varepsilon_j = 0$  with  $e^{i\theta_j} = \varepsilon_j$ .  $\square$

**Remark.** Before proving Theorem 2, let us first notice that it implies Theorem 1. First, let us suppose without loss of generality that  $\omega_1 = 0$ . Indeed, this can be explained by passing to the rotating system of coordinates, see Lemma 1 just below for more details.

Then Theorem 2 gives

$$q_3 = \text{mes}_2 \{ (\theta_1, \theta_2) \in \mathbb{T}^2 \mid |l_1 e^{i\theta_1} + l_2 e^{i\theta_2}| < |l_3| \}. \quad (7)$$

For any fixed  $\theta_1$  one can easily see (as on the Figure 3) that the measure in question is equal to  $\frac{\alpha_3}{\pi}$  (after normalizing), i.e. it doesn't depend on  $\theta_1$ . Then the integration with respect to  $\theta_1$  will give  $q_3 = \frac{\alpha_3}{\pi}$ , and because of the symmetry we get the final answer (5).  $\square$

**Lemma 1** (Passage to the rotating system of coordinates). Suppose that the limit asymptotic velocity  $\omega$  exists for the dynamics of a swiveling arm of type  $(l_1, l_2, l_3)$  in a vector field (2) with  $\omega_1 = 0, \omega_2 := \omega_2 - \omega_1$  and  $\omega_3 := \omega_3 - \omega_1$ . Then the limit asymptotic velocity exists as well for the dynamics of a swiveling arm of the same type in a vector field (2) and is equal to  $\omega_1 + \omega$ .

*Proof.* The two systems described in the formulation, one with corresponding angular velocities of joints  $(0, \omega_2 - \omega_1, \omega_3 - \omega_1)$  and another with  $(\omega_1, \omega_2, \omega_3)$ , are related by the rotation. Indeed, the position of the end point  $z_2(t)$  of the second system at time  $t$  is just the image of the position of the endpoint  $z_1(t)$  for the first one under the rotation by  $\omega_1 t$  around 0.  $\square$

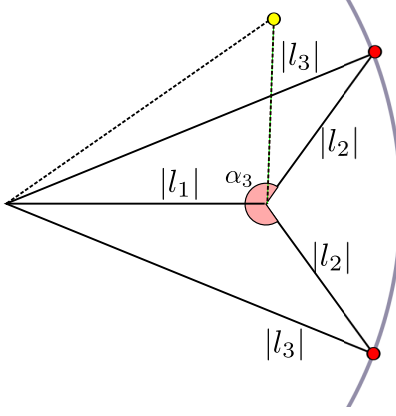


Figure 3: Let us fix some value  $\theta_1$  corresponding to the position of the first interval (here  $\theta_1 = 0$ ). On the picture one can see the geometrical meaning of the set appearing in (7). The angles  $\theta_2$  which give the points  $(\theta_1, \theta_2)$  inside this set correspond to the position of the second joint such that the sum  $l_1 e^{i\theta_1} + l_2 e^{i\theta_2}$  stays inside the circle of radius  $|l_3|$ . These positions are marked by the angle range in the interval  $\theta_2 \in (-\alpha_3, \alpha_3)$ . The two "boundary" positions are those that correspond to the moments  $\theta$  when  $\Psi(\theta) = 0$ . In other words, to the moments when a swiveling arm closes up into a triangle.

Now we are ready to give the proof of Theorem 2. As we said above, the main ideas are all described in [7] in a very clear and concise way but we find it useful to present this argument here for the sake of completeness and clarity. This feels great to have two proofs of the same result.

*Proof. Step 1. Main idea: pass from the time average to the space average.*

We are interested in the asymptotic behavior of the argument of the function  $z(t) : \mathbb{R}_+ \rightarrow \mathbb{C}$  given by (4). Let us write out  $z(t)$  in the polar form,  $z(t) = r(t) \exp \varphi(t)$ . A formal computation gives  $\ln z(t) = \ln r(t) + i\varphi(t)$  and, by passing to a real part and then taking a derivative with respect to  $t$ , we obtain the expression for the derivative of the angle

$$\dot{\varphi} = \operatorname{Re} \left( \frac{1}{i} \frac{\dot{z}(t)}{z(t)} \right). \quad (8)$$

Here by  $\varphi(t)$  we understand a continuous branch of the argument and this computation gives a valid formula at least in the case when  $z(t) \neq 0 \forall t \in \mathbb{R}_+$ .

And if 0?

The derivative  $\dot{\varphi}$  is precisely the quantity that is interesting for us since the asymptotic angular velocity  $\omega$  is the ratio between the increment of the angle function  $\varphi(t)$  on the long period of time  $T$  and  $T$  itself. That can be calculated by Newton-Leibniz as

$$\omega = \lim_{T \rightarrow \infty} \frac{\varphi(T)}{T} = \lim_{T \rightarrow \infty} \int_0^T \dot{\varphi}(t) dt. \quad (9)$$

The main idea of Hartman, van Kampen and Wintner was that instead of calculating the time average (9) one can transform it to the space average of some function  $f$ .

Indeed, the explicit calculation using (1) transforms (8) to

$$\dot{\varphi} = \operatorname{Re} \left( \frac{\sum_{j=1}^N l_j \omega_j e^{i\omega_j t}}{\sum_{j=1}^N l_j e^{i\omega_j t}} \right) = \operatorname{Re} \left( \frac{\sum_{j=1}^N |l_j| \omega_j e^{i(\omega_j t + \theta_j^{(0)})}}{\sum_{j=1}^N |l_j| e^{i(\omega_j t + \theta_j^{(0)})}} \right). \quad (10)$$

Here  $l_j = |l_j|e^{i\theta_j^{(0)}}$  where  $\boldsymbol{\theta}^{(0)} = (\theta_1^{(0)}, \dots, \theta_N^{(0)}) \in \mathbb{T}^N$  is a vector corresponding to the initial position of the swiveling arm.

Let us define  $f : \mathbb{T}^N \rightarrow \mathbb{R}$  as

$$f(\boldsymbol{\theta}) := \operatorname{Re} \left( \frac{\sum_{j=1}^N |l_j| \omega_j e^{i\theta_j}}{\sum_{j=1}^N |l_j| e^{i\theta_j}} \right). \quad (11)$$

Then, in previous notations, (10) can be rewritten simply as  $\dot{\varphi} = f(T^t \boldsymbol{\theta}^{(0)})$  and hence  $\omega$  (if it exists) is represented by the limit

$$\omega = \lim_{T \rightarrow \infty} \frac{1}{T} \int_0^T f(T^t \boldsymbol{\theta}^{(0)}) dt. \quad (12)$$

The idea is to apply the ergodic theorem for the flow  $T^t$  to substitute the limit (12) by the space integral in order to write  $\omega = \int_{\mathbb{T}^N} f(\boldsymbol{\theta}) d\boldsymbol{\theta}$ . This is actually true but now let us prove it properly: the difficulty is that the denominator in the definition (11) of the function  $f$  explodes when  $\Psi(\boldsymbol{\theta}) = 0$ .

### Step 2. Justifying the use of ergodic theorem.

First note that the function  $f : \mathbb{T}^N \rightarrow \mathbb{R}$  defined by (11) is integrable. Indeed, to prove this it is sufficient to prove that the function  $\frac{1}{\Psi}$  is integrable. By Proposition 1,  $\Psi : \mathbb{T}^N \rightarrow \mathbb{C}$  is a submersion on  $\Psi^{-1}(0)$  which has codimension 2. Hence in the neighborhood of any pole of  $f$  (equivalently, zero of  $\Psi$ ), there is a complex chart  $w \in \mathbb{C}$  on the local plane, transverse to  $\Psi^{-1}(0)$  in which  $\Psi(w) = w$ . Hence the reciprocal  $\frac{1}{\Psi}$  is integrable since  $\frac{1}{|w|} \in L^1_{\text{loc}} \mathbb{C}$ .

By refining this argument and using the unique ergodicity of the flow  $T^t$ , one can prove that the limit (12) can be written as a space average for all  $\boldsymbol{\theta} \in \mathbb{T}^N$ . Hence we obtain that the limit (3) for any initial position of the swiveling arm  $z(0) \in \mathbb{C}$  is given by the space integral that can be explicitly calculated.

### Step 3. Calculation.

Denote  $B_j := B(\theta_1, \dots, \theta_{j-1}, \theta_{j+1}, \dots, \theta_N) := \Psi(\boldsymbol{\theta}) - |l_j|e^{i\theta_j}$ . This quantity doesn't depend on  $\theta_j$ . Then,

$$\begin{aligned} \int_{\mathbb{T}^N} f(\boldsymbol{\theta}) d\boldsymbol{\theta} &= \operatorname{Re} \int_{\mathbb{T}^N} \frac{\sum_j \omega_j |l_j| e^{i\theta_j}}{\sum_j |l_j| e^{i\theta_j}} d\theta_1 \dots d\theta_N = \sum_{j=1}^N \omega_j |l_j| \operatorname{Re} \int_{\mathbb{T}^N} \frac{e^{i\theta_j} d\theta_1 \dots d\theta_N}{\sum_j |l_j| e^{i\theta_j}} = \\ &= \sum_{j=1}^N \omega_j |l_j| \operatorname{Re} \int_{\mathbb{T}^{N-1}} \int_0^{2\pi} \frac{e^{i\theta_j} d\theta_j}{|l_j| e^{i\theta_j} + B(\theta_1, \dots, \theta_{j-1}, \theta_{j+1}, \dots, \theta_N)} d\theta_1 \dots \theta_{j-1} \theta_{j+1} \dots \theta_N = \\ &= \sum_{j=1}^N \omega_j |l_j| \operatorname{Re} \int_{\mathbb{T}^{N-1}} \int_0^{2\pi} \frac{1}{i|l_j|} \frac{\partial \ln(B_j + |l_j| e^{i\theta_j})}{\partial \theta_j} d\theta_1 \dots \theta_{j-1} \theta_{j+1} \dots \theta_N = \\ &= \sum_{j=1}^N \omega_j \operatorname{Re} \int_{\mathbb{T}^{N-1}} \int_0^{2\pi} \frac{1}{i} \frac{\partial \ln(B_j + |l_j| e^{i\theta_j})}{\partial \theta_j} d\theta_1 \dots \theta_{j-1} \theta_{j+1} \dots \theta_N. \end{aligned}$$

Now note that the internal integral over  $\theta_j$  is equal to 1 if 0 is inside the circle of center  $B_j$  and radius  $|l_j|$ , in other words if  $|l_j| > B_j$  and 0 otherwise. So from this we deduce that

$$\int_{\mathbb{T}^N} f(\theta) d\theta = \sum_{j=1}^N \omega_j \text{mes}_{N-1} \{B(\theta_1, \dots, \theta_{j-1}, \theta_{j+1}, \dots, \theta_N) < |l_j|\}.$$

□

### 3 A new proof on an old result: evaluation of the dipolar form.

Let us consider a map  $\arg : \tilde{\mathbb{C}} \rightarrow \mathbb{R}$  from the covering space of a punctured complex plane,  $\tilde{\mathbb{C}} \rightarrow \mathbb{C}^*$ . This map gives an argument of a complex number different from 0. For any analytic curve  $\gamma : \mathbb{R} \rightarrow \mathbb{C}$  on the plane the restriction of this *argument map* on this curve  $\gamma$  by  $\arg_\gamma : \mathbb{R} \rightarrow \mathbb{R}$  gives a map that defines the argument  $\arg \gamma(t)$  of the point on the curve. Each time we use this notation we suppose taking the continuous branch of the argument function.

For the case of Lagrange problem, we will be interested in taking as a curve  $\gamma$  a trajectory  $z(t)$  of the flow  $\Psi \circ T^t$ , as in (4). The map  $\Psi : \mathbb{T}^N \rightarrow \mathbb{C}$  transports the singular 1-form  $d \arg z$  on the complex plane to a 1-form on the torus that we will denote  $\beta$  and call the *Lagrange form*. This form  $\beta$  is singular since  $\Psi^{-1}(0) \neq \emptyset$ . Indeed, for the case of three joints in the Lagrange problem, the set  $\Psi^{-1}(0)$  corresponds to the set of  $\theta$  when the swiveling arm closes up into a triangle. In what follows, we will study regular and singular parts of Lagrange form  $\beta$  and we will find a geometrical way to calculate its time average  $\lim_{T \rightarrow \infty} \frac{1}{T} \int_0^T z^* \beta$  which is exactly equal to the limit angular velocity  $\omega$  we are interested in.

#### 3.1 Dipolar form and its properties.

In this Subsection we will first prove some statements about the integration of regular 1-forms along the orbits of vector fields. Second, we will define a dipolar form  $\beta_{\text{sing}}$  on the torus - a specific singular form that will encode the singularities of the form  $\beta$ . We will see that the dipolar form contains all the important geometric information for the calculation of  $\omega$ . The idea is simple: the important changes of the argument occur only when the swiveling arm passes by zero. In other words, they occur when a trajectory of the vector field (2) passes by the singularities of the dipolar form.

**Lemma 2.** *Consider a manifold  $M$  with a measure  $\mu$  on it and a uniquely ergodic flow  $T^t : M \rightarrow M$  of a vector field  $X$  on  $M$ , the measure  $\mu$  being the only invariant measure. Then, the following assertions hold:*

1. *For any point  $\theta \in M$  and for any continuous function  $f \in C(M, \mu)$  there exists a limit of time averages  $\lim_{T \rightarrow \infty} \frac{1}{T} \int_0^T f \circ T^t(\theta) dt$  and this limit doesn't depend on the point  $\theta \in M$  and is equal to the space average  $\int_M f d\mu$ .*
2. *For  $\bar{f} = f + X(g)$ , where  $g \in C^1(M, \mathbb{R})$ , the time average of  $\bar{f}$  coincides with that of  $f$ .*
3. *For any closed 1-form  $\beta$  on  $M$  define the function  $f := \beta(X)$ . Then the space average  $\int_M f d\mu$  is well defined on the cohomology class of  $\beta$ .*
4. *Let  $M = \mathbb{T}^N$  and  $X$  be given by (2). Then for any smooth 1-form  $\beta$  holds  $\int_M \beta(X) = [\beta][\omega_1, \dots, \omega_N]$ , where  $[\beta] \in H^1(\mathbb{T}^N, \mathbb{R})$  and  $[\omega_1, \dots, \omega_N] \in H_1(\mathbb{T}^N, \mathbb{R})$  corresponds to the sum*



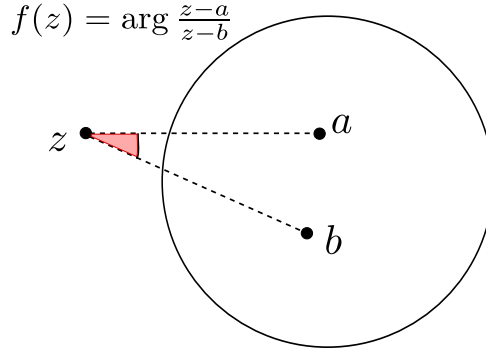


Figure 4: For the multivalued function  $f(z) = \arg \frac{z-a}{z-b}$  outside the big ball  $B(R)$  containing points  $a$  and  $b$  one can define a continuous determination of  $f$  as an angle between two rays connecting  $z$  to  $a$  and to  $b$  correspondingly.

of standard coordinate circles with coefficients  $\omega_j \in \mathbb{R}$ . Note that  $[\beta]$  has a representative  $\beta_{\text{reg}} \in [\beta]$  with constant coefficients  $\beta_j \in \mathbb{R}$ :  $\beta_{\text{reg}} = \sum_{j=1}^N \beta_j d\theta_j$  and  $\int_M \beta(X) = \sum_{j=1}^N \beta_j \omega_j$ .

*Proof.* 1. The existence of the limit and its independence from the initial point  $\theta \in M$  follows from Birkhoff's ergodic theorem.

2. The difference between time averages of  $f$  and  $\bar{f}$  can be rewritten by Newton-Leibniz. Since  $g$  is a bounded function, we obtain

$$\lim_{T \rightarrow \infty} \frac{1}{T} \int_0^T X(g) \circ T^t(\theta) dt = \lim_{T \rightarrow \infty} \frac{g(T^T(\theta)) - g(\theta)}{T} = 0. \quad (13)$$

3. We have to prove that the space average  $\int_M \beta(X) d\mu$  doesn't change if  $\beta$  is replaced by  $\bar{\beta} = \beta + dg$  where  $g \in C^1(M, \mathbb{R})$ . This can be deduced from (2): indeed, the space average  $\int_M \bar{\beta}(X) d\mu$  is equal to the corresponding time average (by ergodic theorem), and then one applies (13) to finish the argument.

4. The first statement is the application of (3) to this particular case  $M = \mathbb{T}^n$ ,  $X = \sum_j \omega_j \frac{\partial}{\partial \theta_j}$ . Each form  $\beta \in H^1(\mathbb{T}^n, \mathbb{R})$  has a representative with constant coefficients since  $H^1(\mathbb{T}^n, \mathbb{R}) \cong \mathbb{R}^n$ . And hence  $\int_{\mathbb{T}^n} \beta(X)$  for a smooth form  $\beta$  is equal to the corresponding value for its cohomology representative with constant coefficients.  $\square$

$\square$

Now let us fix two distinct points  $a, b \in \mathbb{C}$ . Let us consider a following multifunction  $f$  on the complex plane:  $f(z) = \arg \frac{z-a}{z-b}$ . This multifunction can not be defined on all of the plane in a continuous way although it is well defined outside a large enough ball  $B(R) = \{|x| \leq R\}$  containing  $a$  and  $b$ , see Figure 4.

Let us choose a function  $\bar{f} : \mathbb{C} \rightarrow \mathbb{R}$  such that  $\bar{f} = f$  in  $\mathbb{C} \setminus B(R)$  and  $\bar{f} \in C^\infty$ . Then  $g = f - \bar{f}$  is a multifunction such that  $g = 0$  in  $\mathbb{C} \setminus B(R)$ .

**Definition** (Dipolar form). A dipolar form is a singular 1-form  $dg$  on the complex plane.

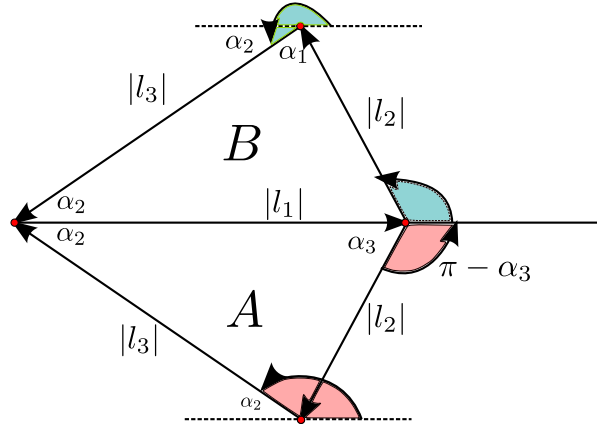


Figure 5: Two positions of the swiveling arm of type  $(l_1, l_2, l_3)$  corresponding to the situations when this swiveling arm forms a triangle. These two positions correspond to the points  $A, B \in \mathbb{T}^2$  that have the following coordinates  $(\theta_2, \theta_3) \in \mathbb{T}^2$ :  $A = (-\pi + \alpha_3, \pi - \alpha_2)$  and  $B = (\pi - \alpha_3, \pi + \alpha_2)$ . These coordinates are the counter-clockwise oriented angles that the joints of the arm form with horizontal direction. They are explicitly marked on the picture.

### 3.2 New proof of Theorem 1.

Let us consider the Lagrange form  $\beta$  on the torus: our goal is to understand its time average along the orbits of a linear flow  $T^t$  on the torus  $\mathbb{T}^N$ . What was said before in this Section, can be applied to any dimension but from now on we will study the particular case  $N = 3$ . First of all, by Lemma 1, one can reduce dimension to 2 and suppose that the system is governed by the field (2) with  $\omega_1 = 0$ .

From now on we will look at the map  $\Psi$  as at the map from a 2-torus to  $\mathbb{C}$ , and the Lagrange form  $\beta$  will be considered as a form on a 2-torus as well (we will speak about the *reduced Lagrange form* in this case). This torus  $\mathbb{T}^2$  is equipped with coordinates  $(\theta_2, \theta_3)$  that correspond to the angles that the second and the third joint make with a horizontal direction.

As we have already seen in the proof of Section 2 as well as in the Subsection 3.1 of this Section, the important increments of the argument of  $z(t)$  are those corresponding to the passages through zero. In other words, the singular set  $\Psi^{-1}(0)$  is of importance in the Lagrange problem. In the case when  $\omega_1 = 0$  the set  $\Psi^{-1}(0)$  consists of two different points  $A, B \in \mathbb{T}^2$  that correspond to the positions of the swiveling arm depicted on Figure 5. One can note that

$$A = (-\pi + \alpha_3, \pi - \alpha_2), \quad B = (\pi - \alpha_3, \pi + \alpha_2). \quad (14)$$

Now, the dipolar form that we defined on  $\mathbb{C}$  in Subsection 3.1 can be transported to a 1-form on  $\mathbb{T}^2$  in such a way that its singularities  $a, b$  are transported to the points  $A, B \in \mathbb{T}^2$ . For this, we will choose a disk on the torus containing the points  $A, B$  and transport the dipolar form on the plane to the form that we denote  $\beta_{\text{sing}}$ .

**Remark.** This dipolar form on the torus depends on the choice of the disk containing  $A, B \in \mathbb{T}^2$ . We will fix this choice as shown on the Figure 6.

Then we have a following

**Lemma 3.** *Consider the dynamics of a swiveling arm of type  $(l_1, l_2, l_3)$  with  $|l_j|, j = 1, 2, 3$  satisfying all three strict triangle inequalities, in a vector field (2) with  $\omega_1 = 0$ . Let  $A, B \in \mathbb{T}^2$  be as in (14)*

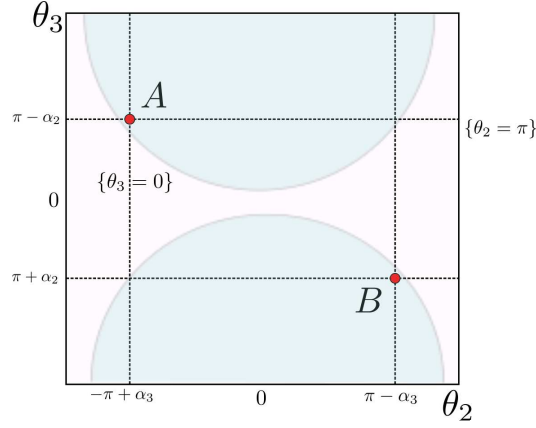


Figure 6: The torus  $\mathbb{T}^2$  of positions  $(\theta_2, \theta_3)$  of a swiveling arm of type  $(|l_1|, |l_2|, |l_3|)$  for the movement in the vector field (2) with  $\omega_1 = 0$ . Points  $A, B \in \mathbb{T}^2$  correspond to the positions when the arm forms a triangle. Here  $\alpha_2, \alpha_3$  are the corresponding angles of this triangle. A choice of a disk containing the points  $A, B$  fixes a dipolar form  $\beta_{\text{sing}}$  on  $\mathbb{T}^2$  with two logarithmic singularities.

and let us fix a choice of a dipolar form  $\beta_{\text{sing}}$  (depending on a disk containing  $A, B \in \mathbb{T}^2$ ) in  $\mathbb{T}^2$  as defined above. Then there exists a unique form  $\beta_{\text{reg}} \in H^1(\mathbb{T}^2, \mathbb{R})$  with constant coefficients and a function  $f \in C^1(\mathbb{T}^2)$  such that  $\beta = \beta_{\text{reg}} + \beta_{\text{sing}} + df$ .

**Remark.** Different choice of a circle containing  $A, B$  would provoke a different form  $\beta_{\text{sing}}$ , and hence, different form  $\beta_{\text{reg}}$ .

*Proof.* First,  $\delta := \beta - \beta_{\text{sing}}$  is a smooth 1-form on the torus. Indeed, when a point  $\theta \in \mathbb{T}^2$  makes a loop around the point  $A$  (respectively,  $B$ ) on the torus, the argument of the end of the swiveling arm grows (or, respectively, diminishes) by  $2\pi$  exactly as a value of the dipolar form. This means that the points  $A, B \in \mathbb{T}^2$  can't be the singularities of  $\delta$  nor can be any other point. This form  $\delta$  has its representative  $\beta_{\text{reg}}$  in a family of forms with constant coefficients since  $H^1(\mathbb{T}^N, \mathbb{R}) \cong \mathbb{R}^N$ . Hence  $\delta - \beta_{\text{reg}}$  is a differential of a smooth function.  $\square$

Now we are ready to give a new proof of Theorem 1.

*Proof.* Suppose that  $\omega_1 = 0$ . Then the Lagrange problem is equivalent to the study of the time average of the reduced Lagrange form  $\beta$  along the orbits of the reduced vector field  $X_{\text{red}} := \omega_2 \frac{\partial}{\partial \theta_2} + \omega_3 \frac{\partial}{\partial \theta_3}$ . This time average by Lemma 3 is a sum of time averages for  $\beta_{\text{sing}}, \beta_{\text{reg}}$  and  $df, f \in C^1(\mathbb{T}^2)$ . For the last one, the part (1) of Lemma 2 gives that the time average of  $df$  along the flow is equal to the space average which is zero by Stokes Theorem since  $\partial \mathbb{T}^2 = 0$ .

**Step 1. Calculate the time average of the regular part.**

Following the part (4) of Lemma 3 we see that the time average of  $\beta_{\text{reg}} = \beta_2 d\theta_2 + \beta_3 d\theta_3, \beta_2, \beta_3 \in \mathbb{R}$  is its evaluation on the reduced vector field  $X_{\text{red}}$ . As already noticed in Lemma 3t,  $\beta_{\text{reg}}$  depends on a choice of a topological disk containing points  $A$  and  $B$  or, equivalently, on the choice of the homotopy path  $\gamma$  connecting  $A$  and  $B$ . The disk was fixed once and for all once we defined  $\beta_{\text{sing}}$ , see Figure 8. Let us choose the generators of cohomology  $H^1(\mathbb{T}^2, \mathbb{R})$  in such a way that they do not intersect this disk.

We choose these paths as shown on Figure 8: one of them is horizontal and another one is vertical. Geometrically,  $\beta_2$  corresponds to the increment of  $\arg z(t)$  when  $\theta_3 = 0$  and  $\theta_2$  makes one turn. In this case, the argument doesn't change because of triangle inequality,  $|l_2| < |l_1| + |l_3|$  and

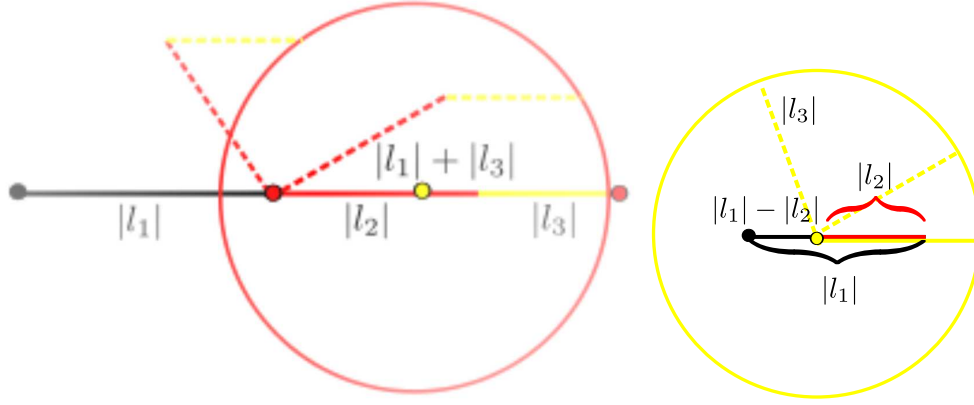


Figure 7: For  $\theta_1 = 0$  fixed, the movement on a torus  $\mathbb{T}^2$  corresponding to the circle  $\{\theta_3 = 0\}$  is described by the picture on the left. The second joint makes a circle movement: in this case the end of the system makes a circle movement as well, and this is a circle with the center  $|l_1| + |l_3|$  and radius  $l_2$ . One can easily notice that this circle can't contain 0 if the triangle inequality  $|l_2| < |l_1| + |l_3|$  holds. The picture on the right describes the increment of the argument along the circle  $\{\theta_2 = \pi\}$ : analogously, the end of the system moves along the circle with the center  $|l_1| - |l_2|$  and radius  $l_3$ . In this case, on the contrary, this circle contains 0.

the turning second vector will never get around 0 if the first and the third one are pointing in one direction, see Figure 7. Analogously,  $\beta_3 = 1$  because the argument changes by  $2\pi$  when the third interval is making one turn and the second is fixed, pointing in the direction  $\theta_2 = \pi$ . Hence the time average of the regular part of Lagrange form is equal to  $\beta_{\text{reg}}[\omega_2, \omega_3] = \omega_3$ .

**Step 2. Calculate the time average of the dipolar part.** Consider a path  $\gamma$  connecting the points  $A$  and  $B$  that is chosen on the Figure 8 and contained in the disk where the dipolar form is non-zero. Note that all the paths inside this disk joining  $A$  and  $B$  are homotopic (as paths with fixed extremities). The important observation is that the time average of the dipolar form is equal to the flux of the vector field  $X$  through this path. The intuition behind this statement is that the argument of  $\arg z(t)$  changes by  $2\pi$  (grows or diminishes in dependence of the direction) only if the trajectory  $z(t)$  crosses the path between  $A$  and  $B$ . A formal argument is the following.

Consider a rectangle which is obtained from  $\gamma$  when pushing with  $T^\varepsilon$ , see Figure 9. The flux is the air of this rectangle. We can apply the ergodic theorem to this rectangle (since its boundary has measure zero) to get that the flux of  $X$  is equal to the time average of dipolar form almost everywhere. To get that the needed limit exists everywhere (and not almost everywhere), we can use the fact that the linear flow on the torus is equicontinuous (and even more, it preserves distances). The points which are close to each other will meet the rectangle  $R$  in close points (the exceptions exist but are very rare, see Figure 9).

9

What is left is a calculation of the flux of the vector field  $X = [\omega_2, \omega_3]$  through  $\gamma$ . On the first segment of the path when  $\theta_3$  remains constant and equal to  $\pi - \alpha_2$ , the flux depends only on the vertical component of the field (2),  $\omega_3$ . The trajectories of  $X$  are transverse to the path and intersect it from the left to the right, so the flux on this interval of the path is equal to  $-\frac{2\pi - 2\alpha_3}{2\pi}\omega_3$ . Analogously, the flux through the vertical component of the path is equal to  $\frac{2\alpha_2}{2\pi}\omega_2$ .

**Step 3. Sum them up.** By adding up the evaluations of  $\beta_{\text{reg}}$  and  $\beta_{\text{sing}}$ , we obtain:  $\omega =$

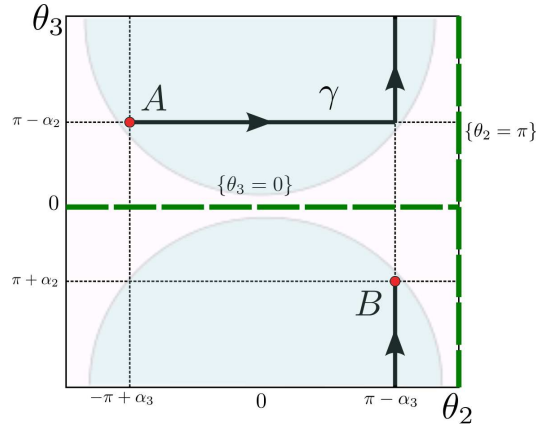


Figure 8: One can choose a path  $\gamma$  connecting the points  $A$  and  $B$  on the two-torus as shown on the picture. This path consists of one horizontal and one vertical part which correspond to the complete rotation of the second joint and then, to the complete rotation of the third joint to reach  $B$  from  $A$ . This path is contained in the disk that was chosen previously for the definition of the dipolar form  $\beta_{\text{sing}}$ . Any path between  $A$  and  $B$  in this disk has the same homotopy type as  $\gamma$ . The flux of the vector field  $X_{\text{red}}$  through this path is equal to the evaluation of  $\beta_{\text{sing}}$  on  $X$ . The circles  $\{\theta_3 = 0\}$  and  $\{\theta_2 = \pi\}$  are chosen as generators of  $H^1(\mathbb{T}^2, \mathbb{R})$  that do not intersect  $\gamma$  in order to define  $\beta_{\text{reg}}$  correctly.

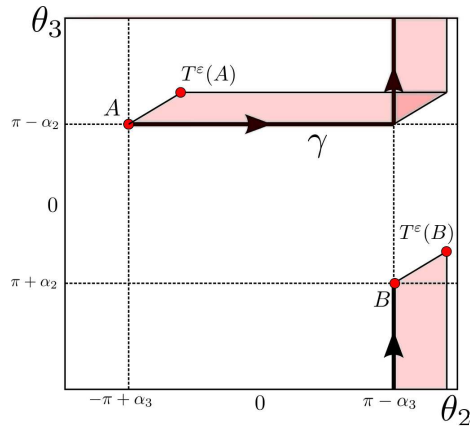


Figure 9: The calculation of the flux of  $X$  through  $\gamma$  is equivalent to the calculation of the area of the rectangle  $R$  defined as a set covered by the trajectories of the flow  $T^t$ .

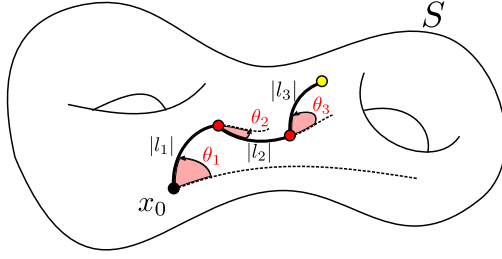


Figure 10: A swiveling arm on the oriented complete surface  $S$  of non-constant curvature.

$\frac{\alpha_2}{\pi}\omega_2 + \frac{\alpha_3}{\pi}\omega_3$  in the case when  $\omega_1 = 0$ . By passing back to the system where  $\omega_1 \neq 0$ , see Lemma 1, we obtain the answer in the general case:

$$\omega = \omega_1 + \frac{\alpha_2}{\pi}(\omega_2 - \omega_1) + \frac{\alpha_3}{\pi}(\omega_3 - \omega_1) = \sum_{j=1}^3 \frac{\alpha_j}{\pi}\omega_j.$$

□

## 4 Non-zero curvature.

Lagrange problem can be considered on any riemannian surface  $S$  which is *oriented* (in order to define the angular velocities and rotations) and *complete* (in order to be able to connect the points on this surface by geodesic paths).

Indeed, let us fix some  $x_0 \in S$  and fix  $l_j \in \mathbb{C}$ ,  $\omega_j \in \mathbb{R}_+$ ,  $j = 1, \dots, N$  and  $\boldsymbol{\theta}^{(0)} = (\theta_1^{(0)}, \dots, \theta_N^{(0)}) \in \mathbb{T}^N$ . We will define the dynamics of a swiveling arm of type  $(l_1, \dots, l_N)$  based at  $x_0$  under the flow of the vector field (2) given by  $\omega_j$  with the initial condition defined by  $\boldsymbol{\theta}^{(0)}$ . Let us proceed as follows.

Choose an angle coordinate on the fiber of unitary tangent bundle  $T_{x_0}^1 \cong \mathbb{S}^1$ . Consider a geodesic interval of length  $|l_1|$  coming out from  $x$  in the direction equal to  $\arg l_1 + \theta_1^{(0)} + \omega_1 t$ . Then in its endpoint  $x_1$  the circle  $T_{x_1}^1 S$  has a privileged point (corresponding to the continuation of the movement along the geodesic). Then, one can define a geodesic interval of length  $|l_2|$  emanating from  $x_1 \in S$  in the direction equal to  $\arg l_2 + \theta_2^{(0)} + \omega_2 t$  counted from this privileged point and so on. The ending point  $x_n$  of such a construction is called the end of the swiveling arm of type  $(l_1, \dots, l_N)$  on the riemannian surface  $S$  at time  $t$  under the flow of the vector field (2). This ending point defines a curve  $z(t) : \mathbb{R}_+ \rightarrow S$ . See Figure 10.

**Definition.** Suppose that there exists a complex chart on the surface  $S$  such that the curve  $\{z(t) | t \in \mathbb{R}\}$  is contained in a bounded ball  $B(x_0, R)$ . *The Lagrange problem on the oriented and complete surface  $S$*  is a study of the existence of the limit (3) in this chart as well as its value as a function of  $l_j \in \mathbb{C}$ ,  $\omega_j \in \mathbb{R}$  and initial condition  $\boldsymbol{\theta}^{(0)}$ .

**Remark.** If the lengths  $|l_j|$ ,  $j = 1, \dots, N$  are small enough then a complex chart in the definition of the Lagrange problem on  $S$  exists.

### 4.1 Redefining the angles and constant curvature Lagrange problem.

Note that there is an important difference between the definition of the Lagrange problem on a general surface we have given above and the definition of Lagrange problem on the plane given in

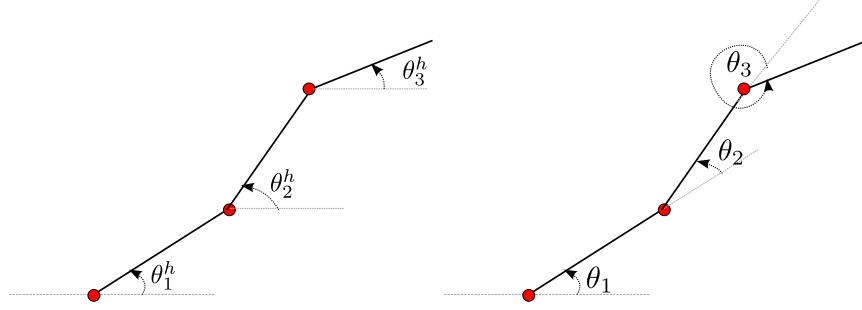


Figure 11: Different ways to define the coordinates  $\theta_j \in \mathbb{S}^1, j = 1, \dots, N$ : on the left, with respect to the common horizontal direction, and on the right, with respect to the previous joint.

Subsection 1.2. Indeed, the plane has a specialty of having a globally defined horizontal direction and the angles  $\theta_j$  for the Lagrange problem on the plane are measured with respect to this direction. Since on the general surface a choice of such a direction is impossible, the angle coordinates  $\theta_j$  of the swiveling arm are measured with respect to the positions of previous joints, see Figure 10. For the euclidian plane these two sets of coordinates are related in an obvious way by a linear transformation.

**Proposition 2.** *Consider a swiveling arm on  $\mathbb{R}^2$  with  $N$  joints . Suppose that  $(\theta_1^h, \dots, \theta_N^h) \in \mathbb{T}^N$  are the angles that the joints make with the horizontal direction and  $(\theta_1, \dots, \theta_N) \in \mathbb{T}^N$  are the angles that the joints make with the direction of the previous joint in the system. Then those two sets are related by following linear relations:*

$$\begin{pmatrix} \theta_1 \\ \theta_2 \\ \vdots \\ \vdots \\ \theta_N \end{pmatrix} = \begin{pmatrix} 1 & 0 & 0 & \dots & 0 \\ 1 & -1 & 0 & \dots & 0 \\ \vdots & \vdots & \ddots & \ddots & \vdots \\ 0 & 1 & -1 & \dots & 0 \\ 0 & 0 & \dots & 1 & -1 \end{pmatrix} \begin{pmatrix} \theta_1^h \\ \theta_2^h \\ \vdots \\ \vdots \\ \theta_N^h \end{pmatrix} \quad \text{and its inverse} \quad \begin{pmatrix} \theta_1^h \\ \theta_2^h \\ \vdots \\ \vdots \\ \theta_N^h \end{pmatrix} = \begin{pmatrix} 1 & 0 & 0 & \dots & 0 \\ 1 & 1 & 0 & \dots & 0 \\ \vdots & \vdots & \ddots & \ddots & \vdots \\ 1 & 1 & 1 & \dots & 0 \\ 1 & 1 & \dots & 1 & 1 \end{pmatrix} \begin{pmatrix} \theta_1 \\ \theta_2 \\ \vdots \\ \vdots \\ \theta_N \end{pmatrix}.$$

Consequently, if one replaces the coordinates  $\theta_j^h$  by the coordinates  $\theta_j$ , the resulting limit velocity in Theorem 1 is equal to

$$\omega = \frac{\alpha_1}{\pi} \omega_1 + \frac{\alpha_2}{\pi} (\omega_1 + \omega_2) + \frac{\alpha_3}{\pi} (\omega_1 + \omega_2 + \omega_3) = \omega_1 + \omega_2 \frac{\alpha_2 + \alpha_3}{\pi} + \omega_3 \frac{\alpha_3}{\pi}.$$

*Proof.* Straightforward, see Figure 11. □

**Theorem 3.** *Consider a Lagrange problem on a constant curvature surface  $S$  which is either the sphere  $\mathbb{S}^2$  of radius  $R, R > 0$  or the hyperbolic plane  $\mathbb{H}^2$  for  $N = 3$ . For a swiveling arm with  $N = 3$  joints of type  $(l_1, l_2, l_3)$  based a some point  $x_0 \in S$  and the flow of vector field (2) suppose the following:*

1.  $|l_j|, j = 1, 2, 3$  satisfy all three strict triangle inequalities,
2.  $\omega_1, \omega_2, \omega_3 \in \mathbb{R}_+$  are rationally independent.

In the case  $S = \mathbb{S}^2$  suppose in addition that  $\sum_{j=1}^3 |l_j| < \pi R$ .

Then, there exists a triangle  $\Delta$  on  $S$  with the lengths of sides equal to  $|l_j|, j = 1, 2, 3$ . Denote its angles correspondingly  $\alpha_j, j = 1, 2, 3$  (its angles are uniquely defined by the lengths of its sides). Then, the asymptotic angular velocity  $\omega$  exists and is equal to

$$\omega = \omega_1 + \frac{\pi - \alpha_1}{\pi} \omega_2 + \frac{\alpha_3}{\pi} \omega_3. \quad (15)$$

**Remark.** The result of this Theorem can be rewritten in the terms of the area  $A$  of the triangle  $\Delta$ . Indeed, the formula (15) is equivalent to

$$\omega = \omega_1 + \frac{\alpha_2 + \alpha_3 \pm A}{\pi} \omega_2 + \frac{\alpha_3}{\pi} \omega_3. \quad (16)$$

for the hyperbolic ( $+A$ ) and spherical ( $-A$ ) cases.

Note that the answer given by (15) is a general answer for all constant curvature geometries, see Proposition 2 for the euclidian case.

*Proof.* We can suppose that  $\omega_1 = 0$  since the argument of Lemma 1 still works for spherical and hyperbolic geometry in which Lagrange problem has rotational symmetry. Consider a movement of the swiveling arm in the reduced vector field  $\omega_2 \frac{\partial}{\partial \theta_2} + \omega_3 \frac{\partial}{\partial \theta_3}$ . Here  $\theta_j$  are the new coordinates defined in the beginning of this Section corresponding to the angles between the direction of a joint number  $j$  and the direction of a previous joint in a swiveling arm.

Here we will simply repeat the proof of Theorem 1 from Subsection 3.2 modulo some minor changes. All the notions are defined analogously: Lagrangian 1-form  $\beta$ , its regular and singular (dipolar) parts,  $\beta_{\text{reg}}$  and  $\beta_{\text{sing}}$ . The only difference is that the coordinates  $\theta_j, j = 2, 3$  on the torus  $\mathbb{T}^2$  are not the same as before (see Figure 11) so one has to recalculate the evaluations of  $\beta_{\text{sing}}$  and  $\beta_{\text{reg}}$  but the geometrical essence of the argument doesn't change.

Note that if the lengths of the joints verify three strict triangle inequalities and if, in the case  $S = \mathbb{S}^2$ , the sum of the lengths is smaller than the distance between the north and south poles, there exists a triangle with the sides of lengths  $|l_j|$ , uniquely defined up to isometry. We denote  $\alpha_j$  its angles. Then, the coordinates of singularities of  $\beta$  change : we replace the Figure 5 by the Figure 12. One can see that now the singularities have the following coordinates:  $A(-\pi + \alpha_3, -\pi + \alpha_1)$  and  $B(\pi - \alpha_3, \pi - \alpha_1)$ . A path  $\gamma$  from  $A$  to  $B$  is chosen in a way shown on the Figure 13 (analogue of Figure 8).

Then, the evaluation of Lagrange 1-form is a sum of the evaluations of singular and regular parts, the evaluation of a singular part will give

$$- \frac{2\pi - 2\alpha_3}{2\pi} \omega_3 - \frac{2\alpha_1}{2\pi} \omega_2. \quad (17)$$

The regular part with constant coefficients can be written as  $\beta_{\text{reg}} = \beta_2 d\tilde{\theta}_2 + \beta_3 d\tilde{\theta}_3$  and by calculating its periods, one obtains  $\beta_2 = \beta_3 = 1$ .

By adding the evaluations of  $\beta_{\text{reg}}, \beta_{\text{sing}}$  and  $\omega_1$  (which signifies the returning back to the initial system where the first joint turns), one gets the final answer. □

## 4.2 Non-constant curvature and kite property.

In this Subsection we will solve the Lagrange problem on a *non-constant* curvature surface  $S$  for a swiveling arm with 3 joints based at some point  $x_0 \in S$ .

The two main obstructions for the argument that we elaborated for the constant curvature case are the following:



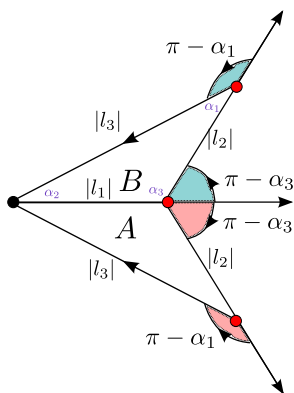


Figure 12: Two positions corresponding to the singular points  $A, B$  of the dipolar form  $\beta_{\text{sing}}$  (and, accordingly, Lagrange form  $\beta$ ) on  $S = \mathbb{H}^2$  (or  $S = \mathbb{S}^2$ ). These positions correspond to a swiveling arm that closes up into a triangle with the sides of lengths  $|l_j|, j = 1, 2, 3$  and the angles of values  $\alpha_j, j = 1, 2, 3$ . This permits to calculate the coordinates of  $A, B$  which are defined as angles between the present direction of the joint and the positive direction of the previous joint. We suppose that the coordinate is growing when the angle changes counterclockwise.

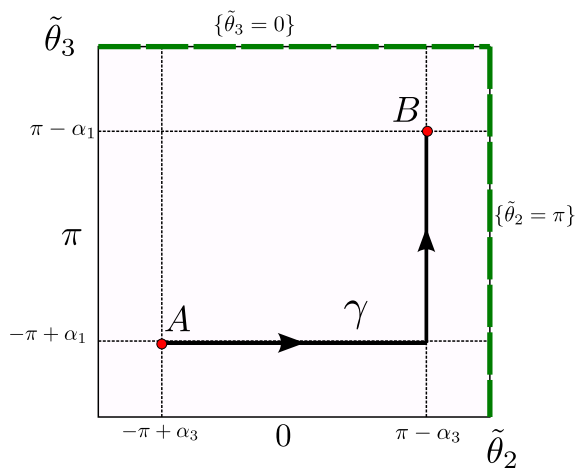


Figure 13: A path of integration  $\gamma$  for a singular part  $\beta_{\text{sing}}$  of Lagrange form. The green paths  $\{\tilde{\theta}_3 = 0\}$  and  $\tilde{\theta}_2 = \pi$  are useful for the calculation of the periods of the regular part  $\beta_{\text{reg}}$  of Lagrangian 1-form.

1. The geometry on the arbitrary riemannian surface  $S$  is not isotropic : for a fixed base point  $x_0$  the geometry in different directions in  $T_{x_0}^1 S$  varies. This means that it won't be possible to restrict ourselves to the case  $\omega_1 = 0$  since the Lagrange problem doesn't have a rotational symmetry.
2. For three positive numbers  $|l_1|, |l_2|, |l_3|$  that satisfy all three of the strict triangle inequalities there is no guaranty that the triangles with such lengths of sides are all isometric, and hence, have the same angles. And, moreover, if one fixes a position  $I \subset S, x_0$  of a first joint on the surface  $S$ , one doesn't guaranty that there are only two positions of a swiveling arm that closes up in a triangle with one of the sides coinciding with  $I$  as on Figures 5 and 12.

We were able to overcome the first obstruction by considering the Lagrange form as a form on  $\mathbb{T}^3$  and not on  $\mathbb{T}^2$  as before. The second one is much trickier and we restrict ourselves to the case when it doesn't cause any problems: in the case when the lengths of the joints are small enough.

**Definition** (Kite property for the oriented and complete surface  $S$ .) Fix a triple of three positive numbers  $(|l_1|, |l_2|, |l_3|) \in \mathbb{R}_+^3$ , verifying all of three strict triangle inequalities. Consider an orientable complete riemannian surface  $S$  with a point  $x_0 \in S$  on it. The surface  $S$  verifies a *kite property* in the point  $x_0 \in S$  for the triple  $(|l_1|, |l_2|, |l_3|)$  if for any direction  $\varphi \in T_{x_0}^1 S$  there exist two triangles  $\Delta^+$  and  $\Delta^-$  on  $S$  with the sides of lengths  $|l_1|, |l_2|, |l_3|$  such that

- $\Delta^+$  and  $\Delta^-$  have a common vertex in  $x_0$
- For both  $\Delta^+$  and  $\Delta^-$ , the side of length  $|l_2|$  doesn't contain  $x_0$
- $\Delta^+ \cap \Delta^-$  is a segment on the surface of length  $|l_1|$  coinciding with one of the sides of both triangles and this segment lies on a geodesic  $\gamma$  going out from  $x_0$  in the direction  $\varphi$  :  $\gamma(0) = x_0, \dot{\gamma}(0) = \varphi$ .
- The couple of triangles  $(\Delta^+, \Delta^-)$  is a unique couple with the properties listed above.

We fix the notations by saying that  $\Delta^+$  ( $\Delta^-$ , correspondingly) is a triangle which is lying on the left (on the right) from the geodesic associated to  $(x_0, \varphi) \in T_{x_0}^1 S$ .

**Remark.** For the proofs of Theorem 1 and Theorem 3 we use nothing more than a kite property for  $S = \mathbb{R}^2, \mathbb{H}^2$  or  $\mathbb{S}^2$ . On a general surface  $S$  there is no hope for the kite property to hold for any triple of lengths.

**Proposition 3.** Fix a complete oriented riemannian surface  $S$ . Then there exists some constant  $C(S) > 0$  such that  $\forall x_0 \in S$  the kite property for swiveling arms based at  $x_0$  holds for all triples  $l = (|l_1|, |l_2|, |l_3|) \in \mathbb{R}_+^3$  such that their lengths are small enough,  $|l|_\infty = \max_j |l_j| \leq C(S)$ .

*Proof.* This follows from the convexity of small discs: there exists a uniform constant  $C(S) > 0$  such that all the disks of radii smaller than  $C(S)$  are strictly convex, [9]. Take a triple  $(|l_1|, |l_2|, |l_3|)$  in such a way that  $|l|_\infty \leq C$ . Let us fix  $\varphi \in T_{x_0}^1 S$  and construct a unique geodesic  $\gamma$  from the Definition of kite property:  $\gamma(0) = x_0, \dot{\gamma} = \varphi$ . Let  $x_1 := \gamma(|l_1|)$ . Consider two disks :  $B(x_0, |l_3|)$  and  $B(x_1, |l_2|)$ . By convexity, they will intersect in exactly two points, see Figure 15.  $\square$

**Theorem 4.** Consider a Lagrange problem on an arbitrary oriented and complete riemannian surface  $S$  for a swiveling arm with  $N = 3$  joints of type  $(l_1, l_2, l_3)$  based a some point  $x_0 \in S$  and the flow of vector field  $X = \sum_{j=1}^3 \omega_j \frac{\partial}{\partial \theta_j}$ , see (2). Suppose the following:

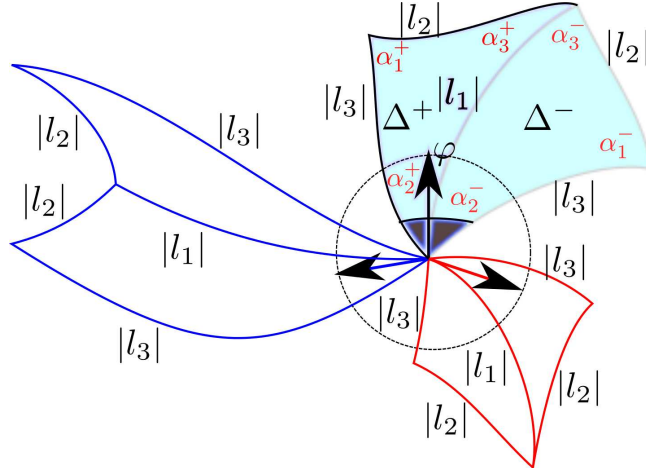


Figure 14: Fix a direction  $\varphi \in T_{x_0}^1 S$  and consider a geodesic ray emanating from  $x_0 \in S$  in this direction. By the  $(|l_1|, |l_2|, |l_3|)$ -kite property of the surface  $S$  in the point  $x_0$ , one can exhibit two triangles  $\Delta^+(\varphi)$  and  $\Delta^-(\varphi)$  glued one to each other along the side of length  $|l_1|$ , forming a kite. These kites change their forms while  $\varphi$  varies in  $T_{x_0}^1$ . For example, their angles depend on  $\varphi$  as well.

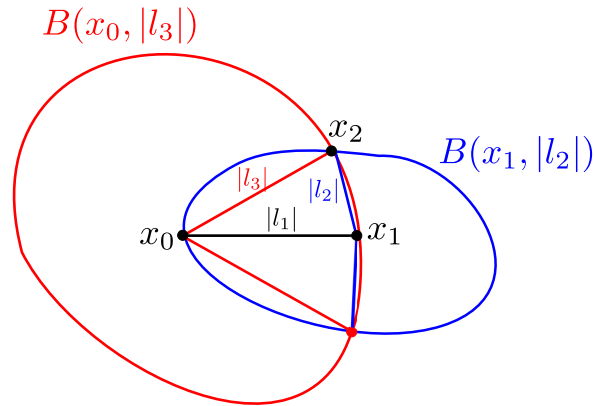


Figure 15: There are two points in the intersection of two circles which are the boundaries of convex balls  $B(x_0, |l_3|)$  and  $B(x_1, |l_2|)$ . These two points correspond to the positions of a swiveling arm that closes up into a triangle with the of lengths  $|l_1|, |l_2|, |l_3|$ .

1.  $|l_j|, j = 1, 2, 3$  satisfy all three strict triangle inequalities
2.  $|l|_\infty := \max_j(|l_j|) \leq C(S, x_0)$  where  $C$  is a constant from Proposition 3
3.  $\omega_1, \omega_2, \omega_3 \in \mathbb{R}_+$  are rationally independent.

Then, for any  $\varphi \in T_{x_0}^1 S$  there exist the triangles  $\Delta^+(\varphi)$  and  $\Delta^-(\varphi)$  with the properties described above in the definition of kite property. Denote the angles of these triangles correspondingly  $\alpha_1^\pm(\varphi), \alpha_2^\pm(\varphi), \alpha_3^\pm(\varphi)$ .

Then, the asymptotic angular velocity  $\omega$  exists and is equal to

$$\omega = \omega_1 + \omega_2 \frac{\pi - \bar{\alpha}_1}{\pi} + \omega_3 \frac{\bar{\alpha}_3}{\pi},$$

$$\text{where } \bar{\alpha}_j = \frac{\bar{\alpha}_j^+ + \bar{\alpha}_j^-}{2} \text{ and } \bar{\alpha}_j^\pm = \frac{1}{2\pi} \int_{T_{x_0}^1 S} \alpha_j^\pm(\varphi) d\varphi, j = 1, 2, 3.$$

*Proof.* The idea is to adjust the proofs from Subsections 3.2 and 4.1 that dealt with constant curvature to a non-constant curvature case. We will still consider the Lagrange 1-form  $\beta$  and its regular and singular parts  $\beta_{\text{reg}}$  and  $\beta_{\text{sing}}$  but they are now all the 1-forms on  $\mathbb{T}^3$  and not  $\mathbb{T}^2$ . The singular set  $\mathcal{S}$  of  $\beta_{\text{sing}}$  (and, respectfully,  $\beta$ ) has changed: for each plane  $\Pi_\varphi := \{\theta_1 = \varphi \in T_{x_0} S\}$  the intersection of  $\mathcal{S}$  with this plane consists of two points that correspond to the positions of a swiveling arm closing up into a triangle:

$$\mathcal{S} \cap \Pi_\varphi = \{A(\varphi), B(\varphi)\}.$$

These points exist since the kite property holds, see Proposition 3, and their coordinates can be represented as

$$\begin{aligned} A(\varphi) &= (-\pi + \alpha_3^-(\varphi), -\pi + \alpha_1^-(\varphi)), \\ B(\varphi) &= (\pi - \alpha_3^+(\varphi), \pi - \alpha_1^+(\varphi)), \end{aligned}$$

by the same argument as in the proof of Theorem 3. Hence, for small  $|l|_\infty$  the singular set  $\mathcal{S}$  is a union of two circles. The asymptotic velocity  $\omega$  is given by the evaluation  $\beta[X]$  which is the sum of two numbers: the evaluation of the regular part and that of the singular parts. The first one is a space integral and the second one is a flux through a surface with a boundary  $\mathcal{S}$ , i.e. a cylinder, see Figure 16. We will represent it as a union of paths with fixed  $\theta_1$ .

Fix  $\theta_1 = \varphi$ . Since  $\{A(\varphi)|\varphi \in T_{x_0}^1 S\}$  and  $\{B(\varphi)|\varphi \in T_{x_0}^1 S\}$  are two closed circles, the  $\tilde{\theta}_1$ -component of the vector field  $X$  won't give any contribution to the evaluation of a singular part. Then, the flux is calculated exactly as in 17. Taking into account that  $\alpha^+(\varphi) \neq \alpha^-(\varphi)$  we have that the evaluation of  $\beta_{\text{sing}}$  on the vector field  $X$  for  $\theta_1 = \varphi$  gives

$$-\frac{2\pi - \alpha_3^+(\varphi) - \alpha_3^-(\varphi)}{2\pi} \omega_3 - \frac{\alpha_1^+(\varphi) + \alpha_1^-(\varphi)}{2\pi} \omega_2.$$

By integration over  $T_{x_0}^1 S$ , we obtain

$$\beta_{\text{sing}}[X] = -\frac{\pi - \bar{\alpha}_3}{\pi} \omega_3 - \frac{\bar{\alpha}_1}{\pi} \omega_2.$$

The evaluation of the regular part  $\beta_{\text{reg}} = \beta_1 d\tilde{\theta}_1 + \beta_2 d\tilde{\theta}_2 + \beta_3 d\tilde{\theta}_3, \beta_1, \beta_2, \beta_3 \in \mathbb{R}$  is given by its periods  $\beta_1, \beta_2, \beta_3$  that we can calculate by integrating  $\beta_{\text{reg}}$  on three circles: correspondingly,  $\{(\varphi, \pi, 0)|\varphi \in \mathbb{S}^1\}, \{(0, \varphi, 0)|\varphi \in \mathbb{S}^1\}$  and  $\{(0, \pi, \varphi)|\varphi \in \mathbb{S}^1\}$ .

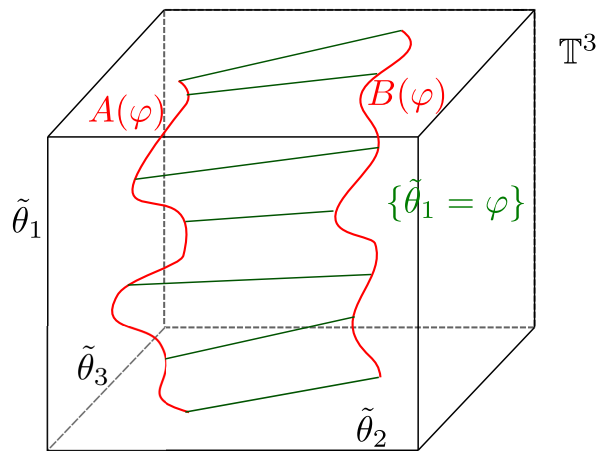


Figure 16: This figure represents a fundamental domain of the torus  $\mathbb{T}^3$ . The evaluation of  $\beta_{\text{sing}}$  is equal to the flux of  $X$  through the surface of the cylinder foliated by intervals  $\theta_1 = \text{const}$ .

Each one of these circles is disjoint from the cylinder of singularities, Moreover, there is a torus containing this cylinder disjoint from these three circles. This is clear for the two last paths since  $\theta_1 = \text{const}$  and this follows from the 2-dimensional pictures drawn before, see for example Figure 13. The first circle neither doesn't intersect the cylinder since this corresponds to a degenerate position that is never approached by continuous curves  $\{A(\varphi)\}$  and  $\{B(\varphi)\}$ ,  $\varphi \in T_{x_0}^1 S$ . One can easily see that in all of three cases,  $\beta_j = 1, j = 1, 2, 3$  and hence  $\beta_{\text{reg}}[X] = \omega_1 + \omega_2 + \omega_3$ . By summing up two contributions we get the final answer.  $\square$

**Remark.** In the conditions of Theorem 4 we ask the lengths of the joints to be small enough: this is equivalent to consider a swiveling arm on the surface with a curvature close to constant.

### Acknowledgments.

I am very grateful to Anatoly Stepin for the question and Étienne Ghys for fruitful discussions. I thank dearly Bruno Sevenec for taking the time to read the preliminary version of this document with enthusiasm and giving lots of nice suggestions. The principal part of this work was accomplished when I was a graduate student at the UMPA laboratory at École Normale Supérieure de Lyon. I thank dearly my reporters, François Beguin and Alain Chenciner for their pertinent remarks. During the period of the work on this project, I was supported by the LABEX MILYON (ANR-10-LABX-0070) of Université de Lyon, within the program "Investissements d'Avenir" (ANR-11-IDEX-0007) operated by the French National Research Agency (ANR). I am also supported by a personal grant l'Oréal-UNESCO for Women in Science 2016.

## References

- [1] P. Bohl *Über ein in der Theorie der säkularen Störungen vorkommendes Problem*, J. reine angew. Math. **135**, pp. 189–283 (1909)
- [2] B.Jessen *Some Aspects of the theory of almost periodic functions*, ICM (1954)
- [3] B. Jessen and H. Tornehave, Mean motions and zeros of almost periodic functions, Acta Math. **77**, pp. 137–279 (1945)

- [4] P. Hartman, E. R. Van Kampen, A. Wintner *Mean Motions and Distribution Functions*, Amer. J. Math. **59**:2, pp.261–269 (1937)
- [5] J.-C. Hausmann *Sur la topologie des bras articulés*, Algebraic Topology Poznań, Lecture Notes in Mathematics, pp. 146–159
- [6] J.-C. Hausmann *Contrôle des bras articulés et transformations de Möbius*, L'Enseignement Mathématique **51**, pp.87–115 (2005)
- [7] I.P. Kornfeld, G. Sinai Ya, S.V. Fomin *Ergodic Theory*, Springer (1982)
- [8] Joseph-Louis Lagrange, Théorie des variations séculaires des éléments des planètes, I, II, *Nouveaux Mémoires de l'Académie de Berlin*, **5**, (1781, 1782)
- [9] T. Sakai, *Riemannian Geometry*, Amer. Math. Society (1996)
- [10] H. Weyl *Mean Motion*, Amer. J. Math. **60**, pp. 889-896 (1938)