

Market Efficiency and Price Stabilization Policy in Interwar Osaka-Dojima Rice Exchange

Mikio Ito^a, Kiyotaka Maeda^b and Akihiko Noda^{c*}

^a *Faculty of Economics, Keio University, 2-15-45 Mita, Minato-ku, Tokyo 108-8345, Japan*

^b *Faculty of Economics, Seinan Gakuin University, 6-2-92 Nishijin, Sawara-ku Fukuoka 814-8511, Japan*

^c *Faculty of Economics, Kyoto Sangyo University, Motoyama, Kamigamo, Kita-ku, Kyoto 603-8555, Japan*

^d *Keio Economic Observatory, Keio University, 2-15-45 Mita, Minato-ku, Tokyo 108-8345, Japan*

This Version: April 24, 2017

Abstract: We investigate how and to what extent the Japanese government intervened in the rice futures market in Osaka during the interwar period, from the late 1910s to 1939, using a time-varying AR model. We found the two facts by featuring the time-varying nature of the market efficiency. First, the intervention with discretionary power disrupted the rice market and reduced market efficiency in the exchange under the Rice Law in 1921 than the following second case. Second, the market remained efficient while traders pondered seasonally patterned interventions of the government based on the Rice Control Law established in 1933. When the government obtained the discretionary power to operate the policy regarding commodity market, the market efficiency often reduced. Conversely, even if the government implemented a large intervention, the market efficiency improved when the government's discretionary power was controlled by the law.

Keywords: Rice Futures Market; Market Efficiency; Time-Varying AR Model; Price Stabilization Policy.

JEL Classification Numbers: N25; G13; C22.

*Corresponding Author. E-mail: noda@cc.kyoto-su.ac.jp, Tel: +81-75-705-1510, Fax: +81-75-705-3227.

1 Introduction

Economic historians have investigated how and to what extent each country's government intervened in the commodity market and industry. Being interested in the nature of the interventions into the market, we investigate the relationship between market efficiency of the Osaka-Dojima Rice Exchange and the Japanese government intervention in rice distributions by directly buying and selling rice. In general, government interventions in any markets would distort price mechanism and cause some inefficient allocation of goods and funds. We show that if the government interventions in the exchange were patterned and easy to be expected, the rice prices in the exchange reflected them and its market efficiency did not reduce. Many governments of the countries that have their own colonies had strengthened their interventions from the WWI.

During the WWI, the European countries raised their tariffs, and introduced the quantitative restrictions on trade and the system of import licenses. Despite the agreement that the international community removed the restriction in the Genoa Conference of 1922, any countries did not abolish their import prohibitions after the war (see Kindleberger (1989); Findlay and O'Rourke (2007, pp.443–446)). Consequently, these countries could not ensure free trade in the 1920s. In addition, the government tightened policies for domestic industry and trade in the end of the 1920s. The Great Depression of 1929 impacted heavily on economic policies all over the world. From the depression, the government restricted foreign trade to protect the domestic industry. For example, the US government enacted the Smoot-Hawley Tariff Act to perform the tariff protection in 1930 (see Eichengreen and Temin (2003)). The protection policies divided the world economy into blocks, and major countries depended on their colonial trading for supply of foods and raw materials during interwar period. These economic structure and policy in Japan were no exception in the same period.

Japan won the First Japanese-Sino War from 1894 to 1895, and Taiwan became the first Japanese colony. From the war, Japan expanded its territory by colonizing parts of the East Asia and Southeast Asia, and it became a unique Asian country which possessed colony. At the same period, Japanese economy grew rapidly, and industrialization and urbanization progressed. As a result, Japan suffered from a food shortage. Accordingly, the Japanese colonies such as Taiwan and Korea supplied the food crops to the home islands of Japan. Furthermore, the Japanese colonies also provided industrial resources to the home islands from the early 1930s when the world economy transformed to the block economy (see Francks (2015, pp.82–85)). The characteristic feature of the Japanese colonies was the geographical proximity to the metropole. In fact, the geographical distance between the metropole and the colony in Japan was closer than that of European countries. Consequently, Japan depended on its colonial trading to a greater extent than European countries and formed its block economy in East Asia (see Okubo (2007) and Hori (2009)). In this block economy, rice was the main item which imported from the Japanese colonies to the home islands.

In Japan, rice had been a staple food since ancient times and had been a listed good in the commodity exchange since the seventeenth century. The Tokugawa Shogunate began to govern all over Japan in 1603 and uniformed a metrology system and improved transportation infrastructure which connected between cities and farming villages. These

changes made it possible for merchants to transport and trade in bulk, and rice traders also increased their size of transaction. However, they significantly faced price volatility risk of rice. Consequently, the Shogunate certified the *Dojima Kome Kaisho* (the Osaka-Dojima Rice Exchange) in 1730. From the same year to the 1930s before the Second World War in Japan, rice was a representative listed good in the futures market. In fact, there were 37 exchanges in 1930, and rice was traded in 25 exchanges including 19 exchanges which specialized in rice trading (see Ministry of Commerce and Industry (1931, pp.4–5)). Accordingly, the rice policy had great significance for not only food supply policy but also commodity market policy. Especially, rice occupied an important position of price stabilization policy. Before the WWII, price fluctuation of rice strongly affected the change in general prices. Actually, 13 percent of the weight of the Tokyo Wholesale Price Index in the 1933 Base was the price of rice (see Bank of Japan, Research and Statistics Department (1987, p.40)). Therefore, the Japanese government had implemented the rice policy. In particular, the government strengthened its rice policy from the 1920s when Japan consolidated its block economy in East Asia.

During the WWI, Japan experienced industrialization and urbanization and sent its troops to Siberia. Under this situation, traders anticipated a rise in rice prices and cornered in the rice spot market. As a result, rice prices increased rapidly, and *Kome Sodo* (the rice riots) occurred nationwide in 1918. Reflecting on the disruption from the riot, the government strengthened its rice policy to adjust the balance of rice supply and demand. There were two characteristic points in the rice policy during interwar period in Japan.

First, the government compensated the rice shortage in the home islands of Japan with the imports of colonial rice. For instance, the Governor-General of Korea implemented *Sanmai Zoshoku Keikaku* (the Plan to Increase in Rice Yield in Korea) to increase in the volume of Korean rice production in 1920 (see Yi (2015, pp.104–114)). The Governor-General of Korea mentioned this plan, “The purposes of the plan were to provide rice to Korean people whose demand of rice increases, to improve the lives of Korean farmers, and to resolve food shortage in the Japanese sphere of influence” (see Governor-General of Korea (1922, p.5)).

Second, the Japanese government directly bought and sold rice in the spot market to adjust the balance of rice supply and demand in the home islands of Japan. Concretely, the government established the Rice Law and the Rice Control Law in 1921 and 1933, respectively. We have much literature for this point. Based on Ohuchi (1950) and Suzuki (1974) which clarify the decision-making process of the rice policy, Kawahigashi (1990) asserts that the rice policy reconciled conflicting interests between landowners and industrial factory owners. Tama (2013) examines that the government purchase of rice encouraged fiercer competition between brands of rice from the 1920s. On the other hand, some literature focuses on the relationship between the rice policy and rice market exists. Mochida (1970) mentions that the rice policy which suppressed the price volatility of rice triggered declines in the rice futures market. Omameuda (1993) examines that the strengthening of rice policy caused to split the Ministry of Agriculture and Commerce into the Ministry of Agriculture and Forestry and the Ministry of Commerce and Industry in 1925. This fact suggests the main purpose of rice policy during interwar period in Japan as follows.

Since the rice price fluctuation strongly affected the general prices, rise in rice price caused inflation. On the other hand, this inflation was accompanied with an increase in the production of rice, and agriculture officials in the Ministry of Agriculture and Commerce considered this situation desirable. In contrast, economic officials in the same ministry considered the opposite situation desirable; drop in rice price reduced inflation and the rice production volume. This confrontation between agriculture officials and economic officials caused to split the Ministry of Agriculture and Commerce; the Ministry of Agriculture and Forestry conducted the rice policy from 1925. These facts suggest that the government paid more attention to the control of rice price rather than the stabilization of general price-level change. In short, the rice policy was intended simply to control the rice price. However, much literature insists that the government intervention in market generally causes reduction of the market efficiency.

Regarding government interventions, we focus on government's directly buying and selling rice that would affect the efficiency of the rice futures markets in interwar Japan. Considering the government's action to be added into an information set of market participants, one can apply a test of semi-strong efficiency in the line of Fama (1970). Since Hansen and Hodrick (1980) formalized a method for testing both weak and semi-strong forms of efficiency in foreign exchange markets, some studies in the context of a semi-strong form of efficiency have examined whether the rate of return is affected by some factors other than the lagged rates. For example, Frenkel (1980) examines the foreign exchange market efficiency under floating systems under semi-strong settings. By regressing the forecast error to other markets' forecast errors. Goss (1987) studies whether Australian wool futures prices reflect available information including government actions. Chance (1985) studies how the inflation announcement would affect the treasury bond futures market efficiency by using an event study and a dummy variable regression.

However, some literature indicates that the rice futures market was efficient during interwar period when the Japanese government often intervened. Shizume (2011) asserts that the rice futures market in Tokyo succeeded in providing a fine index of the expected price of physical rice from the late 1920s to the late 1930s. Using a non-Bayesian time-varying VAR model, Ito et al. (2014, 2016a) investigates the time-varying market efficiency of the rice market from 1881 to 1932, and it examines that the efficiency of the rice market improved in the 1920s. Conversely, Ito et al. (2014, 2016a) mainly focuses on how an increase in rice imports from the Japanese colonies affected the price formation of rice in the home islands of Japan, and it does not discuss the relationship between a change in the rice policy and the time-varying market efficiency of rice sufficiently. Consequently, any literature does not investigate the time-varying efficiency of the rice market in the 1930s when the Japanese government highly strengthened its rice policy.

This paper studies how and to what extent the government interventions in the Osaka-Dojima Rice Exchange affected its market efficiency over time periods, from 1914 to 1939. During the period, the government's controls over price and distributions of rice were unceasingly strengthened. In particular, after Japan erupted into the Second Japanese-Sino War in 1937, the control appeared in an extreme form: the government ordered all exchanges to suspend futures trading in 1939 because of the wartime price control. The two reasons why we focus on the Osaka-Dojima Rice Exchange are as follows.

First, the Osaka-Dojima Rice Exchange was the largest of the exchanges which special-

ized in rice trading in Japan. In fact, annual commission revenue from rice transactions of the Osaka-Dojima Rice Exchange was 900,766 yen while that of the second-largest rice exchange, the Nagoya Rice Exchange, was 165,366 yen in 1930 (see Ministry of Commerce and Industry (1931, pp.4–5, 9–10)). Second, the Osaka-Dojima Rice Exchange was the largest exchange in western Japan. Osaka was the central market of rice in western Japan, and western Japan was located near the Japanese colonies which provided rice to the home islands of Japan. As a result, the colonial rice occupied the central position in the rice spot market in Osaka (see Ito et al. (2014)). This fact suggests that the rice policy regarding the colonial rice imports heavily affected the rice market in western Japan. Therefore, focusing on the Osaka-Dojima Rice Exchange, we precisely examine that the interrelation between the strengthening of rice policy and a change in the efficiency of the rice market.

This paper is organized as follows. Section 2 provides a brief historical review on Japanese policy of rice price stabilization from the WWI. Section 3 presents our method to study market efficiency varying over time based on, Ito et al. (2016b) model. Section 4 describes our daily dataset, covering the futures prices in the Osaka-Dojima Rice Exchange, and presents preliminary unit root test results. Section 5 shows our empirical results using the time-varying AR models and discuss the relation between the changing government’s rice policy and time-varying market efficiency. Section 6 concludes.

2 Historical Review on Policy of Rice Price Stabilization in Interwar Japan

Since the 1890s, Japan had suffered from a shortage of rice because of rapidly increasing rice demand. Especially, the Japan’s shortage became more serious after the Russo-Japanese War from 1904 to 1905 along with its urbanization and industrialization (see Omameuda (1993, pp.60–63, 80–83)). Accordingly, the Japanese government implemented two countermeasures to suppress increasing rice prices due to the shortage. First, the Ministry of Agriculture and Commerce forced the exchanges to accept imported rice as a deliverable in 1912. This order increased the supply of deliverable rice in the exchanges to decline futures prices (see Ito et al. (2016a)). Second, the Governor-General of Korea promoted japonica rice cropping in Korea. Imported rice including Korean rice had been indica variety while Japan’s domestic rice was japonica variety; the former had differences in texture and taste from the latter. As a result, rice consumers in the home islands of Japan regarded Korean rice as an alternative grain. Under this situation, the second policy shrank the above quality differences between domestic and Korean rice (see Tohata and Okawa (1939, pp.322–326)). Nevertheless, the rice prices in Japan shot up in the late 1910s.

During the WWI, the Japanese government sent its troops to Siberia in 1918. This military action caused the speculative holding-off by rice traders who anticipated a rise in rice prices. The rice prices actually shot up, and the nationwide riots, *kome-sodo* (the rice riots), occurred in the same year. Accordingly, the Ministry of Agriculture and Commerce attempted to improve the policy regarding controls of both the price and the balance between supply and demand of rice. In 1920, the government consulted the *Rinji*

Zaisei Keizai Chosakai (Extraordinary Economic and Finance Council) on the policy. In the next year, the Council recommended it to introduce a new system to adjust the balance of rice supply-and-demand, and the government enforced the *Beikoku Ho* (Rice Law) in April 1921 (see Kawahigashi (1990, pp.100–145)).

The Rice Law enabled the government to implement two countermeasures to control the balance between supply and demand of rice. Concretely, the government was able to trade rice in the spot market and alter import duty on foreign rice. As a result, the Ministry of Agriculture and Commerce could suppress an increase in the rice prices by selling physical rice and reduction of the import duty. However, the Rice Law did not allow the government to intervene in the spot market to control the rice prices. Consequently, the government could not conduct price-keeping operations with rice when Japan experienced rich harvest of rice (see Omameuda (1993, pp.198–202)). Accordingly, the government revised the Rice Law to keep the rice prices in March 1925.

The amended Rice Law enabled the government to intervene in the spot market to control the rice prices. However, the government failed to keep the rice prices when the prices fell down because it could not prevent the Korean rice imports from increasing. According to the amended Rice Law, the colonial rice including Korean rice was exempt from the control of import duty. Under the circumstances, whenever the government bought the rice in the spot market to keep the prices, rice traders in Korea, who anticipated an increase in rice prices by the government intervention, sent Korean rice to the home islands of Japan. As a result, the imports of Korean rice increased when the government conducted price-keeping operations, and the government failed to keep the prices (see Hishimoto (1938, pp.728–729)). Accordingly, the Japanese government abolished the amended Rice Law and enforced the *Beikoku Tosei Ho* (Rice Control Law) in October 1933.

The government established the Rice Control Law to suppress the seasonal fluctuation of rice distribution. Concretely, the law required the government to set a price range by deciding maximum and minimum prices of rice in each year. If the physical rice prices deviated from the range, the government had to intervene in the spot market to adjust the prices (see Ministry of Agriculture and Forestry, Rice Bureau (1933, pp.4–5)). To put it differently, this law clearly stated the criteria of government intervention. The Rice Law and the amended Rice Law did not state the criteria. Thus, the government was hardly able to declare when it began to buy or sell the physical rice in response to price fluctuation of rice until September 1933. In contrast, even the traders easily expected when the government would intervene in the rice spot market after the establishment of the Rice Control Law. In the same period, the government attempted to strengthen its power to control the rice prices. Accordingly, it enforced the *Beikoku Jichi Kanri Ho* (Rice Self-Management Law) in September 1936 and administered the Rice Control Law and the Rice Self-Management Law from then on (see Tsunoda (1937, pp.3–17)). Concretely, the Rice Self-Management Law required farmers and land owners to organize 25 *Beikoku Tosei Kumiais* (Associations for Management of Rice Distributions) in all corners of the home islands of Japan, Taiwan, and Korea, and these associations stored the rice whose quantity was decided by the government according to the Rice Self-Management Law. When the rice prices deviated from the price range which was the government set according to the Rice Control Law, the Ministry of Agriculture and Forestry could order the

associations not to sell the stored rice. In short, the government successfully controlled the distribution volume of rice when the rice prices declined. However, the government had never prevented the associations from selling the rice (see Ota (1938, pp.845–849)). Consequently, the Rice Self-Management Law did not affect the rice price formation.

From the same period, the Japanese government strengthened its wartime regime and economic regimentation after it opened the war against China in July 1937. The rice trading was influenced by the circumstances. In April 1939, the *Beikoku Haikyu Tosei Ho* (Rice Distribution Control Law) was enforced. The sixth article of the law stated the government prohibited from the rice trading in futures. Accordingly, the government launched into preparations toward the abolishment of rice futures trading. In July of the same year, the government established the exclusive agent, Nihon Beikoku Co., Ltd., which would manage the rice market under the Rice Distribution Control Law. In the next month, the rice exchanges including the Osaka-Dojima Rice Exchange suspended their operations. Finally, Nihon Beikoku launched its operation and the rice traders could buy and sell only in the spot market which Nihon Beikoku managed from October 1939 (see Itagaki (1939, pp.82–121)).

3 The Model

This section provides a brief review of our method, which owes much of Ito et al. (2016b). Applying their multivariate framework to our univariate dataset of rice futures, we obtain the degree of market efficiency of Osaka-Dojima Rice Exchange at each period. Then, we can study some time-varying nature of the market's function.

Suppose that p_t is a price of rice futures at t period. From the argument in the previous section, our main focus is reduced to the condition

$$E[x_t | \mathcal{I}_{t-1}] = 0, \tag{1}$$

where $x_t = \ln p_t - \ln p_{t-1}$. In other words, the time- t expected return given the information set available at $t - 1$ is zero.

When x_t is stationary, by the Wold decomposition we regard the time-series process of x_t as

$$x_t = \phi_0 + \phi_1 u_t + \phi_2 u_{t-1} + \cdots u_t,$$

where $\{u_t\}$ follows an i.i.d. process with the mean of zero, and a variance of σ^2 , $\sum_{i=0}^{\infty} \phi_i^2 < \infty$ with $\phi_0 = 1$. Note that the efficient market hypothesis (EMH) holds if and only if $\phi(L) = 1$. This suggest that how the market deviates from the efficient market reflects the impulse response, a series of $\{u_t\}$'s. In this paper, we shall construct an index based on the impulse response in order to investigate whether the EMH holds for the Osaka-Dojima Rice Exchange.

The easiest way to obtain the impulse response is using an autoregressive (AR) model and algebraically computation of its coefficient estimates. Under some conditions, the return process x of rice futures is invertible. We estimate the following time varying AR(q) model

$$x_t = \alpha_0 + \alpha_1 x_{t-1} + \alpha_2 x_{t-2} + \cdots + \alpha_q x_{t-q} + \varepsilon_t, \tag{2}$$

where ε_t is an error term with $E[\varepsilon_t] = 0$, $E[\varepsilon_t^2] = \sigma^2$, and $E[\varepsilon_t \varepsilon_{t-m}] = 0$ for all $m \neq 0$. Following Ito et al. (2016b), we adopt a following index computed through the AR coefficient as the degree of market efficiency, which is inspired by the long-run multiplier associated with the coefficients. It can be computed by, (see Equation (2.3.26) in Lütkepohl (2005, p.56)),

$$\hat{\phi}_\infty = \frac{1}{1 - \hat{\alpha}_1 - \hat{\alpha}_2 - \dots - \hat{\alpha}_q}, \quad (3)$$

and measures the deviation from efficient market. Note that in the case of efficient market where $\phi_1 = \phi_2 = \dots = 0$ and $\alpha_1 = \alpha_2 = \dots = \alpha_q = 0$, the long-run multiplier ϕ_∞ becomes one; otherwise, ϕ_∞ deviates from one. That is why we call ϕ_∞ the degree of market efficiency. When we find a large deviation of ϕ_∞ from 1 (both positive and negative), we can regard some deviation from one as an evidence of market inefficiency.

Adopting a method developed by Ito et al. (2016b), we estimate AR coefficients at each period in order to obtain the degree defined in Equation (3) at each period. In practice, following their idea, we use a model in which all the AR coefficients, except for the one that corresponds to the intercept term, α_0 , follow independent random walk processes. That is, we suppose

$$\alpha_{l,t} = \alpha_{l,t-1} + v_{l,t}, \quad (l = 1, 2, \dots, q), \quad (4)$$

where $\{v_{l,t}\}$ satisfies $E[v_{l,t}] = 0$, $E[v_{l,t}^2] = \sigma^2$ and $E[v_{l,t} v_{l,t-m}] = 0$ for all l and $m \neq 0$. Ito et al.'s (2016b) method allows us to estimate the time-varying AR (TV-AR) model:

$$x_t = \alpha_0 + \alpha_1 x_{t-1} + \alpha_2 x_{t-2} + \dots + \alpha_q x_{t-q} + \varepsilon_t, \quad (5)$$

together with Equation (4).

In order to conduct statistical inference on our time-varying degree of market efficiency, we apply a residual bootstrap technique to the TV-AR model above. In practice, we build a set of bootstrap samples of the TV-AR estimates under the hypothesis that all the TV-AR coefficients are zero. This procedure provides us with a (simulated) distribution of the estimated TV-AR coefficients assuming the rice futures return processes are generated under the efficient market hypothesis. Then, we can compute the corresponding distributions of the impulse response and degree of market efficiency. Finally, by using confidence bands derived from such simulated distributions, we conduct statistical inference on our estimates and detect periods when the Osaka-Dojima rice exchange experienced market inefficiency.

4 Data

In this paper, we conduct a dataset of daily rice futures prices in the Osaka-Dojima Rice Exchange from September 1, 1914 through August 25, 1939. For the rice futures data in the Osaka-Dojima Rice Exchange, we utilize weighted average daily values for three contract months is available: a nearby contract (one month), a second nearest contract (two months), and a deferred contract (three months). The dataset consists of a

primary source in *Monthly Reports on Osaka-Dojima Rice Exchange*.¹ Our dataset ignores Sunday, different national holidays and regular exchange closings. For missing values due to irregular holidays by imperial events and temporary exchange closings because of natural catastrophe or casualty, we fill in with values obtained by spline interpolation. And we take the first difference of the natural log of rice futures prices to compute the ex-post returns.

For our estimations, all variables that appear in the moment conditions should be stationary. To confirm whether the variables satisfy the stationarity condition, we apply the Elliott et al.'s (1996) augmented Dickey-Fuller generalized least squares (ADF-GLS) test. We employ the modified Bayesian information criterion (MBIC) instead of the modified Akaike information criterion (MAIC) to select the optimal lag length. This is because, from the estimated coefficient of the detrended series, $\hat{\psi}$, we do not find the possibility of size-distortions (see Elliott et al. (1996); Ng and Perron (2001)). Table 1 shows the results of the unit root test with descriptive statistics for the data. The ADF-GLS test suggests that all variables do not contain a unit root at the 1% significance level.

(Table 1 around here)

5 Empirical Results

5.1 Preliminary Results

We first assume a time-invariant $AR(q)$ model with constant and employ Schwarz's (1978) Bayesian information criteria (SBIC) to select the optimal lag order in our preliminary estimations. Table 2 summarizes our preliminary results for a time-invariant $AR(q)$ model using the whole sample. In the estimations, we choose first-order autoregressive ($AR(1)$) model except for the case of second nearest contract.

(Table 2 around here)

Table 2 also shows that the cumulative sum of the AR estimates for the case of second nearest contract month is smaller than the other cases. It shows that the second nearest contract month market is the most efficient. This preliminary result does not coincide with Ito et al.'s (2014) time-invariant estimation, which concludes that the deferred contract month market is the most efficient. Noticing this result as well as limited explanation power of time-invariant AR models, we should pay more attention on the time-varying nature of market efficiency of the Osaka-Dojima rice exchange in interwar Japan.

We investigate whether the parameters are constant in the above $AR(q)$ models using Hansen's (1992) parameter constancy test under the random parameters hypothesis. Table 2 also presents the test statistics; we reject the null of constant parameters against the parameter variation as a random walk at the 1% significance level. Therefore, we estimate the time-varying parameters of the above AR models to investigate whether gradual

¹We find the primary source of daily futures prices in the Osaka-Dojima Rice Exchange at Kansai University Library (<http://opac.lib.kansai-u.ac.jp/>) which is located in Osaka, Japan.

changes occur in interwar Osaka-Dojima Rice Exchange. These results suggest that the time-invariant $AR(q)$ model does not apply to our data and that the TV- $AR(q)$ model is a better fit.

From historical view point, the Japanese government enhanced the rice policy during the interwar period as we mentioned in Section 1. This policy potentially affected the price formation of rice since it enabled the government to intervene in the rice market. Accordingly, we estimate the degree of time-varying market efficiency using the TV- AR model in the next subsection.

5.2 *Time-Varying Market Efficiency and Historical Interpretation*

(Figure 1 around here)

Figure 1 shows that the degree of time-varying market efficiency fluctuated over time. Until the early 1920s, the transactions of all contract months were conducted under the almost inefficient market. However, this situation partially changed in the early 1920s. From the early 1920s, the market efficiency regarding the second nearest contract month improved while the nearby and deferred contract months continued to be conducted under inefficiency. Specifically, the second nearest month transaction was conducted under efficiency in the terms as follows: from June 1922 to June 1927, from October 1928 to September 1930, from November 1930 to September 1931, from October 1931 to July 1933, and after November 1933. In brief, as to the second nearest month transaction, the market became nearly efficient after the establishment of the Rice Law in 1921. Finally, it was almost efficient after the establishment of the Rice Control Law in 1933. Accordingly, we discuss two issues on the second nearest month transaction: why the market was more efficient than the markets of any other contract months, and why the efficiency improved after the establishment of the Rice Law and the Rice Control Law. These laws were aimed at adjusting the rice demand-and-supply balance and controlling rice price. Then, we investigate that trends in the futures prices of the second nearest month and the rice supply in interwar Japan.

(Figure 2 around here)

Figure 2 exhibits the futures prices of the second nearest month from 1914 to 1939, and the shadowed area represents periods when the corresponding market was inefficient. The futures prices in the shadowed area fluctuated wildly. The fluctuation of rice prices depended largely on the change in the rice supply since rice was an agricultural commodity. Accordingly, we analyze the volume of rice production and supply.

(Figures 3 and 4 around here)

Figures 3 and 4 present Japan's annual volume of rice production and supply, respectively, from 1914 to 1939. The statistics shown in Figure 4 was calculated by the Ministry of Agriculture and Forestry, and it consisted of initial stock, production, and foreign trade including colonial trade. Consequently, the trend of rice supply was not the same as that of rice production. According to Figure 4, whenever the volume of supply increased or decreased greatly, the corresponding market efficiency regarding the second

nearest month transaction broadly reduced. In particular, whenever the ratio of the supply volume to the five years average volume of supply increased above three percent, the efficiency tended to reduce. However, there were two exceptional cases. First, the market of the second nearest month transaction was always efficient, although the supply volume varied wildly in common with the production volume after the establishment of the Rice Control Law in 1933. Second, the efficiency reduced in 1921 when the supply volume did not differ from the five years average volume of supply.

In summary, when the rice prices varied wildly since the supply volume of rice fluctuated greatly, the market of the second nearest month tended to be inefficient. From the 1910s, the Japanese government attempted to adjust the rice demand-and-supply balance and control the rice price, and it often intervened in the rice market. Accordingly, we investigate the relationships between the inefficient of rice market and the government intervention from the next subsection.

5.2.1 Confusion of the Rice Exchange System in the 1910s

In the 1910s, the time-varying market efficiency regarding the second nearest month reduced from the middle 1916 to the early 1917, and from the late 1917 to the early 1919. Consequently, we will mainly discuss what reduced the efficiency, focusing on these two periods.

From March 1913 to November 1919, the Japanese government forced the rice exchanges to accept the delivery of the imported rice. As Ito et al. (2016a) mention in detail, the government interventions involving the delivery of imported rice often reduced the efficiency of the rice futures markets. In prewar Japan, the sellers in the rice exchanges frequently delivered the physical rice to clear their futures transactions. When they delivered the physical rice, the exchanges basically permitted them to use only domestic rice. In contrast, the delivery rule was changed when the rice supply became insufficient since the industrialization and urbanization progressed in the 1910s. In the same period, the rice price increased rapidly as shown in Figure 2, and the government experimented with suppressing the rice price to change the delivery rule which permitted the sellers to deliver the imported rice such as Taiwanese and Korean rice in the exchanges. However, Taiwanese and Korean rice, a large portion of imported rice in prewar Japan, was different in quality from domestic rice. In this period, Taiwanese and Korean rice was indica variety while domestic rice was japonica variety. Consequently, buyers in the exchanges were liable to obtain the imported rice whose quality was different from the domestic rice, and they significantly faced uncertainty about the rice delivery in the exchanges. This situation caused a disruption in the exchanges in Tokyo and Osaka, and the futures price failed to be a fine index of the expected price of rice in the spot market as Ito et al. (2016a) assert. In fact, Figure 1 show that the transactions of all contract months were conducted under the almost inefficient market until 1919. Specifically, the market efficiency regarding the second nearest month transaction reduced rapidly from the late 1917 to the early 1919.² This circumstance resulted from the following two factors.

²According to Figure 1, the exchange is supposed efficient because the estimated time-varying degree is under the dashed red line from September 1, 1914 to April 13, 1916. However, one cannot jump into the above conclusion because most time-varying models including ours face a stylized problem such that their estimation in the neighbor of the starting value is unreliable.

First, the Ministry of Agriculture and Commerce enforced the *Bori Torishimari Rei* (the Ministerial Ordinance on Anti Excessive Profit) to suppress the rice price on September 1 1917. Under this ministerial ordinance, if a trader cornered or held off selling the commodity to obtain excessive profits, the Minister of Agriculture and Commerce could prohibit him from trading of the commodity. In fact, the Ministry of Agriculture and Commerce punished rice traders for violation of the ministerial ordinance from October 1917 to August 1918. Within this period, the government punished 18 rice traders including nine traders in the Osaka-Dojima Rice Exchange (see Ota (1938, pp.266–269)). However, the Minister of Agriculture and Commerce did not clearly state the criteria of conflict with the ministerial ordinance, and rice traders could not expect how the government would regulate them. Consequently, the rice traders in the exchanges feared the punishment by the government, and refrained from the dealing. In fact, during period spanning June through November, the total trading volume in the Osaka-Dojima Rice Exchange decreased from 55 million *koku* in 1916 to 50 million *koku* in 1917 (see Osaka-Dojima Rice Exchange (1916a, p.21) and Osaka-Dojima Rice Exchange (1917a, p.25)). The Osaka-Dojima Rice Exchange mentioned this situation, “After the government punished the rice buyers in the Osaka-Dojima Rice Exchange according to the Ministerial Ordinance on Anti Excessive Profit, the traders were thrown into some confusion. Consequently, the buyers refrained from the dealing, and the rice futures price fell down.”³ That is, when the rice price increased, the buyers in the Osaka-Dojima Rice Exchange could not trade freely since they were scared of the punishment according to the ministerial ordinance. As a result, the Osaka-Dojima Rice Exchange could not collect the information on rice demand sufficiently, and the market efficiency reduced.

Second factor was the suspension of the futures trading in the exchange. In 1918, the Ministry of Agriculture and Commerce condemned the rice futures as the gambling to raise the rice price. Then, the government forbade the rice futures trading in Osaka in April and from July to August.

(Figure 5 around here)

Figure 5 shows that the days of the suspending transactions in the Osaka-Dojima Rice Exchange from 1914 to 1939. According to Figure 5, the futures trading in the exchange was suspended frequently in 1918. This suspension of the trading caused the situation that the exchange could not collect information on supply and demand of rice sufficiently. Furthermore, the Ministry of Agriculture and Commerce inspected the Osaka-Dojima Rice Exchange, and checked all the traders’ account books in June 1918. This inspection also suppressed the rice futures trading since the buyers were scared of the punishment by the government (see Osaka-Dojima Rice Exchange (1918a, p.11)).

The two factors above interrupted the exchange to collect the information on supply and demand of rice, and reduced the efficiency of the futures market in the Osaka-Dojima Rice Exchange (see Figure 1). However, the rice price decreased in the early 1919 (see Figure 2), and the government eased the regulation of the rice futures trading. In fact, the government did not punish the traders for violation of the ministerial ordinance from September 1918, and the days of the suspending transactions decreased drastically in 1919 (see Figure 5). As a result, the market efficiency improved temporarily in the middle 1919.

³See Osaka-Dojima Rice Exchange (1918b) for detail.

5.2.2 Rice Futures in the aftermath of the establishment of the Rice Law in 1921

From the late 1920 to the early 1922, the time-varying market efficiency regarding the second nearest month reduced while that of the nearest month improved temporarily. On the other hand, the market of the deferred contract month transaction continued to be inefficient from the early 1920s. In short, the situation of futures transaction in Osaka changed in the early 1920s.

In September 1920, the Ministry of Agriculture and Commerce felt the necessity to adjust rice supply and demand fundamentally, and began to design the Rice Law in secret (Yasushi Hasumi Memorial Association (1967, p.73)). In the next month, *Yomiuri Shimbun* (Yomiuri Newspaper) reported that the Japanese government planned to establish the Rice Law.⁴ At the same period, the traders expected that the government would intervene in the rice spot market. In 1920, the production and supply volume of rice increased, and the rice price declined (see Figures 2, 3, and 4). Accordingly, the traders suspected that the government attempted to prevent the rice price from declining. In fact, the semi-annual report of the Osaka-Dojima Rice Exchange mentioned, “Although the rice supply exceeded, the rice price increased as the government has prepared the Rice Law. The traders suspected that the government intervened in the rice spot market (see Osaka-Dojima Rice Exchange (1921a, p.7)).” The traders’ expectation about the government intervention interrupted the process of price formation. The information on the supply and demand of rice did not directly reflected in the futures price. As a result, the market efficiency reduced from the late 1920.

In April 1921, the Rice Law was established. The establishment of the Rice Law caused the fluctuation of the market efficiency. According to Figure 1, in the aftermath of the establishment of the Rice Law, the time-varying market efficiency regarding the nearby month transaction improved temporarily while the markets of other months transactions were inefficient. This situation resulted from the fact that the traders guarded against the government intervention under the Rice Law. Kai Irie, the bureaucrat of the Ministry of Agriculture and Commerce, stated that the traders paid close attention to the government’s trading in the rice spot market (Association (1961, p.71)). In April 1921, *Yomiuri Shimbun* mentioned, “The traders expect that the government will buy the rice in early summer, and the price of the deferred contract month increases.”⁵ That is, the traders attempted to expect when the government intervened in the rice market, and their expectation affected the price formation in the exchange. Nevertheless, the traders could not expect accurately when the government would buy or sell the rice in the spot market. Accordingly, the rice traders in the exchange shortened their trading cycles. In fact, the trading volume of the nearby contract month increased while that of the second nearest and deferred contract months decreased.

In April and May, the total trading volume of the nearby month was 1.0 million *roku* in 1921 while that in the same months in 1920 was 0.6 million *roku*. On the other hand, in April and May from 1920 to 1921, the total trading volume of the second nearest month decreased from 2.8 million *roku* to 2.4 million *roku*, and that of the deferred month also decreased from 5.8 million *roku* to 5.2 million *roku* (see Ministry of Agriculture and

⁴See *Yomiuri Shimbun* (1920) for detail.

⁵See *Yomiuri Shimbun* (1921b) for detail.

Forestry, Rice Bureau (1935)). In brief, the traders in the exchange shifted from the longer contract to the shorter contract. Under this situation, some rice traders asserted that the government should buy and sell the rice in the exchange. For example, Toyokichi Uehara was a manager of Shibusawa Shoten, one of the largest rice traders in Tokyo, and he stated, “The government has to buy the rice in the exchange.” Uehara asserted that the government should trade the rice of the nearest contract month and it should be delivered physical rice in the exchange.⁶ That is, Uehara recognized that if the government traded in the exchange under the Rice Law, the futures price of the nearby month was affected by the government’s trading. He attempted to draw the government into the rice futures market. This Uehara’s plan suggests that the rice traders regarded the nearby month transaction as a means of hedging price volatility risk after the establishment of the Rice Law. As a result, the market efficiency regarding the nearby contract month improved while the markets of other months transactions were inefficient. Furthermore, the trading of noise trader also reduced the market efficiency regarding the second nearest and deferred months transactions until the early 1922.

In 1921, both the rice production and supply volumes decreased (see Figures 3 and 4). Under this situation, Sadakichi Ishii, one of the largest traders in the Osaka-Dojima Rice Exchange, expected that the rice price increased rapidly, and cornered the rice in the exchange. In fact, the trading volume of the second nearest and deferred months transactions in the Osaka-Dojima Rice Exchange increased rapidly. From September to December in 1921, the total trading volumes of the second nearest and deferred months were 8.2 million *koku* and 28.1 million *koku* while those from September to December in 1920 were 6.7 million *koku* and 21.3 million *koku*, respectively. In December 1921, the trading volume of all contract months reached a record high in history of the Osaka-Dojima Rice Exchange (see Ministry of Agriculture and Forestry, Rice Bureau (1935)). In 1921, the Osaka-Dojima Rice Exchange reported, “In November, the rice stocks in the city of Osaka increase, and we can read a sign of decrease in the rice price. However, the buyers in the exchange continue to buy the rice in bulk (see Osaka-Dojima Rice Exchange (1921b, p.7)).” Consequently, the rice price actually increased. Although the rice supply volume in 1921 was more than that in 1918, the rice price in 1921 was higher than that in 1918 (see Figures 2 and 4). However, the rice price began to decrease in December 1921. Nevertheless, Ishii did not abandon buying, while other traders restrained trade in the exchange since they expected that the Minister of Agriculture and Commerce prohibited them from trading of the commodity according to the Ministerial Ordinance on Anti Excessive Profit (see Osaka-Dojima Rice Exchange (1921c)). That is, the traders except Ishii could not trade freely as in the case from 1917 to 1918. As a result, the Osaka-Dojima Rice Exchange could not collect the information on rice demand, and the market efficiency reduced. Finally, Ishii became bankrupt in February 1922 (see Ministry of Agriculture and Forestry, Rice Bureau (1935)). This fact suggested that a noise trader withdrew from the rice futures market in the early 1922. At the same period, the time-varying efficiency of the futures market in the Osaka-Dojima Rice Exchange fluctuated drastically.

In the early 1922, the market efficiency regarding the nearby contract month reduced. In contrast, the market efficiency regarding the second nearest contract month improved

⁶See Yomiuri Shimbun (1921a) for detail.

while the deferred month transaction continued to be conducted under inefficient market (see Figure 1). This transformation of the market resulted from the operation of the Rice Law. The Rice Law allowed the government to buy and sell in the rice spot market to adjust the balance of rice supply and demand. On the other hand, the government could not flexibly intervene in the rice market to control the rice price since it always intervened in the market only after estimating the supply and demand of rice (see Omameuda (1993, pp.198–201)). In fact, the Ministry of Agriculture and Commerce intervened in the rice spot market only three times from April 1921 to March 1922 (see Ministry of Agriculture and Forestry, Food Control Bureau (1944, pp.54–55)). That is, the government could not suppress the rice price, although the rice cropping was poor in 1921. In a year after the establishment of the Rice Law, the rice traders also recognized that the government could not flexibly intervene in the rice market. Consequently, the nearby month transaction turned back to the situation as well as before the establishment of the Rice Law, and the market efficiency reduced. Furthermore, the deferred month transaction also continued to be conducted under inefficient market from the 1920s. The government announced its intervention in the rice market about only a few week before the buying. For example, in 1921, the Ministry of Agriculture and Commerce announced its purchase on May 25, and it began to buy the rice on June 10 (see Ministry of Agriculture and Forestry, Food Control Bureau (1944, pp.54–55)). This situation resulted from the fact that the Rice Law did not clearly state the criteria of government intervention. In fact, Yasushi Hasumi, a head of Agricultural Policy Division, Agricultural Bureau, Ministry of Agriculture and Forestry from 1927 to 1929, mentioned in 1933.

“The government had often traded in the rice spot market of adjust the rice demand-and-supply balance. However there were no criteria of the intervention. Consequently, it was difficult for us to declare that when we began to trade rice in response to price fluctuation of rice.”⁷

Accordingly, anyone could not forecast the government purchase over three months, and the deferred month transaction was not preferable for the rice traders to hedge price volatility risk. In fact, from the late 1910s to the late 1920s, the ratio of the deferred month trading volume to the total trading volume in the Osaka-Dojima Rice Exchange decreased from 73% to 62% (see Ministry of Agriculture and Forestry, Rice Bureau (1935)). That is, the role of the deferred contract month transaction in the exchange was reduced. In contrast, the market efficiency regarding the second nearest month improved from the early 1922. This improvement also resulted from the operation of the Rice Law.

Under the Rice Law, the price of government purchase was determined by reference to the price of second nearest contract month in futures. The details of government purchase were determined by the *Beikoku Inukai* (Rice Committee). The Rice Committee decided the place, volume, price, and timing of the government purchase. Especially, whenever the government bought the physical rice in Osaka, the Rice Committee determined the purchase price by reference to the latest weekly average prices of middle quality rice in the spot market and the second nearest contract month in the futures market in Osaka (see Hasumi (1957, pp.6–7)). Accordingly, the price of the second nearest month reflected

⁷See Ota (1938) for detail.

information and expectation on the government purchase, and it became an index price of rice under the Rice Law.

5.2.3 Rice Futures under the Rice Law

From the middle 1920s to the establishment of the Rice Control Law in 1933, the time-varying market efficiency regarding the second nearest month reduced for the periods as follows: from the middle 1927 to the late 1928, in the late 1930, and in the late 1931. These reduction of the efficiency resulted from the government purchase of rice under the Rice Law.

(Figure 6 around here)

Figure 6 shows that the volume of the government's buying and selling of rice in the spot market from 1914 to 1939. According to Figure 6, we find two facts as follows. First, whenever the market of the second nearest month was conducted under the inefficient market until 1932, the government bought or sold rice in bulk. Second, although the government intervened, the efficiency regarding the second nearest month did not reduce in 1929 and 1932. Consequently, we will mainly discuss the relationship between the reduction of the time-varying market efficiency and the government interventions, focusing on these two points.

In 1927, the volume of rice production and supply increased rapidly. Especially, the volume of rice supply was the largest after the introduction of the Rice Law (see Figures 3 and 4). Accordingly, the government bought a large amount of rice to prevent rice prices from falling in the late 1927 (see Figure 6). This government intervention reduced the efficiency of the futures market, however, it failed to prevent rice prices from declining since the volume of rice imported from Korea increased in 1927 (see Figures 1 and 2).

The Japanese government issued *Beikoku Shoken* (Rice Bill) to raise a fund for purchase of rice under the Rice Law, and it issued 56,683,460 yen of the Rice Bill in 1927. In the same year, the annual average price of physical rice was 35.23 yen per *koku* (see Ministry of Agriculture and Forestry, Agricultural Bureau (1932, p.88)). Accordingly, the government could buy 1,608,954 *koku* of rice, and the volume of the government's buying reached a ceiling in 1927 (see Figure 6). This ceiling on the buying was 2.6% of the rice production in the year. If the volume of rice production decreased by 2.6%, percentage change of the production volume from the average year would be 1.1% in 1927 (see Ministry of Agriculture and Commerce, Food Control Bureau (1944, pp.52–53)). This supposition suggests that the government had the ability to avoid falling rice price in 1927. However, the rice farmers in Korea also experienced abundant crops, and the rice import from Korea increased rapidly in the same year. In fact, its volume amounted to 7,068,709 *koku* while the corresponding past five years average of Korean rice imports was 4,709,055 *koku* from 1922 to 1926 (see Ministry of Agriculture and Commerce, Food Control Bureau (1944, pp.52–53)). As the rice import from Korea increased by 50.1%, the domestic rice supply also increased in 1927 (see Figure 4). Under this situation, the government failed to avoid falling rice price; the rice price in Japan declined rapidly in 1927. Accordingly, the Japanese government enforced the Rice Law partially in Korea to constrain the rice imports from foreign countries to Korea in February 1928 (see Ota

(1938, pp.396–397)). This amendment of the Rice Law had a potential impact on supply and demand of rice in Osaka.

In the 1920s, a large portion of rice cropped in Korea was exported to the home islands of Japan; rice consumers in Korea basically bought foreign rice since the Korean rice was more expensive than the rice imported from foreign countries. On the other hand, rice supply in Osaka depended heavily on the Korean rice imports. In 1927, the monthly average volume of Korean rice stocks was 237,120 *roku* while that of domestic rice stocks was 123,706 *roku* in Osaka (see Osaka-Dojima Rice Exchange (1927b)). Under this situation, import restriction on rice from Korea decreased the amount of Korean rice in the home islands of Japan (see Omameuda (1993, pp.234–251)). Consequently, rice traders expected that the amendment of the Rice Law caused the increase in rice price in Osaka. The Osaka-Dojima Rice Exchange reported in 1928, “From January, most traders in the exchange expected that the government would enforce the Rice Law in Korea. As a result, the trade in futures becomes active, and the rice price increases.”⁸ In fact, from March 7 to August 31 in 1928, the Governor-General of Korea operated the import license system of foreign rice in Korea (see Hasumi (1957, p.88)). As a result, the price difference between domestic rice and Korean shrank in 1928. In the Osaka rice spot market, the ratio of Korean rice price to the price of domestic one decreased from 91.9% in 1928 to 90.6% in 1927 (see Hishimoto (1938, pp.609-611)). The Rice Committee also reported in July 1928, “The government constrains the rice imports in the Japanese colonies, and the price of colonial rice increases while the price of domestic rice decreases in the home islands of Japan. As a result, the price difference between domestic rice and imported rice is shrinking.”⁹ This situation affected the price formation in the Osaka-Dojima Rice Exchange since the traders in the exchange often delivered the Korean rice to clear their transactions. In fact, 20.3% of the delivered rice in the Osaka-Dojima Rice Exchange was the Korean rice in 1928 (see Osaka-Dojima Rice Exchange (1928b)). That is, the price trend of the deliverable commodity was different from that of the trading commodity in the exchange. This difference disrupted the futures transaction, and the efficiency reduced in the middle 1928.

In the late 1928, the sellers in the Tokyo Rice Exchange hammered the market. In particular, the futures transaction in Tokyo was confused in October 1928. The buyers and sellers in the Tokyo Rice Exchange could trade only eight days in the month since the exchange suspended trading to avoid confusion in the market (see Tokyo Rice Exchange (1928, p.3)). As a result, the sellers and buyers temporarily traded in futures in Osaka as substitute for in Tokyo. In fact, the volume of the second nearest contract month transactions in the Osaka-Dojima Rice Exchange amounted to 2,517,800 *roku* in October 1928 while the corresponding volume in the same month a year ago was 1,751,300 *roku* (see Ministry of Agriculture and Forestry, Rice Bureau (1935)). The Osaka-Dojima Rice Exchange reported, “As soon as the Tokyo Rice Exchange suspended trading, the traders all over Japan began to trade in the Osaka-Dojima Rice Exchange. As a result, the rice price shot up.”¹⁰ Consequently, in the late 1928, information that the Tokyo Rice Exchange had dealt in usual was temporarily distributed in the Osaka-Dojima Rice Ex-

⁸See Osaka-Dojima Rice Exchange (1928a, p.7) for detail.

⁹See Hasumi (1957, p.88) for detail.

¹⁰See Osaka-Dojima Rice Exchange (1928b, p.7) for detail.

change. This situation caused the reduction of the efficiency regarding the second nearest contract month.

In 1930, Japan recorded bumper crop of rice, and it led to a dramatic increase in the volume of rice production and supply (see Figures 3 and 4). Accordingly, the government bought the rice in bulk in the spot market to avoid falling rice price in the late 1930 (see Figure 6). Furthermore, the rice price had been suppressed until the late 1931 because of the record harvest in 1930, although Japan experienced poor harvest of rice in the next year (see Figure 2). Under the circumstances, the government intervened in the rice spot market again in the late 1931. These interventions over the two years reduced the efficiency regarding the second nearest contract month as the case in the late 1927. In contrast, the government also intervened in the rice market in 1929 and 1932, however, the market of the second nearest month was conducted under the efficient market. This difference in effects of the government interventions resulted from the difference in means of the interventions. In 1927, 1930, and 1931, the government only bought the rice. On the other hand, the government intervened in the spot market by both buying and selling in 1929 and 1932 (see Figure 6). Therefore, the government interventions in 1927, 1930, and 1931 heavily affected the price formation in the Osaka-Dojima Rice Exchange.

5.2.4 Rice Futures under the Rice Control Law

The Rice Control Law was established in November 1933. This law aimed at controlling the seasonal fluctuation of rice distribution (see Ota (1938, pp.728–729)). The government presented the bill of the Rice Control Law to the Diet in February 1933. Actually, the government attempted to control the seasonal fluctuation of rice distribution before the presenting the bill. On October 4, 1932, the government issued the Imperial Ordinance No.297. This ordinance allowed the government to buy, sell, process, and store the Korean and Taiwanese rice to control distribution volume of imported rice. In fact, the government bought and sold the Korean rice in bulk after the issuance of the Imperial Ordinance. Especially, the government intensively intervened from July to October in 1933, and it sold 275,897 *koku* of Korean rice during the same period (see Ministry of Agriculture and Forestry, Food Control Bureau (1944, pp.71–72)). This intervention caused the decrease in the Korean rice price. The four months average price of Korean rice decreased by 8.7% from March–June to July–October in 1933 while that of domestic rice decreased by 3.4% during the same period (see Bank of Japan, Research and Statistics Department (1987, pp.98–99)). That is, the price trend of Korean rice did not fit with that of domestic rice as the case in 1928. Consequently, the price trend of the deliverable commodity was different from that of the trading commodity in the Osaka-Dojima Rice Exchange. This difference disrupted the futures transaction, and its efficiency reduced in 1933.

From the establishment of the Rice Control Law in November 1933, the market of the second nearest contract month transaction continued to be efficient. This situation resulted from the fact that the Rice Control Law clearly stated the criteria of government intervention. The law required the government to set a price range by deciding maximum and minimum prices of rice in each year (see Ota (1938, p.731)). If the price in the rice spot market denotes from the range, the government had to sell or buy rice to control

the rice price. As a result, the government began to adjust the volume of buying and selling seasonally after the establishment of the Rice Control Law. Figure 7 shows that the monthly average net volumes of government purchase under the Rice Law and the Rice Control Law.

(Figure 7 around here)

According to Figure 7, under the Rice Control Law, the government bought the rice in a harvest season when the rice price declined and sold it in a between-crop season when its price increased. Consequently, the traders could forecast when the government would intervene in the rice spot market. As a result, under the Rice Control Law, the price formation in futures reflected the information on the government interventions. The discretionary of the government intervention reduced, and the efficiency in the futures market improved.

6 Conclusion

This paper argues how and to what extent the Japanese government intervened in the rice futures market in Osaka during the interwar period when many countries' governments strengthened their interventions in markets. Featuring the Japanese government's constant concern about stable distributions of rice from the late 1910s to 1933, we found the two facts. First, the intervention with discretionary power disrupted the rice market and reduced market efficiency in Fama's (1970) sense in the exchange under the Rice Law in 1921 than the following second case. Second, the market remained efficient while traders pondered seasonally patterned interventions of the government based on the Rice Control Law established in 1933.

For the first fact, the Ministry of Agriculture and Commerce enforced the Ministerial Ordinance on Anti Excessive Profit in 1917 to suppress rice prices. However, because the government did not clearly state the criteria of conflict with the ministerial ordinance, rice traders could not expect when and how the government would punish them. Thus, the ordinance hampered rice traders' free trade when rice price increased. As a result, the Osaka-Dojima Rice Exchange failed to collect sufficient information on rice demand to help traders hedge their price risks of rice.

At the same time, the Japanese government intervened in the rice spot markets in the home islands of Japan and colonial Korea under the Rice Law from 1921. The Ministry of Agriculture and Commerce directly bought and sold rice in the spot market to adjust the balance of rice supply and demand on a discretionary basis from 1921. Furthermore, the government enforced the Rice Law partially in Korea to restrict the rice imports from foreign countries in 1928. It obtained the discretionary power to control the rice imports from the colonies, which supplied rice to the home islands of Japan. Consequently, this restriction on rice imports in the Japanese colonies altered the rice supply and demand in the home islands of Japan. These discretionary interventions significantly affected the rice market. However, rice traders could not expect when the government would implement the discretionary interventions. As a result, the rice market failed to form the price which factored the information on future government interventions, and the efficiency of the rice

futures market in the Osaka-Dojima Rice Exchange often reduced. These circumstances drastically changed in 1933.

For the second fact, in 1933, the Japanese government enacted the Rice Control Law to remove the seasonal fluctuation of rice distributions. Under the law, the Ministry of Agriculture and Forestry bought rice in a harvest season when the rice price declined and sold it in a between-crop season when its price increased. That is, the Rice Control Law diminished the government's discretionary power to operate the rice policy because rice traders could expect interventions. Consequently, the rice market could form the price reflecting the future government interventions. The efficiency of the rice futures market in Osaka improved after the establishment of the Rice Control Law, although the volume of purchase and sell by the government increased in the same period.

In brief, when the government obtained the discretionary power to operate the policy regarding commodity market, the market efficiency often reduced. Conversely, even if the government implemented a large intervention, the market efficiency improved when the government's discretionary power was controlled by the law. The discretionary power to operate a policy on the market performed a vital role in determining the market efficiency. The strengthening of policy on the market did not always reduced the market efficiency during interwar period in Japan.

Acknowledgments

We would like to thank Shigehiko Ioku, Kozo Kiyota, Kris Mitchener, Chiaki Moriguchi, Tetsuji Okazaki, Minoru Omameuda, Masato Shizume, Yasuo Takatsuki, and Tatsuma Wada for their helpful comments and suggestions. We would also like to thank seminar and conference participants at Keio University; the Japanese Economics Association 2017 Autumn Meeting; the 86th Annual Conference of the Socio-Economic History Society; and the 92th Annual Conference of the Western Economic Association International for helpful discussions. We also thank the Japan Society for the Promotion of Science for their financial assistance, as provided through the Grant in Aid for Scientific Research Nos.17K03809 (Mikio Ito), 17K03863 (Kiyotaka Maeda), and 15K03542 (Akihiko Noda). All data and programs used for this paper are available on request.

References

- Association, T. R. L. M. (1961), “Beikoku Ho Shiko 40 Shunen Kinen Shi [The 40th Anniversary Memorial Issue of the Rice Law],” Tokyo, Japan.
- Bank of Japan, Research and Statistics Department (1987), “Meiji Iko Oroshiuri Bukka Shisu Tokei [Hundred-Year Statistics of Wholesale Price Indexes in Japan],” Tokyo, Japan.
- Chance, D. M. (1985), “A Semi-Strong Form Test of the Efficiency of the Treasury Bond Futures Market,” *Journal of Futures Markets*, 5, 385–405.
- Eichengreen, B. and Temin, P. (2003), “Afterword: Counterfactual Histories of the Great Depression,” in *The World Economy and National Economies in the Interwar Slump*, ed. Balderston, T., Palgrave Macmillan,, pp. 211–221.
- Elliott, G., Rothenberg, T. J., and Stock, J. H. (1996), “Efficient Tests for an Autoregressive Unit Root,” *Econometrica*, 64, 813–836.
- Fama, E. F. (1970), “Efficient Capital Markets: A Review of Theory and Empirical Work,” *Journal of Finance*, 25, 383–417.
- Findlay, R. and O’Rourke, K. H. (2007), *Power and Plenty: Trade, War, and the World Economy in the Second Millennium*, Princeton University Press.
- Francks, P. (2015), *Japanese Economic Development: Theory and Practice*, Routledge.
- Frenkel, J. A. (1980), “Exchange Rates, Prices and Money: Lessons from the 1920s,” *American Economic Review, Papers and Proceedings*, 70, 235–242.
- Goss, B. A. (1987), “Wool Prices and Publicly Available Information,” *Australian Economic Papers*, 26, 225–236.
- Governor-General of Korea (1922), “Sanmai Zoshoku Keikaku Yoryo [Summary of the Plan to Increase in Rice Yield in Korea],” Keijo (Seoul), Korea under the Japanese Rule.
- Hansen, B. E. (1992), “Testing for Parameter Instability in Linear Models,” *Journal of Policy Modeling*, 14, 517–533.
- Hansen, L. P. and Hodrick, R. J. (1980), “Forward Exchange Rates as Optimal Predictors of Future Spot Rates: An Econometric Analysis,” *Journal of Political Economy*, 88, 829–853.
- Hasumi, Y. (1957), *Shokuryo Seisaku Shiryo Shusei* [Historical Materials on Food Policy], Nihon Shokuryo Kyokai, Tokyo, Japan.
- Hishimoto, C. (1938), *Chosenmai no Kenkyu* [The Study of Korean Rice], Chikura Shobo, Tokyo, Japan.

- Hori, K. (2009), *Higashi Ajia Shihonsyugi Shi Ron* [History of Capitalism in East Asia], Minerva Shobo, Kyoto, Japan.
- Itagaki, T. (1939), *Beikoku Haikyu Tosei Ho Syosetsu* [Explanation of the Rice Distribution Control Law], Noseikyokai Shuppanbu, Tokyo, Japan.
- Ito, M., Maeda, K., and Noda, A. (2014), “The Futures Premium and Rice Market Efficiency in Prewar Japan,” [arXiv:1404.5381], Available at <https://arxiv.org/pdf/1404.5381.pdf>.
- (2016a), “Market Efficiency and Government Interventions in Prewar Japanese Rice Futures Markets,” *Financial History Review*, 23, 325–346.
- Ito, M., Noda, A., and Wada, T. (2016b), “The Evolution of Stock Market Efficiency in the US: A Non-Bayesian Time-Varying Model Approach,” *Applied Economics*, 48, 621–635.
- Kawahigashi, Y. (1990), *Senzen Nihon no Beika Seisakushi Kenkyu* [History of Rice Pricing in Prewar Japan], Minerva Shobo, Kyoto, Japan.
- Kindleberger, C. P. (1989), “Commercial Policy between the Wars,” in *The Cambridge Economic History of Europe*, eds. Mathias, P. and Pollard, S., Cambridge University Press, vol. 8, pp. 161–196.
- Lütkepohl, H. (2005), *New Introduction to Multiple Time Series Analysis*, Springer.
- Ministry of Agriculture and Commerce, Food Control Bureau (1944), “Shokuryo Yoran [Directory of Food],” Tokyo, Japan.
- Ministry of Agriculture and Forestry, Agricultural Bureau (1932), “Beikokuho no Enkaku [History of the Rice Law],” Tokyo, Japan.
- Ministry of Agriculture and Forestry, Food Control Bureau (1944), “Kome Mugi Kankei Hoki [Laws Related to Rice and Barley],” Tokyo, Japan.
- Ministry of Agriculture and Forestry, Rice Bureau (1933), “Beikoku Tosei Ho Shikorei Setsumeimei [Explanation of Order for Enforcement of the Rice Control Law],” Tokyo, Japan.
- (1935), “Osaka Seisan Kome Gengetsu Ichidaihyo [Trading Volume and Price in Osaka-Dojima Rice Exchange],” in *Beikoku Torihikijo Kankei Syorui 3* [Official Documents Recorded the Policies of Rice Exchanges Vol.3], ed. Archives of Tsukuba Office, Agriculture, Forestry and Fisheries Research Council Secretariat, Ministry of Agriculture, Forestry and Fisheries, Tokyo, Japan.
- Ministry of Commerce and Industry (1931), “Torihikijo Ichiran [Summary of Exchanges],” Tokyo, Japan.
- Mochida, K. (1970), *Beikoku Shijo no Tenkai Katei* [The Development of Rice Market], University of Tokyo Press, Tokyo, Japan.

- Newey, W. K. and West, K. D. (1987), “A Simple, Positive Semi-Definite, Heteroskedasticity and Autocorrelation Consistent Covariance Matrix,” *Econometrica*, 55, 703–708.
- Ng, S. and Perron, P. (2001), “Lag Length Selection and the Construction of Unit Root Tests with Good Size and Power,” *Econometrica*, 69, 1519–1554.
- Ohuchi, C. (1950), *Nihon Nogyo no Zaiseigaku* [Finance of Agriculture in Japan], University of Tokyo Press, Tokyo, Japan.
- Okubo, T. (2007), “Trade Bloc Formation in Inter-war Japan.: A Gravity Model Analysis,” *Journal of the Japanese and International Economies*, 21, 214–236.
- Omameuda, M. (1993), *Kindai Nihon no Shokuryo Seisaku* [Food Policy in Modern Japan], Minerva Shobo, Tokyo, Japan.
- Osaka-Dojima Rice Exchange (1914), “Osaka-Dojima Beikoku Torihikijo Geppo [Monthly Report on Osaka-Dojima Rice Exchange],” Osaka, Japan, the issue on September 1914 to the issue on December 1914.
- (1915), “Osaka-Dojima Beikoku Torihikijo Geppo [Monthly Report on Osaka-Dojima Rice Exchange],” Osaka, Japan, the issue on January 1915 to the issue on December 1915.
- (1916a), “Dai 82-kai Eigyo Hokoku [The 82nd Semi-Annual Report on Osaka-Dojima Rice Exchange],” Osaka, Japan.
- (1916b), “Osaka-Dojima Beikoku Torihikijo Geppo [Monthly Report on Osaka-Dojima Rice Exchange],” Osaka, Japan, the issue on January 1916 to the issue on December 1916.
- (1917a), “Dai 84-kai Eigyo Hokoku [The 84th Semi-Annual Report on Osaka-Dojima Rice Exchange],” Osaka, Japan.
- (1917b), “Osaka-Dojima Beikoku Torihikijo Geppo [Monthly Report on Osaka-Dojima Rice Exchange],” Osaka, Japan, the issue on January 1917 to the issue on December 1917.
- (1918a), “Dai 86-kai Eigyo Hokoku [The 86th Semi-Annual Report on Osaka-Dojima Rice Exchange],” Osaka, Japan.
- (1918b), “Osaka-Dojima Beikoku Torihikijo Geppo [Monthly Report on Osaka-Dojima Rice Exchange],” Osaka, Japan, the issue on January 1918 to the issue on December 1918.
- (1919), “Osaka-Dojima Beikoku Torihikijo Geppo [Monthly Report on Osaka-Dojima Rice Exchange],” Osaka, Japan, the issue on January 1919 to the issue on December 1919.

- (1920), “Osaka-Dojima Beikoku Torihikijo Geppo [Monthly Report on Osaka-Dojima Rice Exchange],” Osaka, Japan, the issue on January 1920 to the issue on December 1920.
- (1921a), “Dai 91-kai Eigyo Hokoku [The 91st Semi-Annual Report on Osaka-Dojima Rice Exchange],” Osaka, Japan.
- (1921b), “Dai 92-kai Eigyo Hokoku [The 92nd Semi-Annual Report on Osaka-Dojima Rice Exchange],” Osaka, Japan.
- (1921c), “Osaka-Dojima Beikoku Torihikijo Geppo [Monthly Report on Osaka-Dojima Rice Exchange],” Osaka, Japan, the issue on January 1921 to the issue on December 1921.
- (1922), “Osaka-Dojima Beikoku Torihikijo Geppo [Monthly Report on Osaka-Dojima Rice Exchange],” Osaka, Japan, the issue on January 1922 to the issue on December 1922.
- (1923), “Osaka-Dojima Beikoku Torihikijo Geppo [Monthly Report on Osaka-Dojima Rice Exchange],” Osaka, Japan, the issue on January 1923 to the issue on December 1923.
- (1924), “Osaka-Dojima Beikoku Torihikijo Geppo [Monthly Report on Osaka-Dojima Rice Exchange],” Osaka, Japan, the issue on January 1924 to the issue on December 1924.
- (1925), “Osaka-Dojima Beikoku Torihikijo Geppo [Monthly Report on Osaka-Dojima Rice Exchange],” Osaka, Japan, the issue on January 1925 to the issue on December 1925.
- (1926), “Osaka-Dojima Beikoku Torihikijo Geppo [Monthly Report on Osaka-Dojima Rice Exchange],” Osaka, Japan, the issue on January 1926 to the issue on December 1926.
- (1927a), “Osaka-Dojima Beikoku Torihikijo Geppo [Monthly Report on Osaka-Dojima Rice Exchange],” Osaka, Japan, the issue on January 1927 to the issue on December 1927.
- (1927b), “Osaka-Dojima Beikoku Torihikijo Seisanbu Nenpo [Annual Report of Futures Transaction in 1927],” Osaka, Japan, the issue on January 1927 to the issue on December 1927.
- (1928a), “Osaka-Dojima Beikoku Torihikijo Geppo [Monthly Report on Osaka-Dojima Rice Exchange],” Osaka, Japan, the issue on January 1928 to the issue on December 1928.
- (1928b), “Osaka-Dojima Beikoku Torihikijo Seisanbu Nenpo [Annual Report of Futures Transaction in 1928],” Osaka, Japan, the issue on January 1927 to the issue on December 1927.

- (1929), “Osaka-Dojima Beikoku Torihikijo Geppo [Monthly Report on Osaka-Dojima Rice Exchange],” Osaka, Japan, the issue on January 1929 to the issue on December 1929.
 - (1930), “Osaka-Dojima Beikoku Torihikijo Geppo [Monthly Report on Osaka-Dojima Rice Exchange],” Osaka, Japan, the issue on January 1930 to the issue on December 1930.
 - (1931), “Osaka-Dojima Beikoku Torihikijo Geppo [Monthly Report on Osaka-Dojima Rice Exchange],” Osaka, Japan, the issue on January 1931 to the issue on December 1931.
 - (1932), “Osaka-Dojima Beikoku Torihikijo Geppo [Monthly Report on Osaka-Dojima Rice Exchange],” Osaka, Japan, the issue on January 1932 to the issue on December 1932.
 - (1933), “Osaka-Dojima Beikoku Torihikijo Geppo [Monthly Report on Osaka-Dojima Rice Exchange],” Osaka, Japan, the issue on January 1933 to the issue on December 1933.
 - (1934), “Osaka-Dojima Beikoku Torihikijo Geppo [Monthly Report on Osaka-Dojima Rice Exchange],” Osaka, Japan, the issue on January 1934 to the issue on December 1934.
 - (1935), “Osaka-Dojima Beikoku Torihikijo Geppo [Monthly Report on Osaka-Dojima Rice Exchange],” Osaka, Japan, the issue on January 1935 to the issue on December 1935.
 - (1936), “Osaka-Dojima Beikoku Torihikijo Geppo [Monthly Report on Osaka-Dojima Rice Exchange],” Osaka, Japan, the issue on January 1936 to the issue on December 1936.
 - (1937), “Osaka-Dojima Beikoku Torihikijo Geppo [Monthly Report on Osaka-Dojima Rice Exchange],” Osaka, Japan, the issue on January 1937 to the issue on December 1937.
 - (1938), “Osaka-Dojima Beikoku Torihikijo Geppo [Monthly Report on Osaka-Dojima Rice Exchange],” Osaka, Japan, the issue on January 1938 to the issue on December 1938.
 - (1939), “Osaka-Dojima Beikoku Torihikijo Geppo [Monthly Report on Osaka-Dojima Rice Exchange],” Osaka, Japan, the issue on January 1939 to the issue on August 1939.
- Ota, K. (1938), *Meiji Taisho Showa Beika Seisaku Shi* [Rice Price Policy in the Meiji, Taisho and Showa Eras], Maruyamasha Shoten, Tokyo, Japan.
- Schwarz, G. (1978), “Estimating the Dimension of a Model,” *Annals of Statistics*, 6, 461–464.

- Shizume, M. (2011), “Ryotaisenkanki Nihon ni Okeru Bukka Hendo Yoso no Keisei: Shohin Sakimono Kakaku Deta wo Mochiita Bunseki [Formulation of Expectations in Price Fluctuation in Japan during the Interwar Period: An Analysis Using Commodity Futures Price Data],” *Shakai Keizai Shigaku* [Socio-Economic History], 77, 25–47.
- Suzuki, N. (1974), *Kome: Jiyu to Tosei no Rekishi* [Rice: History of Control of Free Trade], Nihon Keizai Shimbun Sha, Tokyo, Japan.
- Tama, S. (2013), *Kingendai Nihon no Beikoku Shijo to Shokuryo Seisaku* [Rice Markets and Food Policies in Modern Japan], Tsukuba Shobo, Tokyo, Japan.
- Tohata, S. and Okawa, K. (1939), “Chosen Beikoku Keizairon [The Rice Economy of Korea],” in *Beikoku Keizai no Kenkyu* [Study of the Rice Economy], ed. Japan Society for the Promotion of Science, Yuhikaku, Tokyo, Japan, vol. 1, pp. 297–446.
- Tokyo Rice Exchange (1928), “Dai 71-kai Hokoku [The 71st Semi-Annual Report on Tokyo Rice Exchange],” Tokyo, Japan.
- Tsunoda, H. (1937), *Beikoku Jicji Kanri Ho Kaisetsu* [Explanation of the Rice Self-Management Law], Yushudo, Tokyo, Japan.
- Yasushi Hasumi Memorial Association (1967), “Hasumi Yasushi Den [The Biography of Yasushi Hasumi],” Tokyo, Japan.
- Yi, H. (2015), *Shokuminchi Chosen no Kome to Nihon* [Rice in Colonial Korea and Japan], Chuo University Press, Tokyo, Japan.
- Yomiuri Shimbun (1920), “Jyoheiso no Hitsuyo [Necessity of the Adjustment of Rice Supply and Demand],” *Yomiuri Shimbun*, October 13, 1920.
- (1921a), “Beikoku Kaiage Hoho Shiken [Private Opinion on the Government Purchase of the Rice],” *Yomiuri Shimbun*, April 25, 1921.
- (1921b), “Shokyo Shukan [Market Trend in This Week],” *Yomiuri Shimbun*, April 4, 1921.

Table 1: Descriptive Statistics and Unit Root Tests

	Mean	SD	Max	Min	ADF-GLS	Lags	$\hat{\phi}$	\mathcal{N}
$R_{n,t}$	0.0001	0.0126	0.3225	-0.3247	-4.4958	25	0.4313	7411
$R_{sn,t}$	0.0001	0.0119	0.1072	-0.1425	-13.8452	14	0.2166	7411
$R_{d,t}$	0.0001	0.0116	0.1048	-0.0907	-12.0752	15	0.2266	7411

Notes:

- (1) “ADF-GLS” denotes the ADF-GLS test statistics, “Lags” denotes the lag order selected by the MBIC, and “ $\hat{\phi}$ ” denotes the coefficients vector in the GLS detrended series (see equation (6) in Ng and Perron (2001)).
- (2) In computing the ADF-GLS test, a model with a time trend and a constant is assumed. The critical value at the 1% significance level for the ADF-GLS test is “-3.42”.
- (3) “ \mathcal{N} ” denotes the number of observations.
- (4) R version 3.3.3 was used to compute the statistics.

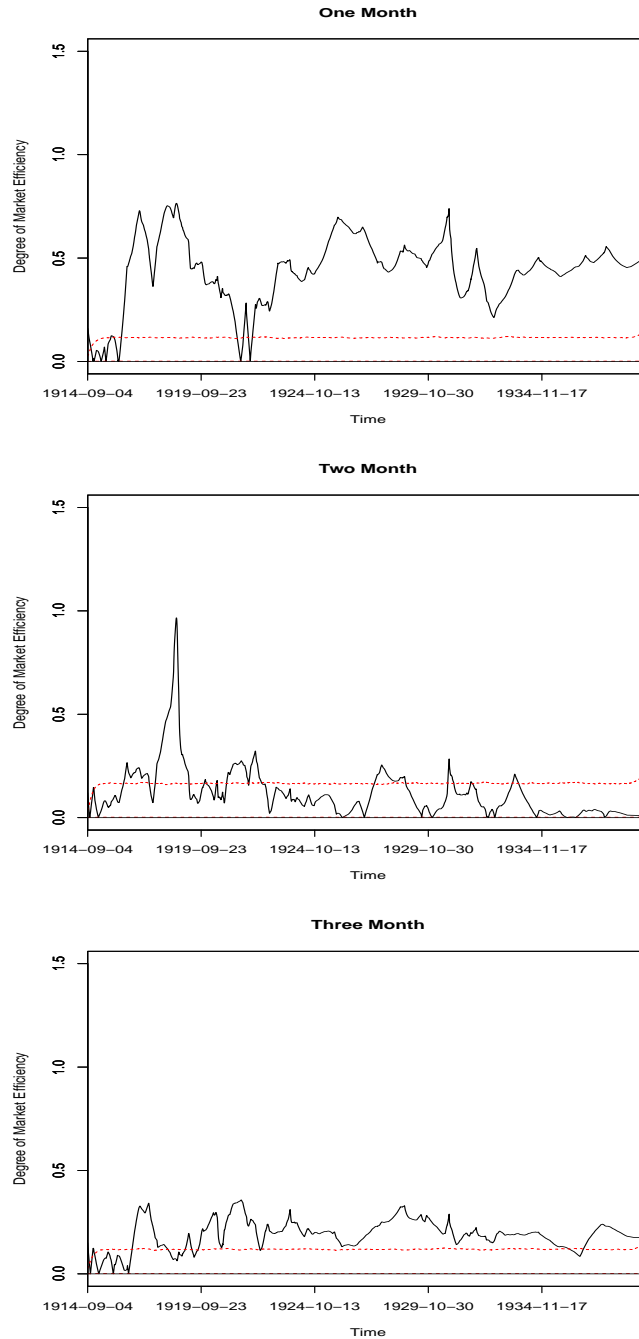
Table 2: Time-Invariant AR Estimations

	<i>Constant</i>	$R_{i,t-1}$	$R_{i,t-2}$	\bar{R}^2	L_C
$R_{n,t}$	0.0001 [0.0001]	0.1413 [0.1092]	- -	0.0197	54.8024
$R_{sn,t}$	0.0001 [0.0001]	0.1606 [0.0202]	-0.0496 [0.0184]	0.0254	244.2671
$R_{d,t}$	0.0001 [0.0001]	0.1373 [0.0235]	- -	0.0186	300.5908

Notes:

- (1) “ $R_{i,t-1}$ ”, “ $R_{i,t-2}$ ”, “ \bar{R}^2 ”, and “ L_C ” denote the AR(1) estimate, the AR(2) estimate, the adjusted R^2 , and the Hansen’s (1992) joint L_C statistic with variance, respectively.
- (2) Newey and West’s (1987) robust standard errors are in brackets.
- (3) R version 3.3.3 was used to compute the estimates and the statistics.

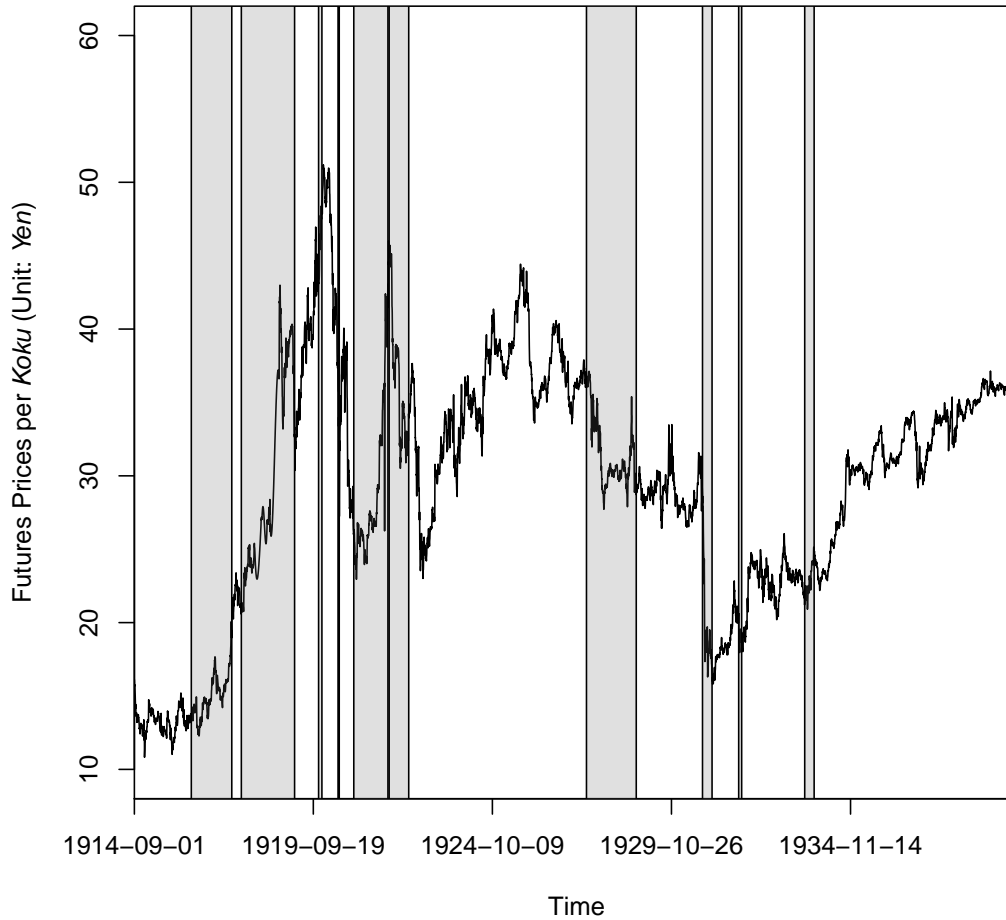
Figure 1: The Time-Varying Degree of Market Efficiency



Notes:

- (1) The dashed red lines represent the 95% confidence bands of the time-varying spectral norm in the case of an efficient market.
- (2) We ran bootstrap sampling 5000 times to calculate the confidence bands.
- (3) R version 3.3.3 was used to compute the estimates.

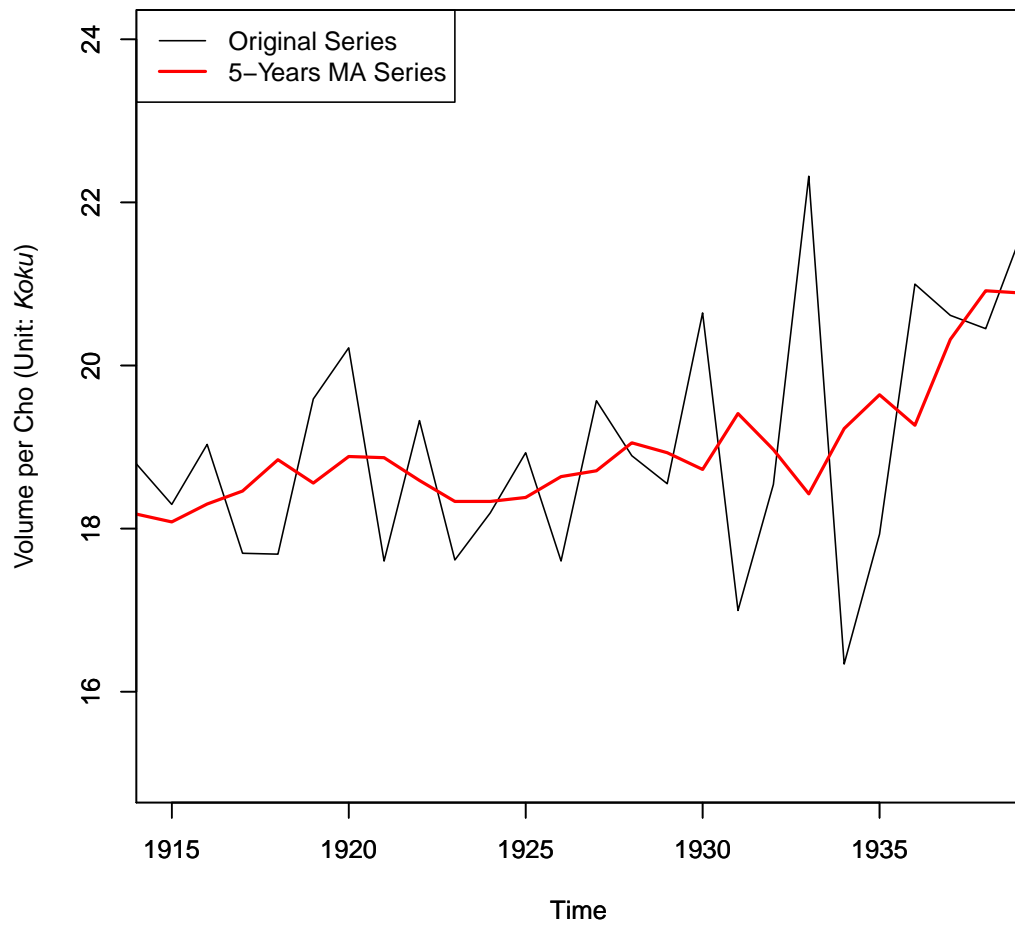
Figure 2: Futures Prices of Second Nearest Contract Transaction



Data Sources: Osaka-Dojima Rice Exchange (1914, 1915, 1916b, 1917b, 1918b, 1919, 1920, 1921c, 1922, 1923, 1924, 1925, 1926, 1927a, 1928a, 1929, 1930, 1931, 1932, 1933, 1934, 1935, 1936, 1937, 1938, 1939)

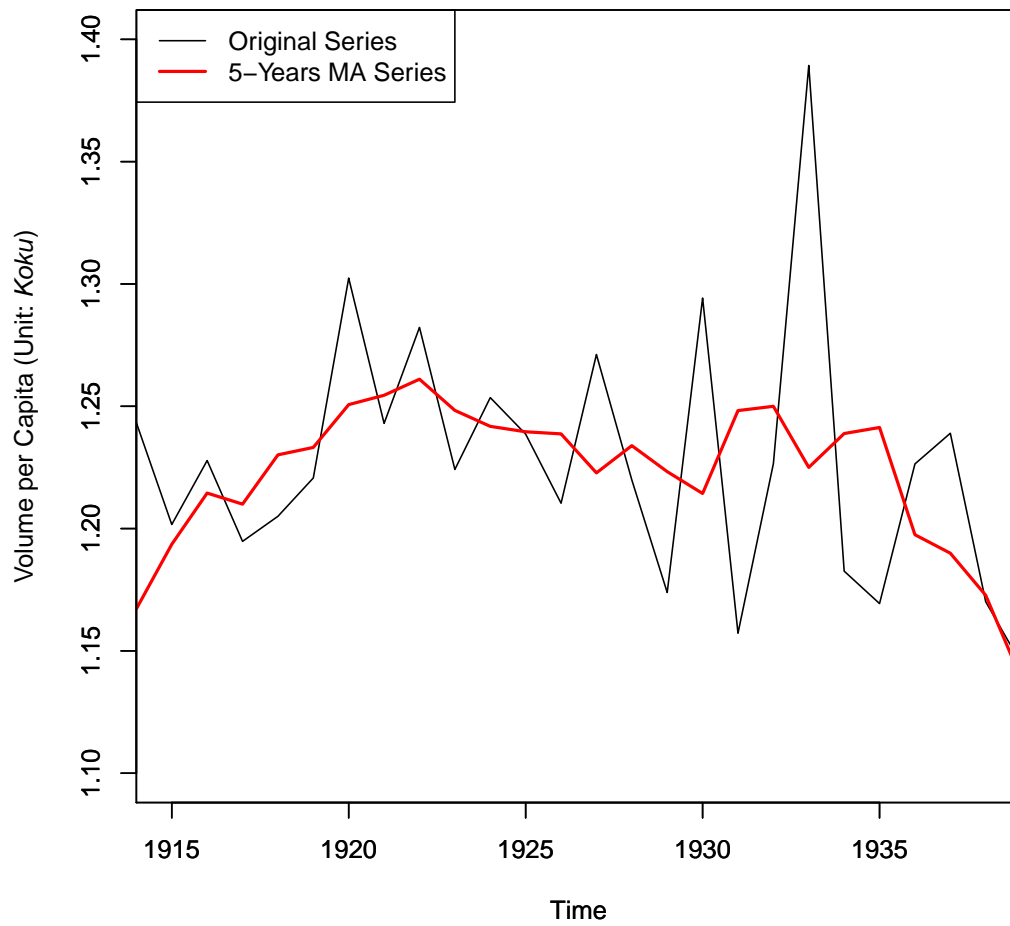
Note: The shaded areas are inefficient markets in our sample period.

Figure 3: Rice Production in Japan (1914-1939)



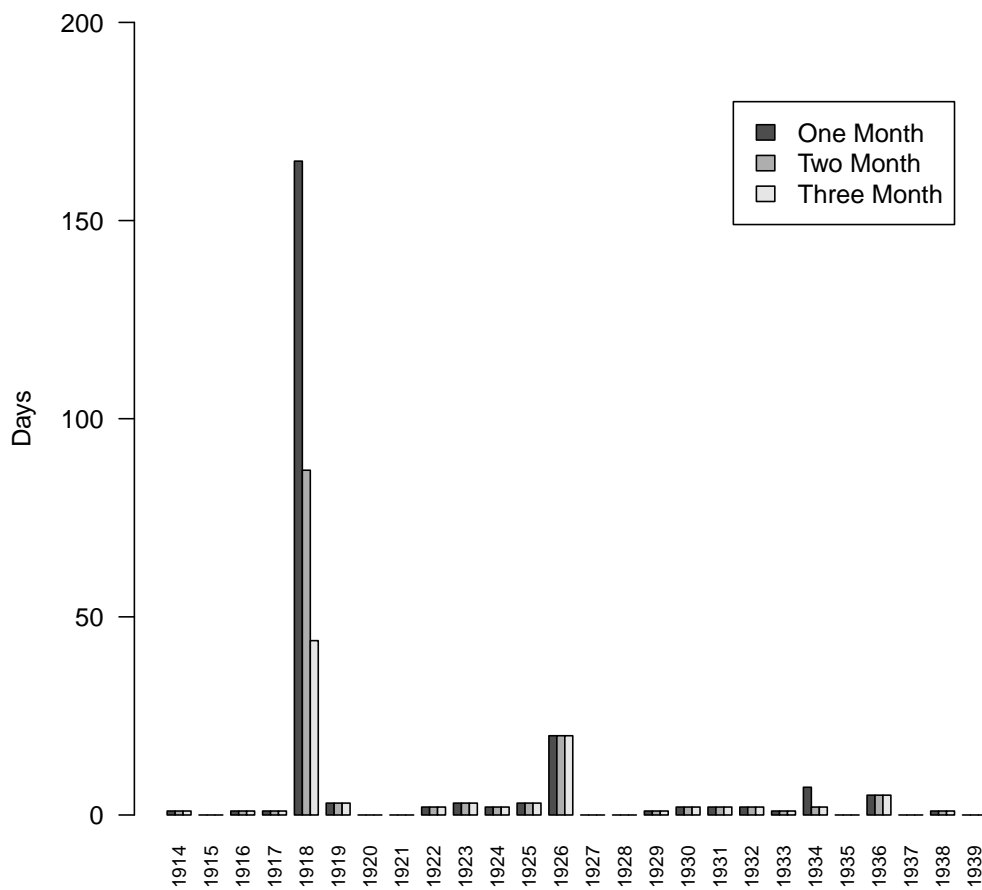
Data Sources: Ministry of Agriculture and Commerce, Food Control Bureau (1944, pp.52-53).

Figure 4: Rice Supply in Japan (1914-1939)



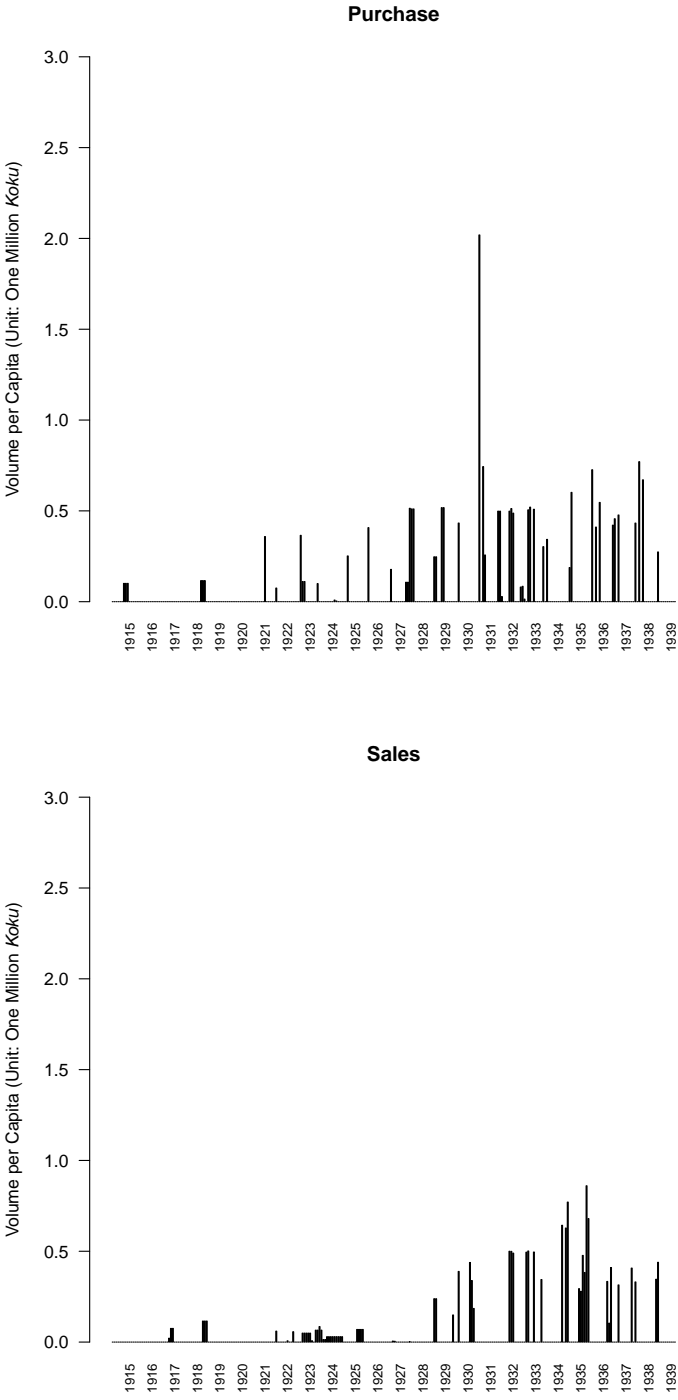
Data Sources: Ministry of Agriculture and Commerce, Food Control Bureau (1944, pp.52-53).

Figure 5: Days of Suspending Transactions (1914-1939)



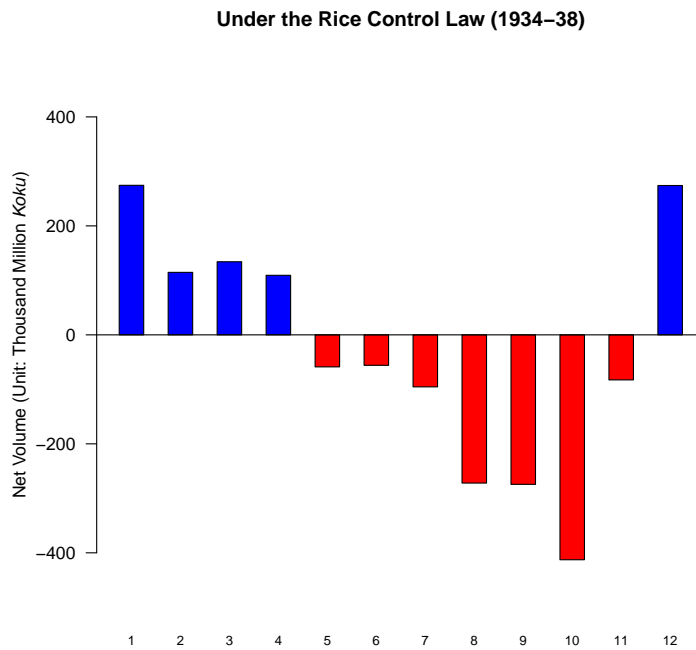
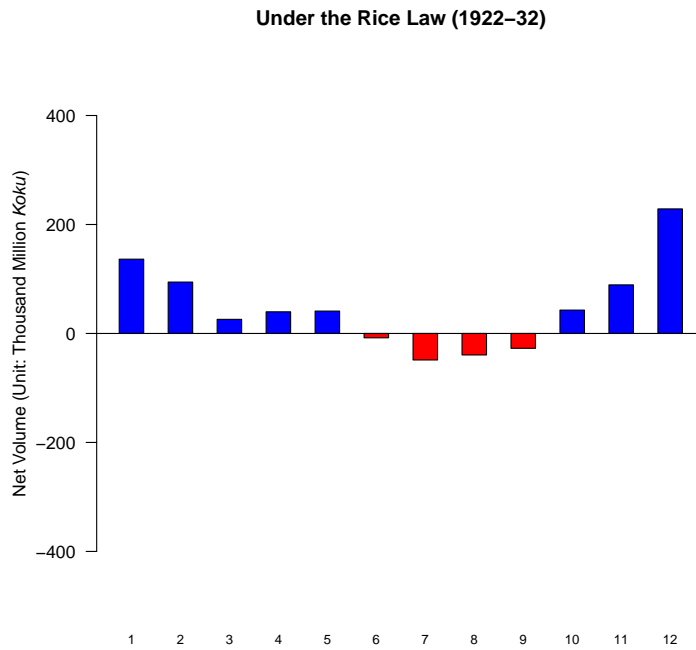
Data Sources: Osaka-Dojima Rice Exchange (1914, 1915, 1916b, 1917b, 1918b, 1919, 1920, 1921c, 1922, 1923, 1924, 1925, 1926, 1927a, 1928a, 1929, 1930, 1931, 1932, 1933, 1934, 1935, 1936, 1937, 1938, 1939)

Figure 6: Volume of Purchase and Sales of Rice by the Government in the Spot Market



Data Sources: Ministry of Agriculture and Commerce, Food Control Bureau (1944, pp.275-318).

Figure 7: Monthly Net Volume of Rice by the Government



Data Sources: Ministry of Agriculture and Commerce, Food Control Bureau (1944, pp.281–318).

Note: Monthly net volume of rice is calculated by deducting the monthly average volume of sales from that of purchase.