

## PHOTOMETRIC AND SPECTROSCOPIC OBSERVATIONS OF THE ALGOL TYPE BINARY V TRIANGLE

A. B. REN,<sup>1</sup> X. B. ZHANG,<sup>2</sup> J. N. FU,<sup>1</sup> Y. P. ZHANG,<sup>1</sup> T. Q. CANG,<sup>1</sup> L. FOX-MACHADO,<sup>3</sup> C. Q. LI,<sup>1</sup> P. KHOKHUNTOD,<sup>1</sup>  
AND Y. P. LUO<sup>4</sup>

<sup>1</sup>*Department of Astronomy, Beijing Normal University, No. 19 Xijiekouwai Street, Haidian District, Beijing 100875, China; renanbing@gmail.com*

<sup>2</sup>*National Astronomical Observatories, Chinese Academy of Sciences, Beijing 100012, China; xzhang@bao.ac.cn*

<sup>3</sup>*Instituto de Astronomía, Universidad Nacional Autónoma de México, Apartado Postal 877, Ensenada, Baja California, C.P. 22830 México;*

<sup>4</sup>*Physics and Space Science College, China West Normal University, Nanchong 637002, China.*

(Received March 2, 2017; Revised March 28, 2017; Accepted March 30, 2017)

Submitted to AJ

### ABSTRACT

Time-series, multi-color photometry and high-resolution spectra of the short period eclipsing binary V Tri were obtained by observations. The completely covered light and radial velocity curves of the binary system are presented. All times of light minima derived from both photoelectric and CCD photometry were used to calculate the orbital period and new ephemerides of the eclipsing system. The analysis of  $O - C$  diagram reveals that the orbital period is 0.58520481 *days*, decreasing at a rate of  $dP/dt = -7.80 \times 10^{-8} d yr^{-1}$ . The mass transfer between the two components and the light time-travel effect due to a third body could be used to explain the period decrease. However, a semidetached configuration with the less-mass component filling and the primary nearly filling each of their Roche lobes was derived from the synthesis of the light and radial velocity curves by using the 2015 version of the Wilson-Devinney code. We consider the period decrease to be the nonconservative mass transfer from the secondary component to the primary and the mass loss of the system, which was thought to be an EB type while it should be an EA type (semi-detached Algol-type) from our study. The masses, radii and luminosities of the primary and secondary are  $1.60 \pm 0.07 M_{\odot}$ ,  $1.64 \pm 0.02 R_{\odot}$ ,  $14.14 \pm 0.73 L_{\odot}$  and  $0.74 \pm 0.02 M_{\odot}$ ,  $1.23 \pm 0.02 R_{\odot}$ ,  $1.65 \pm 0.05 L_{\odot}$ , respectively.

*Keywords:* binaries: eclipsing – stars: fundamental parameters – stars: individual (V Tri)

## 1. INTRODUCTION

V Tri (GSC 02293-01403, SV\* HV 3347), short-period eclipsing binary system, was discovered by Miss Leavitt (Leavitt & Pickering 1913) from Harvard plates according to the discordance of the resulting magnitude. The type of this system is classified as the Algol type with a magnitude range from  $10^m.5$  and  $11^m.8$ . Hoffmeister (1919) identified its  $\beta$  Lyrae type nature through photographic photometry (magnitude:  $10^m.6 \sim 11^m.5$ ). Photographic light curve of the system were derived by Jordan (1929) firstly, the range of magnitude that published is greater than the results of Hoffmeister (1919), the secondary minimum is less deep, however. Cannon (1934) determined the spectral type of V Tri is A3. The geometric and physical parameters for this binary system were determined using the iterative method by Brancewicz & Dworak (1980), they revised the spectral types as A3+F6 for both components and also classified it as  $\beta$  Lyrae type. Giuricin et al. (1983) marked V Tri as an “a” systems which means a non-contact configuration, but some authors were inclined to a near-contact configuration (Budding (1984); Shaw (1994); Gray et al. (1994)). In recent study, Gürol et al. (2006) derived the physical parameters of the system from *BVR* light curves using the Mode 2 (detached configuration) and Mode 5 (semi-detached configuration with the the secondary component accurately filling its limiting lobe) of Wilson-Devinney (WD) 2003 code.

A mount of light minimum times of V Tri have been published by many amateurs and professional astronomers with visual, photographic, photoelectric, and CCD observations in the database of times of minima and maxima<sup>1</sup>. The ephemeris of the system have been updated gradually using the light minima (Hoffmeister (1919); Jordan (1929); Wood & Forbes (1963)). The peculiar period behavior of this systems were discussed by Gray et al. (1994) based on light minimum timings from 1902 to 1992. Furthermore, Gürol et al. (2006) analyzed the period of V Tri and attributed the  $O - C$  (observed minus calculated period) variations of all minima to the light-time effect caused by a third body.

In order to study the period variation and determine a set of precise absolute parameters of V Tri, we carried out both photometric and spectroscopic observations for this binary system. Precision *BV* band light curves in a phase, 6 new light minima and 10 radial velocities (RVs) of the primary component have been obtained at the different observing stations in recent years. In this paper, we shall first introduce the observations and image-

processing progress in Section 2. New ephemerides and period variation analysis based on the photoelectric and CCD minimum times are given in Section 3. In Section 4, we derived the photometric solution of the system based on the high accurate light curves and RVs of the primary star using the 2015 version WD code. The summary and discussion about this binary system will be presented in the last section.

## 2. OBSERVATIONS AND DATA PROCESSING

The photometric observations for V Tri were carried out on two seasons to obtained more times of light minima and complete light curves in a phase using the 85 cm reflector telescope at the Xinglong Station of the NAOC<sup>2</sup> in December 2003 and October 2007, respectively. In the first season, the data were collected with an AP7P 512  $\times$  512 CCD camera which provides a field of view of about  $6' \times 6'$  with an image scale of about  $0''.7$  per pixel. A single Johnson *V* filter was used and the exposure time was 60 second for each exposure. A total number of about 400 useful frames were obtained on two nights. In the second season, all CCD frames were collected using a PI MicroMAX 1024 BFT CCD camera with a field of view of about  $16'.5 \times 16'.5$ . The pixel scale is  $0''.96$  per pixel. Two standard Johnson-Cousin-Bessell filters in *B* and *V* bands were used to record the variations of light curves on the three days, the typical exposure times were set at 30s or 15s for *B* band and 15s or 8s for *V* band measurements depending on the weather condition. The total of useful frames are 2125 in *B* and 2122 in *V* band. Since these data record a entire light curve of the eclipsing system for each filter, the early photometric data were used only to determine the times of minima. Finally, we obtained six light minima and complete *B* and *V* band light curves of V Tri. Detail journal of observation is given in Table 1.

All CCD images were reduced preliminarily with the standard process of the IRAF<sup>3</sup>/CCDRED package including subtract the bias and dark, and divide flat-fields from the object frames, and then the instrument magnitudes of the stars were extracted from these images using the aperture photometry of IRAF/DAOPHOT package (Stetson 1987). All relatively bright stars with good seeing in the viewing field were selected out as reference candidate stars to perform differential photometry. Finally, GPM 22.913124+30.390996 and 2MASS J01321631+3022599 were employed as the comparison and check stars, respectively. The main information of

<sup>1</sup> <http://var2.astro.cz/ocgate/>

<sup>2</sup> National Astronomical Observatories, Chinese Academy of Sciences.

<sup>3</sup> Image Reduction and Analysis Facility

the object, comparison and check star, taken from the web of Aladin sky atlas, are given in Table 2. The observing time has been transformed into Heliocentric Julian Day (HJD) to obtain the phased light curve of the object as given in the up panel of Figure 1. The magnitude difference between the comparison and the check star was performed to be stable within 0.03 magnitude during the observations in  $B$  and  $V$  band as shown in the bottom panel.

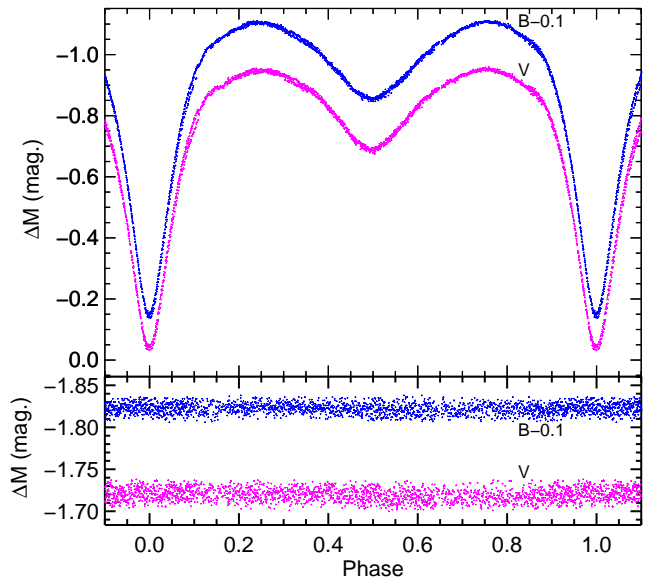
The spectroscopic observations for V Tri were carried out with the 2.12 m telescope at the Observatorio Astronómico Nacional on the Sierra San Pedro Mártir (OAN-SPM) in México on November 03 and 05, 2015. We used a  $2048 \times 2048$  E2V CCD-4240 to collect the high resolution (the maxima resolution is  $R = 18,000$  at  $5,000 \text{ \AA}$ ) echelle spectra at the slit size  $1''$ . The spectral range coverage from  $3,800$  to  $7,100 \text{ \AA}$ . We finished the preliminary spectrum process including bias and flat calibration in the IRAF/CCDRED package. The cosmic rays were effectively removed from the object frames using the STSDAS/lacos\_spec package in IRAF. Then the data reduction was mainly performed using the IRAF/ECHELLE package to obtain the normalized continuous spectrum as shown in Figure 2. The spectral line of the binary system agree well with the spectral energy distribution for A3V from the stellar spectral library by Pickles (1998). Due to the large brightness difference between the two components of the binary system, we only calculated the RVs of the primary star from the processed spectra according to the formula

$$RV = C \cdot \frac{\Delta\lambda}{\lambda} \quad (1)$$

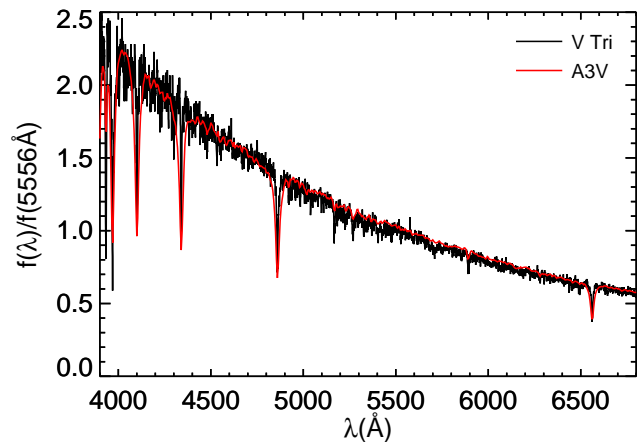
where  $C$  is the speed of light,  $\Delta\lambda$  is the wavelength difference between the object and radial-velocity standard star at the center position of the same absorption line.  $\lambda$  is the standard center wavelength of the absorption line. Finally, we convert the  $RV$  to the heliocentric radial velocity by using the task *bvcorr* in the IRAF/RVSAO package. Each mean radial velocity value with the statistical error is calculated from the observed spectral data as listed in Table 3.

### 3. NEW EPHEMERIDES AND PERIOD VARIATION

As an interesting study target V Tri, many amateur and professional astronomers observed the light minimum times using the visual, photographic, photoelectric or CCD methods. In our observations, 6 light minima of this binary system were recorded on 5 nights. The times of the light minima were determined by fitting the light curves with a quadratic function, their errors were estimated using Monte Carlo method. Moreover,



**Figure 1.** The differential light curves of V Tri in the  $B$  and  $V$  band. The differential magnitude between the Comparison star and Check star are plotted in the down panel.



**Figure 2.** The black curve represent the spectrum of V Tri, the spectrum of A3V from the stellar spectral flux library is indicated by the red curve.

75 minimum times that measured by photoelectric (pe) and CCD photometry were picked out from all available light minima to study the orbital period variation of the system. All of 81 minima and their errors (if available) are listed in the first two columns of Table 4. Based on the latest linear ephemeris

$$\begin{aligned} Min.I(HJD) = & 2,452,490.44221 \pm 0.00052 \\ & + (0.585205686 \pm 0.000000024)E \quad (2) \end{aligned}$$

was published by Gürol et al. (2006) from photoelectric and CCD measurements. Using the classical  $O - C$  method, we calculated the revised linear and quadratic

**Table 1.** Journal of the Time-series CCD Photometric and Spectroscopic Observations for V Tri.

Date (UT)	Observatory	Telescop	Filter	$N_{obs}$	Observer
Photometric Observations					
2003 Dec. 25	BAO	85cm	V	297	XBZ
2003 Dec. 26	BAO	85cm	V	297	XBZ
2007 Oct. 12	BAO	85cm	BV	914	XBZ
2007 Oct. 13	BAO	85cm	BV	1218	XBZ
2007 Oct. 14	BAO	85cm	BV	2115	XBZ
Spectroscopic Observations					
2015 Nov. 03	SPM	2.12m		3	LFM,TQC
2015 Nov. 05	SPM	2.12m		7	LFM,TQC

**Notes.** XBZ: Xiao-Bin Zhang; LFM: Lester Fox-Machado; TQC: Tian-Qi Cang.

**Table 2.** Main Feature Parameters of the Variable, Comparison and Check Stars.

Star	RA (ep=J2000)	Dec (ep=J2000)	$B$ (mag)	$V$ (mag)	$B - V$ (mag)	Sp.type
V Tri	01 <sup>h</sup> 31 <sup>m</sup> 47 <sup>s</sup> .103	+30°22′01″.57	11.32	10.96	0.36	A3
Comparison	01 <sup>h</sup> 31 <sup>m</sup> 39 <sup>s</sup> .158	+30°23′27″.76	11.3			
Check	01 <sup>h</sup> 32 <sup>m</sup> 16 <sup>s</sup> .32	+30°22′59″.9	13.7	13.4	0.3	

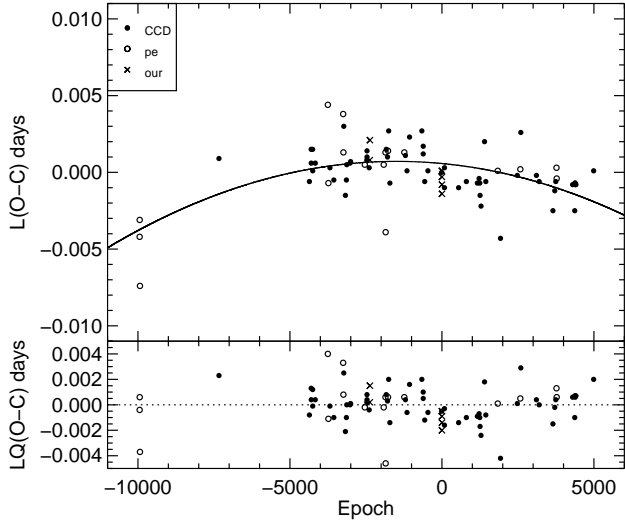
**Table 3.** Heliocentric Radial Velocities of the Primary Component for V Tri.

HJD (2,400,000+)	Phase	RV km/s
57329.8787	0.6448	18±5
57329.9087	0.6962	36±5
57329.9535	0.7727	45±7
57331.7023	0.7610	45±7
57331.7255	0.8008	44±8
57331.8449	0.0048	-74±10
57331.8754	0.0568	-120±10
57331.9108	0.1173	-134±9
57331.9333	0.1559	-144±9
57331.9667	0.2128	-158±7

ephemerides for V Tri as following.

$$\begin{aligned} Min.I(HJD) = & 2,454,387.0918 \pm 0.0001 \\ & + (0.58520500 \pm 0.00000004)E \quad (3) \end{aligned}$$

$$\begin{aligned} Min.I(HJD) = & 2,454,387.0924 \pm 0.0001 \\ & + (0.58520481 \pm 0.00000004)E \\ & - (6.24 \pm 0.69) \times 10^{-11}E^2 \quad (4) \end{aligned}$$



**Figure 3.** Orbital period analysis for V Tri.

The  $O - C$  linear and quadratic residuals for the times of light minimum were calculated as listed in the sixth and seventh column of Table 4, respectively. The  $O - C$  diagram of period analysis is displayed in Figure

3, the solid line represents the quadratic approximation refer to the quadratic ephemeris. Although there are no more reliable light minimum times were published from HJD2448573.6579 to HJD2451835.5974 (about between 1992 and 1999), the period analysis produces a good fitting for these photoelectric and CCD minimum times and yields a new period  $P = 0.58520481$  days that slightly shorter than those obtained by Wood & Forbes (0.58520771 days; 1963), Gray et al. (0.5852060 days; 1994), Kreiner et al. (0.58520570 days; 2001) and Gürol et al. (0.58520569 days; 2006) but it's obviously longer than that of Hoffmeister (0.5851993 days; 1919). The downward parabola, as shown in the Figure 3, suggested that the orbital period of the system was undergoing a continuous period decrease in the past few decades. The rate of continuous period decrease was calculated about  $dP/dE = -1.25 \times 10^{-10} d \text{ cycle}^{-1}$  or  $dP/dt = -7.80 \times 10^{-8} d \text{ yr}^{-1}$  from the quadratic ephemeris. The period decrease maybe indicated that the mass transfer from the more-massive component to the less-massive one.

**Table 4.** The Photoelectric and CCD Times of Light Minima of V Tri along with the Residuals Computed from the Quadratic Ephemerides.

HJD	Error	Method	Min	E	L(O-C)	LQ(O-C)	Ref.
(2,400,000+)					days	days	
48567.8091		pe	I	-9944.0	-0.0042	-0.0004	1
48568.6880		pe	II	-9942.5	-0.0031	0.0006	1
48573.6579		pe	I	-9934.0	-0.0074	-0.0037	1
50094.6140		CCD	I	-7335.0	0.0009	0.0023	2
51835.5974	0.0004	CCD	I	-4360.0	-0.0006	-0.0008	3
51869.5414	0.0001	CCD	I	-4302.0	0.0015	0.0013	3
51870.7109	0.0009	CCD	I	-4300.0	0.0006	0.0004	3
51897.6312	0.0002	CCD	I	-4254.0	0.0015	0.0012	3
51899.3855	0.0020	CCD	I	-4251.0	0.0001	-0.0001	4
51948.5432	0.0002	CCD	I	-4167.0	0.0006	0.0004	3
52190.5292	0.0026	pe	II	-3753.5	0.0044	0.0040	5
52201.3504	0.0005	pe	I	-3735.0	-0.0007	-0.0011	5
52230.6117	0.0001	CCD	I	-3685.0	0.0003	-0.0001	3
52305.5171	0.0002	CCD	I	-3557.0	-0.0005	-0.0010	3
52485.4720	0.0024	pe	II	-3249.5	0.0038	0.0033	5
52490.4437	0.0003	pe	I	-3241.0	0.0013	0.0008	5
52497.4679	0.0003	CCD	I	-3229.0	0.0030	0.0025	6
52528.7718	0.0002	CCD	II	-3175.5	-0.0015	-0.0021	7
52547.7920	0.0010	CCD	I	-3143.0	-0.0005	-0.0010	7
52554.8155	0.0001	CCD	I	-3131.0	0.0005	-0.0000	7

Table 4 continued

Table 4 (continued)

HJD (2,400,000+)	Error	Method	Min	E	L(O-C) days	LQ(O-C) days	Ref.
52618.6029	0.0002	CCD	I	-3022.0	0.0006	0.0000	3
52628.5515	0.0001	CCD	I	-3005.0	0.0007	0.0001	3
52902.4272	0.0001	pe	I	-2537.0	0.0005	-0.0002	8
52940.4659	0.0010	CCD	I	-2472.0	0.0008	0.0002	4
52944.2703	0.0011	CCD	II	-2465.5	0.0014	0.0008	9
52944.5625	0.0005	CCD	I	-2465.0	0.0010	0.0004	9
52986.6965		CCD	I	-2393.0	0.0003	-0.0004	10
52998.9864	0.0001	CCD	I	-2372.0	0.0008	0.0002	11
53001.0359	0.0003	CCD	II	-2368.5	0.0021	0.0015	11
53266.4247	0.0001	pe	I	-1915.0	0.0005	-0.0002	12
53300.3674	0.0001	pe	I	-1857.0	0.0013	0.0006	12
53303.5809	0.0003	pe	II	-1851.5	-0.0039	-0.0046	12
53315.5830		CCD	I	-1831.0	0.0015	0.0008	10
53339.5759		CCD	I	-1790.0	0.0010	0.0003	10
53349.2321	0.0007	pe	II	-1773.5	0.0014	0.0006	12
53361.2302	0.0015	CCD	I	-1753.0	0.0027	0.0020	4
53384.6350		CCD	I	-1713.0	-0.0007	-0.0014	10
53662.6093	0.0012	pe	I	-1238.0	0.0013	0.0006	13
53684.2617	0.0002	CCD	I	-1201.0	0.0011	0.0004	14
53714.6914		CCD	I	-1149.0	0.0001	-0.0006	10
53763.2656	0.0008	CCD	I	-1066.0	0.0023	0.0016	4
54000.5666	0.0002	CCD	II	-660.5	0.0027	0.0020	4
54026.3146	0.0027	CCD	II	-616.5	0.0017	0.0010	15
54026.6067	0.0002	CCD	I	-616.0	0.0012	0.0005	15
54055.2800	0.0002	CCD	I	-567.0	-0.0006	-0.0012	16
54117.3124	0.0001	CCD	I	-461.0	0.0001	-0.0006	17
54381.5324	0.0009	CCD	II	-9.5	0.0000	-0.0005	18
54386.2141	0.0003	CCD	II	-1.5	0.0001	-0.0005	11
54387.0915	0.0001	CCD	I	0.0	-0.0003	-0.0009	11
54387.9682	0.0005	CCD	II	1.5	-0.0014	-0.0020	11
54388.2614	0.0001	CCD	I	2.0	-0.0008	-0.0014	11
54435.6628	0.0001	CCD	I	83.0	-0.0010	-0.0016	19
54435.6641	0.0001	CCD	I	83.0	0.0003	-0.0003	19
54707.7832	0.0001	CCD	I	548.0	-0.0010	-0.0014	20
54857.3034	0.0011	CCD	II	803.5	-0.0006	-0.0010	21
55069.4402	0.0002	CCD	I	1166.0	-0.0007	-0.0009	22
55102.5045	0.0016	CCD	II	1222.5	-0.0004	-0.0007	22
55115.6713	0.0001	CCD	I	1245.0	-0.0007	-0.0010	23
55120.9374	0.0002	CCD	I	1254.0	-0.0015	-0.0017	23
55139.6633	0.0003	CCD	I	1286.0	-0.0022	-0.0024	23
55207.2586	0.0006	CCD	II	1401.5	0.0020	0.0018	24
55231.5420	0.0001	CCD	I	1443.0	-0.0006	-0.0008	23
55461.5283	0.0028	pe	I	1836.0	0.0001	0.0001	25
55514.4850	0.0016	CCD	II	1926.5	-0.0043	-0.0042	22
55837.8148	0.0001	CCD	I	2479.0	-0.0002	0.0001	26
55896.3357	0.0010	pe	I	2579.0	0.0002	0.0005	27
55905.7014	0.0004	CCD	I	2595.0	0.0026	0.0029	28
56205.9088	0.0004	CCD	I	3108.0	-0.0002	0.0004	29

Table 4 continued

Table 4 (continued)

HJD	Error	Method	Min	E	L(O-C)	LQ(O-C)	Ref.
(2,400,000+)					days	days	
56258.5768	0.0001	CCD	I	3198.0	-0.0006	0.0000	30
56523.9654	0.0003	CCD	II	3651.5	-0.0025	-0.0015	31
56558.7864	0.0003	CCD	I	3711.0	-0.0012	-0.0002	31
56578.6839	0.0001	CCD	I	3745.0	-0.0006	0.0004	29
56592.4372	0.0025	pe	II	3768.5	0.0003	0.0013	32
56596.5329	0.0048	pe	II	3775.5	-0.0004	0.0006	32
56902.8873	0.0001	CCD	I	4299.0	-0.0008	0.0006	29
56943.5574	0.0052	CCD	II	4368.5	-0.0025	-0.0010	33
56949.4112	0.0069	CCD	II	4378.5	-0.0007	0.0007	33
56949.7038	0.0001	CCD	I	4379.0	-0.0007	0.0007	29
56952.6297	0.0001	CCD	I	4384.0	-0.0008	0.0006	29
56966.6747	0.0001	CCD	I	4408.0	-0.0008	0.0007	29
57307.8501		CCD	I	4991.0	0.0001	0.0020	34

NOTE—Ref. 1, Gray et al. 1994; 2, Baldwin & Samolyk 1997; 3, Baldwin & Samolyk 2003; 4, Brát et al. 2007; 5, MUYESSEROGLU et al. 2003; 6, Demircan et al. 2003; 7, Nelson 2003; 8, Hubscher 2005; 9, Maciejewski & Karska 2004; 10, Baldwin & Samolyk 2006; 11, Present Study; 12, Hubscher et al. 2005; 13, Hubscher et al. 2006; 14, Zejda et al. 2006; 15, Hubscher & Walter 2007; 16, Dogru et al. 2007; 17, Dogru et al. 2009; 18, Hubscher et al. 2008; 19, Samolyk 2008; 20, Samolyk 2008; 21, Hubscher et al. 2010; 22, Brat et al. 2011; 23, Samolyk 2010; 24, Gokay et al. 2012; 25, Hubscher 2011; 26, Samolyk 2012; 27, Hubscher & Lehmann 2012; 28, Diethelm 2012; 29, Samolyk 2015; 30, Samolyk 2013; 31, Samolyk 2013; 32, Hubscher 2014; 33, Hubscher 2015; 34, Samolyk 2015.

A third body may be as the cause of period change in Algol-type systems (Hoffman et al. 2006). The period variation of the V Tri have been attributed to the light-time effect by Gürol et al. (2006), they assumed a third body cause the sinusoidal variation in the orbital period of the eclipsing binary star system. Including our 6 CCD light minima, we collected all available light minima from literatures to find out how the change of orbital period will be in the last few decades. The  $O - C$  variation of all light minimum times is shown in Figure 4. We can find a sinusoidal-like  $O - C$  pattern after Epoch  $> -20 \times 10^3$ , which may be indicated that this system consists of the binary V Tri orbited by a distant third body. One visual value (2429217.4780) are excluded from the figure due to its great deviation compared with other data.

#### 4. LIGHT CURVES AND PHOTOMETRIC SOLUTION

All the observations have been transferred into phases by using the newly derived quadratic ephemeris as shown in Figure 1. Unlike that obtained by Jordan (1929), the obviously symmetry of light curve is shown at the maximum but no so-called O’Connell effect on light curves as pointed out by Gürol et al. (2006). Agree with the primal classified type (Leavitt & Pickering 1913), the general feature of the light curves is belongs to that of Algol-type binary system with equal light

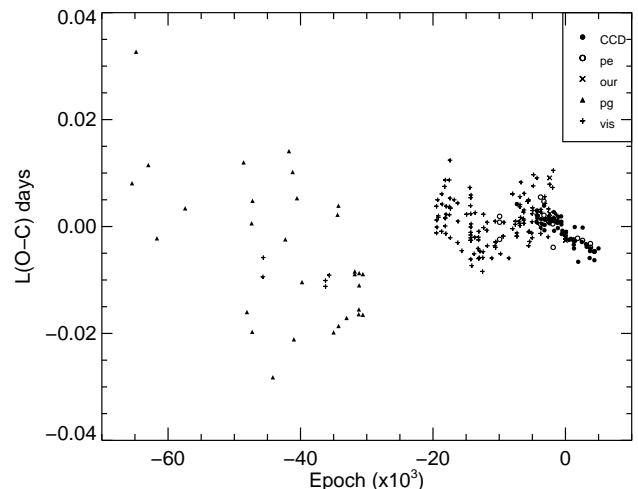


Figure 4. The  $O - C$  variation of V Tri in reference to Eq. 2.

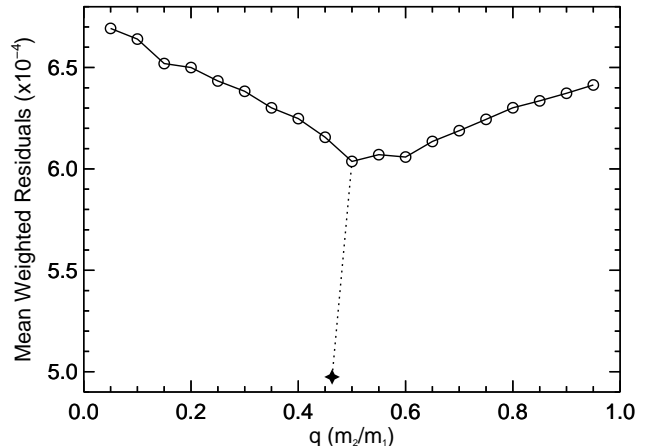
maximum and minimum. The magnitude variation is derived to be about 0.96 and 0.89 mag for the primary eclipse and about 0.24 and 0.27 mag for the secondary one in  $B$  and  $V$  band, respectively.

The photometric solution of the binary system was carried out to derive the system parameters with the complete light curves in  $B$  and  $V$  band and RVs of the primary component. The 2015 version of the Wilson-Devinney (W-D) code (Wilson 1990, 1979;

Wilson & Devinney 1971; Wilson & Hamme 2016) with the Kurucz atmospheres (Kurucz 1993) was applied to the numerical light curve analysis. The nonlinear limb-darkening law with the logarithmic form was added in the analysis progress. We defined the massive component as Star 1 and the less massive one as Star 2 in the following photometric analysis. In order to derive the photometric solution, we initially assumed some input parameters and kept them constant during running W-D code. According to the spectral type determined from the spectrum (Figure 2), and through the calibration of Cox (2000), the temperature of star 1 was modified as  $T_1 = 8750$  K. The gravity-darkening exponents were given as  $g_1 = 1.0$  for Star 1,  $g_2 = 0.32$  for Star 2 and the bolometric albedos were taken as  $A_1 = 1.0$ ,  $A_2 = 0.5$  (Wilson & Hamme 2016). The initial bolometric ( $X_1$ ,  $X_2$ ,  $Y_1$ ,  $Y_2$ ) and monochromatic ( $x_1$ ,  $x_2$ ,  $y_1$ ,  $y_2$ ) limb-darkening coefficients of the components were adopted from van Hamme (1993). The adjustable parameters are listed as follows: the phase shift,  $\phi_0$ , the orbital inclination of the binary system,  $i$ , the mean temperature of Star 2,  $T_2$ , the surface potentials  $\Omega_1$  and  $\Omega_2$  for both components, the monochromatic luminosities of Star 1,  $L_{1B}$  and  $L_{1V}$ , and the mass ratio,  $q = m_2/m_1$ .

Brancewicz & Dworak (1980) and Bondarenko & Perevozskina (1996) published a different mass ratio 0.60 and 0.34 in their works, respectively. The latest photometrical study for V Tri, Gürol et al. (2006) searched two mass ratio for detached configuration (0.508) and semi-detached configuration (0.458) with the  $q$ -searched method. We assumed a probable mass ratio range from 0.05 to 0.95, then a series of test values was used to search for a reliable mass ratio of Star 2 and 1. We run the differential corrections main program (DC) from mode 2 and the program was then turned into the state of mode 5. A set of convergent numerical solutions corresponding to each assumed mass ratio  $q$  was computed out after many iterations of the adjustable parameters. The relation between the mean weighted residuals and the assumed  $q$  is described with open circles in Figure 5. A photometric mass ratio was considered at around  $q = 0.5$  from the result of the  $q$ -search. Then we set  $q$  as an adjustable parameter and ran the DC program again to compute out a more reliable value. After enough iterations, the best-fit photometric solution converged at  $q = 0.463 \pm 0.001$  (the star symbol in Figure 5) for semi-detached configuration. Next, the orbital semi-major axis  $a$  was adjusted. Finally, we derived a set of parameters of photometric analysis for the eclipsing binary system as listed in Table 5.

The  $B$  and  $V$  band observed and synthetic light curves are displayed in the up panel of Figure 6. The char-



**Figure 5.** The relation that the mean weighted residuals versus the assumed  $q$ . The best-fit photometric solution converged at  $q = 0.463$  as labeled with star symbol.

**Table 5.** Photometric Solution for V Tri.

Parameter	Best-fit Value	Formal Error
$a(R_\odot)$	3.91	0.10
$q = m_2/m_1$	0.463	0.001
$T_1(K)$	8750	$b$
$T_2(K)$	5902	$\pm 6$
$g_1, g_2$	1.0, 0.32	$b$
$i$	84.19	$\pm 0.05$
$A_1, A_2$	1.0, 0.5	$b$
$\Omega_1$	2.9375	$\pm 0.0015$
$\Omega_2 = \Omega_{in}$	2.8045	$b$
$X_1, X_2(bolo)$	0.654, 0.646	$c$
$Y_1, Y_2(bolo)$	0.119, 0.211	$c$
$x_1, x_2(B)$	0.768, 0.837	$c$
$y_1, y_2(B)$	0.331, 0.140	$c$
$x_1, x_2(V)$	0.660, 0.760	$c$
$y_1, y_2(V)$	0.281, 0.234	$c$
$L_1/(L_1 + L_2)(B)$	0.9354	$\pm 0.0005$
$L_1/(L_1 + L_2)(V)$	0.8971	$\pm 0.0006$
$r_1(pole)$	0.3989	$\pm 0.0002$
$r_1(point)$	0.4732	$\pm 0.0005$
$r_1(side)$	0.4200	$\pm 0.0002$
$r_1(back)$	0.4406	$\pm 0.0003$
$r_2(pole)$	0.2938	$\pm 0.0002$
$r_1(point)$	0.4216	$\pm 0.0002$
$r_2(side)$	0.3065	$\pm 0.0002$
$r_2(back)$	0.3391	$\pm 0.0002$
$\sum(O - C)^2$		0.1797

NOTE—  $b$ : Assumed;  $c$ : van Hamme 1993.



**Table 6.** Absolute Parameters of V Tri.

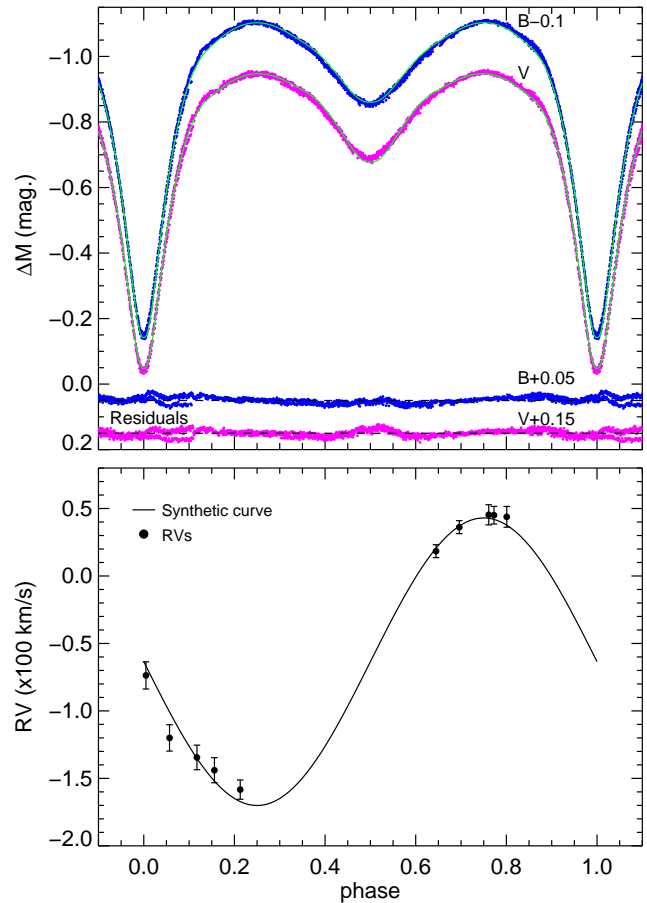
Parameter	Primary	Secondary
Mass( $M_{\odot}$ )	$1.60 \pm 0.07$	$0.74 \pm 0.02$
Radius( $R_{\odot}$ )	$1.64 \pm 0.02$	$1.23 \pm 0.02$
Luminosity( $L_{\odot}$ )	$14.14 \pm 0.73$	$1.65 \pm 0.05$

acteristics of the light curves indicate that this system is a typical Algol-type eclipsing binary system having a semi-detached configuration with the secondary component accurately filling its limiting lobe. Using the equation  $f = R/r_{cr}$ , where  $R$  is the stellar radius and  $r_{cr}$  is the critical Roche lobe, we determined that the filling factor of the primary is 93.9%. It indicates that V Tri is a near-contact semi-detached binary system. The sinusoidal synthetic curve and the observed RVs of the primary component are shown in the down panel of Figure 6 and the corresponding sum of squares of the residuals is 0.0622. The systemic radial velocity and the amplitude of RVs are -64 km/s and 107 km/s, respectively. Combining the photometric solution with the spectroscopic results, the absolute parameters including the mass, radius, and luminosity for each component of the system were computed from WD code as listed in Table 6. Based on the Kepler's third law  $m_1 + m_2 = (4\pi^2/G)(a^3/P^2)$ , the relative radius formula  $r = R/a$  and the luminosity  $L = 4\pi\sigma R^2 T^4$ , the errors of these parameters are calculated by the error propagation method.

## 5. SUMMARY AND DISCUSSIONS

We performed time-series photometric observations for the eclipsing binary system V Tri in the  $B$  and  $V$  bands. Six times of primary and secondary minima were obtained on 2003 December 25, 26, and also from 2007 October 12 to 14. Meanwhile, the light curves were recorded with the CCD camera in a complete phase. We carried out the high-resolution spectroscopic observations with the echelle spectrometer on 2015 November 3 and 5. The spectral type of the system is determined as A3V by comparison with the spectral model in the stellar spectral library by Pickles (1998). Moreover, ten radial velocities of the primary were determined from the spectra.

We calculated a new linear and quadratic ephemerides for V Tri based on the 81 minimum times that measured by photoelectric and CCD photometry from publications and this paper. The period of this system (0.58520481 days) is very similar to the results of previous research. The orbital period of the system is de-



**Figure 6.** The observed  $B$  and  $V$  band light curves of V Tri and the synthetic curves (green lines) in the up panel. The observed RVs (filled circles) of the primary component of V Tri and the synthetic (solid line) curve are shown in the down panel.

creased with the rate of  $-7.80 \times 10^{-8} d yr^{-1}$  over the past few decades. If the decrease of orbital period is attributed to the mass transfer between the two components of the system, the more massive star will transfer mass to the companion. However, a semi-detached configuration with the less massive filling its Roche lobe were yielded by the light curve simulation for the system. It suggests that V Tri used to be an EB-type binary system, the component reached its Roche lobe and rapidly transfers the mass to the primary which was the less massive, the orbital period was decreasing. The system did not exhibit periodical change in X-ray intensity Shaw & Smith (2000), it indicates that the mass transfer has become inactive. As the mass transfer slows, the accretion disk settle onto the primary that lead to the primary became a relatively normal more massive star. The tidal forces synchronize the rotation of the primary with the orbit and the system is acting as an

Algol-type binary from our study. Now V Tri evolve in a slow mass-transfer evolutionary stage on the nuclear timescale. The rate of conservative mass transfer from the component to the primary was estimated to be about  $6.12 \times 10^{-8} M_{\odot} \text{ yr}^{-1}$ .

Gürol et al. (2006, Fig.3) analysis the  $O - C$  residuals that derived from the linear equation based on the collected light minimum times, the light-time effect due to an third body in the binary system was used to explain the result of sinusoidal fit to the residuals. More new photoelectric and CCD minimum times were added to verify the light-time effect, a sinusoidal-like residuals of all light minima ( $Epoch > -20 \times 10^3$ , Figure 4) indicate this system is likely to have a third companion. However, this result is not very sure because more visual values form the sine-like structure.

The photometric solution indicates that the temperature of the massive star is 2848 K higher than the less one. It indicated that V Tri could be a A-type near-contact system. The mass ratio and orbital inclination of V Tri were derived to be  $q = 0.463 \pm 0.001$  and  $84.20 \pm 0.05$ , which are slightly larger than the ratio of  $0.458 \pm 0.005$  and the inclination of  $84.07 \pm 0.19$  given by Gürol et al. (2006). The absolute parameters for each components of the binary system were computed from the photometrical results as given in Table 6, these parameters are also very different from the previous values.

Thanks to the high precision time-series photometrical data and high-resolution spectroscopic data, our credible parameters will help to better understand the character of V Tri at present evolutionary stage.

#### ACKNOWLEDGMENTS

JNF acknowledges the support from the National Natural Science Foundation of China (NSFC) through the grant 11673003 and the National Basic Research Program of China (973 Program 2014CB845700 and 2013CB834900). LFM and RM acknowledge the financial support from the UNAM under grant PAPIIT IN 105115. XBZ and YPL would like to acknowledge partial supported by the NSFC and the NSFC/CAS Joint Fund of Astronomy through grants 11373037 and 11303021. New CCD photometric observations of V Tri were obtained with 85 cm telescopes at the Xinglong Observation Base in China. Based upon spectroscopic observations carried out at the Observatorio Astronómico Nacional on the Sierra San Pedro Mártir (OAN-SPM), Baja California, México. We thank the daytime and night support staff at the OAN-SPM and Xinglong Observation Base for facilitating and helping obtain our observations. We thank Raul Michel for his help in applying for observation time of the 2.12m telescope at SPM. The authors are grateful to the referee for helpful comments and suggestions on the manuscript.

#### REFERENCES

- Baldwin, M. E., & Samolyk, G. 2006, Observed minima timings of eclipsing binaries: number 11. Prepared by Marvin E. Baldwin and Gerard Samolyk. Cambridge, MA (USA): American Association of Variable Star Observers. ISBN 1-878174-72-X, 2006.,
- Baldwin, M. E., & Samolyk, G. 2003, Observed minima timings of eclipsing binaries: number 8. Prepared by Marvin E. Baldwin and Gerard Samolyk. Cambridge, MA (USA): American Association of Variable Star Observers. ISBN 1-878174-67-3, 2003.,
- Baldwin, M. E., & Samolyk, G. 1997, Observed minima timings of eclipsing binaries: number 4. Prepared by Marvin E. Baldwin and Gerard Samolyk. Cambridge, Mass. : American Association of Variable Star Observers, c1997. No.4 1997., 4,
- Bondarenko, I. I., & Perevozkina, E. L. 1996, Odessa Astronomical Publications, 9, 20
- Brát, L., Zejda, M., & Svoboda, P. 2007, Open European Journal on Variable Stars, 74, 1
- Branecwicz, H. K., & Dworak, T. Z. 1980, AcA, 30, 501
- Brat, L., Trnka, J., Smelcer, L., et al. 2011, Open European Journal on Variable Stars, 137, 1
- Budding, E. 1984, Bulletin d'Information du Centre de Donnees Stellaires, 27, 91
- Cannon, A. J. 1934, Harvard College Observatory Bulletin, 897, 12
- Cox, A. N. 2000, Allen's Astrophysical Quantities,
- Demircan, O., Erdem, A., Ozdemir, S., et al. 2003, Information Bulletin on Variable Stars, 5364, 1
- Diethelm, R. 2012, Information Bulletin on Variable Stars, 6011, 1
- Dogru, S. S., Donmez, A., Tuysuz, M., et al. 2007, Information Bulletin on Variable Stars, 5746, 1
- Dogru, S. S., Erdem, A., Donmez, A., et al. 2009, Information Bulletin on Variable Stars, 5893, 1
- Gürol, B., Müyesseroglu, Z., & Özdemir, T. 2006, Astronomische Nachrichten, 327, 698
- Giuricin, G., Mardirossian, F., & Mezzetti, M. 1983, A&AS, 54, 211
- Gokay, G., Demircan, Y., Gursoytrak, H., et al. 2012, Information Bulletin on Variable Stars, 6039, 1

- Gray, J. D., Samec, R. G., Williams, D. B., & Zetzl, J. T. 1994, *International Amateur-Professional Photoelectric Photometry Communications*, 58, 4
- Hoffman, D. I., Harrison, T. E., McNamara, B. J., et al. 2006, *AJ*, 132, 2260
- Hoffmeister, C. 1919, *Astronomische Nachrichten*, 208, 249
- Hubscher, J., Paschke, A., & Walter, F. 2006, *Information Bulletin on Variable Stars*, 5731, 1
- Hubscher, J., & Walter, F. 2007, *Information Bulletin on Variable Stars*, 5761, 1
- Hubscher, J. 2015, *Information Bulletin on Variable Stars*, 6152, 1
- Hubscher, J. 2014, *Information Bulletin on Variable Stars*, 6118, 1
- Hubscher, J. 2011, *Information Bulletin on Variable Stars*, 5984, 1
- Hubscher, J. 2005a, *Information Bulletin on Variable Stars*, 5643, 1
- Hubscher, J., & Lehmann, P. B. 2012, *Information Bulletin on Variable Stars*, 6026, 1
- Hubscher, J., Lehmann, P. B., Monninger, G., Steinbach, H.-M., & Walter, F. 2010, *Information Bulletin on Variable Stars*, 5918, 1
- Hubscher, J., Paschke, A., & Walter, F. 2005b, *Information Bulletin on Variable Stars*, 5657, 1
- Hubscher, J., Steinbach, H.-M., & Walter, F. 2008, *Information Bulletin on Variable Stars*, 5830, 1
- Jordan, F. C. 1929, *Publications of the Allegheny Observatory of the University of Pittsburgh*, 7, 125
- Kreiner, J. M., Kim, C.-H., & Nha, I.-S. 2001, *An Atlas of O-C Diagrams of Eclipsing Binary Stars / by Jerzy M. Kreiner, Chun-Hwey Kim, Il-Seong Nha*. Cracow, Poland: Wydawnictwo Naukowe Akademii Pedagogicznej. 2001.,
- Kurucz, R. L. 1993, in *Light Curve Modeling of Eclipsing Binary Stars*, ed. E. F. Milone (New York : Springer), 93
- Leavitt, H. S., & Pickering, E. C. 1913, *Harvard College Observatory Circular*, 179, 1
- Maciejewski, G., & Karska, A. 2004, *Information Bulletin on Variable Stars*, 5494, 1
- Muyesseroglu, Z., Torun, E., Ozdemir, T., et al. 2003, *Information Bulletin on Variable Stars*, 5463, 1
- Nelson, R. H. 2003, *Information Bulletin on Variable Stars*, 5371, 1
- Pickles, A. J. 1998, *PASP*, 110, 863
- Samolyk, G. 2015a, *Journal of the American Association of Variable Star Observers (JAAVSO)*, 43, 238
- Samolyk, G. 2015b, *Journal of the American Association of Variable Star Observers (JAAVSO)*, 43, 77
- Samolyk, G. 2013a, *Journal of the American Association of Variable Star Observers (JAAVSO)*, 41, 328
- Samolyk, G. 2013b, *Journal of the American Association of Variable Star Observers (JAAVSO)*, 41, 122
- Samolyk, G. 2012, *Journal of the American Association of Variable Star Observers (JAAVSO)*, 40, 975
- Samolyk, G. 2010, *Journal of the American Association of Variable Star Observers (JAAVSO)*, 38, 183
- Samolyk, G. 2008a, *Journal of the American Association of Variable Star Observers (JAAVSO)*, 36, 171
- Samolyk, G. 2008b, *Journal of the American Association of Variable Star Observers (JAAVSO)*, 36, 186
- Shaw, J. S. 1994, *Mem. Soc. Astron. Italiana*, 65, 95
- Shaw, J. S., & Smith, E. 2000, *Astrophysics and Space Science Library*, 254, 191
- Stetson, P. B. 1987, *PASP*, 99, 191
- van Hamme, W. 1993, *AJ*, 106, 2096
- Wilson, R. E. 1990, *ApJ*, 356, 613
- Wilson, R. E. 1979, *ApJ*, 234, 1054
- Wilson, R. E., & Devinney, E. J. 1971, *ApJ*, 166, 605
- Wilson R. E., van Hamme W., 2016, *Computing Binary Stars Observables (Revision of May 2016)*, <ftp://ftp.astro.ufl.edu/pub/wilson/lcdc2015>
- Wood, B. D., & Forbes, J. E. 1963, *AJ*, 68, 257
- Zejda, M., Mikulasek, Z., & Wolf, M. 2006, *Information Bulletin on Variable Stars*, 5741, 1