

Multimodal Dialogs (MMD): A large-scale dataset for studying multimodal domain-aware conversations

Amrita Saha
IBM Research, India
amrsaha4@in.ibm.com

Mitesh Khapra
IIT Madras, India
miteshk@cse.iitm.ac.in

Karthik Sankaranarayanan
IBM Research, India
kartsank@in.ibm.com

Abstract

Owing to the success of deep learning techniques for tasks such as Q/A and text-based dialog, there is an increasing demand for AI agents in several domains such as retail, travel, entertainment, etc. that can carry on multimodal conversations with humans employing both text and images within a dialog seamlessly. However, deep learning research in this area has been limited primarily due to the lack of availability of large-scale, open conversation datasets. To overcome this bottleneck, in this paper we introduce the task of multimodal, domain-aware conversations, and propose the MMD benchmark dataset towards this task. This dataset was gathered by working in close coordination with large number of domain experts in the retail domain and consists of over 150K conversation sessions between shoppers and sales agents. With this dataset, we propose 5 new sub-tasks for multimodal conversations along with their evaluation methodology. We also propose two novel multimodal deep learning models in the encode-attend-decode paradigm and demonstrate their performance on two of the sub-tasks, namely text response generation and best image response selection. These experiments serve to establish baseline performance numbers and open new directions of research for each of these sub-tasks.

1 Introduction

In the area of conversation systems, the demand for autonomous AI agents that can assist humans with complex activities requiring a long series of interactions (such as shopping on the web or mobile) has grown by leaps and bounds in several domains

such as retail, travel, entertainment, etc. which have witnessed an explosion of multimodal content on the internet. Such AI agents need to demonstrate both of the following capabilities: (i) the ability to converse with humans seamlessly using multimodal content, (ii) ability to exploit domain-specific knowledge.

The recent progress with deep learning techniques for other problems at the intersection of NLP and Computer Vision such as image captioning (Vinyals et al., 2015; Xu et al., 2015), video description (Yu et al., 2016), image question answering (Antol et al., 2015), video question answering (Zeng et al., 2016; Maharaj et al., 2016), is owed in large part to the availability of large-scale open datasets for their respective tasks. However, the primary hindrance for deep learning research towards multimodal conversation systems has been the lack of large-scale open datasets that exemplify both of the challenges mentioned above. Though there has been recent work (Serban et al., 2016b; Yao et al., 2016; Serban et al., 2016a) with different conversation datasets (Lowe et al., 2015; Vinyals and Le, 2015; Ritter et al., 2010), the mode of interaction there is limited to text conversations only, rendering them inadequate for multimodal conversation research. While such multimodal, human-to-human conversation transcripts (for example, between shoppers and retail salespersons) might be available in industry settings, they are both limited in scale and are proprietary, hindering open deep learning research.

In this paper, we attempt to alleviate both of these challenges by developing a large-scale multimodal conversational dataset in the retail domain that embodies the required generic capabilities for such autonomous agents. Since the actual transcripts are both limited and proprietary, we conducted a series of interviews with a large number of retail salespersons in the fashion domain and devel-

oped the dataset interactively with them in a semi-automatic manner at a large scale as follows. The domain experts described in detail various phases of the sales process which were materialized into over 80 states for a conversational agent. Each such state had a specific intent (such as a shopper wanting to see more items similar to a specific one identified, shopper asking for a style tip or about the latest trends being endorsed by celebrities, etc). Corresponding to each such intent, a collection of representative utterance patterns involving both text and images were designed by us along with the experts. Each such state exhibited multi-modality (i.e. involving text and images) in both the utterance/response as well as the dialog context. The domain experts described various possible sales flows where customer went from one state to another, which were captured by transitions of an expert model automata between these states. The experts then inspected the outputs of controlled runs of the automata, provided feedback, which was thereafter employed to further refine the expert automata. Proceeding in this manually-intensive and iterative manner under the supervision of domain experts, we produced a large-scale dataset of over 150K multimodal dialogs capturing a wide variety of conversational sessions exhibiting the challenges described earlier. Note that such a data collection could not have been achieved with typical crowdsourcing platforms such as Amazon Mechanical Turk using ordinary crowd workers since it was necessary to be performed under the supervision of fashion sales experts exhibiting domain-specific understanding.

An example of a typical multimodal conversation involving both text and images, and exhibiting domain knowledge is shown in Figure 16. Notice that the *response* generated by the system can either be text (for example, see the 3rd turn inside the highlighted portion in red) or a set of images (as seen in 1st turn there). Similarly, at every point, the context available to the system is multimodal which the system has to process to generate a coherent response. For example, to give a relevant response in Turn 2 inside the box the agent needs to first pay attention to the words “*espadrille*”, “*silver*” and the *sentiment* which are mentioned in the text and then understand the style (“*strapped ankle*”) from the image to fetch images for “*silver espadrille* with *strapped ankle*” in response to the given context.

The body of work most relevant to ours is Visual QA (Antol et al., 2015) involving a single question

and response, and the work of (de Vries et al., 2016; Mostafazadeh et al., 2017; Das et al., 2016) involving a sequence of QA pairs with an image forming a dialog. There are a few key differences between these datasets and our work as demonstrated by the example above. First, in their case, all questions in a sequence pertain only to a single image. Secondly, their responses are always textual. However, as is the case with natural conversations amongst humans, in our work, (i) there could be multiple images providing context, (ii) these context images could change across turns during the course of the conversation, and (iii) the response at each step can be text or image(s) or both.

Finally, in this paper, we propose a baseline framework to model the agent’s responses in such multimodal conversations. In particular, we propose hierarchical attention-based models for the textual and image response as two separate tasks and empirically estimate the feasibility of these tasks. We also discuss limitations that open new directions for research for these and multiple other tasks enabled by this new dataset. The main contributions of this work can be summarized as follows:

- We introduce the task of Multimodal Conversation which is significantly distinct from the sequential Visual QA driven dialog tasks mentioned before.
- We introduce a large dataset for this task and define several research tasks that can be evaluated using this dataset
- We propose baseline multimodal encoder decoder models for two such tasks and define appropriate metrics for evaluating these tasks

2 The Multimodal Dialogs (MMD) Dataset

As mentioned in the previous section, a key contribution of this paper is a large-scale dataset of 2-party dialogs that seamlessly employ multimodal data in their utterances and context and also demonstrate domain-specific knowledge in their series of interactions. Toward this goal, in this section, we first describe the methodology employed for collecting this dataset and then explain in detail the various sub-tasks exhibited by the dataset that open up new research problems.

2.1 Data Collection Methodology

The data collection process was performed by us in close coordination with a team of 20 fashion experts and primarily consisted of two steps, (i)

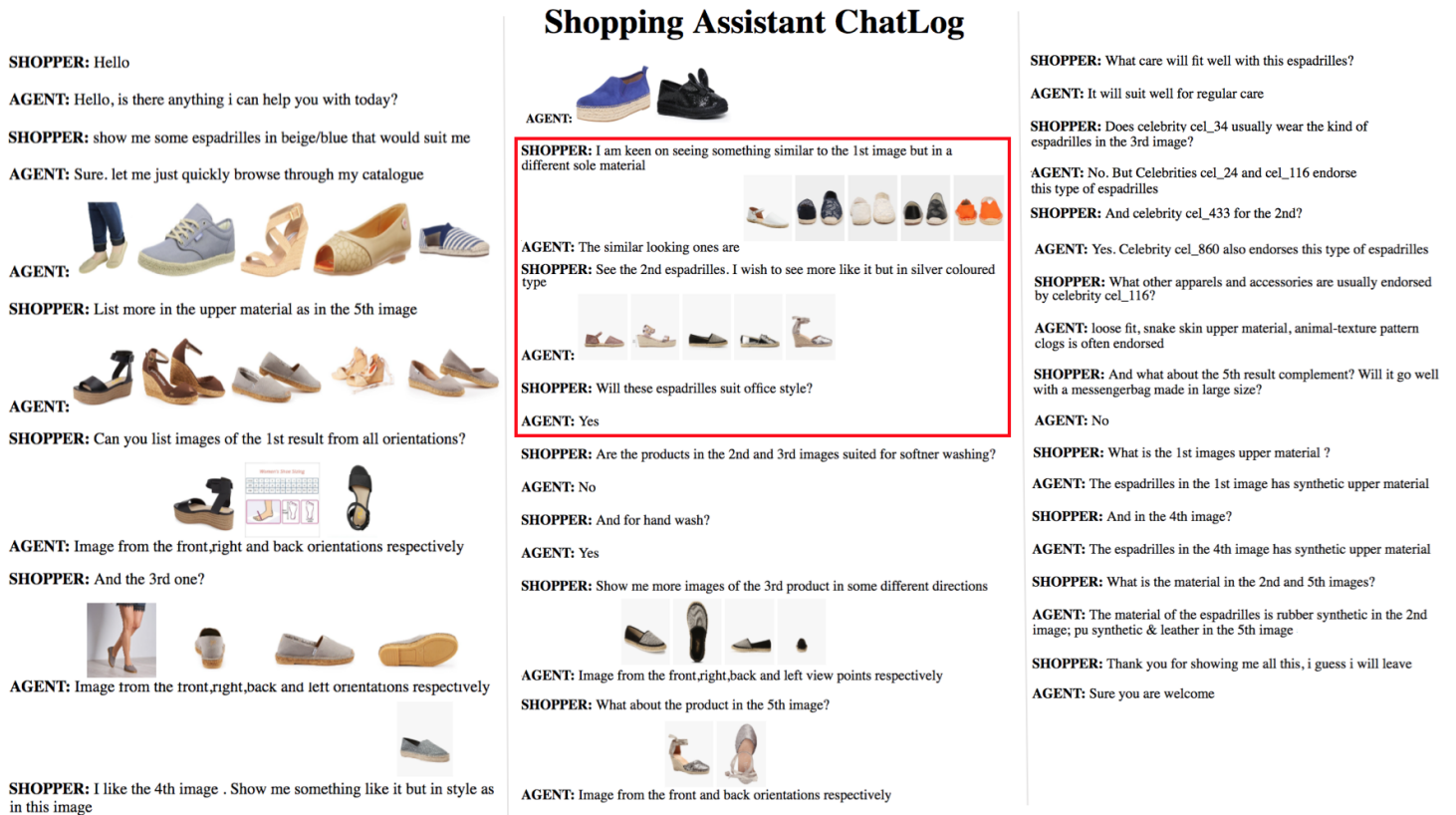


Figure 1: Example Dialog session between a shopper and an agent. **More examples of dialogue sessions are provided in the supplementary material**

curation and representation of a large-scale domain knowledge, and (ii) developing a large collection of multimodal conversations, each consisting of a series of interactions employing this knowledge. We next proceed to describe these 2 steps in detail.

2.1.1 Domain Knowledge Curation

Through our series of interviews with the domain experts, we observed that a lot of the complexity in a natural conversation in this domain comes from the background knowledge that both the expert agent and the shopper employ in their conversation. The expert’s domain knowledge is multitude in nature, varying from knowledge about which attire goes well with which accessory, to which celebrity is presently endorsing which kind of fashion items, or what kind of look is better suited for which occasion. Therefore, the first step in our data collection process was to curate this domain knowledge from unstructured multimodal content on the web at scale and represent them in a machine consumable manner. This process involved a series of steps as enumerated below:

1. Crawling over 1 Million fashion items from the web along with their available semi/un-structured information and associated image(s)

2. Parsing different types of domain knowledge from the free-text information, and curating them in a structured form after a round of manual inspection by domain experts.

2a. Creating a hand-crafted taxonomy of the different types of fashion items. For example, *man* > *apparel* > *layer-2-lower-body* > *trouser* > *formal-trousers*, *dressed pants*, *suit pants* i.e. *formal-trousers* is synonymous to *dressed pants* or *suit pants* and is a type of *trouser* which is again a type of *layer-2-lower body* apparel. Each entry in the taxonomy has a synonym-set (called “synset”). 282 such fashion “synsets” were collected from domain experts for men and 434 for women.

2b. Identifying the set of fashion attributes relevant (especially for the purpose of shopping) to each of the fashion synsets. Overall 52 such attributes (like color, pattern, style, price, wash-care information) were identified by domain experts, where 45 of them are visual attributes and remaining are meta-data attributed about the synset (e.g. wash-care information, price, seller ranking).

2c. Seeding the lexicon for each of these attributes with a set of realistic values provided by the domain experts

| Knowledge Base Statistics | | Examples |
|--|-------|---|
| #Items Crawled | 1.05M | - |
| Avg. #Images per item | 4 | - |
| #Fashion Synsets | 716 | shirt, trouser, tuxedo, loafer, stilettos, sunglasses, handbag, earring |
| #Fashion Attributes | 52 | color, pattern, material, brand, style, dial material, band color, lens material, price, wash-care, |
| #Visual Fashion Attributes | 45 | color, pattern, material, style, neck, sleeves, length, sole type, closure |
| #Meta-Info Attributes | 8 | price, wash-care, product ranking, brand, size, suitable occasions |
| Avg. #Fashion Attribute per Synset | 16 | - |
| Avg. #values per attribute | 4200 | - |
| #Coarse-Grained StyleTips (Synset, Synset association) | 8871 | shirt & trouser, tshirt & sneakers, tuxedo & cufflinks, suit & formal shoes, kurta & jeans |
| #Fine-Grained StyleTips (Attribute Synset, Attribute Synset association) | 350K | white shirt & black trousers, light t-shirt & dark jacket, black gown and silver stilettos |
| #Celebrity profiles | 411 | Celeb1 likes vegan-leather shoes, monochrome pastel shaded t-shirts and polyester jackets |
| Avg. #Fashion Synsets endorsed by a celebrity | 4 | Celeb1 endorses lehenga, saree, blouse, kurta, sandals and stilettos. |
| Avg. #Celebrities endorsing a fashion synset | 15 | - |
| #Fashion Synsets endorsed by celebrities | 252 | - |

Table 1: Domain Specific Knowledge Base Stats

3. Parsing the semi-structured catalog data into a single unified structured form of the tuple $\langle \text{fashion synset}, \{\text{fashion attribute:}\{\text{attribute values}\}\} \rangle$ where $\{\}$ denotes a set.

4. Constructing a distribution of attributes and their values for each of the fashion synsets, from the structured catalog data curated in step 3 and filtering them through a close manual inspection by the domain experts.

5. From the unstructured product description in the catalog, spotting and extracting style-tip information (e.g. black trousers go well with white shirt)

6. Creating fashion profiles for celebrities based on the type of clothes and accessories worn or endorsed by them. Since the profile information for real celebrities was proprietary, we generated profiles of imaginary celebrities by simulating a distribution of fashion synsets that each of these celebrities endorse, and a further distribution of fashion attributes preferred by these celebrities for each of these synsets. Note that doing so does not affect the generality of the dataset technically.

Statistics about the final domain knowledge curated using this semi-automated methodology are tabulated in Table 1

2.1.2 Gathering multimodal dialogs

During the interviews, the domain experts described in detail various phases of the sales process. For example, a dialog between the sales agent and a shopper who visits an e-commerce website with the objective of either buying or browsing one or more fashion items begins by the shopper providing their shopping requirements to the agent. The agent then browses the corpus and comes back with a mul-

timodal response (i.e. with a set of images that satisfy the shopper’s constraints and/or some associated text). Now, using this response the shopper provides feedback or modifies their requirements. Through this iterative response and feedback loop the shopper continues to explore their items of interest, adding chosen items to their shopping cart. The session continues until they either choose to exit without a purchase or culminates with the shopper buying one or more items. Note that at various steps during such a conversation, the response at the current step of the dialog is based on inference drawn from an aggregate of images and text in the unstructured dialog context as well as a structured background domain knowledge (which is again multimodal in nature).

The domain experts described each of these various possible states involved in the conversations, a subset of which are shown in Table 2. This was mapped to an expert model automata which consisted of a total of 21 state types for the shopper covering 83 states. Each such state had a specific intent and corresponding to them, a collection of representative utterance patterns involving both text and images were designed by us along with the experts. Each such state would exhibit the following 3 features: (a) multimodality of utterance/response: shopper’s utterance and the agent’s response could involve either text or image or both, (b) multimodality of context: shopper’s utterance would employ the context of the conversation which would include both the text history and a number of images and (c) combination of the structured domain knowledge and the unstructured dialog context, both being multimodal in nature

The domain experts then provided a large number of possible flows for a sales process in terms of customers proceeding from one state to another. These transitions were captured by the automata between these states with expert designed transition probabilities. The domain experts then inspected the outputs of small runs of the automata and provided feedback. This feedback was then incorporated to further refine the expert automata whose runs were again inspected by the experts. This iterative process was manually-intensive, and required closed coordination with the domain experts. Following this process, we produced a large-scale dataset of over 150K multimodal dialogs.

2.1.3 Qualitative Survey

In order to ensure that the dataset is representative and not biased by the specific fashion experts

| Automata State | State Description |
|--------------------------------------|---|
| greeting | Shopper greets |
| self-info | Shopper gives information about him/herself |
| give-requirement | Shopper describes his requirements |
| give-feedback, show-more | Shopper expresses preference towards one or more results in the context and possibly modifies his requirements and wants to see more |
| give-feedback, show-image, show-more | Shopper expresses preference towards one or more results shown currently or previously, and shows a new image to possibly modify his requirements and wants to see more |
| show-orientation | Shopper wants to see an item from different orientations |
| show-similar | Shopper wants to see similar to a particular item |
| goes-with | Shopper asks for style-tip |
| ask-attribute | Shopper asks about the attributes of the items shown |
| suited-for | Shopper asks for other types of meta-info about the items shown |
| sort-results | Shopper wants to sort the result set by some attribute |
| filter-results | Shopper wants to filter the results based on some attribute |
| celebrity | Shopper asks questions relating to some celebrities and his fashion items of interest |
| switch-synset | Shopper wants to switch back to the type of fashion synset he had seen previously |
| buy | Shopper wants to buy one or more items |
| exit | Shopper wants to exit |

Table 2: Details of example automata states

| Dataset Statistics | Train | Valid | Test |
|--|----------|---------|---------|
| #Dialogs(chat sessions) | 105,439 | 22,595 | 22,595 |
| Proportion in terms of dialogs | 70% | 15% | 15% |
| Avg. #Utterances per dialog | 40 | 40 | 40 |
| #Utterances with shopper's questions | 2080,115 | 446,610 | 445,472 |
| #Utterances ending in agent's image response | 904,233 | 194,645 | 193,446 |
| #Utterances ending in agent's text response | 1544,183 | 331,536 | 330,379 |
| Avg. #Positive images in agent's image response | 4 | 4 | 4 |
| Avg. #Negative images in agent's image response | 4 | 4 | 4 |
| Avg. #Words in shopper's Question | 12 | 12 | 12 |
| Avg. #Words in agent's text Response | 8 | 8 | 8 |
| Avg. #Automata states per dialog | 15 | 15 | 15 |
| Avg. #Dialogs having a particular automata state | 20,246 | 4,346 | 4,335 |
| Avg. #Automata state-types per dialog | 12 | 12 | 12 |
| Avg. #dialogs having a particular state-type | 59,638 | 12,806 | 12,764 |
| #Automata states | 83 | 83 | 83 |
| #Automata state types | 21 | 21 | 21 |
| Vocabulary Size (threshold frequency ≥ 2) | 7328 | - | - |

Table 3: Multimodal Dialog Dataset Statistics

interviewed, we conducted a survey of the dataset by involving a different set of 16 expert participants from the fashion domain. These experts were asked to evaluate both whether the text portions of the dialog are natural sounding and meaningful and whether the images in the dialog are appropriate. The survey was conducted with a randomly sampled set of 760 dialog sessions and the experts were asked to provide an overall rating between 1 to 5 (with 5 being most realistic).

Two types of errors were documented: (i) minor error being conversational mistakes (e.g. grammatical and phrasing error), (ii) severe error being logical mistakes (e.g. deductions errors in generating the image or text response, incorrect understanding of the shopper's question, wrong fashion recommendation, etc.). As the survey results in Table 5 show, the average rating obtained was 4 out of 5, thereby implying that on average there were only a few conversational errors in a typical sized dialog session consisting of about 40 utterances.

2.1.4 Discussion

Note that the first version of the dataset being published will not contain the background knowledge mined from this domain as it requires some

additional standardization, but this will be included in a subsequent release.

Also note that for evaluation purposes of the image response in selection/ranking mode (as described in the next section), a system would also need negative training examples. To support this, we also create a negative automata, which simulates a dialog between a shopper and an agent who always provides incorrect image responses in a dialog context. These incorrect examples alongside the correct image examples can be employed for training models for such evaluation settings.

2.2 Tasks

The proposed MMD dataset consists of multimodal, domain-aware conversations between 2 agents, and hence can be used for evaluating a wide variety of tasks. We describe each of these tasks and explain the technical challenges involved:

1. Text Response: Given a context of k turns the task here is to generate the next text response.

2. Image Response: Given a context of k turns the task here is to output the most relevant image(s). There are 2 typical approaches to achieve this:

2.1 Image Retrieval: Given a context of k turns and a database of images, retrieve and rank n images based on their relevance to the given context.

2.2 Image Generation: Given a context of k turns, generate the most relevant image (typically performed using generative models e.g. contextual GANs(Reed et al., 2016; Goodfellow et al., 2014)). We propose both tasks since the evaluation criteria for each approach is quite different.

3. Employing Domain-knowledge: This is essentially performing tasks (1) and (2) of text and image response generation using both the unstructured dialog context along with the structured domain knowledge. We propose this as a separate task to evaluate the impact of domain-knowledge.

4. User Modeling: Another important aspect of conversations is to study user behavior. Since different users exhibit significantly varying shopping behaviors such as buying preferences, speed of decision making, etc. we propose a task that explicitly models the shopper since it impacts the agent's most appropriate response at each step.

Setup: In this work, we focus on tasks (1) and (2.1). More specifically, the conversation system should be able to perform the following: (i) by utilizing the context, decide the modality of the response, i.e., whether the response should be a text or an image (ii) generate a text response if

| Type of Complexity | Description | Example |
|---|---|--|
| Long-Term Context | At the beginning of the session the user mentions his budget or size preference and after a few utterances, asks the agent to show something under his budget or size | <i>I like the 4th image. Show me something like it but in style as in this image. I want to see only within my budget.</i> |
| Quantitative Inference (Counting) | User points to the n th item displayed and asks a question about it | <i>Can you list images of the 1st result from all orientations?</i> |
| Quantitative Inference (Sorting / Filtering) | User asks to sort or filter from a list of items based on a numerical field, e.g. price or product rating | <i>I want to see only within my budget.</i> |
| Logical Inference | User likes one fashion attribute of the n th image displayed but does not like another attribute of the same | <i>I am keen on seeing something similar to the 1st image but in a different sole material</i> |
| Visual Inference | User asks a question or expresses a preference towards a fashion attribute in an image | <i>List more in the upper material of the 5th image and style as the 3rd and the 5th</i> |
| Inference over aggregate of Images | User's question can have multiple aspects, drawn from multiple images displayed in the current or past context | <i>List more in the upper material of the 5th image and style as the 3rd and the 5th</i> |
| Multimodal Inference | User gives partial information in form of images and text in the context | <i>See the first espadrille. I wish to see more like it but in a silver colored type</i> |
| Inference using domain knowledge and context | Sometimes inferences for the user's questions go beyond the dialog context to understanding the domain | <i>Are the products in the 2nd and 3rd image suited for softer washing?</i> |
| Coreference Resolution / Incomplete Question | Temporal continuity between successive questions from the user may cause some of them to be incomplete or to refer to items or aspects previously talked about | <i>Can you list images of the 1st result from all orientations? ... And the 3rd one?</i> |

Table 4: Anecdotal examples of different aspects of complexity in the MMD dataset. Examples in the 3rd column are snippets of the dialogue session illustrated in Figure 16

| % of Surveyed 760 Chat Sessions | Rating | Rating Chart |
|---------------------------------|--------|---|
| 42.0% | 5 | dialog is realistic with no errors |
| 30.0% | 4 | ≤ 2 Conversational Errors |
| 19.2% | 3 | ≤ 2 Conversational ≤ 2 Logical Errors |
| 6.8% | 2 | ≤ 2 Conversational ≤ 4 Logical Errors |
| 2.0% | 1 | > 2 Conversational and > 4 Logical Errors |

Table 5: Domain expert ratings in the qualitative survey on MMD dataset.

required, or (iii) if an image response is required then rank all the images in the catalog based on their contextual relevance as opposed to ranking a given set of m ($m < \text{catalog size}$) images.

In this work, we make two simplifications to this setup: (a) We evaluate the text response and image response task separately, which means that the system does not need to decide the modality of the response, and (b) instead of retrieving and ranking all of the images in the catalog/database, the system needs to rank only a given smaller subset of m images, which contain the correct image(s) in addition to a few incorrect ones. This simplified evaluation protocol of “selecting/ranking” the best response was proposed for the Ubuntu Dialog Corpus (Lowe et al., 2015) and helps provide more control on the experimental setup and evaluate individual parts of the system in a more thorough manner.

Given this setup, in the next section we propose baseline models for these tasks based on the encode-attend-decode paradigm.

3 Models

To empirically estimate the feasibility of the two tasks described earlier we implement one baseline method (and some variations thereof) for each task. These methods are based on the popular hierarchical encode-attend-decode paradigm (Serban et al., 2016a) typically used for (text) conversation systems. We split the description below into two parts (i) Multimodal encoder which is common for the

two tasks (ii) Multimodal decoder which is different depending on whether we need to generate a text response or predict an image response.

3.1 Multimodal encoder

As mentioned earlier, for both the tasks, the context contains k utterances. Each utterance in the context could either be (i) a text only utterance or (ii) an image only utterance or (iii) a multimodal utterance containing both text and images (as shown in Figure 2). We use a multimodal hierarchical encoder for computing the encoder representation in each of these cases as described below.

(a) Text only utterance: Every text utterance in the context is encoded using a recurrent neural network with GRU (Chung et al., 2014) cells in a process similar to the utterance level encoder described in (Serban et al., 2016a). This is the level 1 encoder in the hierarchical encoder.

(b) Image only utterance: In the current setup, each image or multimodal utterance can contain n_{max} number of images (in the example shown in Figure 2 n_{max} is 3). We encode each image using a 4096 dimensional representation obtained from the FC7 layer of a VGGNet-16 (Simonyan and Zisserman, 2014) convolutional neural network. The representation of the utterance is simply the concatenation of the individual images. This is also a part of the first level in the hierarchical encoder.

(c) Multimodal utterance: The text portion of the multimodal utterance is encoded using the same GRU cells as used for encoding the text only utterance. Similarly, the images in the multimodal utterance are encoded using the same VGGNet-16 as used for the image only utterance. The final representation of the multimodal utterance is simply the concatenation of the individual utterances.

Note that we expect a fixed number of images

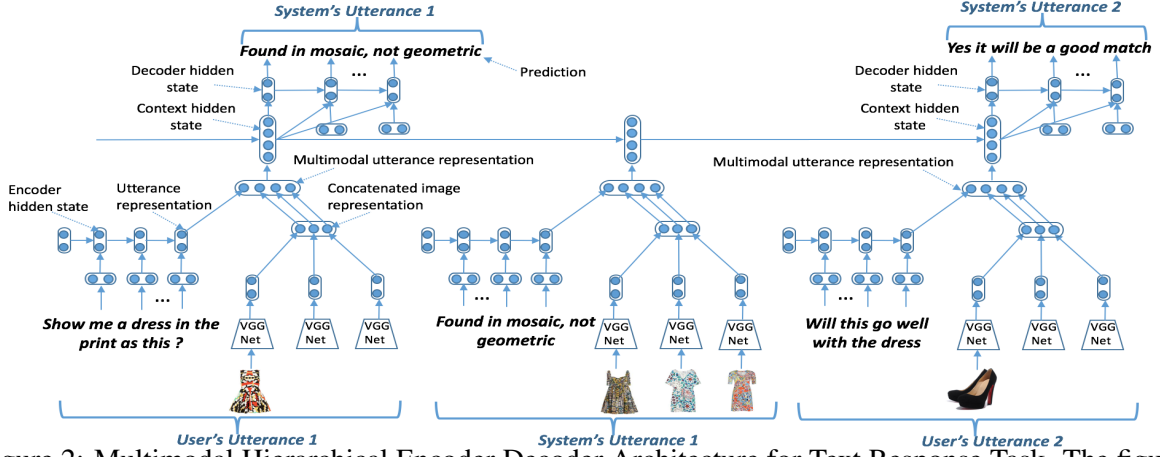


Figure 2: Multimodal Hierarchical Encoder Decoder Architecture for Text Response Task. The figure shows all multimodal utterances, but in general utterances can have either modality or both.

for each utterance and if there are fewer images we pad the utterance with empty images (similar to what is typically done for text inputs).

The multimodal utterance representation is then fed to a level two encoder which is again a GRU. This second level encoder (or context-level encoder) essentially encodes the sequence of utterances where the representation of each utterance in the sequence is computed and projected as described above. Figure 2 and Figure 3 show this process of computing the encoder representation for a given multimodal context.

3.2 Decoder for generating text responses

As shown in Fig. 2, we use a standard recurrent neural network based decoder with GRU cells. Such a decoder has been used successfully for various natural language generation tasks including text conversation systems (Serban et al., 2016b). We also implemented a version where we couple the decoder with an attention model. The attention model learns to pay attention to different time-steps of the second level encoder (again this has been tried successfully in the context of text conversation systems (Yao et al., 2016)).

3.3 Layer for ranking image responses:

The task here is to rank a given set of images depending on their relevance to the context. While training we are given a set of m images for each context of which only n_{pos_max} are relevant for the context. The remaining $m - n_{pos_max}$ are picked from the corresponding false image responses in the dataset. We train the model using a max margin loss. Specifically, we compute the cosine similarity between the learnt image embedding and the encoded representation of the multimodal context.

The model is then trained to maximize the margin between the cosine similarity for the correct image and the incorrect images. Fig. 3 depicts this for the case when $m = 2$ and $n_{pos_max} = 1$.

Note that due to space constraints we only provide pictorial representations of these models.

4 Experiments

In this section we describe the experimental setup used to evaluate the following models on the two tasks:

- **Hierarchical Encoder Decoder (ignoring image context)**, whose architecture is similar to that proposed in (Serban et al., 2016a)
- The proposed **Multimodal Hierarchical Encoder Decoder**, where we varied the size of the dialog context.
- The proposed **Multimodal Hierarchical Encoder Decoder with attention** over the multimodal utterance representation at each time step

4.1 Evaluating the Text Response Task

For this task we only considered those dialogs which end with a text response. The sizes of the training, validation and test sets are reported in the 6th row of Table 3. We tuned the following hyperparameters using the validation set; learning rate $\in \{1e-2, 1e-3, 4e-4\}$, RNN hidden unit size $\in \{256, 512\}$, text embedding size $\in \{256, 512\}$, image embedding size $\in \{256, 512\}$, batch size $\in \{32, 64\}$. The numbers in brackets indicate the distinct values of each hyperparameter we considered. We used Adam (Kingma and Ba, 2014) as the optimization algorithm. The results in Table 6 summarize the BLEU and NIST scores used as the evaluation metric for this task.

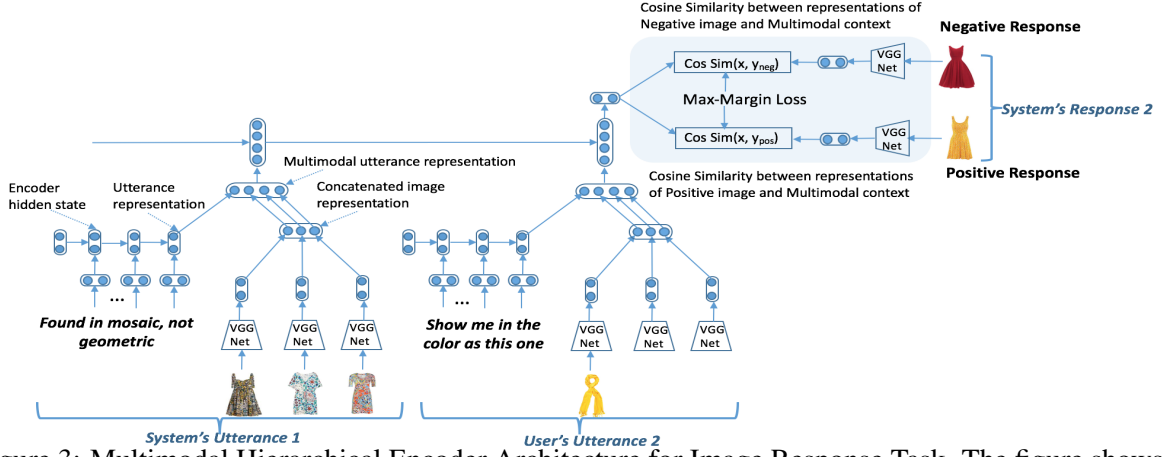


Figure 3: Multimodal Hierarchical Encoder Architecture for Image Response Task. The figure shows a single target positive and negative image, but in general, $m(>1)$ images can be provided as target

| Model | BLEU | NIST |
|---|-------------|-------------|
| HRED (ignoring image context) | 36.70 | 5.30 |
| Multimodal HRED (dialog context=2) | 33.65 | 4.95 |
| Multimodal HRED (dialog context=5) | 37.14 | 5.43 |
| Multimodal HRED (dialog context=10) | 38.2 | 5.37 |
| Multimodal HRED with Attention (dialog context=5) | 30.48 | 4.43 |

Table 6: Performance of the different models on the “Text Response Generation” task.

| Model | Recall@1 | Recall@2 | Recall@3 |
|---|--------------|--------------|--------------|
| HRED (ignoring image context) | 42.8% | 59.8% | 72.4% |
| Multimodal HRED (dialog context=2) | 43.4% | 60.0% | 72.3% |
| Multimodal HRED (dialog context=5) | 43.9% | 61.0% | 73.1% |
| Multimodal HRED (dialog context=10) | 36.8% | 54.8% | 68.6% |
| Multimodal HRED with Attention (dialog context=5) | 40.0% | 51.6% | 65.8% |

Table 7: Performance of the different models on the “Select Best Image Response” Task.

4.2 Evaluating Image Response Task

Here we only consider those dialogs that end in an image response from the system. The sizes of the training, validation and test sets are reported in the 5th row of Table 3. Both during training and testing, the model is provided with $m=5$ target images out of which only $n_{pos_max}=1$ is relevant and at test time the model has to rank the images in order of their relevance as a response to the given context. The hyperparameters of the model were tuned in the same way as mentioned above.

We use $Recall@top-m$ as the evaluation metrics where $top-m$ is varied from 1 to 3, and the model prediction is considered to be correct only if the true response is among the $top-m$ entries in the ranked list. The results are summarized in Table 7. In the supplementary material we provide examples of the model’s outputs for the two tasks.

4.3 Discussions

We make a few observations from the results.

- For both tasks, the basic model which does not use any image information performs almost at par with the models which use this information.

This suggests that we need better models for capturing the interactions between text and images. In particular, we need some common representation learning for the two modalities.

- While BLEU gives more importance to word ordering in calculating similarity, NIST emphasizes more on informative words. The low NIST scores suggest that the models need some external knowledge to understand the informative words in the domain.
- Adding attention degrades the performance. Though counter intuitive, this suggests we need better models for multimodal attention.
- Overall, we feel there is a lot of scope for improvement and the current models only establish the feasibility of the two tasks.

5 Conclusion

In this paper, we introduced the Multimodal Dialogs (MMD) dataset that is well suited to the task of studying multimodal domain-aware conversations in a wide variety of settings. This dataset was gathered by working closely with a group of 20 experts in the retail domain and consists of over .15 Million conversation sessions between shoppers and sales agents involving both text and images. Driven by the MMD dataset, we proposed 5 new sub-tasks along with their evaluation methodologies. We also proposed 2 multimodal deep learning models using the encode-attend-decode paradigm and demonstrated their performance on both text response generation and best image response selection. The performance numbers obtained demonstrate the feasibility of the involved sub-tasks and highlight the challenges involved.

References

- Stanislaw Antol, Aishwarya Agrawal, Jiasen Lu, Margaret Mitchell, Dhruv Batra, C. Lawrence Zitnick, and Devi Parikh. 2015. [VQA: visual question answering](#). In *2015 IEEE International Conference on Computer Vision, ICCV 2015, Santiago, Chile, December 7-13, 2015*. pages 2425–2433. <https://doi.org/10.1109/ICCV.2015.279>.
- Junyoung Chung, Caglar Gulcehre, KyungHyun Cho, and Yoshua Bengio. 2014. Empirical evaluation of gated recurrent neural networks on sequence modeling. *arXiv preprint arXiv:1412.3555*.
- Abhishek Das, Satwik Kottur, Khushi Gupta, Avi Singh, Deshraj Yadav, José M. F. Moura, Devi Parikh, and Dhruv Batra. 2016. [Visual dialog](#). *CoRR* abs/1611.08669. <http://arxiv.org/abs/1611.08669>.
- Harm de Vries, Florian Strub, Sarath Chandar, Olivier Pietquin, Hugo Larochelle, and Aaron C. Courville. 2016. [Guesswhat?! visual object discovery through multi-modal dialogue](#). *CoRR* abs/1611.08481. <http://arxiv.org/abs/1611.08481>.
- Ian J. Goodfellow, Jean Pouget-Abadie, Mehdi Mirza, Bing Xu, David Warde-Farley, Sherjil Ozair, Aaron C. Courville, and Yoshua Bengio. 2014. [Generative adversarial nets](#). In *Advances in Neural Information Processing Systems 27: Annual Conference on Neural Information Processing Systems 2014, December 8-13 2014, Montreal, Quebec, Canada*. pages 2672–2680. <http://papers.nips.cc/paper/5423-generative-adversarial-nets>.
- Diederik P. Kingma and Jimmy Ba. 2014. [Adam: A method for stochastic optimization](#). *CoRR* abs/1412.6980. <http://arxiv.org/abs/1412.6980>.
- Ryan Lowe, Nissan Pow, Iulian Serban, and Joelle Pineau. 2015. [The ubuntu dialogue corpus: A large dataset for research in unstructured multi-turn dialogue systems](#). In *Proceedings of the SIGDIAL 2015 Conference, The 16th Annual Meeting of the Special Interest Group on Discourse and Dialogue, 2-4 September 2015, Prague, Czech Republic*. pages 285–294. <http://aclweb.org/anthology/W/W15/W15-4640.pdf>.
- Tegan Maharaj, Nicolas Ballas, Aaron C. Courville, and Christopher Joseph Pal. 2016. [A dataset and exploration of models for understanding video data through fill-in-the-blank question-answering](#). *CoRR* abs/1611.07810. <http://arxiv.org/abs/1611.07810>.
- Nasrin Mostafazadeh, Chris Brockett, Bill Dolan, Michel Galley, Jianfeng Gao, Georgios P. Spithourakis, and Lucy Vanderwende. 2017. [Image-grounded conversations: Multimodal context for natural question and response generation](#). *CoRR* abs/1701.08251. <http://arxiv.org/abs/1701.08251>.
- Scott Reed, Zeynep Akata, Xinchun Yan, Lajanugen Logeswaran, Bernt Schiele, and Honglak Lee. 2016. [Generative adversarial text-to-image synthesis](#). In *Proceedings of The 33rd International Conference on Machine Learning*.
- Alan Ritter, Colin Cherry, and Bill Dolan. 2010. [Un-supervised modeling of twitter conversations](#). In *Human Language Technologies: Conference of the North American Chapter of the Association of Computational Linguistics, Proceedings, June 2-4, 2010, Los Angeles, California, USA*. pages 172–180. <http://www.aclweb.org/anthology/N10-1020>.
- Iulian V. Serban, Alessandro Sordoni, Yoshua Bengio, Aaron Courville, and Joelle Pineau. 2016a. [Building end-to-end dialogue systems using generative hierarchical neural network models](#). In *Proceedings of the Thirtieth AAAI Conference on Artificial Intelligence*. AAAI Press, AAAI’16, pages 3776–3783. <http://dl.acm.org/citation.cfm?id=3016387.3016435>.
- Iulian Vlad Serban, Alessandro Sordoni, Ryan Lowe, Laurent Charlin, Joelle Pineau, Aaron C. Courville, and Yoshua Bengio. 2016b. [A hierarchical latent variable encoder-decoder model for generating dialogues](#). *CoRR* abs/1605.06069. <http://arxiv.org/abs/1605.06069>.
- K. Simonyan and A. Zisserman. 2014. Very deep convolutional networks for large-scale image recognition. *CoRR* abs/1409.1556.
- Oriol Vinyals and Quoc V. Le. 2015. [A neural conversational model](#). *CoRR* abs/1506.05869. <http://arxiv.org/abs/1506.05869>.
- Oriol Vinyals, Alexander Toshev, Samy Bengio, and Dumitru Erhan. 2015. [Show and tell: A neural image caption generator](#). In *IEEE Conference on Computer Vision and Pattern Recognition, CVPR 2015, Boston, MA, USA, June 7-12, 2015*. pages 3156–3164. <https://doi.org/10.1109/CVPR.2015.7298935>.
- Kelvin Xu, Jimmy Ba, Ryan Kiros, Kyunghyun Cho, Aaron C. Courville, Ruslan Salakhutdinov, Richard S. Zemel, and Yoshua Bengio. 2015. [Show, attend and tell: Neural image caption generation with visual attention](#). In *Proceedings of the 32nd International Conference on Machine Learning, ICML 2015, Lille, France, 6-11 July 2015*. pages 2048–2057. <http://jmlr.org/proceedings/papers/v37/xuc15.html>.
- Kaisheng Yao, Baolin Peng, Geoffrey Zweig, and Kam-Fai Wong. 2016. [An attentional neural conversation model with improved specificity](#). *CoRR* abs/1606.01292. <http://arxiv.org/abs/1606.01292>.
- Haonan Yu, Jiang Wang, Zhiheng Huang, Yi Yang, and Wei Xu. 2016. [Video paragraph captioning using hierarchical recurrent neural networks](#). In *2016 IEEE Conference on Computer Vision and Pattern Recognition, CVPR 2016, Las Vegas,*

NV, USA, June 27-30, 2016. pages 4584–4593.
<https://doi.org/10.1109/CVPR.2016.496>.

Kuo-Hao Zeng, Tseng-Hung Chen, Ching-Yao Chuang, Yuan-Hong Liao, Juan Carlos Niebles, and Min Sun. 2016. [Leveraging video descriptions to learn video question answering](#). *CoRR* abs/1611.04021. <http://arxiv.org/abs/1611.04021>.

6 Supplementary Materials


6.1 Examples of Text Responses generated by the proposed Multimodal HRED model

This section enumerates some of the examples taken from the test set, of the model generating the agent’s text responses. In each figure, the last row (in red) is the predicted output of the system and directly above it is the true response from the original dialog in the dataset. The multimodal content appearing above is the context fed into the model to generate this response.


SHOPPER: And what about celebrity cel_334 for the 5th one?

AGENT: No.

SHOPPER: I dont like the 1st image . Show me something in material as in this image



AGENT:



SHOPPER: How about the trackpants in the 4th image? What will go well with it?

AGENT: It can go well with casual style, cotton fabrics t-shirt

SHOPPER: And what about with the 4th one?

AGENT: It can go well with lifestyle, silver colouring footwear and with sports style, white coloring, casual-sports type t-shirt

PREDICTED: it can go well with casual style

Figure 4: Example text response generated by the proposed multimodal HRED model


AGENT: Hello, is there anything i can help you with?

SHOPPER: I am looking for my uncle. his age is 40 years.

AGENT: Thanks for the information

SHOPPER: I am very much interested in going through your collection of training shoes within the range USD between 120.0 and 620.0 that i can gift him .

AGENT: Good!ill just take a quick scan through my catalog



AGENT:

SHOPPER: Does celebrity cel_230 wear the kind of training shoes in the 4th image?

AGENT: Yes.

PREDICTED: Yes.

Figure 5: Example text response generated by the proposed multimodal HRED model

6.2 Examples of Target Images Ranked by the proposed Multimodal HRED model

Here, we similarly enumerate some of the example outputs for the Image Response Selection task taken from the test set. The model is given a multimodal context of an ongoing dialog and a set of target images, which it has to rank in order of their relevance as a response, given the context. The target images are shown in the bottom row for every example, and the true positive response and the true negative response (according to the dataset) is demarcated by a green or a red box respectively. The model internally scores each of these images based on the likelihood of the image being a response, given the context. In the

SHOPPER: I like the 4th image . Show me something like it but in brand as in this image . Can you please show within my budget



AGENT:

SHOPPER: Are the products in the 3rd and 5th images suited for casual style?

AGENT: Yes

SHOPPER: And what about the ones in the 2nd, 1st and 4th images?

AGENT: Yes

PREDICTED: Yes

Figure 6: Example text response generated by the proposed multimodal HRED model

SHOPPER: I like the 2nd sandals. Show me something similar to it but in suede soled type



AGENT:

SHOPPER: I dont like the 4th image . Show me something in material as in this image



AGENT:

SHOPPER: What is the 2nd images material ?

AGENT: The material in 2nd image is mesh

PREDICTED: The material in 2nd image is synthetic

Figure 7: Example text response generated by the proposed multimodal HRED model

figures, the target images have been sorted by the cosine similarity score given out by the model, where a higher value of similarity implies a higher confidence of the model in that image being a relevant response.

SHOPPER: Show me items similar to the 3rd image



AGENT: The similar looking ones are

SHOPPER: I like these. Show me more in the color as in the 3rd image from what you had previously shown me in maxi dress



AGENT:

SHOPPER: What is the fit, collar and color in the 5th result?

AGENT: the maxi dress in the 5th image has grey color regular collar regular fit

SHOPPER: And what about weave and color in the 3rd one?

AGENT: the maxi dress in the 3rd image has grey color georgette weave

PREDICTED: the maxi dress in the 3rd image has black color georgette weave

Figure 8: Example text response generated by the proposed multimodal HRED model

AGENT: The cardigan in the 4th image has basic style

SHOPPER: And in the 5th image?

AGENT: The cardigan in the 5th image has casual style

SHOPPER: No i dont like the 1st cardigan. Show me something in thats somewhat round in type



AGENT:



SHOPPER: Will the product in the 4th result go with the one in this image?

AGENT: No

SHOPPER: I dont like the 1st result . Show me something in print as in the 3rd image

AGENT:

Target
Images

Cosine
Similarity



Figure 9: Example target images ranked by the proposed multimodal HRED model

6.3 Examples of dialog sessions from MMD dataset

In this section we show some of the sample dialog sessions between a shopper and an agent, where each dialog culminates in either a successful purchase or with the shopper exiting without a purchase.

SHOPPER: What is the color and print in the 3rd result?

AGENT: the coat in the 3rd image has black color lace print

SHOPPER: And fit and color in the 1st one?


AGENT: the coat in the 1st image has blue color slim fit

SHOPPER: I like the 2nd image . Show me something like it but in material as in this image



AGENT:

Target
Images



Cosine
Similarity

0.87

0.52

0.41

-0.61

-0.78

-0.84

Figure 10: Example target images ranked by the proposed multimodal HRED model

SHOPPER: Hello

AGENT: Hi, How can i help you today?

SHOPPER: I am buying for my buddy. she is 33-yr old.

AGENT: Great!

SHOPPER: I am interested in going through hand bag within INR 1400.0 that i can buy for her .

AGENT: Good!Got it. Just showing you in a minute

AGENT:

Target
Images



Cosine
Similarity

0.92

0.63

0.75

0.74

0.63

0.6

0.58

-0.56

Figure 11: Example target images ranked by the proposed multimodal HRED model

Shopping Assistant ChatLog


SHOPPER: Good Morning

AGENT: Hello, is there anything i can help you with?

SHOPPER: I am very much interested in shopping for xl sized culotes that would suit me .

AGENT: Absolutely. Just give me a few seconds to browse through my catalog

AGENT:



SHOPPER: What style would be suited for dungaree in 2nd, 3rd and 4th images ?


AGENT: The dungaree in the 2nd and 3rd and 4th images will suit well for these style

SHOPPER: What is the material and print in the 5th result?

AGENT: the dungaree in the 5th image has hand print 100% polyester material

SHOPPER: I am keen on seeing something similar to the 4th image but in a different print

AGENT: The similar looking ones are



SHOPPER: Will dungaree be complementary for soft cleaning?

AGENT: No

SHOPPER: what about urban life style?

AGENT: No

SHOPPER: Show me more images of the 2nd product in some different orientations

AGENT: Sorry i couldnt find any other orientations for this image

SHOPPER: And what about the 1st result?

AGENT: Image from the profile,back and left point of views respectively



SHOPPER: I like the fit in the 5th one but not the material. I want to see a few more which match that criteria

AGENT:



SHOPPER: Show me more in the type as in the 2nd image from what you had previously shown me in dungaree

AGENT: Sorry i dont seem to have anything in regular but would you like to see some in others

SHOPPER: Which of these are in my size?

AGENT: Sorry none of the products satisfy your constraints from the old set

AGENT: Here are some new results.

AGENT:



SHOPPER: Can you give the color in the 4th image?

AGENT: The dungaree in the 4th image has solid and black color

SHOPPER: Which of the celebrities usually wear similar looking dungaree as in the 5th image?

AGENT: celebrities cel_100 and cel_2126 endorse this kind of dungaree

SHOPPER: Will dungaree be complementary for unqie style?

AGENT: No

SHOPPER: Does celebrity cel_68 endorse the kind of dungaree in the 1st image?

AGENT: Yes.

SHOPPER: I want to buy the 1st one

AGENT: Sure. Thats a great dungaree Thanks for shopping with us.

Figure I2: Example dialog session between a shopper and an agent

Shopping Assistant ChatLog

SHOPPER: Hi

AGENT: Hi, please tell me, anything i can help you with?


SHOPPER: I am looking to buy for my brother who is 26 years of age.

AGENT: Thanks for the information

SHOPPER: I am keen on going through your collection of casual jacket holding mid rise him .


AGENT: Absolutely. Ill just take a few seconds to quickly browse through my catalog of items

AGENT:




SHOPPER: Can you show something similar to the 2nd image?

AGENT: The similar looking ones are



SHOPPER: The 1st casual jacket looks catchy. Can I have something like it but that is somewhat khaki in color

AGENT:



SHOPPER: Did you check the collar in the 1st image? What is it?

AGENT: The casual jacket in the 1st image has regular collar

SHOPPER: Does celebrity cel_356 wear the kind of casual jacket in the 1st image?

AGENT: Yes.

SHOPPER: From all orientations, show me few images of the 1st result

AGENT: Image from the front,right,back and left directions respectively



SHOPPER: And for the image 2nd?

AGENT: Image from the front,right,back and left orientations respectively



SHOPPER: Can you show me something in regular styled type. I dont like the 1st casual jacket.

AGENT:



SHOPPER: Can you show similar to what celebrity cel_529 usually wears?

AGENT:



SHOPPER: Which of the celebrities usually wear similar looking casual jacket as in the 5th image?

AGENT: celebrities cel_1592 and cel_1635 endorse this kind of casual jacket

SHOPPER: Will casual jacket be fitting for regular clean?

AGENT: Yes

SHOPPER: And for delicate hand?

AGENT: No

SHOPPER: How is the 2nd image?. Does it have the material polyester?

AGENT: Yes.

SHOPPER: This casual jacket would be suited for what?

SHOPPER: Does celebrity cel_3554 endorse the kind of casual jacket in the 2nd image?

AGENT: No.

SHOPPER: Will the slim fitting casual jacket in the 2nd result support the cotton or chino material trousers?

AGENT: Yes

SHOPPER: And the solid patterned casual jacket in this image with leather boots?


AGENT: Yes

SHOPPER: What style would be suited for casual jacket in 4th, 2nd and 3rd images ?

AGENT: The casual jacket in the 2nd and 4th and 3rd images will suit well for solid style

SHOPPER: Can you list images of the 4th result from all orientations?

AGENT: Image from the front and back viewpoints respectively



SHOPPER: By the way, how about the material in the 5th image?

AGENT: The casual jacket in the 5th image has solid material

SHOPPER: Thank you for showing me all this, i guess i will leave

AGENT: Do provide us a feedback on your experience. Bye

Figure I3: Example dialog session between a shopper and an agent

Shopping Assistant ChatLog

AGENT: Hello please tell me, anything i can help you with today?


SHOPPER: I am keen on looking at some of your best hand-bag that would suit me .

AGENT: It would help to also know your gender

SHOPPER: female


AGENT: Great!Showing you, just a minute

AGENT:




SHOPPER: Suggest me images of the 3rd result from all different directions

AGENT: Image from the profile,right,back and left view points respectively



SHOPPER: And how about for the 2nd image?

AGENT: Image from the profile orientation



SHOPPER: Which of the celebrities wear similar looking hand bag as in the 2nd image?


AGENT: celebrity cel_1627 endorses this kind of hand bag

SHOPPER: And as in the 3rd one?

AGENT: celebrities cel_2555 and cel_66 and cel_860 endorse this kind of hand bag


SHOPPER: Can I have 1st results images from all possible orientations

AGENT: Image from the profile,right,back and left view points respectively




SHOPPER: And how about for the 5th product?

AGENT: Image from the profile,right,back and left view points respectively




SHOPPER: I dont like the 2nd result . Show me something in material as in the 3rd image

AGENT:




SHOPPER: I want to see more in the material similar to the 2nd image

AGENT:



SHOPPER: Can you list images of the 1st result from all orientations?

AGENT: Image from the front,right,back and left orientations respectively



SHOPPER: What will pair well along with the 4th image?


AGENT: It can go well with aviator and cat-eye rimmed sunglasses and with black or silver coloring stilletos and with canvas sole, curvas and rubber material footwear

SHOPPER: And with the 4th one?

AGENT: It can go well with oxford and synthetic fabrics bag


SHOPPER: I would like to look for a few of your best ethnic styled bag .

AGENT:




SHOPPER: I like the kind of bag usually worn by celebrity cel_1991. Can you show more like those?

AGENT:




SHOPPER: How about a few more options in the material as in the 5th image?

AGENT:




SHOPPER: I would like to look at your collection of velcro type closure shoe containing soles made out of suede of about INR 3200.0 for myself .

AGENT: Sorry I cant find anything in suede but would you like something in lace



SHOPPER: I like the sole material in the 4th product but not the fit. Please show me some more

AGENT:



SHOPPER: I think i want to buy the 3rd one

AGENT: Absolutely, thats a great footwear

Figure 14: Example dialog session between a shopper and an agent

Shopping Assistant ChatLog

SHOPPER: Good Morning

AGENT: Hello, please tell me what i can help you with?

SHOPPER: I want to buy some v-neck shaped casual-jacket in a regular fit that i can buy for my buddy .

AGENT: May i please ask the gender


SHOPPER: female

SHOPPER: she is 45 years of age.

AGENT: Great!


AGENT: Ill just take a few seconds to quickly browse through my catalog

AGENT: Sorry I cant find anything in v-neck but i can show you some in different neck



SHOPPER: Can you show me something in thats like long in type. I dont like the 5th casual jacket.

AGENT:



SHOPPER: And how about the 3rd result complement? Will it go well with a blue colored jeans?

AGENT: Yes

SHOPPER: And sandals that looks brown coloured?


AGENT: Yes

SHOPPER: Which of the celebrities usually wear casual jacket similar looking to the one in the 4th image?

AGENT: celebrities cel_1627 and cel_2243 and cel_3205 endorse this kind of casual jacket


SHOPPER: I am here to look for faux leather type sole material contained in sandal that i can gift her .

AGENT:



SHOPPER: I like the kind of sandals usually worn by celebrity cel_2036. Can you show more like those?

AGENT:




SHOPPER: Does celebrity cel_2036 endorse the kind of sandals in the 4th image?

AGENT: Yes.

SHOPPER: Can I have 2nd results images from some possible orientations

AGENT: Image from the front,right,back and left views respectively



SHOPPER: No i think ditch the sandals I want to go back and look at the casual jacket you had shown before

SHOPPER: Do you think is it style military in the 2nd image?

AGENT: No. The style in the 2nd image is casual

SHOPPER: And for the 3rd product as well?

AGENT: Yes.

SHOPPER: Will the product in the 3rd result justify the skirt constituted of suede material in this image?

AGENT: Yes

SHOPPER: And how about pu leather type sole material contained in mocassins in this image??

AGENT: No

SHOPPER: And, how about the style in the 4th image?


AGENT: The casual jacket in the 4th image has elegant and casual style

SHOPPER: What about this color ?

AGENT: The casual jacket in the 4th image has blue color

SHOPPER: I would like to see wrap-around with rise as mid that she would like .

AGENT:




SHOPPER: Does celebrity cel_3187 usually wear the kind of skirt in the 1st image?

AGENT: No.

SHOPPER: Can you show me something in having material made in cotton. I dont like the 1st skirt.

AGENT:



SHOPPER: I want to buy the 1st one

AGENT: Sure. Thats a great choice

Figure 15: Example dialog session between a shopper and an agent

Shopping Assistant ChatLog

SHOPPER: Hi there

AGENT: Hello, what i can help you with?

SHOPPER: Hi, Can you show me some party styled muffler that would suit me .

AGENT: May i please ask your gender


SHOPPER: female

SHOPPER: I am a woman 25 years of age

AGENT: Ok great! this helpful


AGENT: let me just quickly scan through my catalogue

AGENT:




SHOPPER: Can I have 3rd results images from all possible orientations

AGENT: Image from the profile,back and left orientations respectively



SHOPPER: And for the result in the 2nd image?

AGENT: Image from the profile,right,back and left orientations respectively



SHOPPER: Will scarf in the 3rd image complement outdoor style?


AGENT: Yes

SHOPPER: What style would be suited for scarf in 5th, 4th and 2nd images ?

AGENT: The scarf in the 4th and 5th and 2nd images will suit well for chic and ethnic and vibrant style


SHOPPER: I dont quite like the style in the 3rd one. Can you show me some more

AGENT:




SHOPPER: I want to see something similar to the 5th image but in a different material

AGENT: The similar looking ones are




SHOPPER: can you show these sorted by best seller ranking

AGENT:




SHOPPER: Will the product in the 3rd result agree with the black colored thermal in this image?



AGENT: No


SHOPPER: And with the classic fit footwear in this image?



AGENT: No


SHOPPER: Show me items similar to the 1st image

AGENT: The similar looking ones are



SHOPPER: Show some more in the style as in the result 4th?

AGENT:



SHOPPER: Im interested in buying the 5th one

AGENT: Great choice Hope you had a great shopping experience

Figure 16: Example dialog session between a shopper and an agent