

# Topic modeling of public repositories at scale using names in source code

Vadim Markovtsev  
vadim@sourced.tech

Eiso Kant  
eiso@sourced.tech

source{d}, Madrid, Spain  
February 2017

**Abstract**—Programming languages themselves have a limited number of reserved keywords and character based tokens that define the language specification. However, programmers have a rich use of natural language within their code through comments, text literals and naming entities. The programmer defined names that can be found in source code are a rich source of information to build a high level understanding of the project. The goal of this paper is to apply topic modeling to names used in over 13.6 million repositories and perceive the inferred topics. One of the problems in such a study is the occurrence of duplicate repositories not officially marked as forks (obscure forks). We show how to address it using the same identifiers which are extracted for topic modeling.

We open with a discussion on naming in source code, we then elaborate on our approach to remove exact duplicate and fuzzy duplicate repositories using Locality Sensitive Hashing on the bag-of-words model and then discuss our work on topic modeling; and finally present the results from our data analysis together with open-access to the source code, tools and datasets.

**Index Terms**—programming, open source, source code, software repositories, git, GitHub, topic modeling, ARTM, locality sensitive hashing, MinHash, open dataset, data.world.

## I. INTRODUCTION

There are more than 18 million non-empty public repositories on [GitHub](#) which are not marked as forks. This makes GitHub the largest version control repository hosting service. It has become difficult to explore such a large number of projects and nearly impossible to classify them. One of the main sources of information that exists about public repositories is their code.

To gain a deeper understanding of software development it is important to understand the trends among open-source projects. Bleeding edge technologies are often used first in open source projects and later employed in proprietary solutions when they become stable enough<sup>1</sup>. An exploratory analysis of open-source projects can help to detect such trends and provide valuable insight for industry and academia.

Since GitHub appeared the open-source movement has gained significant momentum. Historically developers would manually register their open-source projects in software digests. As the number of projects dramatically grew, those lists became very hard to update; as a result they became more fragmented and started exclusively specializing in narrow

<sup>1</sup>Notable examples include the Linux OS kernel, the PostgreSQL database engine, the Apache Spark cluster-computing framework and the Docker containers.

technological ecosystems. The next attempt to classify open source projects was based on manually submitted lists of keywords. While this approach works [1], it requires careful keywords engineering to appear comprehensive, and thus not widely adopted by the end users in practice. GitHub introduced repository tags in January 2017 which is a variant of manual keywords submission.

The present paper describes how to conduct fully automated topic extraction from millions of public repositories. It scales linearly with the overall source code size and has substantial performance reserve to support the future growth. We propose building a bag-of-words model on names occurring in source code and applying proven Natural Language Processing algorithms to it. Particularly, we describe how "Weighted MinHash" algorithm [2] helps to filter fuzzy duplicates and how an Additive Regularized Topic Model (ARTM) [3] can be efficiently trained. The result of the topic modeling is a nearly-complete open source projects classification. It reflects the drastic variety in open source projects and reflect multiple features. The dataset we work with consists of approx. 18 million public repositories retrieved from GitHub in October 2016.

The rest of the paper is organised as follows: Section II reviews prior work on the subject. Section III elaborates on how we turn software repositories into bags-of-words. Section IV describes the approach to efficient filtering of fuzzy repository clones. Section V covers the building of the ARTM model with 256 manually labeled topics. Section VI presents the achieved topic modeling results. Section VII lists the opened datasets we were able to prepare. Finally, section VIII presents a conclusion and suggests improvements to future work.

## II. RELATED WORK

### A. Academia

There was an open source community study which presented statistics about manually picked topics in 2005 by J. Xu et.al. [4].

Blincoe et.al. [5] studied GitHub ecosystems using reference coupling over the GHTorrent dataset [6] which contained 2.4 million projects. This research employs an alternative topic modeling method on source code of 13.6 million projects.

Instead of using the GHTorrent dataset we've prepared open datasets from almost all public repositories on GitHub to be able to have a more comprehensive overview.

M. Lungi [7] conducted an in-depth study of software ecosystems in 2009, the year when GitHub appeared. The examples in this work used samples of approx. 10 repositories. And the proposed discovery methods did not include Natural Language Processing.

The problem of the correct analysis of forks on GitHub has been discussed by Kalliamvakou et.al. [8] along with other valuable concerns.

Topic modeling of source code has been applied to a variety of problems reviewed in [9]: improvement of software maintenance [10], [11], defects explanation [12], concept analysis [13], [14], software evolution analysis [15], [16], finding similarities and clones [17], clustering source code and discovering the internal structure [18], [19], [20], summarizing [21], [22], [23]. In the aforementioned works, the scope of the research was focused on individual projects.

The usage of topic modeling [24] focused on improving software maintenance and was evaluated on 4 software projects. Concepts were extracted using a corpus of 24 projects in [25]. Giriprasad Sridhara et.al. [26], Yang and Tan [27], Howard et.al. [28] considered comments and/or names to find semantically similar terms; Haiduc and Marcus [29] researched common domain terms appearing in source code. The presented approach in this papers reveals similar and domain terms, but leverages a much significantly larger dataset of 13.6 million repositories.

Bajracharya and Lopes [30] trained a topic model on the year long usage log of Koders, one of the major commercial code search engines. The topic categories suggested by Bajracharya and Lopes share little similarity with the categories described in this paper since the input domain is much different.

## B. Industry

To our knowledge, there are few companies which maintain a complete mirror of GitHub repositories. `source{d}` [31] is focused on doing machine learning on top of the collected source code. Software Heritage [32] strives to become `web.archive.org` for open source software. SourceGraph [33] processes source code references, internal and external, and created a complete reference graph for projects written in Golang.

`libraries.io` [34] is not GitHub centric but rather processes the dependencies and metadata of open source packages fetched from a number of repositories. It analyses the dependency graph (at the level of projects, while SourceGraph analyses at the level of functions).

## III. BUILDING THE BAG-OF-WORDS MODEL

This section follows the way we convert software repositories into bags-of-words, the model which stores each project as a multiset of its identifiers, ignoring the order while maintaining multiplicity.

For the purpose of our analysis we choose to use the latest version of the master branch of each repository. And treat each repository as a single document. An improvement for further research would be to use the entire history of each repository including unique code found in each branch.

### A. Preliminary Processing

Our first goal is to process each repository to identify which files contain source code, and which files are redundant for our purpose. GitHub has an open-source machine learning based library named `linguist` [35] that identifies the programming language used within a file based on its extension and contents. We modified it to also identify vendor code and automatically generated files. The first step in our pre-processing is to run `linguist` over each repository's master branch. From 11.94 million repositories we end up with 402.6 million source files in which we have high confidence it is source code written by a developer in that project. Identifying the programming language used within each file is important for the next step, the names extraction, as it determines the programming language parser.

### B. Extracting Names

Source code highlighting is a typical task for professional text editors and IDE's. There have been several open source libraries created to tackle this task. Each works by having a grammar file written per programming language which contains the rules. `Pygments` [36] is a high quality community-driven package for Python which supports more than 400 programming languages and markups. According to `Pygments`, all source code tokens are classified across the following categories: comments, escapes, indentations and generic symbols, reserved keywords, literals, operators, punctuation and names.

`Linguist` and `Pygments` have different sets of supported languages. `Linguist` stores it's list at [master/lib/linguist/languages.yml](https://github.com/github/linguist/blob/master/lib/linguist/languages.yml) and the similar `Pygments` list is stored as `pygments.lexers.LEXERS`. Each has nearly 400 items and the intersection is approximately 200 programming languages ("programming" `Linguist`'s item type). The languages common to `Linguist` and `Pygments` which were chosen are listed in appendix A. In this research we apply `Pygments` to the 402.6 million source files to extract all tokens which belong to the type `Token.Name`.

### C. Processing names

The next step is to process the names according to naming conventions. As an example `class FooBarBaz` adds three words to the bag: `foo`, `bar` and `baz`, or `int wdSize` should add two: `wdsize` and `size`. Fig. 1 is the full listing of the function written in Python 3.4+ which splits identifiers.

In this step each repository is saved as an `sqlite` database file which contains a table with: programming language, name extracted and frequency of occurrence in that repository. The total number of unique names that were extracted were 17.28 million.

Fig. 1. Identifier splitting algorithm, Python 3.4+

```

NAME_BREAKUP_RE = re.compile(r"^[a-zA-Z]+")

def extract_names(token):
    token = token.strip()
    prev_p = [""]

    def ret(name):
        r = name.lower()
        if len(name) >= 3:
            yield r
            if prev_p[0]:
                yield prev_p[0] + r
                prev_p[0] = ""
            else:
                prev_p[0] = r

    for part in NAME_BREAKUP_RE.split(token):
        if not part:
            continue
        prev = part[0]
        pos = 0
        for i in range(1, len(part)):
            this = part[i]
            if prev.islower() and this.isupper():
                yield from ret(part[pos:i])
                pos = i
            elif prev.isupper() and this.islower():
                if 0 < i - 1 - pos <= 3:
                    yield from ret(part[pos:i - 1])
                    pos = i - 1
                elif i - 1 > pos:
                    yield from ret(part[pos:i])
                    pos = i
            prev = this
        last = part[pos:]
        if last:
            yield from ret(last)

```

#### D. Stemming names

It is common to stem names when creating a bag-of-words in NLP. Since we are working with natural language that is predominantly English we have applied the Snowball stemmer [37] from the Natural Language Toolkit (NLTK) [38]. The stemmer was applied to names which were >6 characters long. In further research a diligent step would be to compare results with and without stemming of the names, and also to predetermine the language of the name (when available) and apply stemmers in different languages.

The length of words on which stemming was applied was chosen after the manual observation that shorter identifiers tend to collide with each other when stemmed and longer identifiers need to be normalized. Fig. 2 represents the distribution of identifier lengths in the dataset:

It can be seen that the most common name length is 6. Fig. 3 is the plot of the number of unique words in the dataset depending on the stemming threshold:

We observe the breaking point at length 5. The vocabulary size linearly grows starting with length 6. Having manually inspected several collisions on smaller thresholds, we came to

Fig. 2. Name lengths distribution

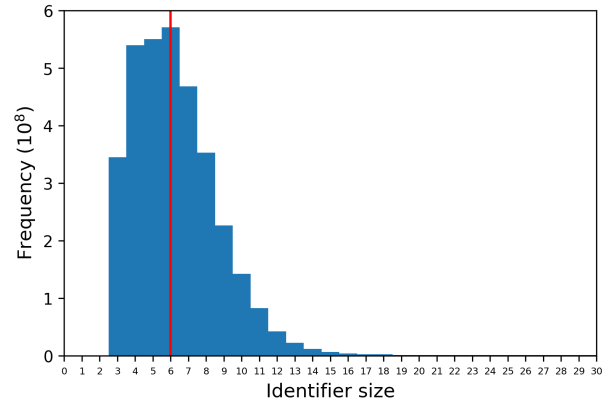
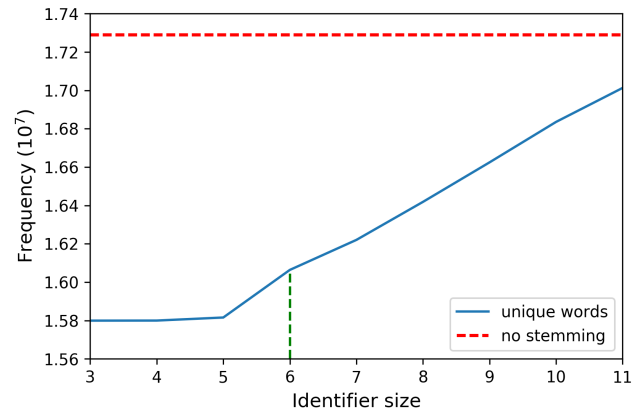


Fig. 3. Influence of the stemming threshold on the vocabulary size



the conclusion that 6 corresponds to the best trade-off between collisions and word normalization.

The Snowball algorithm was chosen based on the comparative study by Jivani [39]. Stems not being real words are acceptable but it is critical to have minimum over-stemming since it increases the number of collisions. The total number of unique names are 16.06 million after stemming.

To be able to efficiently pre-process our data we used Apache Spark [40] running on 64 4-core nodes which allowed us to process repositories in parallel in less than 1 day.

However, before training a topic model one has to exclude near-duplicate repositories. In many cases GitHub users include the source code of existing projects without preserving the commit history. For example, it is common for web sites, blogs and Linux-based firmwares. Those repositories contain very little original changes and may introduce frequency noise into the overall names distribution. This paper suggests the way to filter the described fuzzy duplicates based on the bag of words model built on the names in the source code.

#### IV. FILTERING NEAR-DUPLICATE REPOSITORIES

There were more than 70 million GitHub repositories in October 2016 by our estimation. Approx. 18 million were not marked as forks. Nearly 800,000 repositories were de facto forks but not marked correspondingly by GitHub. That is, they had the same git commit history with colliding hashes. Such repositories may appear when a user pushes a cloned or imported repository under his or her own account without using the GitHub web interface to initiate a fork.

When we remove such hidden forks from the initial 18 million repositories, there still remain repositories which are highly similar. A duplicate repository is sometimes the result of a git push of an existing project with a small number of changes. For example, there are a large number of repositories with the Linux kernel which are ports to specific devices. In another case, repositories containing web sites were created using a cloned web engine and preserving the development history. Finally, a large number of [github.io](https://github.io) repositories are the same. Such repositories contain much text content and few identifiers which are typically the same (HTML tags, CSS rules, etc.).

Filtering out such fuzzy forks speeds up the future training of the topic model and reduces the noise. As we obtained a bag-of-words for every repository, the naive approach would be to measure all pairwise similarities and find cliques. But first we need to define what is the similarity between bags-of-words.

##### A. Weighted MinHash

Suppose that we have two dictionaries - key-value mappings with unique keys and values indicating non-negative "weights" of the corresponding keys. We would like to introduce a similarity measure between them. The Jaccard Similarity between dictionaries  $A = \{i : a_i\}, i \in I$  and  $B = \{j : b_j\}, j \in J$  is defined as

$$J = \frac{\sum_{k \in K} \min(a_k, b_k)}{\sum_{k \in K} \max(a_k, b_k)}, K = I \cup J \quad (1)$$

where  $a_k = 0, k \notin I$  and  $b_k = 0, k \notin J$ . If the weights are binary, this formula is equivalent to the common Jaccard Similarity definition.

The same way as MinHash is the algorithm to find similar sets in linear time, Weighted MinHash is the algorithm to find similar dictionaries in linear time. Weighted MinHash was introduced by Ioffe in [2]. We have chosen it in this paper because it is very efficient and allows execution on GPUs instead of large CPU clusters. The proposed algorithm depends on the parameter  $K$  which adjusts the resulting hash length.

1. for  $k$  in range( $K$ ):

- 1.1. Sample  $r_k, c_k \sim \text{Gamma}(2, 1)$  - Gamma distribution (their PDF is  $P(r) = re^{-r}$ ), and  $\beta_k \sim \text{Uniform}(0, 1)$ .

##### 1.2. Compute

$$t_k = \lfloor \frac{\ln S_k}{r_k} + \beta_k \rfloor \quad (2)$$

$$y_k = e^{r_k(t_k - \beta_k)} \quad (3)$$

$$z_k = y_k e^{r_k} \quad (4)$$

$$a_k = \frac{c_k}{z_k} \quad (5)$$

2. Find  $k^* = \arg \min_k a_k$  and return the samples  $(k^*, t_{k^*})$ .

Thus given  $K$  and supposing that the integers are 32-bit we obtain the hash with size  $8K$  bytes. Samples from  $\text{Gamma}(2, 1)$  distribution can be efficiently calculated as  $r = -\ln(u_1 u_2)$  where  $u_1, u_2 \sim \text{Uniform}(0, 1)$  - uniform distribution between 0 and 1.

We developed the MinHashCUDA [41] library and Python native extension which is the implementation of Weighted MinHash algorithm for NVIDIA GPUs using CUDA [42]. There were several engineering challenges with that implementation which are unfortunately out of the scope of this paper. We were able to hash all 10 million repositories with hash size equal to 128 in less than 5 minutes using MinHashCUDA and 2 NVIDIA Titan X Pascal GPU cards.

##### B. Locality Sensitive Hashing

Having calculated all the hashes in the dataset, we can perform Locality Sensitive Hashing. We define several hash tables, each for it's own sub-hash which depends on the target level of false positives. Same elements will appear in the same bucket; union of the bucket sets across all the hash tables for a specific sample yields all the similar samples. Since our goal is to determine the sets of mutually similar samples, we should consider the set intersection instead.

We used the implementation of Weighted MinHash LSH from Datasketch [43]. It is designed after the corresponding algorithm in Mining of Massive Datasets [44]. LSH takes a single parameter - the target Weighted Jaccard Similarity value ("threshold"). MinHash LSH puts every repository in a number of separate hash tables which depend on the threshold and the hash size. We used the default threshold 0.9 in our experiments which ensures a low level of dissimilarity within a hash table bin.

Algorithm 5 describes the fuzzy duplicates detection pipeline. Step 6 discards less than 0.5% of all the sets and aims at reducing the number of false positives. The bins size distribution after step 5 is depicted on Fig. 4 - it is clearly seen that the majority of the bins has the size 2. Step 6 uses Weighted Jaccard similarity threshold 0.8 instead of 0.9 to be sensitive to evident outliers exclusively.

Table I reveals how different hash sizes influence on the resulting number of fuzzy clones:

Algorithm 5 results in approximately 467,000 sets of fuzzy duplicates with overall 1.7 million unique repositories. Each repository appears in two sets on average. The examples of fuzzy duplicates are listed in appendix B. The detection algorithm works especially well for static web sites which share the same JavaScript libraries.

Fig. 4. LSH hash table’s bin size distribution

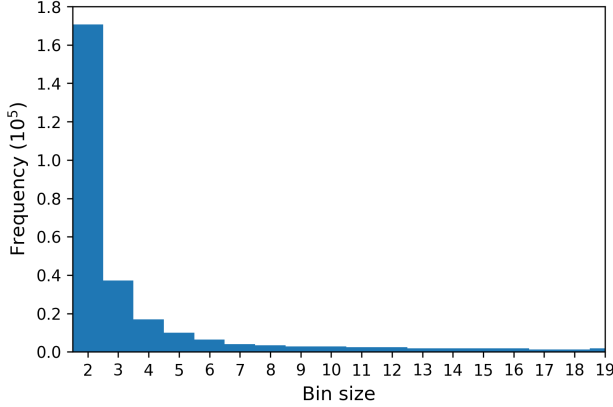


Fig. 5. Fuzzy duplicates detection pipeline

- 1: Calculate Weighted MinHash with hash size 128 for all the repositories.
- 2: Feed each hash to MinHash LSH with threshold 0.9 so that every repository appears in each of the 5 hash tables.
- 3: Filter out hash table bins with single entries.
- 4: For every repository, intersect the bins it appears in across all the hash tables. Cache the intersections, that is, if a repository appears in the same existing set, do not create the new one.
- 5: Filter out sets with a single element. The resulting number of unique repositories corresponds to "Filtered size" in Table I.
- 6: For every set with 2 items, calculate the precise Weighted Jaccard similarity value and filter out those with less than 0.8 (optional).
- 7: Return the resulting list of sets. The number of unique repositories corresponds to "Final size" in Table I.

After the exclusion of the fuzzy duplicates, we finish dataset processing and pass over to training of the topic model. The total number of unique names has now reduced by 2.06 million to 14 million unique names. To build a meaningful dataset, names with occurrence of less than  $T_f = 20$  were excluded from the final vocabulary. 20 was chosen on the frequency histogram shown on Fig. 6 since it is the drop-off point.

After this exclusion, there are now 2 million unique names, with an average size of a bag-of-words of 285 per repository

TABLE I  
INFLUENCE OF THE WEIGHTED MINHASH SIZE TO THE NUMBER OF FUZZY CLONES

Hash size	Hash tables	Average bins	Filtered size	Final size
64	3	272000	1,745,000	1,730,000
128	5	263000	1,714,000	1,700,000
160	6	261063	1,687,000	1,675,000
192	7	258000	1,666,000	1,655,000

Fig. 6. Stemmed names frequency histogram

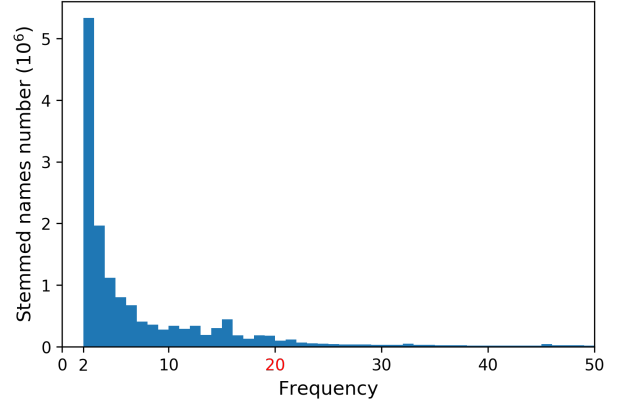
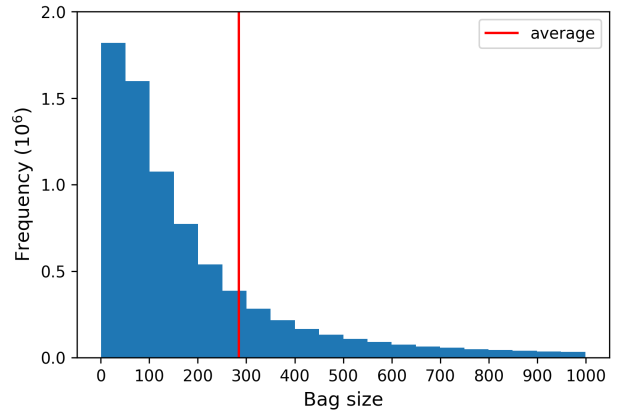


Fig. 7. Bag sizes after fuzzy duplicates filtering



and Fig. 7 displays the heavy-tailed bag size distribution.

## V. TRAINING THE ARTM TOPIC MODEL

This section revises ARTMs and describes how the training of the topic model was performed. We have chosen ARTM instead of other topic modeling algorithms since it has the most efficient parallel CPU implementation in bigARTM according to our benchmarks.

### A. Additive Regularized Topic Model

Suppose that we have a topic probabilistic model of the collection of documents  $D$  which describes the occurrence of terms  $w$  in document  $d$  with topics  $t$ :

$$p(w|d) = \sum_{t \in T} p(w|t)p(t|d). \quad (6)$$

Here  $p(w|t)$  is the probability of the term  $w$  to belong to the topic  $t$ ,  $p(t|d)$  is the probability of the topic  $t$  to belong to the document  $d$ , thus the whole formula is just an expression of the total probability, accepting the hypothesis of conditional independence:  $p(w|d, t) = p(w|t)$ . Terms belong



to the vocabulary  $W$ , topics are taken from the set  $T$  which is simply the series of indices  $[1, 2, \dots, n_t]$ .

We'd like to solve the problem of recovering  $p(w|t)$  and  $p(t|d)$  from the given set of documents  $\{d \in D : d = \{w_1 \dots w_{n_d}\}\}$ . We normally assume  $\hat{p}(w|d) = \frac{n_{dw}}{n_d}$ ,  $n_{dw}$  being the number of times term  $w$  occurred in document  $d$ , but this implies that all the terms are equally important which is not always true. "Importance" here means some measure which negatively correlates with the overall frequency of the term. Let us denote the recovered probabilities as  $\hat{p}(w|t) = \phi_{wt}$  and  $\hat{p}(t|d) = \theta_{td}$ . Thus our problem is the stochastic matrix decomposition which is not correctly stated:

$$\frac{n_{dw}}{n_d} \approx \Phi \cdot \Theta = (\Phi S)(S^{-1}\Theta) = \Phi' \cdot \Theta'. \quad (7)$$

The stated problem can be solved by applying maximum likelihood estimation:

$$\sum_{d \in D} \sum_{w \in d} n_{dw} \ln \sum_t \phi_{wt} \theta_{td} \rightarrow \max_{\Phi, \Theta} \quad (8)$$

upon the conditions

$$\phi_{wt} > 0; \sum_{w \in W} \phi_{wt} = 1; \theta_{td} > 0; \sum_{t \in T} \theta_{td} = 1. \quad (9)$$

The idea of ARTM is to naturally introduce regularization as one or several extra additive members:

$$\sum_{d \in D} \sum_{w \in d} n_{dw} \ln \sum_t \phi_{wt} \theta_{td} + R(\Phi, \Theta) \rightarrow \max_{\Phi, \Theta}. \quad (10)$$

Since this is a simple summation, one can combine a series of regularizers in the same objective function. For example, it is possible to increase  $\Phi$  and  $\Theta$  sparsity or to make topics less correlated. Well-known LDA model [45] can be reproduced as ARTM too.

The variables  $\Phi$  and  $\Theta$  can be effectively calculated using the iterative expectation maximization algorithm [46]. Many ready to be used ARTM regularizers are already implemented in the BigARTM open source project [47].

### B. Training

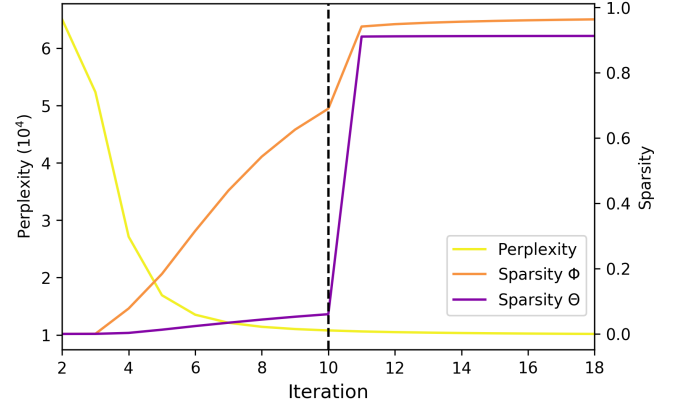
Vorontsov shows in [3] that ARTM is trained best if the regularizers are activated sequentially, with a lag relative to each other. For example, first EM iterations are performed without any regularizers at all and the model reaches target perplexity, then  $\Phi$  and  $\Theta$  sparsity regularizers are activated and the model optimizes for those new members in the objective function while not increasing the perplexity. Finally other advanced regularizers are appended and the model minimizes the corresponding members while leaving the old ones intact.

We apply only  $\Phi$  and  $\Theta$  sparsity regularizers in this paper. Further research is required to leverage others. We experimented with the training of ARTM on the source code identifiers from III and observed that the final perplexity and sparsity values do not change considerably on the wide range of adjustable meta-parameters. The best training meta-parameters are given in Table II.

TABLE II  
USED ARTM META-PARAMETERS

Parameter	Value
Topics	256
Iterations without regularizers	10
Iterations with regularizers	8
$\Phi$ sparsity weight	0.5
$\Theta$ sparsity weight	0.5

Fig. 8. ARTM convergence



We chose 256 topics merely because it is time intensive to label them and 256 was the largest amount we could label. The traditional ways of determining the optimal number of topics using e.g. Elbow curves are not applicable to our data. We cannot consider topics as clusters since a typical repository corresponds to several topics and increasing the number of topics worsens the model's generalization and requires the dedicated topics decorrelation regularizer. The overall number of iterations equals 18. The convergence plot is shown on Fig. 8.

The achieved quality metric values are as given in Table III.

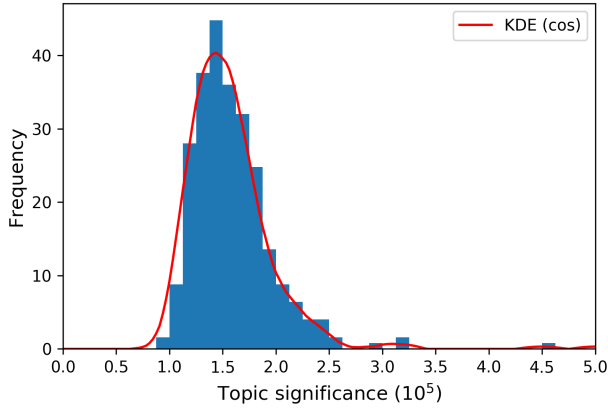
On the average, a single iteration took 40 minutes to complete on our hardware. We used BigARTM in a Linux environment on 16-core (32 threads) Intel(R) Xeon(R) CPU E5-2620 v4 computer with 256 GB of RAM. BigARTM supports the parallel training and we set the number of workers to 30. The peak memory usage was approximately 32 GB.

It is possible to relax the hardware requirements and speed up the training if the model size is reduced. If we set the frequency threshold  $T_f$  to a greater value, we can dramatically reduce the input data size with the risk of losing the ability of the model to generalize.

TABLE III  
ACHIEVED ARTM METRICS

Metric	Value
Perplexity	10168
$\Phi$ sparsity	0.964
$\Theta$ sparsity	0.913

Fig. 9. ARTM topic significance distribution



We trained a reference LDA topic model to provide the baseline using the built-in LDA engine in BigARTM. 20 iterations resulted in perplexity 10336 and  $\Phi$  and  $\Theta$  sparsity 0 (fully dense matrices). It can be seen that the additional regularization not only made the model sparse but also yielded a better perplexity. We relate this observation with the fact that LDA assumes the topic distribution to have a sparse Dirichlet prior, which does not obligatorily stand for our dataset.

### C. Converting the repositories to the topics space

Let  $R_t$  be the matrix of repositories in the topics space of size  $R \times T$ ,  $R_n$  be the sparse matrix representing the dataset of size  $R \times N$  and  $T_n$  be the matrix representing the trained topic model of size  $N \times T$ . We perform the matrix multiplication to get the repository embeddings:

$$R_t = R_n \times T_n. \quad (11)$$

We further normalize each row of the matrix by  $L2$  metric:

$$R_t^{normed} = \text{rowwise} \frac{R_t}{\|R_t\|_2}. \quad (12)$$

The sum along every column of this matrix indicates the significance of each topic. Fig. 9 shows the distribution of this measure.

## VI. TOPIC MODELING RESULTS

The employed topic model is unable to summarize the topics the same way humans do. It is possible to interpret some topics based on the most significant words, some based on relevant repositories, but many require manual supervision with the careful analysis of most relevant names and repositories. This supervision is labour intensive and the single topic normally takes up to 30 minutes to summarize with proper confidence. 256 topics required several man-days to complete the analysis.

After a careful analysis, we sorted the labelled topics into the following groups:

- **Concepts** (41) - general, broad and abstract. The most interesting group. It includes scientific terms, facts about the world and the society.

- **Human languages** (10) - it appeared that one can determine programmer’s approximate native language looking at his code, thanks to the stem bias.
- **Programming languages** (33) - not so interesting since this is the information we already have after linguist classification. Programming languages usually have a standard library of classes and functions which is imported/included into most of the programs, and the corresponding names are revealed by our topic modeling. Some topics are more narrow than a programming language.
- **General IT** (72) - the topics which could appear in Concepts if had an expressive list of key words but do not. The repositories are associated by the unique set of names in the code without any special meaning.
- **Technologies** (87) - devoted to some specific, potentially narrow technology or product. Often indicates an ecosystem or community around the technology.
- **Games** (13) - related to video games. Includes specific gaming engines.

The complete topics list is in appendix C. The example topic labelled "Machine Learning, Data Science" is shown in appendix D.

It can be observed that some topics are dual and need to be splitted. That duality is a sign that the number of topics should be bigger. At the same time, some topics appear twice and need to be de-correlated, e.g. using the "decorrelation" ARTM regularizer. Simple reduction or increase of the number of topics however do not solve those problems, we found it out while experimenting with 200 and 320 topics.

## VII. RELEASED DATASETS

We generated several datasets which were extracted from our internal 100 TB GitHub repository storage. We incorporated them on data.world [48], the recently emerged "GitHub for data scientists", each has the description, the origin note and the format definition. They are accessed at [data.world/vmarkovtsev](https://data.world/vmarkovtsev). Besides, the datasets are uploaded to Zenodo and have DOI. They are listed in Table VII.

TABLE IV  
OPEN DATASETS ON DATA.WORLD

Name abd DOI	Description
source code names <a href="https://doi.org/10.5281/zenodo.284554">10.5281/zenodo.284554</a>	names extracted from 13,000,000 repositories (fuzzy clones excluded) considered in section III
452,000,000 commits <a href="https://doi.org/10.5281/zenodo.285467">10.5281/zenodo.285467</a>	metadata of all the commits in 16,000,000 repositories (fuzzy clones excluded)
keyword frequencies <a href="https://doi.org/10.5281/zenodo.285293">10.5281/zenodo.285293</a>	frequencies of programming language keywords (reserved tokens) across 16,000,000 repositories (fuzzy clones excluded)
readme files <a href="https://doi.org/10.5281/zenodo.285419">10.5281/zenodo.285419</a>	README files extracted from 16,000,000 repositories (fuzzy clones excluded)
duplicate repositories <a href="https://doi.org/10.5281/zenodo.285377">10.5281/zenodo.285377</a>	fuzzy clones which were considered in section IV

## VIII. CONCLUSION AND FUTURE WORK

Topic modeling of GitHub repositories is an important step to understanding software development trends and open source

communities. We built a repository processing pipeline and applied it to more than 18 million public repositories on GitHub. Using developed by us open source tool MinHashCUDA we were able to remove 1.6 million fuzzy duplicate repositories from the dataset. The preprocessed dataset with source code names as well as other datasets are open and the presented results can be reproduced. We trained ARTM on the resulting dataset and manually labelled 256 topics. The data processing and model training are possible to perform using a single GPU card and a moderately sized Apache Spark cluster. The topics covered a broad range of projects but there were repeating and dual ones. The chosen number of topics was enough for general exploration but not enough for the complete description of the dataset.

Future work may involve experimentation with clustering the repositories in the topic space and comparison with clusters based on dependency or social graphs [49].

#### APPENDIX A PARSED LANGUAGES

abap	coldfusion	hy	moocode
abl	common lisp	i7	moonscript
actionscript	component	idl	mupad
ada	pascal	idris	myghty
agda	console	igor	nasm
ahk	coq	igorpro	nemerle
alloy	csharp	inform 7	nesc
antlr	csound	io	newlisp
apl	cucumber	ioke	nimrod
applescript	cuda	j	nit
arduino	cython	isabelle	nix
as3	d	jasmin	nixos
aspectj	dart	java	nsis
aspx-vb	delphi	javascript	numpy
autohotkey	dosbatch	jsp	obj-c
autoit	dylan	julia	obj-c++
awk	ec	kotlin	obj-j
b3d	ecl	lasso	objectpascal
bash	eiffel	lassoscript	ocaml
batchfile	elisp	lean	octave
befunge	elixir	lhaskell	ooc
blitzbasic	elm	lhs	opa
blitzmax	emacs	limbo	openedge
bmax	erlang	lisp	pan
boo	factor	literate agda	pascal
bplus	fancy	literate	pawn
brainfuck	fantom	haskell	perl
bro	fish	livescript	php
bsdmake	fortran	llvm	pike
c	foxpro	logos	plpgsql
c#	fsharp	logtalk	posh
c++	gap	lsl	povray
ceylon	gas	lua	powershell
cfc	genshi	make	progress
cfm	gherkin	mako	prolog
chapel	gisl	mathematica	puppet
chpl	gnuplot	matlab	pyrex
cirru	go	mf	python
clipper	golo	minid	qml
clojure	gosu	mma	robotframework
cmake	groovy	modelica	
cobol	haskell	modula-2	
coffeescript	haxe	monkey	

r	scheme	standard ml	vim
racket	scilab		winbatch
ragel	shell	supercollider	x10
rb	shen	swift	xbase
rebol	smali	tcl	xml+genshi
red	smalltalk	tcsh	xml+kid
redcode	smarty	thrift	xquery
ruby	sml	typescript	xslt
rust	sourcepawn	vala	xtend
sage	splus	vb.net	zephir
salt	squeak	verilog	
scala	stan	vhdl	

#### APPENDIX B

##### EXAMPLES OF FUZZY DUPLICATE REPOSITORIES

###### A. Linux kernel

- 1406/linux-0.11
- yi5971/linux-0.11
- love520134/linux-0.11
- wfirewood/source-linux-0.11
- sunrunning/linux-0.11
- Aaron123/linux-0.11
- junjee/linux-0.11
- pengdonglin137/linux-0.11
- yakantosat/linux-0.11

###### B. Tutorials

- dcarbajosa/linuxacademy-chef
- jachinh/linuxacademy-chef
- flarotag/linuxacademy-chef
- qhawk/linuxacademy-chef
- paul-e-allen/linuxacademy-chef

###### C. Web applications 1

- choysama/my-django-first-blog
- mihuie/django-first
- PubMahesh/my-first-django-app
- nickmalhotra/first-django-blog
- Jmeggesto/MyFirstDjango
- atlwendy/django-first
- susancodes/first-django-app
- quipper7/DjangoFirstProject
- phidang/first-django-blog

###### D. Web applications 2

- iggitye/omrails
- ilrobinson81/omrails
- OCushman/omrails
- hambini/One-Month-Rails
- Ben2pop/omrails
- chrislorusso/omrails
- arjunurs/omrails
- crazystringray/omrails
- scorcoran33/omrails
- Joelf001/Omrails



APPENDIX C  
COMPLETE LIST OF LABELLED TOPICS

A. Concepts

- 1) 2D geometry
- 2) 3D geometry
- 3) Arithmetic
- 4) Audio
- 5) Bitcoin
- 6) Card Games
- 7) Chess; Hadoop #
- 8) Classical mechanics (physics)
- 9) Color Manipulation/Generation
- 10) Commerce, ordering
- 11) Computational Physics
- 12) Date and time
- 13) Design patterns; HTML parsing
- 14) Email \*
- 15) Email \*
- 16) Enumerators, Mathematical Expressions
- 17) Finance and trading
- 18) Food (eg. pizza, cheese, beverage), Calculator
- 19) Genomics
- 20) Geolocalization, Maps
- 21) Graphs
- 22) Hexadecimal numbers
- 23) Human
- 24) Identifiers
- 25) Language names; JavaFX #
- 26) Linear Algebra; Optimization
- 27) Machine Learning, Data Science
- 28) My
- 29) Parsing
- 30) Particle physics
- 31) Person Names (American)
- 32) Personal Information
- 33) Photography, Flickr
- 34) Places, transportation, travel
- 35) Publishing; Flask #
- 36) Space and solar system
- 37) Sun and moon
- 38) Trade
- 39) Trees, Binary Trees
- 40) Video; movies
- 41) Word Term

B. Human languages

- 42) Chinese
- 43) Dutch
- 44) French \*
- 45) French \*
- 46) German
- 47) Portuguese \*
- 48) Portuguese \*
- 49) Spanish \*
- 50) Spanish \*
- 51) Vietnamese

C. Programming languages

- 52) Assembler
- 53) Autoconf
- 54) Clojure
- 55) ColdFusion \*
- 56) ColdFusion \*
- 57) Common LISP
- 58) Emacs LISP
- 59) Emulated assembly
- 60) Go
- 61) HTML
- 62) Human education system
- 63) Java AST and bytecode
- 64) libc
- 65) Low-level PHP
- 66) Lua \*
- 67) Lua \*
- 68) Makefiles
- 69) Mathematics: proofs, sets
- 70) Matlab
- 71) Object Pascal
- 72) Objective-C
- 73) Perl
- 74) Python
- 75) Python, ctypes
- 76) Ruby
- 77) Ruby with language extensions
- 78) SQL
- 79) String Manipulation in C

- 80) Verilog/VHDL
- 81) Work, money, employment, driving, living

- 82) x86 Assembler \*
- 83) x86 Assembler \*
- 84) XPCOM

D. General IT

- 85) 3-char identifiers
- 86) Advertising (Facebook, Ad Engines, Ad Blockers, AdMob)
- 87) Animation
- 88) Antispam; PHP forums
- 89) Antivirus; database access #
- 90) Barcodes; browser engines #
- 91) Charting
- 92) Chat; messaging
- 93) Chinese web
- 94) Code analysis and generation
- 95) Computer memory and interfaces
- 96) Console, terminal, COM
- 97) CPU and kernel
- 98) Cryptography
- 99) Date and time picker
- 100) DB Sharding, MongoDB sharding
- 101) Design patterns; formal architecture
- 102) DevOps
- 103) Drawing \*
- 104) Drawing \*
- 105) Forms (UI)
- 106) Glyphs; X11 and FreeType #
- 107) Grids and tables
- 108) HTTP auth
- 109) iBeacons
- 110) Image Manipulation
- 111) Image processing
- 112) Intel SIMD, Linear Algebra #
- 113) IO operations
- 114) Javascript selectors
- 115) JPEG and PNG
- 116) Media Players
- 117) Metaprogramming
- 118) Modern JS frontend (Bower, Grunt, Yeoman)
- 119) Names starting with "m"
- 120) Networking
- 121) OAuth; major web services #
- 122) Observer design pattern
- 123) Online education; Moodle
- 124) OpenGL \*
- 125) Parsers and compilers
- 126) Plotting
- 127) Pointers
- 128) POSIX Shell; VCS #
- 129) Promises and deferred execution; Angular #
- 130) Proof of concept
- 131) RDF and SGML parsing
- 132) Request and Response
- 133) Requirements and dependencies
- 134) Sensors; DIY devices
- 135) Sockets C API
- 136) Sockets, Networking
- 137) Sorting and searching
- 138) SQL database
- 139) SQL DB, XML in PHP projects
- 140) SSL
- 141) Strings
- 142) Testing with mocks
- 143) Text editor UI
- 144) Threads and concurrency
- 145) Typing suggestions and dropdowns
- 146) UI
- 147) Video player
- 148) VoIP
- 149) Web Media, Arch Packages #
- 150) Web posts
- 151) Web testing; crawling
- 152) Web UI
- 153) Wireless
- 154) Working with buffers
- 155) XML (SAX, XSL)
- 156) XMPP
- 157) .NET
- 158) Android Apps
- 159) Android UI
- 160) Apache Libraries for BigData
- 161) Apache Thrift
- 162) Arduino, AVR
- 163) ASP.NET \*
- 164) ASP.NET \*

### E. Technologies

- 165) Backbone.js
- 166) Chardet (Python)
- 167) Cocos2D
- 168) Comp. vision; OpenCV
- 169) Cordova
- 170) CPython
- 171) Crumbs; cake(PHP)
- 172) cURL
- 173) DirectDraw
- 174) DirectX
- 175) Django Web Apps, CMS
- 176) Drupal
- 177) Eclipse SWT
- 178) Emacs configs
- 179) Emoji and Dojo #
- 180) Facebook; Parse SDK #
- 181) ffmpeg
- 182) FLTK
- 183) Fonts
- 184) FPGA, Verilog
- 185) FreeRTOS (Embedded)
- 186) Glib
- 187) Ionic framework, Cordova
- 188) iOS Networking
- 189) iOS Objective-C API
- 190) iOS UI
- 191) Jasmine tests, JS exercises, exercism #
- 192) Java GUI
- 193) Java Native Interface
- 194) Java web servers
- 195) Javascript AJAX, Javascript DOM manipulation
- 196) Joomla
- 197) JQuery
- 198) jQuery Grid
- 199) Lex, Yacc compiler
- 200) libav / ffmpeg
- 201) Linear algebra libraries
- 202) Linux Kernel, Linux Wireless
- 203) Lodash
- 204) MFC Desktop Applications
- 205) Minecraft mods
- 206) Monads
- 207) OpenCL
- 208) OpenGL \*
- 209) PHP sites written by non-native English people
- 210) PIC32
- 211) Portable Document Format
- 212) Puppet
- 213) Pusher.com Apps
- 214) Python packaging
- 215) Python scientific stack
- 216) Python scrapers
- 217) Qt \*
- 218) Qt \*
- 219) React
- 220) ROS (Robot Operating System)
- 221) Ruby On Rails Apps
- 222) SaltStack
- 223) Shockwave Flash
- 224) Spreadsheets (Excel)
- 225) Spreadsheets with PHP
- 226) SQLite
- 227) STL, Boost
- 228) STM32
- 229) Sublime Extensions
- 230) Symphony, Doctrine; NLP #
- 231) U-boot
- 232) Vim Extensions
- 233) Visual Basic, MSSQL
- 234) Web scraping
- 235) WinAPI
- 236) Wordpress \*
- 237) Wordpress \*
- 238) Wordpress-like frontend
- 239) Working with PDF in PHP
- 240) wxWidgets
- 241) Zend framework
- 242) zlib \*
- 243) zlib \*

### F. Games

- 244) 3D graphics and Unity
- 245) Fantasy Creatures

\* Repeating topic with different key words, see section VI.  
# Dual topic, see section VI.

- 246) Games
- 247) Hello World, Games
- 248) Minecraft
- 249) MMORPG
- 250) Pokemon
- 251) Puzzle games
- 252) RPG, fantasy
- 253) Shooters (SDL)
- 254) Unity Engine
- 255) Unity3D Games
- 256) Web Games

### APPENDIX D

#### KEY WORDS AND REPOSITORIES BELONGING TO TOPIC #27 (MACHINE LEARNING, DATA SCIENCE)

Rank	Word	Rank	Repository
0.313115	plot	1.000000	jingxia/kaggle_yelp
0.303456	numpy	0.999998	Carreau/spicy
0.273759	plt	0.999962	zck17388/test
0.187565	figur	0.999719	jonathanekstrand/Python_...
0.181307	zeros	0.999658	skendrew/astroScanr
0.169696	matplotlib	0.999543	southstarj/YCSim
0.166166	dtype	0.999430	parteekDhream/statthermo...
0.165236	fig	0.999430	axellundholm/FMN050
0.159658	ylabel	0.999361	soviet1977/PriceList
0.153094	xlabel	0.999354	connormarrs/3D-Rocket-...
0.146327	subplot	0.999282	Holiver/matplot
0.144736	shape	0.999103	wetlife/networkx
0.132792	pyplot	0.999034	JingshiPeter/CS373
0.124264	scipy	0.998969	marialeon/los4mas2
0.120666	axis	0.998385	acnz/Project
0.110212	arang	0.998138	khintz/GFSprob
0.110049	mean	0.998123	claralusan/test_aug_18
0.096037	reshap	0.997822	amcleod5/PythonPrograms
0.093182	range	0.997662	ericqh/deeplearning
0.084059	ylim	0.997567	laserson/stitcher
0.082812	linspace	0.996786	hs-jiang/MCA_python
0.081260	savefig	0.996327	DianaSplit/Tracking
0.080978	xlim	0.995153	SivaGabbii/Ipython-Noteb...
0.080325	axes	0.994776	prov-suite/prov-sty
0.077891	legend	0.992801	bmoerker/EffectSizeEstim...
0.076858	bins	0.992558	natalink/machine_learning
0.076140	panda	0.992324	olehermanse/INF1411-El...
0.076043	astyp	0.991026	fannesbeck/scipy2014_tut...
0.075235	pylab	0.990514	fablab-paderborn/device-...
0.073265	ones	0.989586	mqchau/dataAnalysis
0.072214	xrang	0.988722	acemaster/Image-Process...
0.072196	len	0.988514	henryoswald/Sin-Plot
0.069818	float	0.987874	npinto/virtualenv-bootstrap
0.065453	linewidth	0.987039	ipashchenko/test_datajoy
0.065453	linalg	0.986802	Ryou-Watanabe/practice
0.065322	norm	0.986272	mirthbottle/datascience-...
0.064042	hist	0.986039	hglabska/doktorat
0.062975	label	0.985837	parejkoj/yaledemo
0.061608	sum	0.985246	grajasumant/python
0.060443	cmap	0.985173	aaronspring/Scientific-Py...
0.059155	scatter	0.985043	asesana/plots
0.058877	fontsize	0.984838	Sojojo83/SJFirstRepository
0.057343	self	0.983808	Metres/MetresAndThtu...
0.057328	none	0.983393	e-champenois/pySurf
0.056908	true	0.983170	pawel-kw/dexy-latex-ex...
0.056292	xtick	0.983074	keiikegami/envelopetheorem
0.051978	figsiz	0.982967	msansa/test
0.051359	sigma	0.982904	qdonnellan/spyder-examples
0.050785	ndarray	0.981725	qiuwch/PythonNotebook...
0.050586	sqrt	0.981156	rescolo/getdaa

## REFERENCES

- [1] "Sourceforge directory." <https://sourceforge.net/directory>.
- [2] S. Ioffe, "Improved consistent sampling, weighted minhash and 11 sketching," in *Proceedings of the 2010 IEEE International Conference on Data Mining, ICDM '10*, (Washington, DC, USA), pp. 246–255, IEEE Computer Society, 2010.
- [3] K. Vorontsov and A. Potapenko, "Additive regularization of topic models," *Machine Learning*, vol. 101, no. 1, pp. 303–323, 2015.
- [4] J. Xu, S. Christley, and G. Madey, "The open source software community structure," in *Proceedings of the North American Association for Computation Social and Organization Science, NAACSOS '05*, 2005.
- [5] K. Blincoe, F. Harrison, and D. Damian, "Ecosystems in github and a method for ecosystem identification using reference coupling," in *Proceedings of the 12th Working Conference on Mining Software Repositories, MSR '15*, (Piscataway, NJ, USA), pp. 202–207, IEEE Press, 2015.
- [6] G. Gousios, "The ghtorrent dataset and tool suite," in *Proceedings of the 10th Working Conference on Mining Software Repositories, MSR '13*, (Piscataway, NJ, USA), pp. 233–236, IEEE Press, 2013.
- [7] M. Lungu, *Reverse Engineering Software Ecosystems*. PhD thesis, University of Lugano, Sept 2009.
- [8] E. Kalliamvakou, G. Gousios, K. Blincoe, L. Singer, D. M. German, and D. Damian, "The promises and perils of mining github," in *Proceedings of the 11th Working Conference on Mining Software Repositories, MSR 2014*, (New York, NY, USA), pp. 92–101, ACM, 2014.
- [9] X. Sun, X. Liu, B. Li, Y. Duan, H. Yang, and J. Hu, "Exploring topic models in software engineering data analysis: A survey," in *2016 17th IEEE/ACIS International Conference on Software Engineering, Artificial Intelligence, Networking and Parallel/Distributed Computing (SNPD)*, pp. 357–362, May 2016.
- [10] S. Grant, J. R. Cordy, and D. B. Skillicorn, "Using topic models to support software maintenance," in *2012 16th European Conference on Software Maintenance and Reengineering*, pp. 403–408, March 2012.
- [11] S. Grant and J. R. Cordy, "Examining the relationship between topic model similarity and software maintenance," in *2014 Software Evolution Week - IEEE Conference on Software Maintenance, Reengineering, and Reverse Engineering (CSMR-WCRE)*, pp. 303–307, Feb 2014.
- [12] T.-H. Chen, S. W. Thomas, M. Nagappan, and A. E. Hassan, "Explaining software defects using topic models," in *Proceedings of the 9th IEEE Working Conference on Mining Software Repositories, MSR '12*, (Piscataway, NJ, USA), pp. 189–198, IEEE Press, 2012.
- [13] S. Grant, J. R. Cordy, and D. Skillicorn, "Automated concept location using independent component analysis," in *2008 15th Working Conference on Reverse Engineering*, pp. 138–142, Oct 2008.
- [14] E. Linstead, P. Rigor, S. Bajracharya, C. Lopes, and P. Baldi, "Mining concepts from code with probabilistic topic models," in *Proceedings of the Twenty-second IEEE/ACM International Conference on Automated Software Engineering, ASE '07*, (New York, NY, USA), pp. 461–464, ACM, 2007.
- [15] E. Linstead, C. Lopes, and P. Baldi, "An application of latent dirichlet allocation to analyzing software evolution," in *2008 Seventh International Conference on Machine Learning and Applications*, pp. 813–818, Dec 2008.
- [16] S. W. Thomas, B. Adams, A. E. Hassan, and D. Blostein, "Modeling the evolution of topics in source code histories," in *Proceedings of the 8th Working Conference on Mining Software Repositories, MSR '11*, (New York, NY, USA), pp. 173–182, ACM, 2011.
- [17] J. I. Maletic and A. Marcus, "Using latent semantic analysis to identify similarities in source code to support program understanding," in *Proceedings 12th IEEE International Conference on Tools with Artificial Intelligence. ICTAI 2000*, pp. 46–53, 2000.
- [18] J. I. Maletic and N. Valluri, "Automatic software clustering via latent semantic analysis," in *14th IEEE International Conference on Automated Software Engineering*, pp. 251–254, Oct 1999.
- [19] A. Kuhn, S. Ducasse, and T. Gírba, "Semantic clustering: Identifying topics in source code," *Inf. Softw. Technol.*, vol. 49, pp. 230–243, Mar. 2007.
- [20] S. W. Thomas, "Mining software repositories using topic models," in *Proceedings of the 33rd International Conference on Software Engineering, ICSE '11*, (New York, NY, USA), pp. 1138–1139, ACM, 2011.
- [21] B. P. Eddy, J. A. Robinson, N. A. Kraft, and J. C. Carver, "Evaluating source code summarization techniques: Replication and expansion," in *2013 21st International Conference on Program Comprehension (ICPC)*, pp. 13–22, May 2013.
- [22] P. W. McBurney, C. Liu, C. McMillan, and T. Wenginger, "Improving topic model source code summarization," in *Proceedings of the 22nd International Conference on Program Comprehension, ICPC 2014*, (New York, NY, USA), pp. 291–294, ACM, 2014.
- [23] A. M. Saeidi, J. Hage, R. Khadka, and S. Jansen, "Itmviz: Interactive topic modeling for source code analysis," in *Proceedings of the 2015 IEEE 23rd International Conference on Program Comprehension, ICPC '15*, (Piscataway, NJ, USA), pp. 295–298, IEEE Press, 2015.
- [24] X. Sun, B. Li, H. Leung, B. Li, and Y. Li, "Msr4sm: Using topic models to effectively mining software repositories for software maintenance tasks," *Inf. Softw. Technol.*, vol. 66, pp. 1–12, Oct. 2015.
- [25] V. Prince, C. Nebut, M. Dao, M. Huchard, J.-R. Falleri, and M. Lafourcade, "Automatic extraction of a wordnet-like identifier network from software," *International Conference on Program Comprehension*, vol. 00, pp. 4–13, 2010.
- [26] G. Sridhara, L. Pollock, E. Hill, and K. Vijay-Shanker, "Identifying word relations in software: A comparative study of semantic similarity tools," *International Conference on Program Comprehension*, vol. 00, pp. 123–132, 2008.
- [27] J. Yang and L. Tan, "Inferring semantically related words from software context," in *Proceedings of the 9th IEEE Working Conference on Mining Software Repositories, MSR '12*, (Piscataway, NJ, USA), pp. 161–170, IEEE Press, 2012.
- [28] M. J. Howard, S. Gupta, L. Pollock, and K. Vijay-Shanker, "Automatically mining software-based, semantically-similar words from comment-code mappings," in *Proceedings of the 10th Working Conference on Mining Software Repositories, MSR '13*, (Piscataway, NJ, USA), pp. 377–386, IEEE Press, 2013.
- [29] S. Haiduc and A. Marcus, "On the use of domain terms in source code," *International Conference on Program Comprehension*, vol. 00, pp. 113–122, 2008.
- [30] S. Bajracharya and C. Lopes, "Mining search topics from a code search engine usage log," in *Proceedings of the 2009 6th IEEE International Working Conference on Mining Software Repositories, MSR '09*, (Washington, DC, USA), pp. 111–120, IEEE Computer Society, 2009.
- [31] "source{d}." <https://sourced.tech>.
- [32] "Software heritage." <https://www.softwareheritage.org>.
- [33] "Sourcegraph." <https://sourcegraph.com/>.
- [34] A. Nesbitt, "libraries.io." <http://libraries.io>.
- [35] "github/linguist." <https://github.com/github/linguist>.
- [36] Pycoco, "Pygments - generic syntax highlighter." <http://pygments.org>.
- [37] M. F. Porter, "Snowball: A language for stemming algorithms," 2001.
- [38] "Natural language toolkit." <http://www.nltk.org>.
- [39] A. G. Jivani, "A comparative study of stemming algorithms," vol. 2 (6) of *IJCTA*, pp. 1930–1938, 2011.
- [40] "Apache spark." <https://spark.apache.org>.
- [41] source{d} and V. Markovtsev, "Minhashcuda - the implementation of weighted minhash on gpu." <https://github.com/src-d/minhashcuda>. Appeared in 2016-09.
- [42] J. Nickolls, I. Buck, M. Garland, and K. Skadron, "Scalable parallel programming with cuda," *Queue*, vol. 6, pp. 40–53, Mar. 2008.
- [43] E. Zhu, "ekzhu/datasketch." <https://github.com/ekzhu/datasketch>. Appeared in 2015-03.
- [44] J. Leskovec, A. Rajaraman, and J. D. Ullman, *Mining of Massive Datasets*. New York, NY, USA: Cambridge University Press, 2nd ed., 2014.
- [45] D. M. Blei, A. Y. Ng, and M. I. Jordan, "Latent dirichlet allocation," *J. Mach. Learn. Res.*, vol. 3, pp. 993–1022, Mar. 2003.
- [46] F. Dellaert, "The expectation maximization algorithm," tech. rep., Georgia Institute of Technology, 2002.
- [47] O. Frei, M. Apishev, N. Shapovalov, and P. Romov, "Bigartm - the state-of-the-art platform for topic modeling." <https://github.com/bigartm/bigartm>. Appeared in 2014-11.
- [48] "data.world - the most meaningful, collaborative, and abundant data resource in the world." <https://data.world>.
- [49] S. Syed and S. Jansen, "On clusters in open source ecosystems," 2013.