

On a paradox in the impact dynamics of smooth rigid bodies

Peter Palffy-Muhoray¹

Epifanio G. Virga^{2*}

Mark Wilkinson³

Xiaoyu Zheng⁴

¹Liquid Crystal Institute, Kent State University, OH, USA

²Mathematical Institute, University of Oxford, Oxford, UK

³Mathematical and Computer Sciences, Heriot-Watt University, Edinburgh, UK

⁴Department of Mathematical Sciences, Kent State University, OH, USA

May 15, 2022

Abstract

Paradoxes in the impact dynamics of rigid bodies are known to arise in the presence of friction. We show here that, on specific occasions, in the absence of friction, the conservation laws of classical mechanics can also be incompatible with the collisions of smooth, strictly convex rigid bodies.

1 Introduction

As is the case with dragons [1], everyone knows that rigid bodies do not exist. Nonetheless, the study of the dynamics of rigid bodies can give valuable insights into the behavior of real compressible many-body systems. We refer to [2] for a recent, broad account of this old, but still flourishing, subject.

Systems of hard spheres, interacting via steric repulsion, have also received a great deal of attention in simulating soft matter systems. The *hard-sphere paradigm* is the assumption that, to a good approximation, any simple liquid with strongly repulsive forces may be modeled as a system of hard spheres. Typically, in the hard sphere paradigm, hard sphere particles have no rotational degrees of freedom, and move in straight lines with constant velocity until they collide elastically; that is, by conserving linear momentum and kinetic energy. A current review is provided in Ref.

*Permanent address: Dipartimento di Matematica, Università di Pavia, Pavia, Italy

[8]. By contrast, the dynamics of systems of non-spherical hard particles have received far less attention.

The dynamics of non-spherical particles has been addressed in a recent work [3], extending the theory of the Boltzmann equation from hard spheres to general hard particles. In Ref. [3] it is suggested that it may not always be “possible to construct a family of scattering matrices corresponding to the collision of two non-spherical particles which conserves their total linear momentum, angular momentum and kinetic energy”; that is, the dynamics of non-spherical hard particles may not be fully compatible with the conservation laws of classical mechanics. The specific concern was that the dynamics prescribed by the conservation laws could, in rare instances, result in the interpenetration of the colliding bodies.

Paradoxes in the impact dynamics of rigid bodies have been known to exist for a long time. The classical balance laws of mechanics are not sufficient to solve the problem of impact between two rigid bodies, that is, to predict the motion of two colliding bodies after the impact, once their motion before impact is known. The classical balance laws must be supplemented by an additional *impact* (or *collision*) law, which is constitutive in nature and must ultimately be justified (or at least confirmed) experimentally.¹ As lucidly explained in Chapter 4 of [2], impact laws fall into three broad categories. They all relate mechanical properties of the colliding bodies before and after impact. What distinguishes the three categories is the nature of these properties: they may relate velocities, impulses, or kinetic energies. While the first two categories are classical, having already been introduced in the works of Newton and Poisson (see also [11]), the third category is rather more recent in its inception: it was introduced by Stronge [12] to overcome paradoxes that arise in the presence of friction [13, 14, 15].² These paradoxes showed instances in which Newton’s law of impact would imply an energy gain. However, as also remarked in [12], for *smooth* (frictionless) rigid bodies all three categories are equivalent and reduce to one and the same prescription, which is consistent with the conservation of linear momentum, angular momentum, and kinetic energy. The known paradoxes of impact dynamics simply evaporate as friction is neglected.

In this paper, we examine collisions of smooth, strictly-convex hard particles, and conclude that although these almost always satisfy the conservation laws without interpenetration, there

¹Many such laws have been proposed in the past: in particular, we refer the interested reader to [4, 5], where new laws are advanced and they are also contrasted with the vast repertoire of pre-existing laws.

²Other paradoxes arise in the dynamics of colliding rigid bodies, but they pertain more to the laws of friction than to the laws of impact. Among these, we just mention the impact variant of Painlevé paradox [6, 7].

may occur rare events where, remarkably, this is not the case. We conclude therefore that the dynamics of non-spherical strictly-convex hard particles in 3D are, in general, *not* consistent with the conservation laws of classical mechanics. Alternatively, we could say that enforcing momentum conservation and rigidity in the instances shown here would violate energy conservation. This is the new paradox described in this paper.

The outline of the paper is as follows. Section 2 on conservation laws establishes the connection between momentum transfer and the motion of rigid bodies. Section 3 is divided into two parts. The first part, 3.1, outlines how the surfaces of the colliding bodies are characterized, and how the distances between them are measured. The points neighboring the point of contact play an important role, and their relevant kinematics is described. The second part, 3.2, identifies specific collision scenarios, and classifies their behavior. The main result of the paper, the inconsistency of rigid body dynamics and the conservation laws of classical mechanics is demonstrated. Section 4 summarizes our results. The paper is accompanied by a Supplementary Data file. In particular, Supplementary Data III provides a detailed derivation of the equations of motion used in the main body of the paper. Supplementary Data I gives details of a numerical example of a collision illustrating the inconsistency.

2 Conservation laws and collision dynamics

In this section, we consider the frictionless collisions of particles which are strictly-convex rigid bodies of arbitrary but smooth shape. We assume that the closed bounding surfaces of the bodies are sufficiently smooth to allow all partial derivatives up to second order to be well defined at each point on the surface. We examine how two arbitrary but strictly-convex rigid bodies, particle 1 and particle 2, change their momenta upon collision.

A collision is an event when particles interact and may exchange momentum. We consider collisions where the particles are well separated before collision, and, following their trajectories of motion, come into single point contact and can interact with each other. The interaction is via a hard core interaction potential, which is positive infinite if the particles interpenetrate, and is zero otherwise. Since the particle energies are finite, interpenetration of a rigid body by another, where two particles have more than one point in common, is not possible. Thus, a collision is an event when two particles, which were well separated before, are in single point contact externally. Since the forces the particles exert on each other are gradients of the potential, if forces are exerted, their

magnitude is infinite. Since the momenta and kinetic energies are finite, collisions are necessarily instantaneous.

In elastic collisions, linear and angular momenta and kinetic energy may be exchanged, but must be conserved. Unlike compressible bodies, rigid body systems have no mechanism for dissipation, and since there is no (finite) nonzero potential energy, kinetic energy must be conserved.

We assume that the bodies are frictionless; that is, the direction of the exchanged linear momentum is along the common normal to the two surfaces at the point of contact. If the impulse acting on body 1 is $-\alpha \mathbf{n}_1$, where α is the magnitude of the impulse and \mathbf{n}_1 is the unit outward normal at the surface of body 1 at the point of contact, then the conservation of linear momentum gives

$$m_1(\mathbf{v}_{1f} - \mathbf{v}_{1i}) = -\alpha \mathbf{n}_1, \quad (1)$$

$$m_2(\mathbf{v}_{2f} - \mathbf{v}_{2i}) = \alpha \mathbf{n}_1, \quad (2)$$

where m_1 and m_2 are the masses of bodies 1 and 2 with centers of mass at \mathbf{r}_{c1} and \mathbf{r}_{c2} , \mathbf{v}_{1i} and \mathbf{v}_{2i} are the pre-collision and \mathbf{v}_{1f} and \mathbf{v}_{2f} are the post-collision velocities of the centers of mass. The bodies move freely in space: in the absence of collisions, linear momentum is unchanged, and the center of mass of each body moves with constant velocity.

Conservation of angular momentum gives

$$\mathbf{I}_1(\omega_{1f} - \omega_{1i}) = -\alpha \mathbf{p} \times \mathbf{n}_1, \quad (3)$$

$$\mathbf{I}_2(\omega_{2f} - \omega_{2i}) = \alpha \mathbf{q} \times \mathbf{n}_1, \quad (4)$$

where \mathbf{I}_1 and \mathbf{I}_2 are the moment of inertia tensors of bodies 1 and 2 about their centers of mass, ω_{1i} and ω_{2i} are pre-collision and ω_{1f} and ω_{2f} are post-collision angular velocities. The vector \mathbf{p} is a body-fixed vector from the center of mass of body 1 to the point in body 1 which is the contact point at the instant of collision, and \mathbf{q} is a body-fixed vector from center of mass of body 2 to the point in body 2 which is the contact point at the instant of collision. (We shall refer to the points at the tips of the vectors \mathbf{p} and \mathbf{q} in general as contact points, even though they are only in contact with each other at the instant of collision.)

We note that in the absence of collisions, angular momentum about the center of mass is unchanged, however, since in general the moment of inertia is changing due to rotation, the angular velocity also changes in time. The angular acceleration in the lab frame is

$$\dot{\omega} = -\mathbf{I}^{-1} \cdot (\omega \times (\mathbf{I} \cdot \omega)), \quad (5)$$

in accordance with Euler's equations [9].

Finally, the conservation of kinetic energy requires that

$$\begin{aligned} & \frac{1}{2}m_1\mathbf{v}_{1i}^2 + \frac{1}{2}m_2\mathbf{v}_{2i}^2 + \frac{1}{2}\omega_{1i} \cdot \mathbf{I}_1 \cdot \omega_{1i} + \frac{1}{2}\omega_{2i} \cdot \mathbf{I}_2 \cdot \omega_{2i} \\ = & \frac{1}{2}m_1\mathbf{v}_{1f}^2 + \frac{1}{2}m_2\mathbf{v}_{2f}^2 + \frac{1}{2}\omega_{1f} \cdot \mathbf{I}_1 \cdot \omega_{1f} + \frac{1}{2}\omega_{2f} \cdot \mathbf{I}_2 \cdot \omega_{2f}. \end{aligned} \quad (6)$$

We note that $\mathbf{v}_{Pi} = \mathbf{v}_{1i} + \omega_{1i} \times \mathbf{p}$ and $\mathbf{v}_{Qi} = \mathbf{v}_{2i} + \omega_{2i} \times \mathbf{q}$ are the pre-collision and $\mathbf{v}_{Pf} = \mathbf{v}_{1f} + \omega_{1f} \times \mathbf{p}$ and $\mathbf{v}_{Qf} = \mathbf{v}_{2f} + \omega_{2f} \times \mathbf{q}$ are the post-collision velocities of the contact points on bodies 1 and 2. Solving for α , we find two solutions. One solution is $\alpha = 0$, corresponding to no momentum or energy transfer. The second solution is given by

$$\alpha = 2 \frac{(\mathbf{v}_{Pi} - \mathbf{v}_{Qi}) \cdot \mathbf{n}_1}{\mathbf{n}_1 \cdot \mathbf{M} \cdot \mathbf{n}_1}, \quad (7)$$

where

$$\mathbf{M} = \left(\frac{1}{m_1} + \frac{1}{m_2} \right) \mathbb{I} - \mathbf{p} \times \mathbf{I}_1^{-1} \times \mathbf{p} - \mathbf{q} \times \mathbf{I}_2^{-1} \times \mathbf{q}, \quad (8)$$

and \mathbb{I} is the identity tensor³. The cross-products are of the vectors and the eigenvectors of the tensors in their canonical form. Eq. (7) implies that the magnitude of the impulse, and of the exchanged momenta, is proportional to the normal velocity of approach of the contact points.

The velocity of separation is given by

$$\mathbf{v}_{Pf} - \mathbf{v}_{Qf} = (\mathbf{v}_{Pi} - \mathbf{v}_{Qi}) \cdot \left[\mathbb{I} - 2\mathbf{n}_1\mathbf{n}_1 \cdot \frac{\mathbf{M}}{\mathbf{n}_1 \cdot \mathbf{M} \cdot \mathbf{n}_1} \right]. \quad (9)$$

It follows at once that

$$(\mathbf{v}_{Pf} - \mathbf{v}_{Qf}) \cdot \mathbf{n}_1 = -(\mathbf{v}_{Pi} - \mathbf{v}_{Qi}) \cdot \mathbf{n}_1 \quad (10)$$

in agreement with [10]. That is, the post-collision speed of separation of the contact points along the normal is equal to their pre-collision speed of approach along the normal. This result is essential to our arguments below.

We note that if the collision were not instantaneous, then during the collision the speed of separation would, for some instances of time, differ from the final speed of separation [16]. This would clearly violate energy conservation, since, unlike in the case of interactions via a soft potential, energy cannot be stored as potential energy. Rigid body collisions must, again, therefore be instantaneous.

³The product $\mathbf{a} \times \mathbf{B} \times \mathbf{c}$, where \mathbf{a} and \mathbf{c} are vectors, and \mathbf{B} is a tensor, is a tensor with Cartesian components $\varepsilon_{\alpha\beta\gamma}a_\beta B_{\gamma\delta}\varepsilon_{\mu\delta\nu}c_\nu$, where $\varepsilon_{\alpha\beta\gamma}$ is the Levi-Civita symbol.

In what follows, we distinguish between two types of collisions.

In the first type, which we call ‘normal’ collisions, the particles approach each other with a non-zero normal velocity of approach of the contact points; here we note that $\alpha \neq 0$. In this case, there is instantaneous momentum transfer, with the magnitude indicated in Eq. (7), and, in general, there is also energy transfer between the particles.

In the second, which we call ‘tangential’ collisions, the contact points approach each other along the tangent to the surfaces at the points of contact, and in this way come into contact with each other. Here $\alpha = 0$, and in this case, there is neither momentum nor energy transfer.

3 Description of the Dynamics

3.1 General Description

Here we consider the motion of the points of contact on the colliding bodies, as well as of the points in the vicinity of the points of contact before and after collisions. We are interested in the compatibility of particle motion with the conservation laws; we are particularly interested in the separation and possible interpenetration of the two colliding particles.

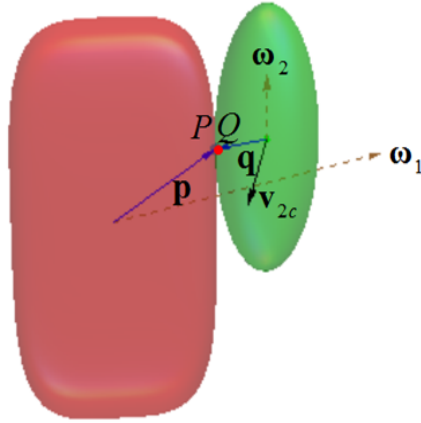


Figure 1: Collision of two convex bodies showing the points of contact as well as relevant vector quantities.

A convenient way to describe the closed surface of a body is by a scalar function $F(t, \mathbf{r})$, such that, if $\mathbf{r}(t)$ is the position vector of a point on the surface of the body at time t , then

$$F(t, \mathbf{r}(t)) = 0. \quad (11)$$

The time t appears explicitly in the argument list to indicate that the position and orientation of the body are, in general, changing in time. If

$$\mathbf{n}_1 = \frac{\nabla F}{|\nabla F|} \quad (12)$$

is the outward pointing unit normal, then $F(t, \mathbf{r}(t)) < 0$ indicates that the point designated by $\mathbf{r}(t)$ is inside the body, while $F(t, \mathbf{r}(t)) > 0$ indicates that it is outside.

We now inquire whether an arbitrary point $\mathbf{r}_2(t)$ on the surface of particle 2 at time t is inside, outside or on the surface, described by $F_1(t, \mathbf{r}(t)) = 0$ of particle 1.

As we are probing collision kinematics, we are primarily interested in the relative locations of the points of contact, but we are also interested in the locations of material points on the surface in the neighborhood of the contact points just before, at, and just after the collision. Due to convexity, more distant points on the surface are also more distant from the tangent plane at the point of contact, hence we do not consider them here.

Except perhaps at the instant of collision, particles 1 and 2 are moving in space according to their force and torque-free equations of motion; that is, with constant linear and angular momenta, conserving kinetic energy. Their constants of motion, before and after the collision, are determined by initial conditions. We refer to the points of contact at collision as point P on body 1, and point Q on body 2. The position vector of P is given by

$$\mathbf{r}_P = \mathbf{r}_{c1} + \mathbf{p}. \quad (13)$$

Similarly, the position vector of Q is given by

$$\mathbf{r}_Q = \mathbf{r}_{c2} + \mathbf{q}. \quad (14)$$

We introduce the body fixed small vector $\varepsilon(t)$, from the point Q to a neighboring point on particle 2. We constrain ε to be small by requiring that $\kappa\varepsilon \ll 1$, where κ is the maximum curvature at the point of contact. The position vector of this point is

$$\mathbf{r}_{Q+} = \mathbf{r}_{c2} + \mathbf{q} + \varepsilon. \quad (15)$$

We indicate the position of a point on the surface of particle 2 in the vicinity of Q by the ‘+’ sign on the subscript of \mathbf{r}_{Q+} . It is useful to write ε as

$$\varepsilon = -\varepsilon_{\parallel} \mathbf{n}_2 + \varepsilon_{\perp}, \quad (16)$$

where \mathbf{n}_2 is the outward unit normal to particle 2 at Q , $\varepsilon_{\parallel} > 0$ due to convexity, ε_{\perp} is perpendicular to \mathbf{n}_2 , and $\varepsilon_{\parallel} \sim \varepsilon_{\perp}^2$ as shown in Supplementary Data II.

As the bodies move, points on the surfaces of the two bodies change their positions in space. The position $\mathbf{r}(t)$ of an arbitrary point on the surface of a body can be expanded in Taylor series about $t = 0$ to give

$$\begin{aligned}\mathbf{r}(t) &= \mathbf{r}(0) + \dot{\mathbf{r}}(0)t + \frac{1}{2}\ddot{\mathbf{r}}(0)t^2 + \frac{1}{6}\dddot{\mathbf{r}}(0)t^3 + O(t^4) \\ &= \mathbf{r}(0) + \mathbf{v}t + \frac{1}{2}\mathbf{a}t^2 + \frac{1}{6}\mathbf{j}t^3 + O(t^4),\end{aligned}\tag{17}$$

where \mathbf{v} , \mathbf{a} and \mathbf{j} are the velocity, acceleration and jerk. Explicit expressions for these in the free motion of rigid bodies are given in Supplementary Data III.

To determine if a point on the surface of particle 2 with position vector $\mathbf{r}_2(t)$ has penetrated particle 1, we evaluate $F_1(t, \mathbf{r}_2(t))$ and check its sign.

It is useful to choose a specific form for $F_1(t, \mathbf{r}_Q(t))$. The surface of a smooth convex body in the vicinity of a point on the surface can be well described by the normal to the surface, and the two principal curvatures, and the associated directions in the tangent plane. We choose therefore $F_1(t, \mathbf{r})$ such that, in the vicinity of the point \mathbf{r}_P , one has

$$F_1(t, \mathbf{r}(t)) \simeq (\mathbf{r} - \mathbf{r}_P) \cdot \mathbf{n}_1 + \frac{1}{2}(\mathbf{r} - \mathbf{r}_P) \cdot [\kappa_{1x}\hat{\mathbf{x}}_1\hat{\mathbf{x}}_1 + \kappa_{1y}\hat{\mathbf{y}}_1\hat{\mathbf{y}}_1] \cdot (\mathbf{r} - \mathbf{r}_P),\tag{18}$$

where $\mathbf{n}_1(t)$ is the outward unit normal, κ_{1x} and κ_{1y} , both strictly positive, are the principal curvatures, and $\hat{\mathbf{x}}(t)$ and $\hat{\mathbf{y}}(t)$ are the corresponding eigenvectors. The Hessian is

$$\mathbf{H}_1 = \kappa_{1x}\hat{\mathbf{x}}_1\hat{\mathbf{x}}_1 + \kappa_{1y}\hat{\mathbf{y}}_1\hat{\mathbf{y}}_1,\tag{19}$$

and so

$$F_1(t, \mathbf{r}(t)) \simeq (\mathbf{r} - \mathbf{r}_P) \cdot \mathbf{n}_1 + \frac{1}{2}(\mathbf{r} - \mathbf{r}_P) \cdot \mathbf{H}_1 \cdot (\mathbf{r} - \mathbf{r}_P).\tag{20}$$

The function $F_1(t, \mathbf{r}(t))$ measures a signed distance between the point designated by $\mathbf{r}(t)$ and the surface of body 1.

To indicate points in the vicinity of the point Q at the time of collision, we write

$$\mathbf{r}_{Q+}(t) = \mathbf{r}_P(t) + \delta(t),\tag{21}$$

where

$$\delta(t) = \mathbf{r}_{Q+}(t) - \mathbf{r}_P(t) = \mathbf{r}_Q(t) - \mathbf{r}_P(t) + \varepsilon(t),\tag{22}$$

We then have

$$F_1(t, \mathbf{r}_{Q+}(t)) = \mathbf{n}_1 \cdot \delta + \frac{1}{2} \delta \cdot \mathbf{H}_1 \cdot \delta. \quad (23)$$

To study the approach and separation of the colliding particles, we evaluate $F_1(t, \mathbf{r}_{Q+}(t))$ as a function of time.

The collision occurs at time $t = 0$; hence we expand $F_1(t, \mathbf{r}_{Q+}(t))$ in Taylor series about $t = 0$:

$$F_1(t, \mathbf{r}_{Q+}(t)) = \left(\mathbf{n}_1 \cdot \delta + \frac{1}{2} \delta \cdot \mathbf{H}_1 \cdot \delta \right) \Big|_{t=0} + \frac{\partial}{\partial t} \left(\mathbf{n}_1 \cdot \delta + \frac{1}{2} \delta \cdot \mathbf{H}_1 \cdot \delta \right) \Big|_{t=0} t \quad (24)$$

$$+ \frac{1}{2} \frac{\partial^2}{\partial t^2} \left(\mathbf{n}_1 \cdot \delta + \frac{1}{2} \delta \cdot \mathbf{H}_1 \cdot \delta \right) \Big|_{t=0} t^2 + O(t^3). \quad (25)$$

Substitution gives

$$\begin{aligned} F_1(t, \mathbf{r}_{Q+}(t)) &= (\mathbf{n}_1 \cdot (\mathbf{v}_Q - \mathbf{v}_P))t \\ &+ \frac{1}{2} (2\dot{\mathbf{n}}_1 \cdot (\mathbf{v}_Q - \mathbf{v}_P) + \mathbf{n}_1 \cdot (\dot{\mathbf{v}}_Q - \dot{\mathbf{v}}_P) + (\mathbf{v}_Q - \mathbf{v}_P) \cdot \mathbf{H}_1 \cdot (\mathbf{v}_Q - \mathbf{v}_P))t^2 \\ &+ (\mathbf{n}_1 \cdot \varepsilon + \frac{1}{2} \varepsilon \cdot \mathbf{H}_1 \cdot \varepsilon) \\ &+ (\dot{\mathbf{n}}_1 \cdot \varepsilon + \mathbf{n}_1 \cdot \dot{\varepsilon} + (\mathbf{v}_Q - \mathbf{v}_P) \cdot \mathbf{H}_1 \cdot \varepsilon + \dot{\varepsilon} \cdot \mathbf{H}_1 \cdot \varepsilon + \frac{1}{2} \varepsilon \cdot \dot{\mathbf{H}}_1 \cdot \varepsilon)t \\ &+ \frac{1}{2} (\ddot{\mathbf{n}}_1 \cdot \varepsilon + 2\dot{\mathbf{n}}_1 \cdot \dot{\varepsilon} + \mathbf{n}_1 \cdot \ddot{\varepsilon} + \\ &+ (\dot{\mathbf{v}}_Q - \dot{\mathbf{v}}_P) \cdot \mathbf{H}_1 \cdot \varepsilon + 2(\mathbf{v}_Q - \mathbf{v}_P) \cdot \dot{\mathbf{H}}_1 \cdot \varepsilon + 2(\mathbf{v}_Q - \mathbf{v}_P) \cdot \mathbf{H}_1 \cdot \dot{\varepsilon} \\ &+ \ddot{\varepsilon} \cdot \mathbf{H}_1 \cdot \varepsilon + 2\dot{\varepsilon} \cdot \dot{\mathbf{H}}_1 \cdot \varepsilon + \dot{\varepsilon} \cdot \mathbf{H}_1 \cdot \dot{\varepsilon} + \frac{1}{2} \varepsilon \cdot \ddot{\mathbf{H}}_1 \cdot \varepsilon)t^2 \\ &+ O(t^3), \end{aligned} \quad (26)$$

and we note that all quantities on the rhs of Eq. (26) are evaluated at $t = 0$. In the case of normal collisions, the velocities \mathbf{v}_P and \mathbf{v}_Q as well as the angular velocities ω_1 and ω_2 change instantaneously at the instant of collision. We therefore distinguish between pre-collision values at $t = 0^-$, and post-collision values at $t = 0^+$. In the case of tangential collisions, the velocities \mathbf{v}_P and \mathbf{v}_Q and the angular velocities ω_1 and ω_2 do not change, and the distinction is not required.

We next write the expression for $F_1(t, \mathbf{r}_{Q+}(t))$ in standard form,

$$F_1(t, \mathbf{r}_{Q+}(t)) = x + vt + \frac{1}{2}at^2 + \frac{1}{6}jt^3 + O(t^4) + f(\varepsilon_\perp, t), \quad (27)$$

where

$$\begin{aligned} f(\varepsilon_\perp, t) &= (x_\varepsilon \varepsilon_\perp + x_{2\varepsilon} \varepsilon_\perp^2) + (v_\varepsilon \varepsilon_\perp + v_{2\varepsilon} \varepsilon_\perp^2 + v_{3\varepsilon} \varepsilon_\perp^3 + v_{4\varepsilon} \varepsilon_\perp^4)t \\ &+ \frac{1}{2} (a_\varepsilon \varepsilon_\perp + a_{2\varepsilon} \varepsilon_\perp^2 + a_{3\varepsilon} \varepsilon_\perp^3 + a_{4\varepsilon} \varepsilon_\perp^4)t^2 + \frac{1}{6} j_\varepsilon t^3 + O(t^4), \end{aligned} \quad (28)$$

refers to the position of a neighbor point of point Q , defined by ε_\perp relative to body 1, measured from the point P . The index number before the subscript ε denotes the power of ε_\perp appearing in the expression.

Explicitly, the constants in Eqs. (27) and (28) for the point of contact Q are

$$x = 0, \quad (29)$$

$$v = \mathbf{n}_1 \cdot (\mathbf{v}_Q - \mathbf{v}_P), \quad (30)$$

$$a = \mathbf{n}_1 \cdot (\dot{\mathbf{v}}_Q - \dot{\mathbf{v}}_P) + 2(\omega_1 \times \mathbf{n}_1) \cdot (\mathbf{v}_Q - \mathbf{v}_P) + (\mathbf{v}_Q - \mathbf{v}_P) \cdot \mathbf{H}_1 \cdot (\mathbf{v}_Q - \mathbf{v}_P), \quad (31)$$

and the additional terms for the neighboring points are

$$x_\varepsilon = 0, \quad (32)$$

$$x_{2\varepsilon} = h(\hat{\varepsilon}_\perp) + \frac{1}{2}(\hat{\varepsilon}_\perp \cdot \mathbf{H}_1 \cdot \hat{\varepsilon}_\perp), \quad (33)$$

$$v_\varepsilon = \mathbf{n}_1 \times (\omega_2 - \omega_1) \cdot \hat{\varepsilon}_\perp + (\mathbf{v}_Q - \mathbf{v}_P) \cdot \mathbf{H}_1 \cdot \hat{\varepsilon}_\perp, \quad (34)$$

$$\begin{aligned} a_\varepsilon = & (\dot{\omega}_1 \times \mathbf{n}_1) \cdot \hat{\varepsilon}_\perp + (\omega_1 \cdot \mathbf{n}_1)(\omega_1 \cdot \hat{\varepsilon}_\perp) + 2(\hat{\varepsilon}_\perp \cdot \mathbf{n}_1)(\omega_1 \cdot \omega_2) - 2(\hat{\varepsilon}_\perp \cdot \omega_1)(\omega_2 \cdot \mathbf{n}_1) \\ & + \hat{\varepsilon}_\perp \cdot (\mathbf{n}_1 \times \dot{\omega}_2) + (\mathbf{n}_1 \cdot \omega_2)(\omega_2 \cdot \hat{\varepsilon}_\perp) + (\dot{\mathbf{v}}_Q - \dot{\mathbf{v}}_P) \cdot \mathbf{H}_1 \cdot \hat{\varepsilon}_\perp + 2(\mathbf{v}_Q - \mathbf{v}_P) \cdot \dot{\mathbf{H}}_1 \cdot \hat{\varepsilon}_\perp \\ & + 2(\mathbf{v}_Q - \mathbf{v}_P) \cdot \mathbf{H}_1 \cdot (\omega_2 \times \hat{\varepsilon}_\perp). \end{aligned} \quad (35)$$

Here

$$h(\hat{\varepsilon}_\perp) = \frac{1}{2}\hat{\varepsilon}_\perp \cdot \mathbf{H}_2 \cdot \hat{\varepsilon}_\perp \quad (36)$$

is positive and smoothly varying between $\frac{\kappa_{2\max}}{2}$ and $\frac{\kappa_{2\min}}{2}$. The jerk terms have been omitted altogether to save space, as have the terms with higher indices in both acceleration and velocity: they are not relevant to our development below. The derivation all the constants in Eq. (28) is however given in Supplementary Data II for completeness.

3.2 Analysis of Collisions

We assume throughout that the bodies are well separated before the collision; that is, at $t < 0$, there are no shared points.

We now consider the values taken by $F_1(t, \mathbf{r}_Q + (t))$ during the collision. We begin with the general expression

$$F_1(t, \mathbf{r}_Q + (t)) = vt + \frac{1}{2}at^2 + \frac{1}{6}jt^3 + O(t^4) + f(\varepsilon_\perp, t), \quad (37)$$

where

$$f(\varepsilon_\perp, t) = x_{2\varepsilon}\varepsilon_\perp^2 + (v_\varepsilon\varepsilon_\perp + v_{2\varepsilon}\varepsilon_\perp^2 + v_{3\varepsilon}\varepsilon_\perp^3 + v_{4\varepsilon}\varepsilon_\perp^4)t \quad (38)$$

$$+ \frac{1}{2}(a_\varepsilon\varepsilon_\perp + a_{2\varepsilon}\varepsilon_\perp^2 + a_{3\varepsilon}\varepsilon_\perp^3 + a_{4\varepsilon}\varepsilon_\perp^4)t^2 + \frac{1}{6}j_\varepsilon t^3 + O(t^4). \quad (39)$$

At short times, neglecting quadratic and higher order terms in t , we have

$$f(\varepsilon_\perp, t) \simeq x_{2\varepsilon}\varepsilon_\perp^2 + (v_\varepsilon\varepsilon_\perp + v_{2\varepsilon}\varepsilon_\perp^2 + v_{3\varepsilon}\varepsilon_\perp^3 + v_{4\varepsilon}\varepsilon_\perp^4)t. \quad (40)$$

At the instant of collision, $f(\varepsilon_\perp, 0) = x_{2\varepsilon}\varepsilon_\perp^2$. Neighboring points of Q on the surface of body 2, that are also on the surface of body 1, are those for which $f(\varepsilon_\perp, t) = 0$, that is, the point Q , when $\varepsilon_\perp = 0$, and the points for which, at the lowest of in t ,

$$\varepsilon_\perp \simeq -\frac{v_\varepsilon}{x_{2\varepsilon}}t. \quad (41)$$

Since

$$v_\varepsilon = [\hat{\mathbf{n}}_1 \times (\omega_2 - \omega_1) + 2(\mathbf{v}_Q - \mathbf{v}_P) \cdot \mathbf{H}_1] \cdot \hat{\varepsilon}_\perp \quad (42)$$

and

$$x_{2\varepsilon} = \frac{1}{2}\hat{\varepsilon}_\perp \cdot \mathbf{H}_2 \cdot \hat{\varepsilon}_\perp + \frac{1}{2}\hat{\varepsilon}_\perp \cdot \mathbf{H}_1 \cdot \hat{\varepsilon}_\perp > 0, \quad (43)$$

Eq. (41) represents a closed curve on the surface of body 2, containing the point Q , and expanding in time. The shape of the curve resembles a figure eight: one loop corresponding to $t < 0$, the other to $t > 0$. The curve may be regarded as representing the intersection of two bodies before, at and after collision, at small times t , *if there were no motion of the point Q* . Points on the surface of body 2 inside these loops are in the interior of body 1, points outside of the loops are outside. The points which penetrate the deepest into body 1, are those for which $f(\varepsilon_\perp, t)$ is at a minimum with respect to ε_\perp , that is, such that

$$\frac{\partial f(\varepsilon_\perp, t)}{\partial \varepsilon_\perp} = 0. \quad (44)$$

For these points, again at the lowest order in t ,

$$\varepsilon_\perp \simeq -\frac{v_\varepsilon}{2x_{2\varepsilon}}t, \quad (45)$$

which represents a smaller figure eight than that given by Eq. (41). For this extreme set of points, we obtain, on substitution,

$$f(\varepsilon_\perp, t) = -\frac{v_\varepsilon^2}{4x_{2\varepsilon}}t^2 + O(t^3), \quad (46)$$

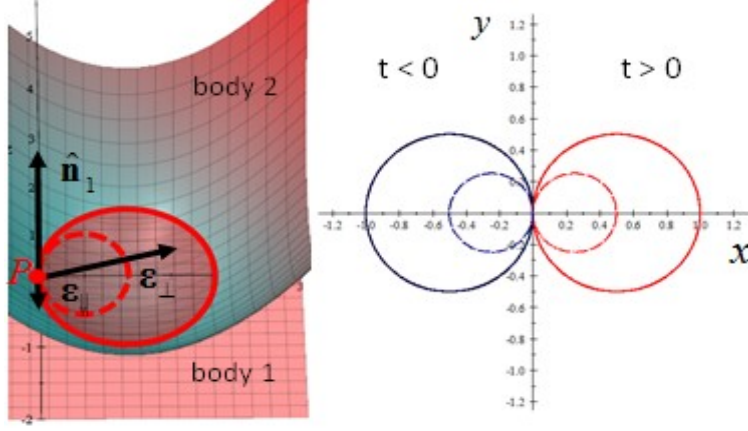


Figure 2: Figure 8 pattern illustrating penetration by neighboring points of Q that would occur if the point Q was not moving.

and

$$F_1(t, \mathbf{r}_{Q+}(t)) = vt + \frac{1}{2}at^2 + \frac{1}{6}jt^3 - \frac{v_\varepsilon^2}{4x_{2\varepsilon}}t^2 + O(t^3), \quad (47)$$

and we see that the contribution of neighboring points is, to leading order, quadratic in time.

In the special case when $v_\varepsilon = 0$, proceeding as before, we obtain

$$\begin{aligned} f(\varepsilon_\perp, t) &= x_{2\varepsilon}\varepsilon_\perp^2 + (v_{2\varepsilon}\varepsilon_\perp^2 + v_{3\varepsilon}\varepsilon_\perp^3)t + \frac{1}{2}(a_\varepsilon\varepsilon_\perp + a_{2\varepsilon}\varepsilon_\perp^2 + a_{3\varepsilon}\varepsilon_\perp^3 + a_{4\varepsilon}\varepsilon_\perp^4)t^2 + O(t^3) \\ &= (x_{2\varepsilon} + (v_{2\varepsilon} + v_{3\varepsilon}\varepsilon_\perp)t + \frac{1}{2}(a_{2\varepsilon} + a_{3\varepsilon}\varepsilon_\perp + a_{4\varepsilon}\varepsilon_\perp^2)t^2)\varepsilon_\perp^2 + \frac{1}{2}a_\varepsilon\varepsilon_\perp t^2 + O(t^3). \end{aligned} \quad (48)$$

The intersection of the two bodies, if there were no motion of the point Q , is again obtained by setting $f(\varepsilon_\perp, t) = 0$. If we want identify the potentially deepest penetrating points, we set

$$\frac{\partial f(\varepsilon_\perp, t)}{\partial \varepsilon_\perp} = 2(x_{2\varepsilon} + (v_{2\varepsilon} + \frac{3}{2}v_{3\varepsilon}\varepsilon_\perp)t + \frac{1}{2}(a_{2\varepsilon} + \frac{3}{2}a_{3\varepsilon}\varepsilon_\perp + 2a_{4\varepsilon}\varepsilon_\perp^2)t^2)\varepsilon_\perp + \frac{1}{2}a_\varepsilon t^2 + O(t^3) = 0, \quad (49)$$

obtaining

$$\varepsilon_\perp \simeq -\frac{1}{4} \frac{a_\varepsilon}{x_{2\varepsilon}} t^2. \quad (50)$$

For this extreme set of points,

$$f(\varepsilon_\perp, t) = -\frac{1}{8} \frac{a_\varepsilon^2}{x_{2\varepsilon}} t^4 + O(t^5), \quad (51)$$

and

$$F_1(t, \mathbf{r}_{Q+}(t)) = vt + \frac{1}{2}at^2 + \frac{1}{6}jt^3 - \frac{1}{8} \frac{a_\varepsilon^2}{x_{2\varepsilon}} t^4 + O(t^4), \quad (52)$$

and we see that in this case, the contribution of neighboring points is, to leading order, quartic in time.

We next use these results in the arguments below.

3.2.1 Normal Collisions

In normal collisions, the normal speed of approach $v = \mathbf{n}_1 \cdot (\mathbf{v}_Q - \mathbf{v}_P)$ is non-zero. It changes sign during the collision, so $vt > 0$ for all t . Ignoring neighboring points, that is, $\varepsilon_\perp = 0$, and for small t ,

$$F_1(t, \mathbf{r}_Q(t)) \simeq vt, \quad (53)$$

indicating that the point Q approaches body 1, comes into contact with the point P on its surface, then recedes with a trajectory outside body 1.

For the potentially most deeply penetrating neighboring points we have

$$F_1(t, \mathbf{r}_{Q+}(t)) \simeq vt - \frac{v_\varepsilon^2}{4x_{2\varepsilon}} t^2, \quad (54)$$

and, for small t , $F_1(t, \mathbf{r}_{Q+}(t)) > 0$. If $v_\varepsilon = 0$, the leading order contribution from neighboring points will be quartic, with the same outcome.

Hence, in a normal collision, the point of contact Q does not penetrate body 1; the two bodies separate after the collision.

3.2.2 Tangential Collisions

In tangential collisions, the normal speed of approach $v = \mathbf{n}_1 \cdot (\mathbf{v}_Q - \mathbf{v}_P) = 0$. This is a rare event: the normal component of the velocity difference of the contact points must vanish at the instant of collision. As shown by Eq. (7), there is no momentum transfer, hence there are no changes in either the linear or the angular velocities.

3.2.3 Type 1

We now suppose that $a \neq 0$. If the bodies were separated before the collision, then it must be that $a > 0$. Ignoring neighboring points, $\varepsilon_\perp = 0$, and for small t ,

$$F_1(t, \mathbf{r}_Q(t)) \simeq \frac{1}{2}at^2, \quad (55)$$

and the point Q approaches body 1, comes into contact with the point P on its surface, then recedes with a trajectory outside of body 1.

For the potentially most deeply penetrating neighboring points we have

$$F_1(t, \mathbf{r}_{Q+}(t)) \simeq \frac{1}{2}at^2 - \frac{v_\varepsilon^2}{4x_{2\varepsilon}} t^2. \quad (56)$$

If $a > \frac{v_\varepsilon^2}{2x_{2\varepsilon}}$ for all $\hat{\varepsilon}_\perp$, then there is no interpenetration, and the two bodies separate after the collision. If $v_\varepsilon = 0$, the leading order contribution from neighboring points will be quartic; there is no interpenetration, and the two bodies separate after the collision. If $a < \frac{v_\varepsilon^2}{2x_{2\varepsilon}}$ for some $\hat{\varepsilon}_\perp$, then $F_1(t, \mathbf{r}_{Q+}(t)) < 0$ both before and after the collision for some neighboring points. This implies that the bodies were not well separated before the collision, hence the initial conditions leading to this collision cannot be realized. In the case that $a = (\frac{v_\varepsilon^2}{2x_{2\varepsilon}})_{\min}$, higher order terms need to be considered to determine the outcome.

In physically realizable tangential collisions with non-zero acceleration, (with the possible exception of the case where $a = (\frac{v_\varepsilon^2}{2x_{2\varepsilon}})_{\min}$), the bodies separate after the collision.

3.2.4 Type 2

Type 2a We next consider the case where the normal speed v and the acceleration a are both zero and $v_\varepsilon \neq 0$.

We now suppose that $j \neq 0$. If the bodies were separate before the collision, then it must be that $j < 0$. Ignoring neighboring points, $\varepsilon_\perp = 0$, and for small t ,

$$F_1(t, \mathbf{r}_Q(t)) \simeq \frac{1}{6}jt^3. \quad (57)$$

The point Q approaches body 1, comes into contact with the point P on its surface, then continues forward and, remarkably, penetrates body 1.

For the potentially most deeply-penetrating neighboring points we have

$$F_1(t, \mathbf{r}_{Q+}(t)) \simeq \frac{1}{6}jt^3 - \frac{v_\varepsilon^2}{4x_{2\varepsilon}}t^2. \quad (58)$$

Here, clearly the neighboring point contribution dominates. For small t , $F_1(t, \mathbf{r}_{Q+}(t)) < 0$ both before and after the collision. The bodies were not well separated before the collision, hence the initial conditions leading to this collision cannot be realized.

Type 2b We next consider the case where the normal velocity v and the acceleration a are both zero, and in addition, $v_\varepsilon = 0$ (which avoids the previous possibility of penetration before the collision).

We again suppose that $j \neq 0$. If the bodies were separate before the collision, then it must be that $j < 0$. Ignoring neighboring points, $\varepsilon_\perp = 0$, and for small t , as before,

$$F_1(t, \mathbf{r}_Q(t)) \simeq \frac{1}{6}jt^3. \quad (59)$$

The point Q approaches body 1, comes into contact with the point P on its surface, then continues forward and, remarkably, penetrates 1.

For the potentially most deeply penetrating neighboring points we now have

$$F_1(t, \mathbf{r}_{Q+}(t)) \simeq \frac{1}{6}jt^3 - \frac{1}{8}\frac{a_\varepsilon^2}{x_{2\varepsilon}}t^4. \quad (60)$$

Here we see that, for small t , the two bodies are well separated before the collision; $F_1(t, \mathbf{r}_{Q+}(t)) > 0$ before the collision, but $F_1(t, \mathbf{r}_{Q+}(t)) < 0$ after the collision. Immediately after the collision, the point Q penetrates body 1, followed by the neighboring points. *This paradox is our main result: the prediction of the penetration of one rigid body by another, as a consequence of the conservation laws and rigidity* in the admittedly rare case where $v = 0$, $a = 0$, and also $v_\varepsilon = 0$. Its significance is discussed in the following section, where we consider the subcase that illustrates the paradox.

Type 2b* Finally, we consider the case where, as above, $v = a = v_\varepsilon = 0$, but with the additional constraint that the relative tangential velocity is also zero; that is, $\mathbf{v}_Q - \mathbf{v}_P = \mathbf{0}$. This does not change the argument of Type 2b above, but makes the conditions $v = a = v_\varepsilon = 0$ more easily realizable in simulations. As before, for small t , $F_1(t, \mathbf{r}_{Q+}(t)) > 0$ before the collision and $F_1(t, \mathbf{r}_{Q+}(t)) < 0$ after the collision, indicating that initial conditions for such a collision may be realized. With the additional constraint $\mathbf{v}_Q - \mathbf{v}_P = \mathbf{0}$, however, the condition $a = 0$ requires that $\mathbf{n}_1 \cdot (\dot{\mathbf{v}}_Q - \dot{\mathbf{v}}_P) < 0$. This cannot be achieved for convex bodies in 2D. Interestingly, for freely moving homogeneous ellipsoids, $\mathbf{n} \cdot \dot{\mathbf{v}} \leq 0$.⁴ Consequently, the condition $\mathbf{n}_1 \cdot (\dot{\mathbf{v}}_Q - \dot{\mathbf{v}}_P) < 0$ cannot be achieved with ellipsoids. To demonstrate such a collision, showing the penetration of the point Q into body 1, we have constructed an example of a collision between an ellipsoid and a super-ellipsoid, where the ellipsoid penetrates the super-ellipsoid after the collision. The details are given in Supplementary Data I and the corresponding motion is rendered in the accompanying movie.

4 Conclusion

We have considered above the collisions of smooth, strictly-convex non-spherical rigid bodies in 3D.

There are two types of collisions: the usual normal collisions, and the rare tangential collisions.

In the case of normal collisions, when the approaching velocity of two contact points has a non-vanishing component along the normal to the surface at the point of contact, then there is momentum transfer between the two bodies, and the contact points separate immediately after

⁴The proof, which is not difficult, but only lengthy, will be published elsewhere.

the collision. Furthermore, due to the strict convexity assumption, domains of points surrounding the contact points on two surfaces also separate immediately after the collision. More distant points cannot penetrate the other body in zero time, since velocities are finite. Hence there is no interpenetration of bodies immediately after collision in the case of normal collisions.

In the case of tangential collisions, when the contact points approach each other with a non-zero finite velocity only along the tangent to the surfaces at the point of contact, then there is no momentum transfer, and the two bodies pass each other without any interaction. Hence, with one possible exception where $a = (\frac{v_\varepsilon^2}{2x_{2\varepsilon}})_{\min}$, there is no interpenetration of bodies immediately after collision in the case of tangential collisions with nonzero acceleration.

In the extremely rare case of tangential collisions, where at least one of the two bodies is not an ellipsoid, with zero velocity of approach and zero normal acceleration in 3D, the conservation of momentum and energy lead to interpretation, which violates the impenetrability of rigid bodies. We conclude therefore that the dynamics of strictly-convex rigid bodies is not fully consistent with the conservation laws of classical mechanics. Specifically, the inconsistency means that the conservation laws (conservation of linear and angular momentum, and of energy) and rigidity (with necessarily instantaneous collisions with infinite force and only kinetic energy) cannot hold simultaneously in all collisions. We have enforced the conservation laws in our approach, and observed that on rare occasions rigidity is violated. Alternatively, we could have enforced momentum conservation and rigidity, and could have shown that, on rare occasions, energy conservation is violated, thus making our paradox for smooth rigid bodies akin to those already known for rough rigid bodies.

The physical origins of the inconsistency are associated with the unrealistic hard interaction, which prevents the (temporary) storage of energy in the interaction potential. In the rare case considered here, where jerk dominates, the contact points behave as though they experience time dependent force which is linear in time, leading to zero speed and acceleration but nonzero jerk at $t = 0$, followed by motion with acceleration in the same direction. In such a situation, a soft body would respond by gradually deforming after the collision, and temporarily storing/dissipating energy in the deformation as a function of time. This behavior is disallowed for rigid bodies, where kinetic energy alone must be conserved.

For non-convex rigid bodies, the collision dynamics would be much more complicated and we have not considered it here.

In conclusion, we have presented a new paradox: in extremely rare cases, the dynamics of smooth, nonspherical convex rigid bodies in 3D is not consistent with the conservation laws of

classical mechanics.

Acknowledgement *P.P.-M. and X.Z. acknowledge support from NSF under DMS-1212046. Most of this work was done while E.G.V. was visiting the Oxford Centre for Nonlinear PDE at the University of Oxford, whose kind hospitality he gratefully acknowledges.*

References

- [1] S. Lem, *The Cyberiad: The Dragons of Probability*, Harvest Books, (2002).
- [2] B. Brogliato, *Nonsmooth Mechanics-Models, Dynamics and Control*, 3rd ed., Springer, London, 2016.
- [3] L. Saint-Raymond and M. Wilkinson, ‘On collision invariants for linear scattering’, arXiv:1507.07601v1, (2015).
- [4] A. Chatterjee, ‘Two interpretations of rigidity in rigid-body collisions’, *J. Appl. Mech.* **65**, 894 (1998).
- [5] A. Chatterjee, ‘A new algebraic rigid-body collision law based on impulse space considerations’. *J. Appl. Mech.* **65**, 939 (1998).
- [6] P. Painlevé, ‘Sur les lois du frottement de glissement’, *C. R. Acad. Sci. Paris*, **121**, 112 (1985). (Articles under the same title also appeared in *C. R. Acad. Sci. Paris* **141**, 401 and 546).
- [7] D. E. Stewart, ‘Rigid-body dynamics with friction and impact’, *SIAM Review*, **42**, 3 (2000).
- [8] O. C. Dyre, ‘Simple liquids quasiuniversality and the hard-sphere paradigm’, *J. Phys.: Condens. Matter*, **12**, 32301, (2016).
- [9] H. Goldstein, *Classical Mechanics*, 2nd ed., Addison-Wesley, (1980).
- [10] F. S. Crawford, ‘A theorem on elastic collisions between ideal rigid bodies’, *Am J Phys.* **57**, 121, (1989).
- [11] Ch. Glocker, ‘On frictionless impact models in rigid-body systems’, *Phil. Trans. R. Soc. Lond. A*, **259**, 2385 (2001).
- [12] W. J. Stronge, ‘Rigid body collisions with friction’, *Proc. R. Soc. Lond. A*, **431**, 169 (1990).

- [13] T. R. Kane, 'A dynamics puzzle', Stanford Mechanics Alumni Club Newsletter, **53** (1984).
- [14] J. B. Keller, 'Impact with friction', J. Appl. Mech., **53**, 1 (1986).
- [15] R. M. Brach, 'Rigid body collisions', J. Appl. Mech. **56**, 1233 (1989).
- [16] C. W. Kilmister, J. E. Reeve, Rational Mechanics. London:Longman (1966).

5 Supplementary Data

5.0.1 Part I: Numerical Example

The first particle is a superellipsoid described by the equation

$$\frac{x^4}{a^4} + \frac{y^4}{b^4} + \frac{z^4}{c^4} = 1,$$

with $a = 1, b = 2, c = 3$.

The center of mass of superellipsoid 1 is at $(0, 0, 0)$.

The contact point P at superellipsoid 1 is

$(0.47618533191703555, 1.9605250610979892, 1.1955976303024505)$.

The contact normal is

$\mathbf{n}_1 = (0.22325108832916085, 0.9737842723056427, 0.04362502229243368)$.

The velocity of center of mass of superellipsoid 1 is $(0, 0, 0)$.

The angular velocity of superellipsoid 1 is

$(1.1740747914710616, 5.121119789388775, 1.2294234681418093)$.

Ellipsoid 2 with semiaxes length $a' = 2, b' = c' = 1$, and pointing along $(0, 0, 1)$,

$(0.6239979329820173, 0.781425991143224, 0)$,

$(-0.781425991143224, 0.6239979329820173, 0)$, respectively.

The center of mass of ellipsoid 2 is at

$(0.6988018183920255, 2.931541305218898, 1.3696016946556036)$.

The contact point Q at ellipsoid 2 is

$(0.47618533191703555, 1.9605250610979892, 1.1955976303024505)$.

The velocity of center of mass of ellipsoid 2 is

$(2.7414669205732727, -0.5956711297619547, -0.1367990744145808)$.

The angular velocity of ellipsoid 2 is $(0, 0, 1)$.

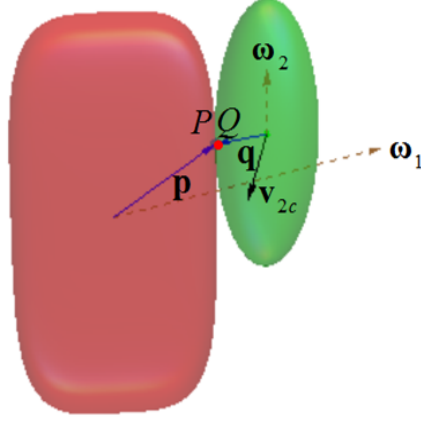


Figure 3: The configuration of the superellipsoid and ellipsoid at the time of collision. The body-fixed vectors \mathbf{p} and \mathbf{q} meet at the contact point. The vectors with dashed lines from the centers of the two bodies represent angular velocities, and the third solid arrow from center of the ellipsoid represents its velocity of its CoM.

A brief video is provided below.

5.0.2 Part II: Essential Information

Epsilon Since ε denotes a neighboring point of Q it must lie on the surface of body 2. It must therefore satisfy

$$F_2(\varepsilon) \simeq \mathbf{n}_2 \cdot \varepsilon + \frac{1}{2} \varepsilon \cdot \mathbf{H}_2 \cdot \varepsilon = 0. \quad (61)$$

Writing

$$\varepsilon = -\varepsilon_{\parallel} \mathbf{n}_2 + \varepsilon_{\perp}, \quad (62)$$

we have

$$-\varepsilon_{\parallel} + \frac{1}{2} \varepsilon_{\perp} \cdot \mathbf{H}_2 \cdot \varepsilon_{\perp} = 0, \quad (63)$$

or

$$\varepsilon_{\parallel} = \varepsilon_{\perp}^2 \frac{1}{2} \hat{\varepsilon}_{\perp} \cdot \mathbf{H}_2 \cdot \hat{\varepsilon}_{\perp}. \quad (64)$$

For notational convenience, we write

$$h(\hat{\varepsilon}_{\perp}) = \frac{1}{2} \hat{\varepsilon}_{\perp} \cdot \mathbf{H}_2 \cdot \hat{\varepsilon}_{\perp}. \quad (65)$$

Note that $h(\hat{\varepsilon}_\perp) > 0$, with extreme values of $\frac{\kappa_{2\max}}{2}$ and $\frac{\kappa_{2\min}}{2}$.

Summary of standard form The standard form of $F_1(t, \mathbf{r}_{Q+}(t))$ for small t is

$$\begin{aligned} F_1(t, \mathbf{r}_{Q+}(t)) = & x + vt + \frac{1}{2}at^2 + \frac{1}{6}jt^3 \\ & + (x_\varepsilon \varepsilon_\perp + x_{2\varepsilon} \varepsilon_\perp^2) + (v_\varepsilon \varepsilon_\perp + v_{2\varepsilon} \varepsilon_\perp^2 + v_{3\varepsilon} \varepsilon_\perp^3)t \\ & + \frac{1}{2}(a_\varepsilon \varepsilon + a_{2\varepsilon} \varepsilon_\perp^2)t^2 + \frac{1}{6}j_\varepsilon t^3 + O(t^4), \end{aligned} \quad (66)$$

where

$$x = 0, \quad (67)$$

$$v = \mathbf{n}_1 \cdot (\mathbf{v}_Q - \mathbf{v}_P), \quad (68)$$

$$a = 2(\omega_1 \times \mathbf{n}_1) \cdot (\mathbf{v}_Q - \mathbf{v}_P) + \mathbf{n}_1 \cdot (\dot{\mathbf{v}}_Q - \dot{\mathbf{v}}_P) + (\mathbf{v}_Q - \mathbf{v}_P) \cdot \mathbf{H}_1 \cdot (\mathbf{v}_Q - \mathbf{v}_P), \quad (69)$$

for the point of contact Q , and

$$x_{2\varepsilon} = h(\hat{\varepsilon}_\perp) + \frac{1}{2}(\hat{\varepsilon}_\perp \cdot \mathbf{H}_1 \cdot \hat{\varepsilon}_\perp), \quad (70)$$

and

$$v_\varepsilon = \mathbf{n}_1 \times (\omega_2 - \omega_1) \cdot \hat{\varepsilon}_\perp + (\mathbf{v}_Q - \mathbf{v}_P) \cdot \mathbf{H}_1 \cdot \hat{\varepsilon}_\perp, \quad (71)$$

$$v_{2\varepsilon} = (\omega_2 \times \hat{\varepsilon}_\perp) \cdot \mathbf{H}_1 \cdot \hat{\varepsilon}_\perp + \frac{1}{2}\hat{\varepsilon}_\perp \cdot \dot{\mathbf{H}}_1 \cdot \hat{\varepsilon}_\perp, \quad (72)$$

$$v_{3\varepsilon} = h(\hat{\varepsilon}_\perp)(\omega_2 \times \dot{\mathbf{n}}_1) \cdot \mathbf{H}_1 \cdot \hat{\varepsilon}_\perp + h(\hat{\varepsilon}_\perp)\mathbf{n}_1 \cdot \dot{\mathbf{H}}_1 \cdot \hat{\varepsilon}_\perp, \quad (73)$$

$$v_{4\varepsilon} = \frac{1}{2}h^2(\hat{\varepsilon}_\perp)\mathbf{n}_1 \cdot \dot{\mathbf{H}}_1 \cdot \mathbf{n}_1, \quad (74)$$

and

$$\begin{aligned}
a_\varepsilon = & (\dot{\omega}_1 \times \mathbf{n}_1) \cdot \hat{\varepsilon}_\perp + (\omega_1 \cdot \mathbf{n}_1)(\omega_1 \cdot \hat{\varepsilon}_\perp) + 2(\hat{\varepsilon}_\perp \cdot \mathbf{n}_1)(\omega_1 \cdot \omega_2) \\
& - 2(\hat{\varepsilon}_\perp \cdot \omega_1)(\omega_2 \cdot \mathbf{n}_1) + \hat{\varepsilon}_\perp \cdot (\mathbf{n}_1 \times \dot{\omega}_2) + (\mathbf{n}_1 \cdot \omega_2)(\omega_2 \cdot \hat{\varepsilon}_\perp) \\
& + (\dot{\mathbf{v}}_Q - \dot{\mathbf{v}}_P) \cdot \mathbf{H}_1 \cdot \hat{\varepsilon}_\perp + 2(\mathbf{v}_Q - \mathbf{v}_P) \cdot \dot{\mathbf{H}}_1 \cdot \hat{\varepsilon}_\perp + 2(\mathbf{v}_Q - \mathbf{v}_P) \cdot \mathbf{H}_1 \cdot (\omega_2 \times \hat{\varepsilon}_\perp), \quad (75)
\end{aligned}$$

$$\begin{aligned}
a_{2\varepsilon} = & -h(\hat{\varepsilon}_\perp)\omega_1 \cdot (\mathbb{I} - \mathbf{n}_1\mathbf{n}_1) \cdot \omega_1 + 2h(\hat{\varepsilon}_\perp)\omega_1 \cdot (\mathbb{I} - \mathbf{n}_1\mathbf{n}_1) \cdot \omega_2 \\
& -h(\hat{\varepsilon}_\perp)\omega_2 \cdot (\mathbb{I} - \mathbf{n}_1\mathbf{n}_1) \cdot \omega_2 + 2h(\hat{\varepsilon}_\perp)(\mathbf{v}_Q - \mathbf{v}_P) \cdot \dot{\mathbf{H}}_1 \cdot \mathbf{n}_1 \\
& + 2h(\hat{\varepsilon}_\perp)(\mathbf{v}_Q - \mathbf{v}_P) \cdot \mathbf{H}_1 \cdot (\omega_2 \times \mathbf{n}_1) + (\dot{\omega}_2 \times \hat{\varepsilon}_\perp) \cdot \mathbf{H}_1 \cdot \hat{\varepsilon}_\perp \\
& - \hat{\varepsilon}_\perp \cdot [(\omega_2^2 \mathbb{I} - \omega_2\omega_2) \cdot \mathbf{H}_1] \cdot \hat{\varepsilon}_\perp + 2(\omega_2 \times \hat{\varepsilon}_\perp) \cdot \dot{\mathbf{H}}_1 \cdot \hat{\varepsilon}_\perp \\
& + (\omega_2 \times \hat{\varepsilon}_\perp) \cdot \mathbf{H}_1 \cdot (\omega_2 \times \hat{\varepsilon}_\perp) + h(\hat{\varepsilon}_\perp)\mathbf{n}_1 \cdot \ddot{\mathbf{H}}_1 \cdot \hat{\varepsilon}_\perp + \frac{1}{2}\hat{\varepsilon}_\perp \cdot \ddot{\mathbf{H}}_1 \cdot \hat{\varepsilon}_\perp, \quad (76)
\end{aligned}$$

$$\begin{aligned}
a_{3\varepsilon} = & h(\hat{\varepsilon}_\perp)(\dot{\omega}_2 \times \mathbf{n}_1) + h(\hat{\varepsilon}_\perp)(\omega_2 \cdot \mathbf{n}_1)\omega_2 \cdot \mathbf{H}_1 \cdot \hat{\varepsilon}_\perp \\
& + 2h(\hat{\varepsilon}_\perp)(\omega_2 \times \hat{\varepsilon}_\perp) \cdot \dot{\mathbf{H}}_1 \cdot \mathbf{n}_1 + 2h(\hat{\varepsilon}_\perp)(\omega_2 \times \mathbf{n}_1) \cdot \dot{\mathbf{H}}_1 \cdot \hat{\varepsilon}_\perp \\
& + h(\hat{\varepsilon}_\perp)\mathbf{n}_1 \cdot \ddot{\mathbf{H}}_1 \cdot \hat{\varepsilon}_\perp, \quad (77)
\end{aligned}$$

$$\begin{aligned}
a_{4\varepsilon} = & 2h^2(\hat{\varepsilon}_\perp)(\omega_2 \times \mathbf{n}_1) \cdot \dot{\mathbf{H}}_1 \cdot \mathbf{n}_1 + h^2(\hat{\varepsilon}_\perp)(\omega_2 \times \mathbf{n}_1) \cdot \mathbf{H}_1 \cdot (\omega_2 \times \mathbf{n}_1) \\
& + \frac{1}{2}h^2(\hat{\varepsilon}_\perp)\mathbf{n}_1 \cdot \ddot{\mathbf{H}}_1 \cdot \mathbf{n}_1, \quad (78)
\end{aligned}$$

for the neighboring points.

5.0.3 Part III - Information to Satisfy Completeness

Describing the motion Here we look at the coefficients in the Taylor's series expansion of the positions of points on particles as functions of time.

The particles are moving with constant linear and angular momentum, conserving kinetic energy. If the position of a point on the surface of a particle is $\mathbf{r}(t)$, then we have for the instantaneous velocity

$$\begin{aligned}
\dot{\mathbf{r}} &= \dot{\mathbf{r}}_c + \omega \times (\mathbf{r} - \mathbf{r}_c) \\
&= \dot{\mathbf{r}}_c + \omega \times \rho, \quad (79)
\end{aligned}$$

where $\rho = \mathbf{r} - \mathbf{r}_c$ is a body fixed vector, from the center of mass of the particle to the point in

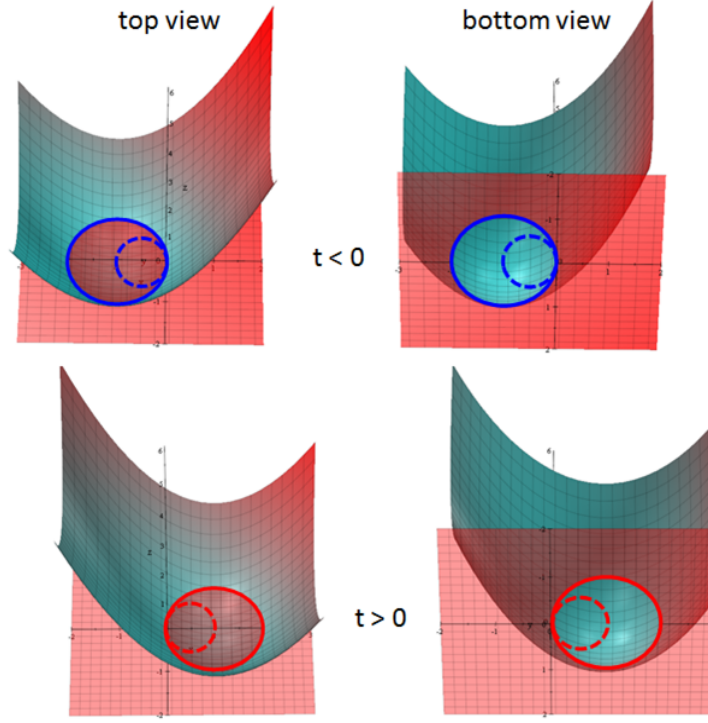


Figure 4: Illustration of the Figure 8 pattern from different perspectives and at different times.

question on the particle. Continuing, we have for the instantaneous acceleration

$$\begin{aligned}
 \ddot{\mathbf{r}} &= \dot{\omega} \times \rho + \omega \times \dot{\rho} \\
 &= \dot{\omega} \times \rho + \omega \times (\omega \times \rho) \\
 &= \dot{\omega} \times \rho + (\omega \cdot \rho)\omega - \omega^2 \rho.
 \end{aligned} \tag{80}$$

We note that $\ddot{\mathbf{r}}_c = 0$ due to linear momentum conservation. Angular momentum conservation gives (Euler's equations in the lab frame),

$$\dot{\omega} = -\mathbf{I}^{-1} \cdot (\omega \times \mathbf{I} \cdot \omega), \tag{81}$$

where \mathbf{I} is the moment of inertia tensor, and⁵

$$\dot{\mathbf{I}} = \omega \times \mathbf{I} - \mathbf{I} \times \omega. \tag{82}$$

Substitution gives

$$\ddot{\mathbf{r}} = -\mathbf{I}^{-1} \cdot (\omega \times \mathbf{I} \cdot \omega) \times \rho + \omega(\omega \cdot \rho) - \omega^2 \rho, \tag{83}$$

⁵In Cartesian components, the rhs of Eq. (82) would read $\varepsilon_{\alpha\beta\gamma}\omega_\beta I_{\gamma\delta} - I_{\alpha\beta}\omega_\gamma \varepsilon_{\delta\beta\gamma}$.

and

$$(\mathbf{I}^{-1})^\cdot = -\mathbf{I}^{-1}\dot{\mathbf{I}}\mathbf{I}^{-1}, \quad (84)$$

or

$$(\mathbf{I}^{-1})^\cdot = \boldsymbol{\omega} \times \mathbf{I}^{-1} - \mathbf{I}^{-1} \times \boldsymbol{\omega}. \quad (85)$$

Continuing gives the instantaneous jerk

$$\begin{aligned} \ddot{\mathbf{r}} &= \ddot{\boldsymbol{\omega}} \times \boldsymbol{\rho} + 2\dot{\boldsymbol{\omega}} \times \dot{\boldsymbol{\rho}} + \boldsymbol{\omega} \times \ddot{\boldsymbol{\rho}} \\ &= \ddot{\boldsymbol{\omega}} \times \boldsymbol{\rho} + 2(\dot{\boldsymbol{\omega}} \cdot \boldsymbol{\rho})\boldsymbol{\omega} - 3(\dot{\boldsymbol{\omega}} \cdot \boldsymbol{\omega})\boldsymbol{\rho} + (\boldsymbol{\omega} \cdot \boldsymbol{\rho})\dot{\boldsymbol{\omega}} - \omega^2\boldsymbol{\omega} \times \boldsymbol{\rho}, \end{aligned} \quad (86)$$

where, by Eq. (81),

$$\ddot{\boldsymbol{\omega}} = -(\mathbf{I}^{-1})^\cdot \cdot (\boldsymbol{\omega} \times \mathbf{I} \cdot \boldsymbol{\omega}) - \mathbf{I}^{-1} \cdot (\dot{\boldsymbol{\omega}} \times \mathbf{I} \cdot \boldsymbol{\omega}) - \mathbf{I}^{-1} \cdot (\boldsymbol{\omega} \times \dot{\mathbf{I}} \cdot \boldsymbol{\omega}) - \mathbf{I}^{-1} \cdot (\boldsymbol{\omega} \times \mathbf{I} \cdot \dot{\boldsymbol{\omega}}) \quad (87)$$

and $\dot{\boldsymbol{\omega}}$ and $\dot{\mathbf{I}}$ are given by Eqs. (81) and (82) respectively. By substitution into Eq. (86), we have an explicit expression for the jerk.

Kinetic Equations The main equation can be derived at once from first principles.

$$\begin{aligned} F_1(t, \mathbf{r}_{Q+}(t)) &= (\mathbf{n}_1 \cdot \boldsymbol{\delta} + \frac{1}{2}\boldsymbol{\delta} \cdot \mathbf{H}_1 \cdot \boldsymbol{\delta}) \Big|_{t=0} \\ &\quad + \frac{\partial}{\partial t} (\mathbf{n}_1 \cdot \boldsymbol{\delta} + \frac{1}{2}\boldsymbol{\delta} \cdot \mathbf{H}_1 \cdot \boldsymbol{\delta}) \Big|_{t=0} t \\ &\quad + \frac{1}{2} \frac{\partial^2}{\partial t^2} (\mathbf{n}_1 \cdot \boldsymbol{\delta} + \frac{1}{2}\boldsymbol{\delta} \cdot \mathbf{H}_1 \cdot \boldsymbol{\delta}) \Big|_{t=0} t^2 + O(t^3). \end{aligned} \quad (88)$$

Then

$$\begin{aligned} F_1(t, \mathbf{r}_{Q+}(t)) &= (\mathbf{n}_1 \cdot \boldsymbol{\delta} + \frac{1}{2}\boldsymbol{\delta} \cdot \mathbf{H}_1 \cdot \boldsymbol{\delta}) \Big|_{t=0} \\ &\quad + (\dot{\mathbf{n}}_1 \cdot \boldsymbol{\delta} + \mathbf{n}_1 \cdot \dot{\boldsymbol{\delta}} + \dot{\boldsymbol{\delta}} \cdot \mathbf{H}_1 \cdot \boldsymbol{\delta} + \frac{1}{2}\boldsymbol{\delta} \cdot \dot{\mathbf{H}}_1 \cdot \boldsymbol{\delta}) \Big|_{t=0} t \\ &\quad + \frac{1}{2} (\ddot{\mathbf{n}}_1 \cdot \boldsymbol{\delta} + 2\dot{\mathbf{n}}_1 \cdot \dot{\boldsymbol{\delta}} + \mathbf{n}_1 \cdot \ddot{\boldsymbol{\delta}} \\ &\quad + \ddot{\boldsymbol{\delta}} \cdot \mathbf{H}_1 \cdot \boldsymbol{\delta} + 2\dot{\boldsymbol{\delta}} \cdot \dot{\mathbf{H}}_1 \cdot \boldsymbol{\delta} + \dot{\boldsymbol{\delta}} \cdot \mathbf{H}_1 \cdot \dot{\boldsymbol{\delta}} \\ &\quad + \frac{1}{2}\boldsymbol{\delta} \cdot \ddot{\mathbf{H}}_1 \cdot \boldsymbol{\delta}) \Big|_{t=0} t^2 + O(t^3). \end{aligned} \quad (89)$$

Now

$$\boldsymbol{\delta} = (\mathbf{r}_Q - \mathbf{r}_P) + \boldsymbol{\varepsilon}, \quad (90)$$

and substitution gives

$$\begin{aligned}
F_1 &= (\mathbf{n}_1 \cdot (\mathbf{v}_Q - \mathbf{v}_P))t \\
&+ \frac{1}{2}(2\dot{\mathbf{n}}_1 \cdot (\mathbf{v}_Q - \mathbf{v}_P) + \mathbf{n}_1 \cdot (\dot{\mathbf{v}}_Q - \dot{\mathbf{v}}_P) + (\mathbf{v}_Q - \mathbf{v}_P) \cdot \mathbf{H}_1 \cdot (\mathbf{v}_Q - \mathbf{v}_P))t^2 \\
&+ ((\mathbf{v}_Q - \mathbf{v}_P) \cdot \mathbf{H}_1 \cdot \varepsilon)t \\
&+ \frac{1}{2}((\dot{\mathbf{v}}_Q - \dot{\mathbf{v}}_P) \cdot \mathbf{H}_1 \cdot \varepsilon + 2(\mathbf{v}_Q - \mathbf{v}_P) \cdot \dot{\mathbf{H}}_1 \cdot \varepsilon + 2(\mathbf{v}_Q - \mathbf{v}_P) \cdot \mathbf{H}_1 \cdot \dot{\varepsilon})t^2 \\
&+ (\mathbf{n}_1 \cdot \varepsilon + \frac{1}{2}\varepsilon \cdot \mathbf{H}_1 \cdot \varepsilon) \\
&+ (\dot{\mathbf{n}}_1 \cdot \varepsilon + \mathbf{n}_1 \cdot \dot{\varepsilon} + \dot{\varepsilon} \cdot \mathbf{H}_1 \cdot \varepsilon + \frac{1}{2}\varepsilon \cdot \dot{\mathbf{H}}_1 \cdot \varepsilon)t \\
&+ \frac{1}{2}(\ddot{\mathbf{n}}_1 \cdot \varepsilon + 2\dot{\mathbf{n}}_1 \cdot \dot{\varepsilon} + \mathbf{n}_1 \cdot \ddot{\varepsilon} \\
&+ \ddot{\varepsilon} \cdot \mathbf{H}_1 \cdot \varepsilon + 2\dot{\varepsilon} \cdot \dot{\mathbf{H}}_1 \cdot \varepsilon + \dot{\varepsilon} \cdot \mathbf{H}_1 \cdot \dot{\varepsilon} + \frac{1}{2}\varepsilon \cdot \ddot{\mathbf{H}}_1 \cdot \varepsilon)t^2 + O(t^3), \tag{91}
\end{aligned}$$

or

$$\begin{aligned}
F_1 &= (\mathbf{n}_1 \cdot (\mathbf{v}_Q - \mathbf{v}_P))\Big|_{t=0} t \\
&+ \frac{1}{2}(2\dot{\mathbf{n}}_1 \cdot (\mathbf{v}_Q - \mathbf{v}_P) + \mathbf{n}_1 \cdot (\dot{\mathbf{v}}_Q - \dot{\mathbf{v}}_P) \\
&+ (\mathbf{v}_Q - \mathbf{v}_P) \cdot \mathbf{H}_1 \cdot (\mathbf{v}_Q - \mathbf{v}_P))\Big|_{t=0} t^2 \\
&+ (\mathbf{n}_1 \cdot \varepsilon + \frac{1}{2}\varepsilon \cdot \mathbf{H}_1 \cdot \varepsilon)\Big|_{t=0} \\
&+ (\dot{\mathbf{n}}_1 \cdot \varepsilon + \mathbf{n}_1 \cdot \dot{\varepsilon} + (\mathbf{v}_Q - \mathbf{v}_P) \cdot \mathbf{H}_1 \cdot \varepsilon + \dot{\varepsilon} \cdot \mathbf{H}_1 \cdot \varepsilon + \frac{1}{2}\varepsilon \cdot \dot{\mathbf{H}}_1 \cdot \varepsilon)\Big|_{t=0} t \\
&+ \frac{1}{2}(\ddot{\mathbf{n}}_1 \cdot \varepsilon + 2\dot{\mathbf{n}}_1 \cdot \dot{\varepsilon} + \mathbf{n}_1 \cdot \ddot{\varepsilon} + \\
&+ (\dot{\mathbf{v}}_Q - \dot{\mathbf{v}}_P) \cdot \mathbf{H}_1 \cdot \varepsilon + 2(\mathbf{v}_Q - \mathbf{v}_P) \cdot \dot{\mathbf{H}}_1 \cdot \varepsilon + 2(\mathbf{v}_Q - \mathbf{v}_P) \cdot \mathbf{H}_1 \cdot \dot{\varepsilon} \\
&+ \ddot{\varepsilon} \cdot \mathbf{H}_1 \cdot \varepsilon + 2\dot{\varepsilon} \cdot \dot{\mathbf{H}}_1 \cdot \varepsilon + \dot{\varepsilon} \cdot \mathbf{H}_1 \cdot \dot{\varepsilon} + \frac{1}{2}\varepsilon \cdot \ddot{\mathbf{H}}_1 \cdot \varepsilon)\Big|_{t=0} t^2 + O(t^3). \tag{92}
\end{aligned}$$