

# Discovering Scholarly Orphans Using ORCID

Martin Klein

Los Alamos National Laboratory  
Los Alamos, NM, USA  
<http://orcid.org/0000-0003-0130-2097>  
mklein@lanl.gov

Herbert Van de Sompel

Los Alamos National Laboratory  
Los Alamos, NM, USA  
<http://orcid.org/0000-0002-0715-6126>  
herbertv@lanl.gov

## ABSTRACT

Archival efforts such as (C)LOCKSS and Portico are in place to ensure the longevity of traditional scholarly resources like journal articles. At the same time, researchers are depositing a broad variety of other scholarly artifacts into emerging online portals that are designed to support web-based scholarship. These web-native scholarly objects are largely neglected by current archival practices and hence they become scholarly orphans. We therefore argue for a novel paradigm that is tailored towards archiving these scholarly orphans. We are investigating the feasibility of using Open Researcher and Contributor ID (ORCID) as a supporting infrastructure for the process of discovery of web identities and scholarly orphans for active researchers. We analyze ORCID in terms of coverage of researchers, subjects, and location and assess the richness of its profiles in terms of web identities and scholarly artifacts. We find that ORCID currently lacks in all considered aspects and hence can only be considered in conjunction with other discovery sources. However, ORCID is growing fast so there is potential that it could achieve a satisfactory level of coverage and richness in the near future.

## KEYWORDS

Scholarly Orphans, Archiving, ORCID, Scholarly Communication

### ACM Reference format:

Martin Klein and Herbert Van de Sompel. 2016. Discovering Scholarly Orphans Using ORCID. In *Proceedings of ACM Conference, Washington, DC, USA, July 2017 (Conference'17)*, 10 pages.  
DOI: 10.1145/nnnnnnn.nnnnnnn

## 1 INTRODUCTION

Over the past two decades, research communication has transitioned from a paper-based endeavor to a web-based digital enterprise. More recently, the research process itself has started to evolve from being a largely hidden activity to one that becomes plainly visible on the global network. To support researchers in this process, a wide variety of online portals have emerged which largely exist outside the established scholarly publishing system. These portals can be dedicated to scholarship, such as [experiment.org](http://experiment.org), or general purpose, such as [SlideShare.net](http://SlideShare.net). The “101 Innovations in Scholarly Communication” project<sup>1</sup> provides a first of a kind overview of such platforms. The large number of readily available web portals prompts some to even argue that there are too many of them, leading to decision fatigue [17]. Regardless, the potential

<sup>1</sup><https://101innovations.wordpress.com/>

of increased productivity and global exposure attracts researchers and so they happily deposit scholarly artifacts there.

However, history has shown that even popular web platforms can disappear without a trace. To make matters worse, they rarely provide any explicit archival guarantees; many times quite the opposite. Whereas initiatives such as LOCKSS<sup>2</sup> and Portico<sup>3</sup> have emerged to make sure that the output of the established scholarly publishing system gets archived, to the best of our knowledge, no comparable efforts exist for scholarly artifacts deposited in these online platforms. We are therefore motivated to explore how these scholarly artifacts deposited in online portals could be archived.

### 1.1 Current Archival Paradigm

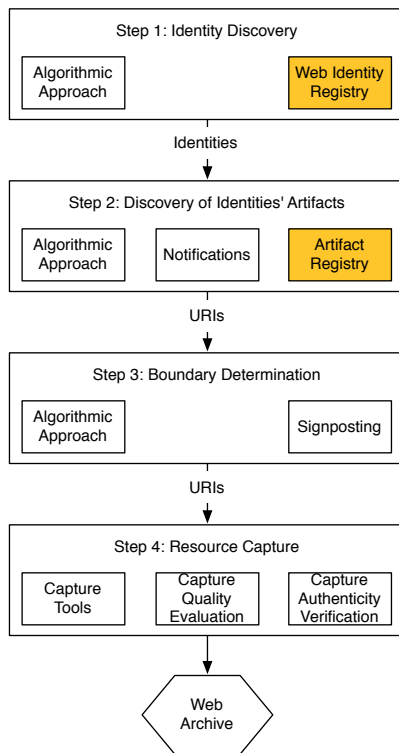
To a large extent, the paradigm that underlies current approaches to capture and archive web-based scholarly resources has its origin in the paper-based era. It can be characterized as a back-office procedure in which the owner of a scholarly object decides when to hand over a finalized and atomic object to a custodian that will take care of its long-term preservation. The transfers by a publisher of its journals to Portico and the upload of an article by its author into an Institutional Repository are examples of such procedures. However, we see several signs indicating that this paradigm's capture approach is failing even for journal articles, the most traditional of scholarly resources. David Rosenthal, amongst others, has reported that a significant portion of journal articles does not make it into an archive and several reasons can be attributed to that [14, 15]. He observes, for example, an apparent focus on articles that are technically not too complex to capture and those published by large publishers. To make matters worse, this traditional paradigm insufficiently accounts for the fact that journal articles no longer exhibit inherent fixity but rather are “living things” with versions. It also does not incorporate attempts to capture web content that is directly related to journal articles i.e., web resources linked from these articles [6, 7]. The reason for this failure is probably the fact that journal articles are largely still regarded as static atomic objects despite the overwhelming evidence that they have become dynamic and firmly embedded in the web.

### 1.2 Exploring a Novel Paradigm

We postulate that a paradigm that fails for the most traditional scholarly outputs is highly likely to fail when novel, web-native scholarly objects used in research communication and the research process are at stake. Such objects include all sorts of scholarly artifacts deposited in web portals such as slide decks, videos, simulations, software, workflows, and ontologies. Since these web-native

<sup>2</sup><https://www.lockss.org/>

<sup>3</sup><http://www.portico.org/digital-preservation/>



**Figure 1: High-level conceptual overview of the envisioned process to discover, scope, and capture scholarly orphans**

scholarly objects are largely neglected by the current archival paradigm [15], we refer to them as **scholarly orphans**. They also have dramatically different characteristics than traditional articles or monographs in that they are compound (aggregations of related resources), dynamic (versioning), interdependent, distributed across the web [2, 18], and created at another scale altogether.

We therefore argue for a new archival paradigm. We envision an archival paradigm inspired by web archiving concepts that is web-centric to be able to cope with the scale of the problem, both in terms of the number of platforms and the number of artifacts involved. Because the artifacts are often times created by researchers affiliated with an institution, we assume that these institutions are interested in collecting the artifacts. Therefore, and for the sake of efficiency and scale, we explore a new archival paradigm built around highly automated web-scale processes operated on behalf of a scholarly institution.

### 1.3 Outline of a Novel Archival Paradigm

A conceptual view of the high-level processes in our paradigm under exploration is depicted in Figure 1.

- (1) The first step is to discover the web identities of institutional scholars in various online portals such as SlideShare handles, FigShare names, etc. This can either be achieved with an algorithmic approach, for example, by using web discovery on the basis of metadata about the scholar [13]

or by means of registries that list researcher profiles such as ORCID.

- (2) The second step, which builds on the web identities discovered in step 1, is to discover actual artifacts created or contributed to by the scholar. The discovery of the artifacts on the basis of those web identities largely depends on the functionality of the portal. One option is to subscribe to the portal's notification service that, if available, sends messages whenever new objects are created. An alternative is to recurrently visit a registry e.g., a list of artifacts that indexes the scholar's artifacts deposited in the portal. If neither of these options are available, an algorithmic approach could also be deployed here.
- (3) Several resources, each with their distinct URI, may pertain to any given artifact. As such, in order to capture the entire artifact, its web boundary - the list of all URIs that pertain to the artifact - must be determined. This can either be done in an algorithmic manner, which requires extensive portal-specific heuristics [19] or by means of information explicitly exposed by the portals in manners proposed by, for example, Signposting<sup>4</sup> and OAI-ORE<sup>5</sup> [8].
- (4) The final step in the process is the capture of discovered artifacts, that is, capture all URIs that are within the web boundary of the artifact. A variety of tools have emerged from the web archiving community that could be used for the capture such as Heritrix<sup>6</sup>, Brozzler<sup>7</sup>, Webrecorder<sup>8</sup>, and iCrawl [3]. that can be deployed here. To accommodate concerns regarding the quality and trustworthiness of captures, this step can also include a capture quality evaluation and a capture authenticity verification.

### 1.4 ORCID

A detailed analysis of all of the components of these processes outlined above is beyond the scope of this paper. The focus of this paper is on determining whether Open Researcher and Contributor ID (ORCID), a rapidly growing database of scholarly web identities (ORCID) and associated profiles can play a role in the archival paradigm that we explore and that is depicted in Figure 1.

The ORCID database has become increasingly popular since its inception in 2012. At the time of writing it registers just over three million profiles. Its core motivation was to solve the issue of name disambiguation and provide a platform for the unique identification of contributors to scholarly work [5]. Scholars are motivated to create, populate, and maintain their profile to advertise their accomplishments and gain credit for them. Publishers and funding agencies are also recognizing the merit of ORCID and have begun to mandate their inclusion in papers and project proposals. However, in the greater picture of scholarly communication the ORCID platform has the potential to emerge as crucial infrastructure to unambiguously bind scholars to their work. In addition, implementations emerge that allow researchers to authenticate against scholarly portals with their ORCID and use the same identity in

<sup>4</sup><http://signposting.org/>

<sup>5</sup><http://www.openarchives.org/ore/1.0/datamodel>

<sup>6</sup><https://webarchive.jira.com/wiki/display/Heritrix>

<sup>7</sup><https://github.com/internetarchive/brozzler>

<sup>8</sup><https://webrecorder.io/>

many different platforms. Consequently, opportunities arise to bind a researcher's scholarly web identity to other web identities.

We believe that the ORCID platform has enormous potential to play a core role as a web identity registry in step 1 and as an artifact registry in step 2 of the archival paradigm (top two boxes in Figure 1) that we explore. However, in order for ORCID to be able to play such a role, the platform must have substantial coverage of active scholars and rich scholar profiles. We investigate the suitability of ORCID for this purpose and to make this assessment we ask the following research questions:

- (1) Does the ORCID platform represent the broadest possible coverage of researchers, in absolute numbers, coverage of subjects, and coverage per geographical area? (*RQ1*)
- (2) Are ORCID profiles rich with information about the scholar that is useful for our cause as well as web identities and artifacts? (*RQ2*)

Addressing these two questions (*RQ1* and *RQ2*) combined with offering insight into the evolution of ORCID adoption and ORCID profiles over time is the main contribution of this paper. We conduct a study to evaluate ORCID records over time to assess whether trends support our intuition that ORCIDs could be leveraged in steps 1 and 2 of our archival paradigm.

## 2 RELATED WORK

Given the novel and exploratory nature of this work, to the best of our knowledge, there are no comparable efforts in this realm that are addressing the same issues. However, web-centric archiving of scholarly resources is not a novel concept. The Lots of Copies Keep Stuff Safe (LOCKSS) program is built on open source peer-to-peer technology [16] to focus on preserving scholarly content for long-term access. The recent work by Van de Sompel, Rosenthal and Nelson [19] outlines a multitude of problems with this regard. For example, the fact that e-journal preservation systems have to spend a lot of time and effort on developing crawlers that grab articles from publishers' websites. This is a time-consuming and hence expensive endeavor that requires a lot of expert knowledge about a publisher's website structure, especially when dealing with the long tail of smaller publishers. The LOCKSS system is relevant to our paradigm but not directly comparable since we are targeting scholarly orphans, artifacts that are neglected by existing archival approaches.

The EgoSystem [13] developed at the Los Alamos National Laboratory was designed to discover web identities of the lab's post-doctoral students. It used basic information about the student such as name, degree-awarding institution and the student's field of study as the seed to search for web identities via the Yahoo! search engine and in a pre-defined list of social and academic web portals. In its initial phase, EgoSystem targeted web identities within Microsoft Academic, LinkedIn, Twitter, and SlideShare but also searched for personal homepages and Wikipedia articles. Not only did EgoSystem successfully return a list of web identities, it also kept a record of search results and learned additional associations with every new query. Northern and Nelson [9] developed an unsupervised approach to discover web identities on social media sites. The discovery phase was based on queries to search engines and to social media sites directly with the name of an individual

**Table 1: Public ORCID datasets**

Year	File Size in GB	ORCID Records
2013	0.62	361, 209
2014	2.2	910, 470
2015	5.9	1, 588, 199
2016	11.0	2, 528, 933
$\Sigma$	19.72	5, 388, 818

as well as with variations of the name. The process also included an disambiguation step that was based on comparing key features extracted from discovered candidate profiles. Both systems are related to our approach as they offer approaches for the algorithmic discovery of web identities, even if the motivation to do so was different from ours. It is worth noting that services essential to the operation of both systems are no longer available. For example, the Yahoo! Search API as well as the Microsoft Academic API have been discontinued.

## 3 EXPERIMENT SETUP

The ORCID organization publishes high-level statistics and updates them on a regular basis<sup>9</sup>. Amongst the statistics are the total number of ORCIDs, the number of ORCIDs with at least one "work" (reference to a publication, dataset, patent, or other research output), employment as well as education activities. The ORCID organization has been providing data dumps of all records and all publicly available information within these records once a year since 2013. We were therefore able to download all available datasets of ORCID records from 2013 [10], 2014 [11], 2015 [12], and 2016 [4]. Table 1 summarizes the size of the obtained ORCID datasets and the number of ORCID records they contain. Each dataset represents a snapshot of ORCID records at a particular point in time. For example, the 2016 dataset contains all records as of October 1st 2016. The datasets contain two serializations for each ORCID record, one in XML and one in JSON format, and we chose to work from the JSON files.

### 3.1 Data Preparation and Enrichment for ORCID Coverage (*RQ1*)

To approach *RQ1* we investigate ORCID coverage in terms of absolute number of researchers, in terms of subjects, and in terms of geographical coverage. To do so, we extract particular data from the ORCID profiles. All we need to assess the coverage of number of researchers is the total number of ORCID records in a dataset. This data is available from Table 1. In order to evaluate the geographical coverage of ORCID records, we extract the most recent affiliation information from all profiles. This data not only comes with the name of the institution but also with its location. We are therefore able to map the distribution of locations (by a country granularity) from ORCID profiles. To determine the subject coverage, however, a more elaborate data preparation process is needed. We first extract all available information about scholars' works, in particular, the name of the author(s), the title, the publication year, and, if provided, the works's DOI. Since the works records

<sup>9</sup><https://orcid.org/statistics>

in ORCID profiles do not contain subject information, we need to acquire this information from another source.

The CrossRef Metadata Search API<sup>10</sup> returns metadata about DOI-identified scholarly objects such as title, author, publisher and license information, etc. In addition, it provides a set of subject terms describing the work and its field of study. These subject terms are provided by the publisher and therefore not all of them necessarily adhere to the same ontology. However, it is not unreasonable to assume that individual publishers use the same set of subject terms for all their papers. For example, two papers in the area of high-energy physics that are published by the same publisher are very likely both be assigned the subject “Physical Science”. We utilize this service and query all extracted DOIs against the API and extract the returned subject terms for each work. To unify the results, we are in need of a standardized set of subjects. Fortunately, the Classification of Instructional Programs (CIP) published by the Institute of Education Sciences’ National Center for Education Statistics<sup>11</sup> offers just that. The CIP provides a taxonomy that is made up of 47 high-level subjects (each having multiple finer-granularity subjects) that maps the most common fields of study. We can therefore match our subject terms obtained from CrossRef against the CIP subjects. The matching is based on simple word comparison after minor pre-processing such as transforming all strings to upper case and ignoring trailing quantifiers such as “Other” and “General”. For example, we transformed the CIP subject “Agricultural Business and Management, Other” into simply “Agricultural Business and Management”. To decrease the granularity of subjects, we bin all matches of a lower level subject into the highest level subject. For example, if a DOI matches the lower level subject “Agricultural Business and Management” (CIP code 01.0199), it is binned into the highest level subject “Agriculture, Agriculture Operations, and Related Sciences” (CIP code 01).

### 3.2 Data Preparation and Enrichment for Richness of Profiles (RQ2)

RQ2 aims at investigating the richness of ORCID profiles in terms of web identities, artifacts of interest to our archiving paradigm, and other information they contain about the scholar. The data preparation processes here are fairly straight forward. We extract data on web identities as well as other information about the scholar (for example, given and family name, affiliation) from the metadata section of each profile. To assess the suitability of the web identities for our purpose, we extract and analyze their associated labels. We further obtain the type information for all artifacts in order to evaluate whether they are in scope for our new archival paradigm.

It is worth noting that the information in an ORCID profile can be subject to access restrictions if the owner chooses to establish them. However, after an email exchange with the ORCID customer support, we can confirm that the majority of data we are interested in is publicly accessible. For example, 88.6% of works, 96.2% of names, and 87.0% of affiliations do not have any access restrictions.

## 4 ORCID COVERAGE (RQ1)

To address RQ1, we investigate to what extent ORCID covers a broad spectrum of researchers, subjects, and geographical locations.

### 4.1 Coverage of ORCID in Absolute Numbers

Our first coverage-related investigation is on the raw numbers of ORCID records and how that compares to the total number of researchers worldwide. The latest UNESCO Science Report published in 2015 [1] states that in 2013 there were 7,758,900 researchers worldwide. As shown in Table 1, even the largest ORCID dataset from 2016 holds 2,528,933 profiles, only about one third of the total number of researchers. The UNESCO report also provides the total number of researchers in the U.S. only. For the year 2013 this number is at 1,265,100. In comparison, by extracting metadata from the 2016 dataset, we find a total of only 112,577 ORCID profiles that list their most recent affiliation as located in the U.S., which equals 8.9%. Neither the comparison worldwide nor the one specific to the U.S. indicates that ORCID has a representative coverage of researchers, provided in absolute numbers.

It is worth noting though that the number of ORCID records is growing at a faster pace than the number of researchers. As shown in Table 1, the increase of profiles initially is very steep with more than 2.5 times as many records in 2014 as in 2013. The increase of 74% in 2015 and 59% in 2016 is still significant compared to the respective previous years. Worldwide, the growth in number of researchers has been between 5% and 7% since 2007. If these trends continue, there is a potential for ORCID to achieve full coverage by 2020.

### 4.2 Subjects Covered by ORCID

Our second part of the ORCID coverage analysis focuses on the coverage of research subjects. We obtain data about the number of recipients of doctorate degrees as well as the number of scientific publications as a proxy to assess subject coverage.

First, in order to assess the subject distribution of ORCIDs, we need to compute the subjects covered by each individual scholar with an ORCID identity on the basis of the CIP terms obtained via her DOI-identified artifacts, as described above. If an ORCID only has one DOI associated with it that matches against one CIP term only, this ORCID provides the score of 1 to the matched subject. However, it is entirely possible that one publication falls into multiple areas of study, is associated with multiple subject terms from the publisher, and hence is matched against more than one CIP subject. In this case we distribute the subject score for that DOI accordingly. For example, if a DOI matches two the subjects “Agriculture, Agriculture Operations, and Related Sciences” and “Education” (CIP code 13), both of these subjects get a score of 0.5. The sum of the matches per DOI is always 1, so if a DOI matches three subjects, each receives a score of 1/3. We aggregate all scores per subject and rank them in decreasing order of their scores.

To assess the distribution of subjects for all DOI-identified artifacts contributed by a single researcher, we aggregate the individual DOI scores per ORCID. Figure 2 showcases an example where an ORCID record (*ORCID*<sub>1</sub>) has three DOI references, *DOI*<sub>1</sub>, *DOI*<sub>2</sub>, and *DOI*<sub>3</sub>. *DOI*<sub>1</sub> matches two subjects (*Sub*<sub>1</sub> and *Sub*<sub>2</sub>) so each of them score 0.5 for the DOI. However, on the level on ORCID

<sup>10</sup>[https://github.com/CrossRef/rest-api-doc/blob/master/rest\\_api.md](https://github.com/CrossRef/rest-api-doc/blob/master/rest_api.md)

<sup>11</sup><https://nces.ed.gov/ipeds/cipcode/Default.aspx>

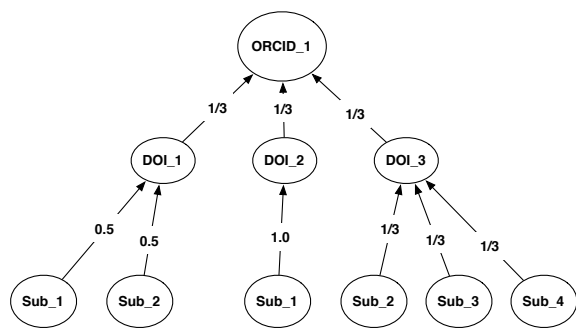


Figure 2: Subject score aggregation per ORCID record

Table 2: Subject scores for example ORCID record  $ORCID_1$

Subject	Computation	Result
$Sub_1$	$(0.5 \times 1/3) + (1.0 \times 1/3)$	$1/2$
$Sub_2$	$(0.5 \times 1/3) + (1/3 \times 1/3)$	$5/18$
$Sub_3$	$(1/3 \times 1/3)$	$1/9$
$Sub_4$	$(1/3 \times 1/3)$	$1/9$

records, since  $ORCID_1$  has three DOIs, these scores are weighted with a factor of  $1/3$ .  $DOI_2$  only matches  $Sub_1$  and so its score is 1.0 before being weighted on the ORCID record level.  $DOI_3$  matches  $Sub_2$ ,  $Sub_3$ , and  $Sub_4$  and hence each of the subjects get a score of  $1/3$  before individually weighted on the ORCID record level. Table 2 summarizes the computation and results for each subject on this example ORCID. Similar to the level of individual DOIs, the sum of the subject scores per ORCID is always 1.

To the best of our knowledge there is no comprehensive list with numbers of researchers by area of study. We therefore use the numbers of awarded Ph.D. degrees in the U.S. as an estimation for the distribution of researchers' disciplines. The National Science Foundation (NSF) regularly publishes a report on doctorate recipients from U.S. universities<sup>12</sup> from which we extract the 2015 data. The report classifies all recipients' disciplines into subjects that are very similar to the CIP subjects we used and hence can easily be compared. We take the relative numbers of recipients by subject and compare this data to the relative score distribution of subjects derived from publications in ORCID records.

We further obtain the total numbers of scientific publications in the U.S. in 2014 from the same UNESCO Science Report [1] mentioned earlier. Similar to the NSF data described above, this report also classifies all publications into subjects that are very similar to the CIP subjects we used. We extract the numbers from the UNESCO report and compute the relative numbers of publications by subject. Note that the UNESCO report does not maintain specific data for the fields of "Education" and "Humanities and Arts". It is likely that publications from these areas are binned into the generic "Other" category and hence prohibits a comparison for them.

Figure 3 shows the results of comparing the above data with subject data derived from ORCID profiles from the 2016 dataset. The

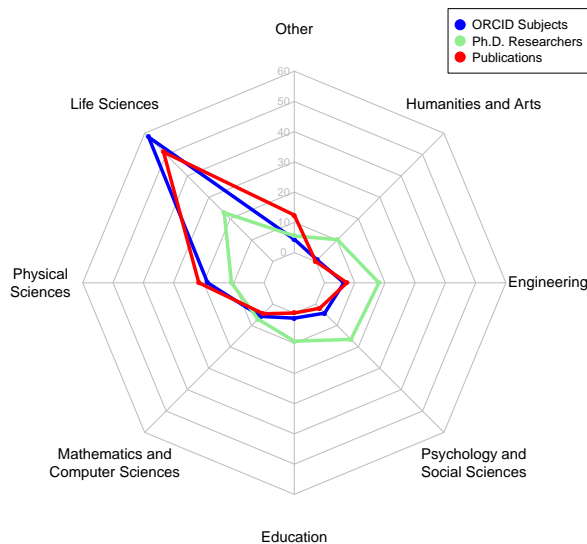


Figure 3: Comparison of ORCID subjects based on the 2016 dataset, fields of study of doctorate recipients in 2015, and subjects of publications in the U.S. in 2014

first thing that immediately becomes apparent is that the ORCID-specific data (in blue) and the UNESCO publication data (in red) are very similar. This seems to indicate that ORCID mirrors the scientific publication landscape fairly well. In terms of specific subjects, we note that "Life Sciences" holds the top spot across all rankings. The percentage of doctoral degrees awarded, indicated in green, however, is less than half that of the ORCID-specific data and of the UNESCO publication data. Our interpretation of this finding is that there are proportionally many more life science researchers represented in ORCID than in the real world. We observe a similar pattern of over-representation of ORCID records for the area of "Physical Sciences" compared to the fraction of Ph.D. researchers. On the other hand, the fields of "Engineering", "Psychology and Social Sciences", "Education", and "Humanities and Arts" seems to be under-represented in ORCID records. The fraction of doctorate recipients in this area is much greater than the fraction of ORCID subjects.

It is important to note that Figure 3 conveys relative numbers. This means that even though for a subject such as "Mathematics and Computer Sciences" the numbers are proportional, in terms of absolute numbers, as shown in Section 4.1, ORCID still needs to catch up.

### 4.3 ORCID Subjects over Time

The results from the previous section raise the question whether the ORCID subject distribution is stable over time. If we saw significant movement in subject distribution over time, we could argue that the subject coverage is likely to change in the future. Figure 4 shows

<sup>12</sup><https://www.nsf.gov/statistics/2017/nsf17306/datatables/tab-12.htm>

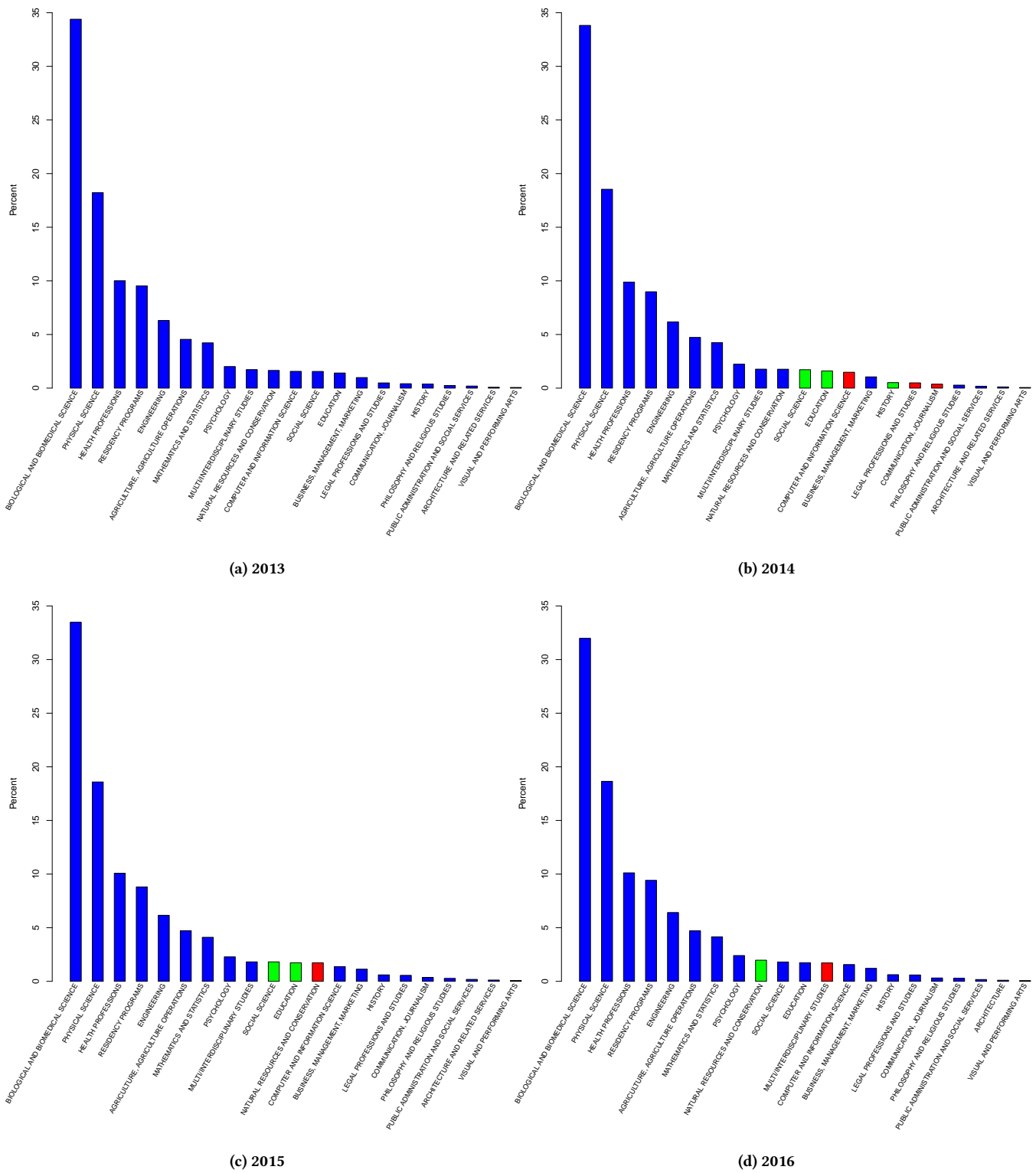


Figure 4: Frequency of subjects represented in ORCID records and their changing ranks over time. Green bars represent a climb and red bars represent a drop in the ranking.

ORCID subject distributions for all four datasets. From 2013 (Figure 4a) on we can see a clear dominance of the medical fields. Three out of the top four subjects are from the medical area with “Biological and Biomedical Science” in the lead with around 35%. The subject “Physical Science” comes in second with 18% followed by “Health Professions and Related Programs” and “Residency Programs” third and fourth with each around 10%. Together, the three medical fields make up for more than 53% of all scores, which underlines their dominance. Other sciences such as engineering and mathematics get only around 5% of the scores and other disciplines, for example, education, history and the performing arts get very few scores and therefore land at the tail end of the graph.

Figure 4b shows the subject ranking for the 2014 dataset and also highlights the changes in the ranking compared to the previous year. Subjects represented by blue bars have an unchanged rank compared to the previous year. Subjects with a green bar have climbed up the ranking and a red bar indicates a drop in the ranking. We see the top subjects mostly unchanged in both ranking and percentage of scores. Somewhat surprisingly, “Social Science”, “Education”, and “History” gained higher ranks whereas “Computer and Information Science” dropped.

Figures 4c and 4d show the distribution of subjects for the 2015 and 2016 datasets, respectively. It is worth noting that “Social Science” and “Education” climbed yet again in the rankings in 2015 and “Natural Resources and Conservation” jumped up the ranking by three spots in 2016.

All graphs in Figure 4 confirm that ORCID records are dominated by the medical field and physical sciences. They also show that there has been no change in the top subject ranks since the first available dataset in 2013. Figure 4 does not show a lot of change in the subject distributions and hence does not indicate that an improved subject coverage can be expected in the near future.

#### 4.4 Geographical Coverage of ORCID Records

In order to gain insight into the global coverage of researchers from a geographical point of view, we extract the location information of the most recent affiliation per ORCID record. Table 3 lists the top 20 locations by country code. We can see that U.S. affiliations dominate the datasets with two European countries (Great Britain and Spain) being ranked second and third. The fact that China is only fourth ranked is surprising and indicates a much lower adoption rate there than elsewhere in the world. Brazil and India are following in the ranks.

The 2015 UNESCO Science Report [1] provides data on the world shares of researchers for selected countries in 2013. The numbers are interesting as, for example, the ORCID representation for the U.S. (16.9% and 17.1%) is almost identical to the number reported by UNESCO (16.7%). China, on the other hand seems to be under-represented in the ORCID index where we only see 5.6% compared to 19.1% reported by UNESCO. The same seems to hold true for Japan, Russia, and Germany. The numbers for other countries in the report such as the United Kingdom (3.3%), India (2.7%), and Brazil (2.0%) are lower compared to what we find in the ORCID profiles. These results indicate that the geographical coverage of ORCID records does not fully mirror the worldwide picture. In relative terms, the numbers for the U.S. are comparable but China and Japan

**Table 3: Geographical location distribution of affiliations in ORCID records**

Rank	2015 ORCID		2016 ORCID		2013 UNESCO	
	Geo	Freq	Geo	Freq	Geo	Freq
1	US	16.9%	US	17.1%	CN	19.1%
2	ES	8.9%	GB	7.1%	US	16.7%
3	GB	6.4%	ES	6.9%	JP	8.5%
4	CN	5.6%	CN	5.6%	RU	5.7%
5	IN	5.5%	BR	5.6%	DE	4.6%
6	BR	4.4%	IN	5.2%	KR	4.1%
7	PT	4.3%	IT	4.1%	FR	3.4%
8	IT	4.3%	AU	3.1%	GB	3.3%
9	AU	2.8%	PT	3.0%	IN	2.7%
10	SE	2.6%	RU	2.9%	CA	2.1%
11	RU	2.4%	SE	2.0%	BR	2.0%
12	KR	2.1%	UA	2.0%	TR	1.1%
13	DE	1.9%	DE	2.0%	IL	0.8%
14	UA	1.8%	KR	1.9%	IR	0.8%
15	CA	1.8%	CA	1.8%	AR	0.7%
16	FR	1.7%	FR	1.8%	MY	0.7%
17	JP	1.5%	IR	1.7%	EG	0.6%
18	IR	1.4%	JP	1.5%	MX	0.6%
19	TR	1.4%	TR	1.4%	ZA	0.3%
20	DK	1.1%	MX	1.3%	NA	NA

are significantly under-represented. Other countries such as the United Kingdom, India, and Brazil appear to be over-represented in ORCID.

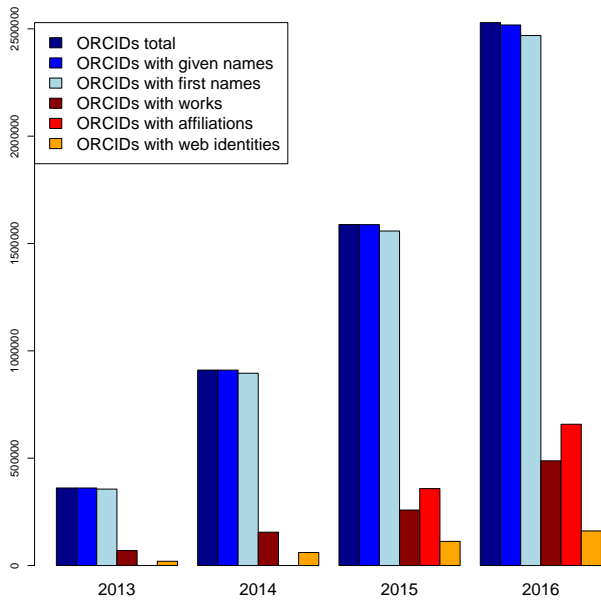
#### 5 RICHNESS OF ORCID PROFILES (RQ2)

To address RQ2, we are now investigating the richness of ORCID profiles. For our paradigm, profiles are rich when they contain web identities, further profile information about the scholar, as well as artifacts of potential interest to our efforts. We examine web identities contained in ORCID profiles as they may lead to the discovery of in-scope artifacts in web portals where these identities were ultimately minted. We further consider additional profile information that, using an algorithmic approach (see Section 1), may help facilitate the unveiling of web identities that in turn may again help surface artifacts of interest. Lastly, we analyze extracted artifacts as they may be orphans that are subject to archiving under our novel paradigm.

ORCID records contain several metadata fields that are relevant for this investigation. The values of the fields “Given Name”, “Family Name”, and “Affiliations” (previously used for the geographical coverage assessment), can jointly be used to discover web identities with an algorithmic approach, as shown previously [13]. The field “External URIs” represents URIs that lead to web identities such as personal homepages, a scholar’s Twitter or LinkedIn page. The artifacts are extracted from the section in the ORCID profile called “Works”.

As a first step to evaluate the richness of ORCID profiles, we are interested in the number of ORCIDs that actually contain the desired information. Figure 5 summarizes our findings. Almost





**Figure 5: Number of ORCID records with relevant information: given name, family name, works, affiliations, and web identities**

all ORCID records contain a given and a family name but no affiliations are recorded in the 2013 and 2014 datasets. We notice a slow but steady increase of the number of ORCID records with works (19.3% in 2016), affiliations (26.0% in 2016), and web identities (6.4% in 2016).

## 5.1 Richness of Web Identities

As seen in Figure 5, a small percentage of ORCID records contain web identities. Nevertheless, we are interested in extracting them and analyzing their type as they may lead to the discovery of artifacts of interest. Each web entity in an ORCID profile has a type associated with it. Unfortunately, this type field is lacking a controlled vocabulary, which makes this data very hard to interpret. Table 4 lists the top 20 web identity labels from the ORCID profiles of the 2016 dataset. We immediately observe the vocabulary problem as there are five different labels that describe presumably the same thing, a personal website (Personal Website, Homepage, Home Page, Personal, Personal Webpage). The label issue aside, these references to personal websites are of interest to us as they potentially are artifact registries. Most likely, the majority of them have a different structure so extracting information would require additional programmatic intelligence.

Further, we recognize expected web identities such as LinkedIn, which is the most frequently found one and Twitter. However, even these identities suffer from the vocabulary problem as, for example, “LinkedIn” and “LinkedIn Profile” make it into the list of the top 20. We extracted other anticipated web identities such as SlideShare

**Table 4: Top 20 web identity labels from ORCID records in 2016**

Label	Frequency
LinkedIn	7326 (3.8%)
Researchgate	5306 (2.7%)
Google Scholar	4976 (2.6%)
Personal Website	4513 (2.3%)
Homepage	2916 (1.5%)
Academia.edu	2027 (1.0%)
Research Gate	1750 (0.9%)
UCL IRIS Profile	1657 (0.9%)
Home Page	1597 (0.8%)
Twitter	1487 (0.8%)
LinkedIn Profile	1433 (0.7%)
KTH Profile	1379 (0.7%)
SISIUS	1334 (0.7%)
ID Dialnet	1304 (0.7%)
ID Personal SICA	1286 (0.7%)
Personal	1261 (0.6%)
Web de la Universidad	1156 (0.6%)
Personal Webpage	1103 (0.6%)
Blog	1042 (0.5%)
Web de la Universidad Politecnica de Madrid	1012 (0.5%)

and FigShare but they are ranked 137<sup>th</sup> and 198<sup>th</sup>, respectively, and hence did not make it into Table 4.

The fact that web identities are not particularly common in ORCID profiles (see Figure 5) combined with the label vocabulary problem for those that are available makes us conclude that the richness of web identities required for our archival paradigm is not apparent. It is worth noting though that the web identity labels may not be essential to extract and interpret web identities. If an archival tool is aware of baseURIs of web portals, it could potentially match the identities regardless of its label.

## 5.2 Richness of Artifacts

We are extracting information about artifacts from ORCID profiles by looking at records of works. Figure 5 shows that a minority of ORCID records actually contains information about a scholar’s work, in fact, less than one in five ORCID records contain such data. As a first result of this investigation, this does not imply a desired level of richness in ORCID profiles.

Each work entry we do extract, however, contains a label that conveys the type of the work. This label enables a high level disambiguation of the work and hence can help with the scoping of an artifact for our archiving paradigm. If the label, for example, conveys that a particular work is a publication of type “journal article” we can, with some level of confidence, say that this work is out of scope for our approach as it stands a good chance to be covered by existing alternative archiving approaches such as LOCKSS, CLOCKSS, or Portico - approaches that are specialized in archiving journal articles. Table 5 summarizes the top ten work types over time. The dominance of journal articles is apparent for all four



**Table 5: ORCID work types over time**

2013		2014		2015		2016	
Type	Freq	Type	Freq	Type	Freq	Type	Freq
Journal Article	93.4%	Journal Article	89.7%	Journal Article	86.7%	Journal Article	84.9%
Government Publication	1.5%	Conference Paper	3.9%	Conference Paper	6.2%	Conference Paper	7.3%
Conference Proceedings	1.4%	Book	1.7%	Book	2.3%	Book	2.5%
Chapter Anthology	1.3%	Book Chapter	1.6%	Book Chapter	1.7%	Book Chapter	1.8%
Book	0.9%	Other	1.0%	Other	1.1%	Other	1.4%
Other	0.4%	Standards And Policy	0.6%	Standards And Policy	0.3%	Conference Abstract	0.3%
Patent	0.1%	Magazine Article	0.2%	Magazine Article	0.2%	Report	0.2%
Manuscript	0.1%	Conference Poster	0.2%	Conference Abstract	0.2%	Magazine Article	0.2%
Review	0.1%	Conference Abstract	0.1%	Conference Poster	0.2%	Conference Poster	0.2%
Report	0.1%	Report	0.1%	Report	0.1%	Standards And Policy	0.2%

ORCID datasets. Conference papers as well as books and book chapters seem to be gaining in importance in the more recent past but still fade in comparison. It is important to note that the sort of artifacts that most likely would be in scope for our archiving paradigm are not well represented in ORCID records. For example, the type of work labeled “Scholarly Project” is ranked 20th in 2013 and “Artistic Performance” is ranked 24th in 2016. The type “Other” may represent artifacts we are potentially interested in but since the label is very ambiguous, these artifacts will need further evaluation.

With the rather low percentage of ORCID profiles containing works plus the fact that none of the top ranked work types are in scope for us, we realize that ORCID profiles lack the desired level of richness of artifacts. We hence conjecture that, at this moment, the ORCID platform is not a good fit for step 2 in our high-level processes outlined in Figure 1.

## 6 CONCLUDING REMARKS

We propose a novel archiving paradigm that is aimed at archiving web-based scholarly orphans. The first and second step in this paradigm (Figure 1) is focused on the discovery of web entities and artifacts in scope of our web archiving approach. Since ORCID has emerged as high potential scholarly web infrastructure that assigns web identities to scholars, allows listing additional web identities as well as artifacts per scholar, we were interested in determining whether it would be suitable as a discovery component in our archival processes. We approach this work in two dimensions. First, we evaluated the coverage of ORCID in terms of number of researchers, in terms of subjects, and in terms of geographical coverage. Second, we analyzed the richness of ORCID profiles of information about a scholar, web identities, and artifacts.

We found that the ORCID subject coverage is proportional to subject coverage worldwide (as per publications) but in absolute numbers there is still significant room for growth. We found more divergence with respect to the geographical coverage. Countries like China, Japan, Russia, and Germany seem under-represented in ORCID. However, we also discovered that ORCID growths at a very significant rate that outpaces the growth of researchers, for example. We therefore see a real chance that ORCID may achieve a level of coverage in the near future that is more suitable for our needs.

The results of the evaluation of the richness of ORCID profiles revealed that one out of five profiles contains information about the scholar’s work. This number is surprisingly low and may indicate that scholars use other services such as ResearchGate or Academia.edu for their profile data. The majority of works we found in ORCID profiles are journal articles, which are out of scope for our use case. Given these observations, it seems unreasonable to assume that researchers will eventually create entries for orphans in their profiles. The works component of ORCID profiles is therefore less promising for our approach. We further found that few profiles (less than 10%) contain web identities, which may be another indicator that researchers do not consider ORCID as their profile but rather as their identity. Nevertheless, since an ORCID is a web identity, it would make sense for ORCID to promote adding additional web identities so as to become an “identity hub” for researchers. This would be very beneficial for many use cases that involve access to machine-readable researcher profiles as it would allow to automatically navigate from a scholar’s ORCID to their web presence in other portals. To be able to better interpret web identities, however, it would help if a controlled vocabulary for types could be used. We acknowledge that ORCID profiles can provide rich data that can be used to algorithmically discover other web identities of researchers. The given and family name(s) of scholars, their affiliations, URIs to personal home pages (one of the most frequent web identities provided), and even subjects extracted from their works can be used for this purpose.

Clearly, ORCID adoption is on the rise but, at this point, relying on it as basic infrastructure for steps 1 and 2 in our paradigm is not an option. We are optimistic that the coverage will improve over time and eventually better align with researchers and research subjects. To improve the richness of the profiles, some emphasis on promoting the addition of web identities would be required from ORCID. We believe this aligns with ORCID’s mission of unambiguously identifying researchers.

## 7 ACKNOWLEDGMENTS

This work is in part supported by the Andrew W. Mellon Foundation (grant number 11600663). We would like to express our gratitude to the ORCID support staff, in particular Alainna Therese, who

provided invaluable feedback regarding components and history of ORCID records.

## REFERENCES

- [1] UNESCO Science Report, 2015. <http://unesdoc.unesco.org/images/0023/002354/235406e.pdf>.
- [2] S. Bechhofer, D. D. Roure, M. Gamble, C. Goble, and I. Buchan. Research Objects: Towards Exchange and Reuse of Digital Knowledge. 2010.
- [3] G. Gossen, E. Demidova, and T. Risse. iCrawl: Improving the Freshness of Web Collections by Integrating Social Web and Focused Web Crawling. In *Proceedings of JCDL '15*, pages 75–84, 2015.
- [4] L. Haak, J. Brown, M. Buys, A. P. Cardoso, P. Demain, T. Demeranville, M. Duine, S. Harley, S. Hershberger, L. Krznarich, A. Meadows, N. Miyairi, A. Montenegro, L. Paglione, L. Pessoa, R. Peters, F. R. Monge, W. Simpson, C. Wilmers, and D. Wright. ORCID Annual Public Data File, ORCID Inc., 2016. <https://dx.doi.org/10.6084/m9.figshare.4134027.v1>.
- [5] L. L. Haak, M. Fenner, L. Paglione, E. Pentz, and H. Ratner. ORCID: A System to Uniquely Identify Researchers. *Learned Publishing*, 25(4):259–264, 2012.
- [6] S. M. Jones, H. Van de Sompel, H. Shankar, M. Klein, R. Tobin, and C. Grover. Scholarly Context Adrift: Three out of Four URI References Lead to Changed Content. *PLoS ONE*, 11(12), 2016.
- [7] M. Klein, H. Van de Sompel, R. Sanderson, H. Shankar, L. Balakireva, K. Zhou, and R. Tobin. Scholarly Context Not Found: One in Five Articles Suffers from Reference Rot. *PLoS ONE*, 9(12), 2014.
- [8] C. Lagoze, H. Van de Sompel, M. L. Nelson, S. Warner, R. Sanderson, and P. Johnston. Object re-use & exchange: A resource-centric approach. *CoRR*, abs/0804.2273, 2008.
- [9] C. T. Northern and M. L. Nelson. An Unsupervised Approach to Discovering and Disambiguating Social Media Profiles. In *In Proceedings of Mining Data Semantics Workshop*, 2011.
- [10] L. Paglione, R. Peters, C. Oyler, W. Simpson, A. Montenegro, J. F. R. Monge, R. Bryant, and L. Haak. ORCID Annual Public Data File, ORCID Inc., 2013. <http://dx.doi.org/10.14454/07243.2013.001>.
- [11] L. Paglione, R. Peters, C. Oyler, W. Simpson, A. Montenegro, J. F. R. Monge, E. Krznarich, J. Brown, and L. Haak. ORCID Annual Public Data File, ORCID Inc., 2014. <http://dx.doi.org/10.14454/07243.2014.001>.
- [12] L. Paglione, R. Peters, C. Wilmers, W. Simpson, A. Montenegro, F. R. Monge, S. Tyagi, E. Krznarich, T. Demeranville, J. Brown, N. Miyairi, M. Buys, A. Cardoso, C. Sethate, and L. Haak. ORCID Annual Public Data File, ORCID Inc., 2015. <https://dx.doi.org/10.6084/m9.figshare.1582705.v1>.
- [13] J. Powell, H. Shankar, M. Rodriguez, and H. Van de Sompel. EgoSystem: Where are our Alumni? *Code4Lib*, 24, 2014.
- [14] D. Rosenthal. Patio Perspectives at ANADP II: Preserving the Other Half, 2013. <http://blog.dshr.org/2013/11/patio-perspectives-at-anadp-ii.html>.
- [15] D. Rosenthal. The Evanescent Web, 2015. <http://blog.dshr.org/2015/02/the-evanescent-web.html>.
- [16] D. S. H. Rosenthal, D. L. Vargas, T. A. Lipkis, and C. T. Griffin. Enhancing the LOCKSS Digital Preservation Technology. *D-Lib Magazine*, 21(9/10), 2015.
- [17] A. Tattersall. Disentangling the academic web: what might have been learnt from Discogs and IMDB, 2017. <http://blogs.lse.ac.uk/impactofsocialsciences/2017/02/01/disentangling-the-academic-web-what-might-have-been-learnt-from-discogs-and-imdb/>.
- [18] H. Van de Sompel and C. Lagoze. Interoperability for the Discovery, Use, and Re-Use of Units of Scholarly Communication. *CTWatch Quarterly*, 3(3), 2007.
- [19] H. Van de Sompel, D. S. H. Rosenthal, and M. L. Nelson. Web Infrastructure to Support e-Journal Preservation (and More). *CoRR*, abs/1605.06154, 2016.