

# Large-scale estimation of random graph models with local dependence

Sergii Babkin  
Microsoft

Michael Schweinberger  
Rice University

## Abstract

We consider random graph models that combine features of two important classes of random graph models, exponential-family models and latent structure models, with the goal of retaining the strengths of both of them while reducing the weaknesses of each of them. An open problem is how to estimate such models from large networks. We facilitate large-scale estimation by exploiting model structure for the purpose of parallel computing. The main idea is that we can first decompose random graphs into subgraphs with local dependence and then perform parallel computing on subgraphs. We hence propose a two-step likelihood-based approach. The first step estimates the local structure underlying random graphs. The second step estimates parameters given the estimated local structure of random graphs. Both steps can be implemented in parallel, which enables large-scale estimation. We demonstrate the advantages of the two-step likelihood-based approach by simulations and an application to a large Amazon product recommendation network.

*Keywords:* social networks, exponential-family models, latent structure models, variational methods, EM algorithms, MM algorithms

## 1 Introduction

The statistical analysis of network data is an emerging area in statistics (Kolaczyk, 2009). Network data arise in the study of insurgent and terrorist networks, contact networks facilitating the spread of infectious diseases (e.g., Ebola, HIV), social networks, and the World Wide Web.

Many models have been proposed, as described in recent review papers (Goldenberg et al., 2009; Fienberg, 2012; Hunter et al., 2012; Salter-Townshend et al., 2012). Among the plethora of models, two broad classes of models can be distinguished: models with latent structure, including stochastic block models (e.g., Nowicki and Snijders, 2001; Bickel and Chen, 2009; Rohe et al., 2011) and latent space models (e.g., Hoff et al., 2002; Handcock et al., 2007; Sewell and Chen, 2015), and exponential-family models of random graphs (Lusher et al., 2013; Harris, 2013), including Erdős and Rényi random graphs, logistic regression

models, and models resembling Markov random fields in spatial statistics (Besag, 1974). Both have advantages and disadvantages, as one of the pioneers of statistical network analysis noted:

*“I expect that, especially for modelling larger networks (with, say, a few hundred or more nodes), the latent space models will not be able to represent network structures as expressed by subgraph counts sufficiently well and the exponential random-graph models will not be able to represent the cohesive structure sufficiently well. Models that combine important features of these two approaches may be the next generation of social network models” (Snijders, 2007, p. 324).*

In other words, latent structure models capture who is close to whom, but are not flexible models of many network phenomena of interest (despite the fact that latent space models induce a weak tendency towards transitivity, see Hoff et al., 2002). Exponential-family models of random graphs do capture a vast range of network phenomena of interest (including, but not limited to, transitivity), but the underlying assumptions make more sense in small networks than large networks. A case in point are the Markov random graphs of Frank and Strauss (1986). These models assume that possible edges  $X_{i,j} \in \{0, 1\}$  and  $X_{k,l} \in \{0, 1\}$  of pairs of nodes  $\{i, j\}$  and  $\{k, l\}$  are independent conditional on the rest of the graph when  $\{i, j\}$  and  $\{k, l\}$  do not overlap, but are otherwise dependent. As a consequence, each possible edge  $X_{i,j}$  depends on  $2(n - 2)$  other possible edges, where  $n$  is the number of nodes. If Markov random graphs were applied to online social networks such as Facebook, then each possible friendship on Facebook would depend on billions of other possible friendships. Such dependence assumptions are implausible, and when coupled with homogeneity assumptions regarding parameters can give rise to the well-studied issue of model near-degeneracy (Handcock, 2003; Schweinberger, 2011; Chatterjee and Diaconis, 2013; Mele, 2017).

One class of next-generation random graph models was introduced in Schweinberger and Handcock (2015), which combines important features of stochastic block models and exponential-family models, with the goal of retaining the strengths of both of them while reducing the weaknesses of each of them. The basic idea is that a set of nodes is partitioned into blocks, and edges among nodes within and between blocks are governed by exponential-family models of random graphs with local dependence within blocks. A simple example is a model where edges between blocks are independent Bernoulli random variables, whereas edges within blocks are generated by an exponential-family model which encourages triangles within blocks but ensures that, for each pair of nodes within a block, the added value of additional edges and triangles decays. Such models induce local dependence within blocks and the overall dependence induced by the model is weak provided the blocks are not too large. We have shown elsewhere that such models are well-behaved—in contrast to the infamous triangle model first studied by Strauss (1986), Jonasson (1999), Häggström and Jonasson (1999), and others (e.g., Chatterjee and Diaconis, 2013)—and that statistical inference is possible and supported by rigorous statistical theory: e.g., we have established concentration and consistency results for canonical and curved exponential-family models

of random graphs with local dependence under the assumption that the blocks are known and the sizes of the blocks are similar in a well-defined sense (Schweinberger and Stewart, 2019). In addition, when the blocks are unknown, the block memberships of most nodes can be recovered with high probability under weak dependence and smoothness conditions (Schweinberger, 2018).

While some progress has been made in the statistical theory for exponential-family models with local dependence, computing remains challenging. When the block structure is known (which is the case in multilevel networks, e.g., networks consisting of units of armed forces, Lazega and Snijders, 2016), statistical inference for parameters can rely on existing methods for estimating parameters of exponential-family models of random graphs (e.g., Strauss and Ikeda, 1990; Snijders, 2002; Hunter and Handcock, 2006; Caimo and Friel, 2011; Hummel et al., 2012; Okabayashi and Geyer, 2012; Atchade et al., 2013; Jin and Liang, 2013; Thiemichen and Kauermann, 2017; Krivitsky, 2017; Byshkin et al., 2018; Tan and Friel, 2018). If the block structure is unknown, however, it needs to be estimated based on the observed network. The recovery of unknown block structure resembles the recovery of unknown block structure in stochastic block models (e.g., Nowicki and Snijders, 2001; Bickel and Chen, 2009; Bickel et al., 2011; Rohe et al., 2011; Choi et al., 2012; Celisse et al., 2012; Priebe et al., 2012; Amini et al., 2013; Rohe et al., 2014; Binkiewicz et al., 2017), but is more challenging. The main challenge is the intractability of the complete-data likelihood function, i.e., the likelihood function given an observation of the network as well as the block structure. The intractability of the complete-data likelihood function is rooted in the intractability of the normalizing constants of within-block probability mass functions, which stems from the local dependence within blocks.

We present here a tractable approximation of the likelihood function, leveraging concentration results for random graphs with local dependence. Based on the approximation of the likelihood function, we propose a two-step likelihood-based approach that exploits model structure for the purpose of parallel computing. The first step estimates the block structure and decomposes random graphs into subgraphs with local dependence. The decomposition of the random graph relies on approximations of the likelihood function supported by theoretical results. The second step estimates parameters given the estimated block structure by using Monte Carlo maximum likelihood methods (Hunter and Handcock, 2006). Both steps can be implemented in parallel, which enables large-scale estimation on multi-core computers or computing clusters. We demonstrate the advantages of the two-step likelihood-based approach by simulations and an application to a large Amazon product recommendation network.

The remainder of our paper is organized as follows. Section 2 introduces models. Section 3 discusses likelihood-based inference based on approximations of the likelihood function supported by theoretical results and Section 4 takes advantage of such approximations to estimate models. Section 5 presents simulation results and Section 6 applications.

## 2 Models

We consider random graphs with a set of nodes  $\mathcal{A} = \{1, \dots, n\}$  and a set of edges  $\mathcal{E} \subseteq \mathcal{A} \times \mathcal{A}$ . Here, edges are regarded as random variables  $X_{i,j} \in \{0, 1\}$ , where  $X_{i,j} = 1$  if nodes  $i$  and  $j$  are connected by an edge and  $X_{i,j} = 0$  otherwise. We focus on undirected random graphs without self-edges, although the methods introduced here can be extended to directed random graphs. We write henceforth  $\mathbf{X} = (X_{i,j})_{i < j}^n$  and  $\mathbb{X} = \times_{i < j}^n \mathbb{X}_{i,j}$ .

While network data are dependent data, it is unreasonable to assume that each edge can depend on all other edges. More plausible is that dependence among edges is local, in the sense that each edge depends on a subset of other edges. We introduce here a simple form of local dependence, following Schweinberger and Handcock (2015). Assume that  $\mathcal{A}$  is partitioned into subsets of nodes  $\mathcal{A}_1, \dots, \mathcal{A}_K$ , called blocks, and let  $\mathbf{z} = (z_1, \dots, z_n)$  be the block memberships of nodes, where  $z_{i,k} = 1$  if node  $i$  belongs to block  $\mathcal{A}_k$  and  $z_{i,k} = 0$  otherwise. We henceforth denote by  $\mathbf{X}_{k,k} = (X_{i,j})_{i < j: z_{i,k}=z_{j,k}=1}^n$  the sequence of within-block edge variables of block  $\mathcal{A}_k$  ( $k = 1, \dots, K$ ).

**Definition. Local dependence.** A model of a random graph satisfies local dependence as long as

$$p_{\boldsymbol{\eta}(\boldsymbol{\theta}, \mathbf{z})}(\mathbf{x}) = \prod_{k=1}^K p_{\boldsymbol{\eta}(\boldsymbol{\theta}, \mathbf{z})}(\mathbf{x}_{k,k}) \prod_{l=1}^{k-1} \prod_{i,j: z_{i,k}=1, z_{j,l}=1}^n p_{\boldsymbol{\eta}(\boldsymbol{\theta}, \mathbf{z})}(x_{i,j}), \quad \mathbf{x} \in \mathbb{X}. \quad (1)$$

In other words, the dependence is local in the sense that it is confined to within-block subgraphs.

**Example 1: stochastic block model.** A special case of models with local dependence are stochastic block models (e.g., Nowicki and Snijders, 2001; Bickel and Chen, 2009). Stochastic block models are models with local dependence of the form

$$p_{\boldsymbol{\eta}(\boldsymbol{\theta}, \mathbf{z})}(\mathbf{x}) \propto \exp \left( \sum_{k \leq l}^K \theta_{1,k,l} \sum_{i < j}^n x_{i,j} z_{i,k} z_{j,l} \right).$$

While popular, the underlying assumption of stochastic block models that edges between and within blocks are independent is restrictive.

**Example 2: model with local dependence.** A more interesting example of models with local dependence is given by

$$p_{\boldsymbol{\eta}(\boldsymbol{\theta}, \mathbf{z})}(\mathbf{x}) \propto \exp \left( \sum_{k \leq l}^K \theta_{1,k,l} \sum_{i < j}^n x_{i,j} z_{i,k} z_{j,l} + \sum_{k=1}^K \theta_{2,k,k} \sum_{i < j}^n x_{i,j} z_{i,k} z_{j,k} \max_{h \neq i,j} x_{i,h} x_{j,h} z_{h,k} \right).$$

The model includes between- and within-block edge terms and within-block transitive edge terms. The transitive edge statistics  $x_{i,j} z_{i,k} z_{j,k} \max_{h \neq i,j} x_{i,h} x_{j,h} z_{h,k}$  capture an excess in the expected number of transitive edges relative to stochastic block models. To demonstrate,

note that by exponential-family theory (Brown, 1986, Corollary 2.5, p. 37), the expected number of transitive edges in block  $\mathcal{A}_k$  satisfies

$$\underbrace{\mathbb{E}_{\theta_{1,k,k}, \theta_{2,k,k} > 0} s_{2,k,k}(\mathbf{X})}_{\text{model with local dependence}} > \underbrace{\mathbb{E}_{\theta_{1,k,k}, \theta_{2,k,k} = 0} s_{2,k,k}(\mathbf{X})}_{\text{stochastic block model}}, \quad k = 1, \dots, K,$$

where  $s_{2,k,k}(\mathbf{X})$  is the number of transitive edges in block  $\mathcal{A}_k$  and  $\mathbb{E}_{\theta_{1,k,k}, \theta_{2,k,k}} s_{2,k,k}(\mathbf{X})$  is the expectation of  $s_{2,k,k}(\mathbf{X})$ . In other words, the expected number of transitive edges in block  $\mathcal{A}_k$  is greater under models with  $\theta_{2,k,k} > 0$  than under stochastic block models with  $\theta_{2,k,k} = 0$ , assuming that both have the same edge parameters  $\theta_{1,k,k}$  ( $k = 1, \dots, K$ ). Therefore, models with local dependence can capture an excess in the expected number of transitive edges within blocks, relative to stochastic block models. In addition, models with local dependence can capture excesses in the expected number of other subgraph statistics within blocks by adding suitable model terms.

**How models with within-block transitive edge terms differ from the infamous triangle model** It is worth noting that the model with between-block edge terms and within-block edge and transitive edge terms differs in two important ways from the infamous triangle model with edge and triangle terms, which has been known to be ill-behaved since the 1980s (Strauss, 1986; Jonasson, 1999; Häggström and Jonasson, 1999; Chatterjee and Diaconis, 2013):

- The model with local dependence restricts dependence to subsets of nodes, i.e., blocks. As long as the blocks are not too large, the overall dependence induced by the model is weak. By contrast, the triangle model does not restrict dependence to subsets of nodes, leading to undesirable behavior in large graphs.
- Within blocks, the model with local dependence and positive within-block transitive edge parameters assumes that, for each pair of nodes, the value added by the first triangle to the log odds of the conditional probability of an edge is positive, but additional triangles do not add anything. By contrast, the triangle model assumes that, for each pair of nodes, each additional triangle has the same added value, which is unreasonable and results in undesirable behavior in large graphs.

These more reasonable assumptions ensure that models with local dependence are better-behaved than the triangle model in large random graphs and are supported by rigorous statistical theory (Schweinberger and Stewart, 2019).

### 3 Likelihood-based inference

While it is tempting to base statistical inference concerning  $\mathbf{z}$  and  $\boldsymbol{\theta}$  on the likelihood function, likelihood-based inference for models with local dependence is challenging. The

main reason is that the probability mass function  $p_{\boldsymbol{\eta}(\boldsymbol{\theta}, \mathbf{z})}(\mathbf{x})$  is intractable, because the within-block probability mass functions  $p_{\boldsymbol{\eta}(\boldsymbol{\theta}, \mathbf{z})}(\mathbf{x}_{k,k})$  are intractable ( $k = 1, \dots, K$ ). The intractability of  $p_{\boldsymbol{\eta}(\boldsymbol{\theta}, \mathbf{z})}(\mathbf{x}_{k,k})$  is rooted in the fact that its normalizing constant is a sum over all  $\exp(\binom{|\mathcal{A}_k|}{2} \log 2)$  possible within-block subgraphs of block  $\mathcal{A}_k$ , which cannot be computed unless  $\mathcal{A}_k$  is small, i.e., unless  $|\mathcal{A}_k| \ll 10$  ( $k = 1, \dots, K$ ).

To facilitate likelihood-based inference, we introduce tractable approximations of the intractable probability mass function  $p_{\boldsymbol{\eta}(\boldsymbol{\theta}, \mathbf{z})}(\mathbf{x})$  in Section 3.1 and support them by theoretical results in Section 3.2. A statistical algorithm that takes advantage of such approximations is introduced in Section 4.

### 3.1 Approximate likelihood functions: motivation

Suppose that we want to estimate both  $\mathbf{z}$  and  $\boldsymbol{\theta}$ . It is natural to estimate them by using an iterative algorithm that cycles through updates of  $\mathbf{z}$  and  $\boldsymbol{\theta}$  as follows:

Step 1: Update  $\mathbf{z}$  given  $\boldsymbol{\theta}$ .

Step 2: Update  $\boldsymbol{\theta}$  given  $\mathbf{z}$ .

The algorithm sketched above is generic and cannot be used in practice, but regardless of which specific algorithm is used—whether EM, Monte Carlo EM, variational EM, Bayesian Markov chain Monte Carlo, or other algorithms—most of them have in common that Step 1 is either infeasible or time-consuming, whereas Step 2 is less problematic than Step 1.

**Step 1** Step 1 is either infeasible or time-consuming, because the probability mass function  $p_{\boldsymbol{\eta}(\boldsymbol{\theta}, \mathbf{z})}(\mathbf{x})$  is intractable. To demonstrate, consider a Bayesian Markov chain Monte Carlo algorithm that updates  $\mathbf{z} = (\mathbf{z}_1, \dots, \mathbf{z}_n)$  given  $\boldsymbol{\theta}$  by Gibbs sampling. Gibbs sampling of  $\mathbf{z}_1, \dots, \mathbf{z}_n$  turns out to be infeasible, because the full conditional distributions of  $\mathbf{z}_1, \dots, \mathbf{z}_n$  depend on the intractable within-block probability mass functions  $p_{\boldsymbol{\eta}(\boldsymbol{\theta}, \mathbf{z})}(\mathbf{x}_{k,k})$  ( $k = 1, \dots, K$ ). One could approximate them by Monte Carlo samples of within-block subgraphs, but such approximations may not generate Markov chain Monte Carlo samples from the target distribution (Liang et al., 2016) and are problematic on computational grounds:

- Using Monte Carlo approximations of within-block probability mass functions is infeasible when the number of nodes  $n$  is large, because such approximations are needed for each update of each of the  $n$  block memberships  $\mathbf{z}_1, \dots, \mathbf{z}_n$ .
- Worse, the  $n$  block memberships  $\mathbf{z}_1, \dots, \mathbf{z}_n$  cannot be updated in parallel, because the block membership of one node depends on the block memberships of other nodes.

As a consequence, Step 1 is infeasible when  $n$  is large.

**Step 2** Step 2 is less problematic than Step 1. While the probability mass function  $p_{\eta(\theta, \mathbf{z})}(\mathbf{x})$  is intractable and may have to be approximated by Monte Carlo methods (Hunter and Handcock, 2006), such Monte Carlo approximations are needed once to update  $\theta$  given  $\mathbf{z}_1, \dots, \mathbf{z}_n$ , whereas Monte Carlo approximations are needed  $n$  times to update  $\mathbf{z}_1, \dots, \mathbf{z}_n$  given  $\theta$  one by one. In addition, the probability mass function  $p_{\eta(\theta, \mathbf{z})}(\mathbf{x})$  decomposes into between- and within-block probability mass functions  $p_{\eta(\theta, \mathbf{z})}(\mathbf{x}_{k,l})$  ( $k \leq l = 1, \dots, K$ ) and hence within-block probability mass functions can be approximated in parallel, i.e., on multi-core computers or computing clusters.

**Approximations** To enable feasible updates of  $\mathbf{z}$  given  $\theta$  when  $n$  is large, we are interested in approximating the intractable probability mass function  $p_{\eta(\theta, \mathbf{z})}(\mathbf{x})$  by a tractable probability mass function. To do so, we confine attention to models with between- and within-block edge terms of the form  $\sum_{k \leq l}^K \theta_{1,k,l} \sum_{i < j}^n x_{i,j} z_{i,k} z_{j,l}$  with parameter vector  $\theta_1 = (\theta_{1,k,l})_{k \leq l}^K$  and additional model terms with parameter vector  $\theta_2$  such that  $\theta_2 = \mathbf{0}$  eliminates the additional model terms. An example is given by the model with between-block edge terms and within-block edge and transitive edge terms described in Section 2: the parameters  $\theta_{1,k,l}$  are the weights of the between- and within-block edge terms, whereas the parameters  $\theta_{2,k,k}$  are the parameters of the within-block transitive edge terms. If the parameters  $\theta_{2,k,k}$  are set to 0, the model reduces to a stochastic block model, under which edges within and between blocks are independent.

Such models have two useful properties:

- The probability mass functions  $p_{\eta(\theta, \mathbf{z})}(\mathbf{x})$  and  $p_{\eta(\theta_1, \theta_2=\mathbf{0}, \mathbf{z})}(\mathbf{x})$  impose the same probability law on between-block subgraphs.
- The probability mass function  $p_{\eta(\theta_1, \theta_2=\mathbf{0}, \mathbf{z})}(\mathbf{x})$  is tractable, because edges between and within blocks are independent given  $\mathbf{z}$ .

We henceforth approximate  $p_{\eta(\theta, \mathbf{z})}(\mathbf{x})$  by  $p_{\eta(\theta_1, \theta_2=\mathbf{0}, \mathbf{z})}(\mathbf{x})$ , which corresponds to the probability mass function of a stochastic block model.

The idea underlying the approximation is that when the blocks are not too large, most pairs of nodes are not members of the same block. Since  $p_{\eta(\theta, \mathbf{z})}(\mathbf{x})$  and  $p_{\eta(\theta_1, \theta_2=\mathbf{0}, \mathbf{z})}(\mathbf{x})$  impose the same probability law on possible edges between pairs of nodes that are not members of the same block,  $p_{\eta(\theta, \mathbf{z})}(\mathbf{x})$  and  $p_{\eta(\theta_1, \theta_2=\mathbf{0}, \mathbf{z})}(\mathbf{x})$  agree on most of the random graph. Therefore,  $p_{\eta(\theta, \mathbf{z})}(\mathbf{x})$  can be approximated by  $p_{\eta(\theta_1, \theta_2=\mathbf{0}, \mathbf{z})}(\mathbf{x})$  for the purpose of updating  $\mathbf{z}$  given  $\theta$ . Suppose, e.g., that we consider to update  $\mathbf{z}$  given  $\theta$  by replacing  $\mathbf{z}$  by some  $\mathbf{z}' \neq \mathbf{z}$ . We may decide to do so if the loglikelihood ratio

$$\log \frac{p_{\eta(\theta, \mathbf{z}') }(\mathbf{x})}{p_{\eta(\theta, \mathbf{z}) }(\mathbf{x})} = \log p_{\eta(\theta, \mathbf{z}') }(\mathbf{x}) - \log p_{\eta(\theta, \mathbf{z}) }(\mathbf{x})$$

is large: e.g., the acceptance probability of Metropolis-Hastings algorithms depends on the loglikelihood ratio above. If  $p_{\eta(\theta, \mathbf{z})}(\mathbf{x})$  can be approximated by  $p_{\eta(\theta_1, \theta_2=\mathbf{0}, \mathbf{z})}(\mathbf{x})$ , we can

base the decision on  $\log p_{\boldsymbol{\eta}(\boldsymbol{\theta}_1, \boldsymbol{\theta}_2=\mathbf{0}, \mathbf{z}')}(\mathbf{x}) - \log p_{\boldsymbol{\eta}(\boldsymbol{\theta}_1, \boldsymbol{\theta}_2=\mathbf{0}, \mathbf{z})}(\mathbf{x})$  rather than  $\log p_{\boldsymbol{\eta}(\boldsymbol{\theta}, \mathbf{z}')}(\mathbf{x}) - \log p_{\boldsymbol{\eta}(\boldsymbol{\theta}, \mathbf{z})}(\mathbf{x})$ , because

$$\begin{aligned} \log p_{\boldsymbol{\eta}(\boldsymbol{\theta}, \mathbf{z}')}(\mathbf{x}) - \log p_{\boldsymbol{\eta}(\boldsymbol{\theta}, \mathbf{z})}(\mathbf{x}) &= [\log p_{\boldsymbol{\eta}(\boldsymbol{\theta}_1, \boldsymbol{\theta}_2=\mathbf{0}, \mathbf{z}')}(\mathbf{x}) - \log p_{\boldsymbol{\eta}(\boldsymbol{\theta}_1, \boldsymbol{\theta}_2=\mathbf{0}, \mathbf{z})}(\mathbf{x})] \\ + [\log p_{\boldsymbol{\eta}(\boldsymbol{\theta}, \mathbf{z}')}(\mathbf{x}) - \log p_{\boldsymbol{\eta}(\boldsymbol{\theta}_1, \boldsymbol{\theta}_2=\mathbf{0}, \mathbf{z}')}(\mathbf{x})] &- [\log p_{\boldsymbol{\eta}(\boldsymbol{\theta}, \mathbf{z})}(\mathbf{x}) - \log p_{\boldsymbol{\eta}(\boldsymbol{\theta}_1, \boldsymbol{\theta}_2=\mathbf{0}, \mathbf{z})}(\mathbf{x})]. \end{aligned}$$

Therefore, as long as

$$\max_{\mathbf{z}} |\log p_{\boldsymbol{\eta}(\boldsymbol{\theta}, \mathbf{z})}(\mathbf{x}) - \log p_{\boldsymbol{\eta}(\boldsymbol{\theta}_1, \boldsymbol{\theta}_2=\mathbf{0}, \mathbf{z})}(\mathbf{x})|$$

is small, we have

$$\log p_{\boldsymbol{\eta}(\boldsymbol{\theta}, \mathbf{z}')}(\mathbf{x}) - \log p_{\boldsymbol{\eta}(\boldsymbol{\theta}, \mathbf{z})}(\mathbf{x}) \approx \log p_{\boldsymbol{\eta}(\boldsymbol{\theta}_1, \boldsymbol{\theta}_2=\mathbf{0}, \mathbf{z}')}(\mathbf{x}) - \log p_{\boldsymbol{\eta}(\boldsymbol{\theta}_1, \boldsymbol{\theta}_2=\mathbf{0}, \mathbf{z})}(\mathbf{x}).$$

The advantage of approximating  $p_{\boldsymbol{\eta}(\boldsymbol{\theta}, \mathbf{z})}(\mathbf{x})$  by  $p_{\boldsymbol{\eta}(\boldsymbol{\theta}_1, \boldsymbol{\theta}_2=\mathbf{0}, \mathbf{z})}(\mathbf{x})$  is that there exist methods for stochastic block models to estimate the block structure from large random graphs (e.g., Daudin et al., 2008; Rohe et al., 2011; Amini et al., 2013; Vu et al., 2013). We take advantage of such methods in Section 4, but we first shed light on the conditions under which  $\max_{\mathbf{z}} |\log p_{\boldsymbol{\eta}(\boldsymbol{\theta}, \mathbf{z})}(\mathbf{x}) - \log p_{\boldsymbol{\eta}(\boldsymbol{\theta}_1, \boldsymbol{\theta}_2=\mathbf{0}, \mathbf{z})}(\mathbf{x})|$  is small.

### 3.2 Approximate likelihood functions: theoretical results

We show that updates of  $\mathbf{z}$  given  $\boldsymbol{\theta}$  can be based on  $p_{\boldsymbol{\eta}(\boldsymbol{\theta}_1, \boldsymbol{\theta}_2=\mathbf{0}, \mathbf{z})}(\mathbf{x})$  rather than  $p_{\boldsymbol{\eta}(\boldsymbol{\theta}, \mathbf{z})}(\mathbf{x})$  by showing that

$$\max_{\mathbf{z}} |\log p_{\boldsymbol{\eta}(\boldsymbol{\theta}, \mathbf{z})}(\mathbf{X}) - \log p_{\boldsymbol{\eta}(\boldsymbol{\theta}_1, \boldsymbol{\theta}_2=\mathbf{0}, \mathbf{z})}(\mathbf{X})|$$

is small with high probability when the blocks are not too large.

We start with a showcase model in Theorem 1 and then present more general results in Theorem 2. To prepare the ground for Theorems 1 and 2, denote by  $m(\mathbf{z})$  the size of the largest block under  $\mathbf{z} \in \mathbb{Z}$  and by  $\|\mathcal{A}\|_{\infty} = \max_{1 \leq k \leq K} |\mathcal{A}_k|$  the size of the largest data-generating block. Let  $\mathbb{S} \subseteq \mathbb{Z}$  be a subset of block structures—which includes the data-generating block structure—and denote by  $m(\mathbb{S})$  the size of the largest block among all block structures in  $\mathbb{S}$ , so that  $m(\mathbf{z}) \leq m(\mathbb{S})$  for all  $\mathbf{z} \in \mathbb{S}$ . We allow the size of the largest block  $m(\mathbb{S})$  to increase as a function of the number of nodes  $n$ : e.g.,  $m(\mathbb{S})$  may be a constant multiple of  $\log n$  or  $n^{\alpha}$  ( $\alpha < 1$ ).

**Theorem 1.** *Consider the model with between-block edge terms and within-block edge and transitive edge terms described in Section 2. Let  $\boldsymbol{\Theta} = \prod_{k \leq l}^K \boldsymbol{\Theta}_{k,l}$  be the parameter space,  $\boldsymbol{\Theta}_{k,k}$  be a compact subset of  $\mathbb{R}^2$  ( $k = 1, \dots, K$ ), and  $\boldsymbol{\Theta}_{k,l}$  be a compact subset of  $\mathbb{R}$  ( $k < l = 1, \dots, K$ ). Choose  $\epsilon \in (0, 1)$  as small as desired. Then there exists a universal constant  $c > 0$  such that, with at least probability  $1 - \epsilon$ ,*

$$\max_{\mathbf{z} \in \mathbb{S}} |\log p_{\boldsymbol{\eta}(\boldsymbol{\theta}, \mathbf{z})}(\mathbf{X}) - \log p_{\boldsymbol{\eta}(\boldsymbol{\theta}_1, \boldsymbol{\theta}_2=\mathbf{0}, \mathbf{z})}(\mathbf{X})| < 2c \sqrt{-\log \frac{\epsilon}{2} + n \log K} \sqrt{K} m(\mathbb{S})^2 \|\mathcal{A}\|_{\infty}^2 \log n.$$



The proof of Theorem 1 can be found in the supplement. The basic idea underlying Theorem 1 is that the deviation  $\max_{\mathbf{z}} |\log p_{\boldsymbol{\eta}(\boldsymbol{\theta}, \mathbf{z})}(\mathbf{x}) - \log p_{\boldsymbol{\eta}(\boldsymbol{\theta}_1, \boldsymbol{\theta}_2 = \mathbf{0}, \mathbf{z})}(\mathbf{x})|$  cannot be too large when the blocks are not too large, because most pairs of nodes are not members of the same block and  $p_{\boldsymbol{\eta}(\boldsymbol{\theta}, \mathbf{z})}(\mathbf{x})$  and  $p_{\boldsymbol{\eta}(\boldsymbol{\theta}_1, \boldsymbol{\theta}_2 = \mathbf{0}, \mathbf{z})}(\mathbf{x})$  impose the same probability law on possible edges between pairs of nodes that are not members of the same block. To interpret the result in more detail, note that the maximum deviation  $\max_{\mathbf{z}} |\log p_{\boldsymbol{\eta}(\boldsymbol{\theta}, \mathbf{z})}(\mathbf{x}) - \log p_{\boldsymbol{\eta}(\boldsymbol{\theta}_1, \boldsymbol{\theta}_2 = \mathbf{0}, \mathbf{z})}(\mathbf{x})|$  can be as large as a constant multiple of  $n^2$ , the number of pairs of nodes. But Theorem 1 suggests that, with high probability, the maximum deviation is much smaller than  $n^2$  when the blocks are not too large. To see that, observe that  $\|\mathcal{A}\|_{\infty} \leq m(\mathbb{S})$  implies

$$2c \sqrt{-\log \frac{\epsilon}{2} + n \log K} \sqrt{K} m(\mathbb{S})^2 \|\mathcal{A}\|_{\infty}^2 \log n \leq \delta(\epsilon) n m(\mathbb{S})^4 (\log n)^{3/2},$$

where  $\delta(\epsilon) > 0$  is a function of  $\epsilon$  but is not a function of the number of nodes  $n$ . In other words, as long as the size  $m(\mathbb{S})$  of the largest block in  $\mathbb{S}$  satisfies  $m(\mathbb{S}) \ll n^{1/4} / (\log n)^{3/8}$ , the maximum deviation is much smaller than  $n^2$  with high probability.

It turns out that the result in Theorem 1 is not limited to the model with between-block edge terms and within-block edge and transitive edge terms, but is a special case of more general results. To introduce those more general results, we make the following assumptions. We assume that  $\boldsymbol{\eta} : \boldsymbol{\Theta} \times \mathbb{Z} \mapsto \Xi$  and that  $\Xi \subseteq \text{int}(\mathbb{N})$  is a subset of the interior  $\text{int}(\mathbb{N})$  of the natural parameter space  $\mathbb{N}$  of the exponential family (Brown, 1986). Let  $\mathbb{E} \equiv \mathbb{E}_{\boldsymbol{\eta}^*}$  be the expectation under the data-generating parameter vector  $\boldsymbol{\eta}^* \equiv \boldsymbol{\eta}(\boldsymbol{\theta}^*, \mathbf{z}^*)$ , where  $(\boldsymbol{\theta}^*, \mathbf{z}^*) \in \boldsymbol{\Theta} \times \mathbb{Z}$  denotes the data-generating value of  $(\boldsymbol{\theta}, \mathbf{z}) \in \boldsymbol{\Theta} \times \mathbb{Z}$ . We denote by  $d : \mathbb{X} \times \mathbb{X} \mapsto \{0, 1, 2, \dots\}$  the Hamming metric, which is defined by

$$d(\mathbf{x}_1, \mathbf{x}_2) = \sum_{i < j}^n \mathbb{1}_{x_{1,i,j} \neq x_{2,i,j}}, \quad (\mathbf{x}_1, \mathbf{x}_2) \in \mathbb{X} \times \mathbb{X},$$

where  $\mathbb{1}_{x_{1,i,j} \neq x_{2,i,j}}$  is 1 if  $x_{1,i,j} \neq x_{2,i,j}$  and is 0 otherwise. The main assumptions can then be stated as follows.

[C.1] There exists  $c > 0$  such that, for all  $\boldsymbol{\eta} \in \mathbb{R}^{\dim(\boldsymbol{\eta})}$  and all  $(\mathbf{x}_1, \mathbf{x}_2) \in \mathbb{X} \times \mathbb{X}$ ,

$$|\langle \boldsymbol{\eta}, s(\mathbf{x}_1) - s(\mathbf{x}_2) \rangle| \leq c d(\mathbf{x}_1, \mathbf{x}_2) m(\mathbf{z}) \log n.$$

[C.2] There exists  $c > 0$  such that, for all  $(\boldsymbol{\theta}_{k,l,1}, \boldsymbol{\theta}_{k,l,2}) \in \boldsymbol{\Theta}_{k,l} \times \boldsymbol{\Theta}_{k,l}$  and all  $(\boldsymbol{\theta}, \mathbf{z}) \in \boldsymbol{\Theta} \times \mathbb{Z}$ ,

$$|\langle \boldsymbol{\eta}_{k,l}(\boldsymbol{\theta}_{k,l,1}, \mathbf{z}) - \boldsymbol{\eta}_{k,l}(\boldsymbol{\theta}_{k,l,2}, \mathbf{z}), \mathbb{E}_{\boldsymbol{\eta}(\boldsymbol{\theta}, \mathbf{z})} s_{k,l}(\mathbf{X}) \rangle| \leq c \|\boldsymbol{\theta}_{k,l,1} - \boldsymbol{\theta}_{k,l,2}\| m(\mathbf{z})^2 \log n,$$

where  $\boldsymbol{\eta}_{k,l}(\boldsymbol{\theta}_{k,l}, \mathbf{z})$ ,  $\boldsymbol{\theta}_{k,l}$ , and  $s_{k,l}(\mathbf{x})$  denote the subvectors of  $\boldsymbol{\eta}(\boldsymbol{\theta}, \mathbf{z})$ ,  $\boldsymbol{\theta}$ , and  $s(\mathbf{x})$  corresponding to the subgraph between blocks  $k$  and  $l$  ( $k < l$ ) or the subgraph of block  $k$  ( $k = l$ ) and  $\boldsymbol{\Theta}_{k,l}$  is a compact subset of  $\mathbb{R}^{\dim(\boldsymbol{\theta}_{k,l})}$  ( $k \leq l = 1, \dots, K$ ).

Conditions [C.1] and [C.2] are satisfied by most models with local dependence: e.g., conditions [C.1] and [C.2] are satisfied by the model with between-block edge and within-block edge and transitive edge terms, which we verify in the proof of Theorem 1. In addition, conditions [C.1] and [C.2] cover the models with size-dependent parameterizations used in Sections 5 and 6.

The following result, Theorem 2, is a generalization of Theorem 1.

**Theorem 2.** *Consider a model with local dependence satisfying conditions [C.1] and [C.2]. Choose  $\epsilon \in (0, 1)$  as small as desired. Then there exists a universal constant  $c > 0$  such that, with at least probability  $1 - \epsilon$ ,*

$$\max_{\mathbf{z} \in \mathbb{S}} |\log p_{\boldsymbol{\eta}(\boldsymbol{\theta}, \mathbf{z})}(\mathbf{X}) - \log p_{\boldsymbol{\eta}(\boldsymbol{\theta}_1, \boldsymbol{\theta}_2 = \mathbf{0}, \mathbf{z})}(\mathbf{X})| < 2c \sqrt{-\log \frac{\epsilon}{2} + n \log K} \sqrt{K} m(\mathbb{S})^2 \|\mathcal{A}\|_{\infty}^2 \log n.$$

The proof of Theorem 2 can be found in the supplement. An application of Theorem 2 to the model with between-block edge terms and within-block edge and transitive edge terms can be found in Theorem 1.

## 4 Two-step likelihood-based approach

We propose a two-step likelihood-based approach that takes advantage of the theoretical results of Section 3 and enables large-scale estimation of models with local dependence.

To describe the two-step likelihood-based approach, assume that  $\mathbf{z} = (\mathbf{z}_1, \dots, \mathbf{z}_n)$  is the observed value of a random variable  $\mathbf{Z} = (\mathbf{Z}_1, \dots, \mathbf{Z}_n)$  with distribution

$$\mathbf{Z}_i \stackrel{\text{iid}}{\sim} \text{Multinomial}(1, \boldsymbol{\pi} = (\pi_1, \dots, \pi_K)), \quad i = 1, \dots, n.$$

It is natural to base statistical inference on the observed-data likelihood function

$$\mathcal{L}(\boldsymbol{\theta}, \boldsymbol{\pi}) = \sum_{\mathbf{z} \in \mathbb{Z}} p_{\boldsymbol{\eta}(\boldsymbol{\theta}, \mathbf{z})}(\mathbf{x}) p_{\boldsymbol{\pi}}(\mathbf{z}).$$

The problem is that  $\mathcal{L}(\boldsymbol{\theta}, \boldsymbol{\pi})$  is intractable, because  $p_{\boldsymbol{\eta}(\boldsymbol{\theta}, \mathbf{z})}(\mathbf{x})$  is intractable and the set  $\mathbb{Z}$  contains  $\exp(n \log K)$  elements.

The first problem can be solved by taking advantage of the theoretical results of Section 3, which suggest that  $p_{\boldsymbol{\eta}(\boldsymbol{\theta}, \mathbf{z})}(\mathbf{x})$  can be approximated by  $p_{\boldsymbol{\eta}(\boldsymbol{\theta}_1, \boldsymbol{\theta}_2 = \mathbf{0}, \mathbf{z})}(\mathbf{x})$  provided that the blocks are not too large. A complication is that  $p_{\boldsymbol{\eta}(\boldsymbol{\theta}, \mathbf{z})}(\mathbf{x})$  and  $p_{\boldsymbol{\eta}(\boldsymbol{\theta}_1, \boldsymbol{\theta}_2 = \mathbf{0}, \mathbf{z})}(\mathbf{x})$  may not be close when the blocks are large, i.e., when  $\mathbf{z} \in \mathbb{Z} \setminus \mathbb{S}$ . However, the basic inequality

$$\sum_{\mathbf{z} \in \mathbb{S}} p_{\boldsymbol{\eta}(\boldsymbol{\theta}, \mathbf{z})}(\mathbf{x}) p_{\boldsymbol{\pi}}(\mathbf{z}) \leq \mathcal{L}(\boldsymbol{\theta}, \boldsymbol{\pi}) \leq \sum_{\mathbf{z} \in \mathbb{S}} p_{\boldsymbol{\eta}(\boldsymbol{\theta}, \mathbf{z})}(\mathbf{x}) p_{\boldsymbol{\pi}}(\mathbf{z}) + \mathbb{P}_{\boldsymbol{\pi}}(\mathbf{Z} \in \mathbb{Z} \setminus \mathbb{S})$$

suggests that as long as the event  $\mathbf{Z} \in \mathbb{Z} \setminus \mathbb{S}$  is a rare event in the sense that  $\mathbb{P}_{\boldsymbol{\pi}}(\mathbf{Z} \in \mathbb{Z} \setminus \mathbb{S})$  is close to 0,  $\mathcal{L}(\boldsymbol{\theta}, \boldsymbol{\pi})$  can be approximated by  $\mathcal{L}(\boldsymbol{\theta}_1, \boldsymbol{\theta}_2 = \mathbf{0}, \boldsymbol{\pi})$ :

$$\begin{aligned} \mathcal{L}(\boldsymbol{\theta}, \boldsymbol{\pi}) &= \sum_{\mathbf{z} \in \mathbb{Z}} p_{\boldsymbol{\eta}(\boldsymbol{\theta}, \mathbf{z})}(\mathbf{x}) p_{\boldsymbol{\pi}}(\mathbf{z}) \approx \sum_{\mathbf{z} \in \mathbb{S}} p_{\boldsymbol{\eta}(\boldsymbol{\theta}, \mathbf{z})}(\mathbf{x}) p_{\boldsymbol{\pi}}(\mathbf{z}) \\ &\approx \sum_{\mathbf{z} \in \mathbb{S}} p_{\boldsymbol{\eta}(\boldsymbol{\theta}_1, \boldsymbol{\theta}_2 = \mathbf{0}, \mathbf{z})}(\mathbf{x}) p_{\boldsymbol{\pi}}(\mathbf{z}) \approx \sum_{\mathbf{z} \in \mathbb{Z}} p_{\boldsymbol{\eta}(\boldsymbol{\theta}_1, \boldsymbol{\theta}_2 = \mathbf{0}, \mathbf{z})}(\mathbf{x}) p_{\boldsymbol{\pi}}(\mathbf{z}) = \mathcal{L}(\boldsymbol{\theta}_1, \boldsymbol{\theta}_2 = \mathbf{0}, \boldsymbol{\pi}). \end{aligned}$$

The assumption that  $\mathbf{Z} \in \mathbb{Z} \setminus \mathbb{S}$  is a rare event—i.e., the probabilities  $\pi_1, \dots, \pi_K$  are small—makes sense in a wide range of applications, because communities in real-world networks tend to be small (see, e.g., the discussion of Rohe et al., 2011). Therefore, as long as  $\mathbf{Z} \in \mathbb{Z} \setminus \mathbb{S}$  is a rare event, we can base statistical inference concerning the block structure on  $\mathcal{L}(\boldsymbol{\theta}_1, \boldsymbol{\theta}_2 = \mathbf{0}, \boldsymbol{\pi})$  rather than  $\mathcal{L}(\boldsymbol{\theta}, \boldsymbol{\pi})$ . To simplify the notation, we write henceforth  $\mathcal{L}(\boldsymbol{\theta}_1, \boldsymbol{\pi})$  instead of  $\mathcal{L}(\boldsymbol{\theta}_1, \boldsymbol{\theta}_2 = \mathbf{0}, \boldsymbol{\pi})$ .

The second problem can be solved by methods developed for stochastic block models, because  $\mathcal{L}(\boldsymbol{\theta}_1, \boldsymbol{\pi})$  is the observed-data likelihood function of a stochastic block model. There are many stochastic block model methods that could be used, such as profile likelihood (Bickel and Chen, 2009), pseudo-likelihood (Amini et al., 2013), spectral clustering (Rohe et al., 2011), and variational methods (Daudin et al., 2008; Vu et al., 2013). Among these methods, we found that the variational methods of Vu et al. (2013) work best in practice. In addition, the variational methods of Vu et al. (2013) have the advantage of being able to estimate stochastic block models from networks with hundreds of thousands of nodes due to a running time of  $O(n)$  for sparse random graphs and  $O(n^2)$  for dense random graphs (Vu et al., 2013). Some consistency and asymptotic normality results for variational methods for stochastic block models were established by Celisse et al. (2012) and Bickel et al. (2013).

Variational methods approximate  $\ell(\boldsymbol{\theta}_1, \boldsymbol{\pi}) = \log \mathcal{L}(\boldsymbol{\theta}_1, \boldsymbol{\pi})$  by introducing an auxiliary distribution  $a(\mathbf{z})$  with support  $\mathbb{Z}$  and lower bound  $\ell(\boldsymbol{\theta}_1, \boldsymbol{\pi})$  by using Jensen’s inequality:

$$\begin{aligned} \ell(\boldsymbol{\theta}_1, \boldsymbol{\pi}) &= \log \sum_{\mathbf{z} \in \mathbb{Z}} a(\mathbf{z}) \frac{p_{\boldsymbol{\eta}(\boldsymbol{\theta}_1, \boldsymbol{\theta}_2 = \mathbf{0}, \mathbf{z})}(\mathbf{x}) p_{\boldsymbol{\pi}}(\mathbf{z})}{a(\mathbf{z})} \\ &\geq \sum_{\mathbf{z} \in \mathbb{Z}} a(\mathbf{z}) \log \frac{p_{\boldsymbol{\eta}(\boldsymbol{\theta}_1, \boldsymbol{\theta}_2 = \mathbf{0}, \mathbf{z})}(\mathbf{x}) p_{\boldsymbol{\pi}}(\mathbf{z})}{a(\mathbf{z})} \stackrel{\text{def}}{=} \hat{\ell}(\boldsymbol{\theta}_1, \boldsymbol{\pi}). \end{aligned}$$

Each auxiliary distribution with support  $\mathbb{Z}$  gives rise to a lower bound on  $\ell(\boldsymbol{\theta}_1, \boldsymbol{\pi})$ . To choose the best auxiliary distribution—i.e., the auxiliary distribution that gives rise to the tightest lower bound on  $\ell(\boldsymbol{\theta}_1, \boldsymbol{\pi})$ —we choose a family of auxiliary distributions and select the best member of the family. In practice, an important consideration is that the resulting lower bound is tractable. Therefore, we confine attention to a family of auxiliary distributions under which the resulting lower bounds are tractable. A natural choice is given by a family of auxiliary distributions under which the block memberships are independent:

$$\mathbf{Z}_i \stackrel{\text{ind}}{\sim} \text{Multinomial}(1, \boldsymbol{\alpha}_i = (\alpha_{i,1}, \dots, \alpha_{i,K})), \quad i = 1, \dots, n.$$

By the independence of block memberships under the auxiliary distribution, we obtain the following tractable lower bound on  $\ell(\boldsymbol{\theta}_1, \boldsymbol{\pi})$ :

$$\begin{aligned}\hat{\ell}(\boldsymbol{\alpha}; \boldsymbol{\theta}_1, \boldsymbol{\pi}) &\stackrel{\text{def}}{=} \sum_{\mathbf{z} \in \mathbb{Z}} a_{\boldsymbol{\alpha}}(\mathbf{z}) \log \frac{p_{\boldsymbol{\eta}(\boldsymbol{\theta}_1, \boldsymbol{\theta}_2=\mathbf{0}, \mathbf{z})}(\mathbf{x}) p_{\boldsymbol{\pi}}(\mathbf{z})}{a_{\boldsymbol{\alpha}}(\mathbf{z})} \\ &= \sum_{i < j}^n \sum_{k=1}^K \sum_{l=1}^K \alpha_{i,k} \alpha_{j,l} \log p_{\boldsymbol{\eta}(\boldsymbol{\theta}_1, \boldsymbol{\theta}_2=\mathbf{0}, z_{i,k}=1, z_{j,l}=1, \mathbf{z}_{-i,j})}(x_{i,j}) + \sum_{i=1}^n \sum_{k=1}^K \alpha_{i,k} (\log \pi_k - \log \alpha_{i,k}),\end{aligned}$$

where  $p_{\boldsymbol{\eta}(\boldsymbol{\theta}_1, \boldsymbol{\theta}_2=\mathbf{0}, z_{i,k}=1, z_{j,l}=1, \mathbf{z}_{-i,j})}(x_{i,j})$  denotes the marginal probability mass function of  $X_{i,j}$  and  $\mathbf{z}_{-i,j}$  denotes the block memberships of all nodes excluding nodes  $i$  and  $j$ .

In practice, we obtain the best lower bound on  $\ell(\boldsymbol{\theta}_1, \boldsymbol{\pi})$  by maximizing  $\hat{\ell}(\boldsymbol{\alpha}; \boldsymbol{\theta}_1, \boldsymbol{\pi})$  with respect to  $\boldsymbol{\alpha}$ . Direct maximization of  $\hat{\ell}(\boldsymbol{\alpha}; \boldsymbol{\theta}_1, \boldsymbol{\pi})$  with respect to  $\boldsymbol{\alpha}$  is possible but inconvenient, because  $\hat{\ell}(\boldsymbol{\alpha}; \boldsymbol{\theta}_1, \boldsymbol{\pi})$  contains products of  $\alpha_{i,k}$  and  $\alpha_{j,l}$ . As a consequence, a fixed-point update of  $\alpha_{i,k}$  depends on  $(n-1)K$  other terms  $\alpha_{j,l}$  and hence fixed-point updates tend to be time-consuming and get stuck in local maxima, as demonstrated by Vu et al. (2013). Vu et al. (2013) proposed an elegant approach to alleviating the problem by using minorization-maximization methods (Hunter and Lange, 2004). Such methods construct a minorizing function that approximates  $\hat{\ell}(\boldsymbol{\alpha}; \boldsymbol{\theta}_1, \boldsymbol{\pi})$  but is easier to maximize than  $\hat{\ell}(\boldsymbol{\alpha}; \boldsymbol{\theta}_1, \boldsymbol{\pi})$ . A function  $M(\boldsymbol{\alpha}; \boldsymbol{\theta}_1, \boldsymbol{\pi}, \boldsymbol{\alpha}^{(t)})$  of  $\boldsymbol{\alpha}$  minorizes  $\hat{\ell}(\boldsymbol{\alpha}; \boldsymbol{\theta}_1, \boldsymbol{\pi})$  at point  $\boldsymbol{\alpha}^{(t)}$  at iteration  $t$  of an iterative algorithm for maximizing  $\hat{\ell}(\boldsymbol{\alpha}; \boldsymbol{\theta}_1, \boldsymbol{\pi})$  if

$$\begin{aligned}M(\boldsymbol{\alpha}; \boldsymbol{\theta}_1, \boldsymbol{\pi}, \boldsymbol{\alpha}^{(t)}) &\leq \hat{\ell}(\boldsymbol{\alpha}; \boldsymbol{\theta}_1, \boldsymbol{\pi}) \quad \text{for all } \boldsymbol{\alpha}, \\ M(\boldsymbol{\alpha}^{(t)}; \boldsymbol{\theta}_1, \boldsymbol{\pi}, \boldsymbol{\alpha}^{(t)}) &= \hat{\ell}(\boldsymbol{\alpha}^{(t)}; \boldsymbol{\theta}_1, \boldsymbol{\pi}),\end{aligned}$$

where  $\boldsymbol{\theta}_1, \boldsymbol{\pi}, \boldsymbol{\alpha}^{(t)}$  are fixed. In other words,  $M(\boldsymbol{\alpha}; \boldsymbol{\theta}_1, \boldsymbol{\pi}, \boldsymbol{\alpha}^{(t)})$  is bounded above by  $\hat{\ell}(\boldsymbol{\alpha}; \boldsymbol{\theta}_1, \boldsymbol{\pi})$  for all  $\boldsymbol{\alpha}$  and touches  $\hat{\ell}(\boldsymbol{\alpha}; \boldsymbol{\theta}_1, \boldsymbol{\pi})$  at  $\boldsymbol{\alpha} = \boldsymbol{\alpha}^{(t)}$ . As a result, increasing  $M(\boldsymbol{\alpha}; \boldsymbol{\theta}_1, \boldsymbol{\pi}, \boldsymbol{\alpha}^{(t)})$  with respect to  $\boldsymbol{\alpha}$  increases  $\hat{\ell}(\boldsymbol{\alpha}; \boldsymbol{\theta}_1, \boldsymbol{\pi})$ . Vu et al. (2013) showed that the following function minorizes  $\hat{\ell}(\boldsymbol{\alpha}; \boldsymbol{\theta}_1, \boldsymbol{\pi})$  at point  $\boldsymbol{\alpha}^{(t)}$ :

$$\begin{aligned}M(\boldsymbol{\alpha}; \boldsymbol{\theta}_1, \boldsymbol{\pi}, \boldsymbol{\alpha}^{(t)}) &= \sum_{i < j}^n \sum_{k=1}^K \sum_{l=1}^K \left( \alpha_{i,k}^2 \frac{\alpha_{j,l}^{(t)}}{2 \alpha_{i,k}^{(t)}} + \alpha_{j,l}^2 \frac{\alpha_{i,k}^{(t)}}{2 \alpha_{j,l}^{(t)}} \right) \log p_{\boldsymbol{\eta}(\boldsymbol{\theta}_1, \boldsymbol{\theta}_2=\mathbf{0}, z_{i,k}=1, z_{j,l}=1, \mathbf{z}_{-i,j})}(x_{i,j}) \\ &+ \sum_{i=1}^n \sum_{k=1}^K \alpha_{i,k} \left[ \log \pi_k^{(t)} - \log \alpha_{i,k}^{(t)} + \left( 1 - \frac{\alpha_{i,k}}{\alpha_{i,k}^{(t)}} \right) \right].\end{aligned}$$

The minorizing function  $M(\boldsymbol{\alpha}; \boldsymbol{\theta}_1, \boldsymbol{\pi}, \boldsymbol{\alpha}^{(t)})$  is easier to maximize than  $\hat{\ell}(\boldsymbol{\alpha}; \boldsymbol{\theta}_1, \boldsymbol{\pi})$ , because it replaces the products of  $\alpha_{i,k}$  and  $\alpha_{j,l}$  by sums of  $\alpha_{i,k}^2$  and  $\alpha_{j,l}^2$ . An additional advantage is that the maximization of  $M(\boldsymbol{\alpha}; \boldsymbol{\theta}_1, \boldsymbol{\pi}, \boldsymbol{\alpha}^{(t)})$  amounts to  $n$  quadratic programming problems, which can be solved in parallel.

We therefore propose a two-step likelihood-based approach as described in Table 1. We discuss the two steps below and conclude with some comments on parallel computing.

1. Estimate  $\mathbf{z}$  along with  $\boldsymbol{\pi}$  and  $\boldsymbol{\theta}_1$  by iterating:
  - 1.1 Update  $\boldsymbol{\alpha}$  by increasing  $M(\boldsymbol{\alpha}; \boldsymbol{\theta}_1^{(t)}, \boldsymbol{\pi}^{(t)}, \boldsymbol{\alpha}^{(t)})$  with respect to  $\alpha_i$  subject to  $\alpha_{i,k} \geq 0$  and  $\sum_{k=1}^K \alpha_{i,k} = 1$  and denote the update by  $\boldsymbol{\alpha}_i^{(t+1)}$  ( $i = 1, \dots, n$ ).
  - 1.2 Update  $\boldsymbol{\pi}$  and  $\boldsymbol{\theta}_1$  by maximizing  $\hat{\ell}(\boldsymbol{\alpha}^{(t+1)}; \boldsymbol{\theta}_1, \boldsymbol{\pi})$  with respect to  $\boldsymbol{\pi}$  and  $\boldsymbol{\theta}_1$ :
    - Update  $\pi_k^{(t+1)} = (1/n) \sum_{i=1}^n \alpha_{i,k}^{(t+1)}$ ,  $k = 1, \dots, K$ .
    - Update  $\boldsymbol{\theta}_1^{(t+1)} = \arg \max_{\boldsymbol{\theta}_1 \in \Theta_1} \hat{\ell}(\boldsymbol{\alpha}^{(t+1)}; \boldsymbol{\theta}_1, \boldsymbol{\pi}^{(t+1)})$ .

Upon convergence, we estimate the block membership indicators by  $\hat{z}_{i,k} = 1$  if  $k = \arg \max_{1 \leq l \leq K} \hat{\alpha}_{i,l}$  and  $\hat{z}_{i,k} = 0$  otherwise ( $i = 1, \dots, n$ ,  $k = 1, \dots, K$ ), where  $\hat{\boldsymbol{\alpha}}$  denotes the final value of  $\boldsymbol{\alpha}$ .
2. Estimate  $\boldsymbol{\theta}$  given  $\hat{\mathbf{z}}$  by  $\hat{\boldsymbol{\theta}} = \arg \max_{\boldsymbol{\theta} \in \Theta} \hat{\ell}_{\hat{\mathbf{z}}}(\boldsymbol{\theta})$ .

Table 1: Two-step likelihood-based approach.

**Step 1** The first step estimates  $\mathbf{z}$  based on  $\boldsymbol{\alpha}$ . We do so by increasing  $M(\boldsymbol{\alpha}; \boldsymbol{\theta}_1, \boldsymbol{\pi}, \boldsymbol{\alpha}^{(t)})$  with respect to  $\alpha_i$  subject to the constraints  $\alpha_{i,k} \geq 0$  and  $\sum_{k=1}^K \alpha_{i,k} = 1$  ( $i = 1, \dots, n$ ). We increase rather than maximize  $M(\boldsymbol{\alpha}; \boldsymbol{\theta}_1, \boldsymbol{\pi}, \boldsymbol{\alpha}^{(t)})$ , because maximizing  $M(\boldsymbol{\alpha}; \boldsymbol{\theta}_1, \boldsymbol{\pi}, \boldsymbol{\alpha}^{(t)})$  is more time-consuming and algorithms maximizing  $M(\boldsymbol{\alpha}; \boldsymbol{\theta}_1, \boldsymbol{\pi}, \boldsymbol{\alpha}^{(t)})$  are more prone to end up in local maxima than algorithms increasing  $M(\boldsymbol{\alpha}; \boldsymbol{\theta}_1, \boldsymbol{\pi}, \boldsymbol{\alpha}^{(t)})$ . Since  $\hat{\ell}(\boldsymbol{\alpha}; \boldsymbol{\theta}_1, \boldsymbol{\pi})$  and  $M(\boldsymbol{\alpha}; \boldsymbol{\theta}_1, \boldsymbol{\pi}, \boldsymbol{\alpha}^{(t)})$  depend on  $\boldsymbol{\theta}_1$  and  $\boldsymbol{\pi}$  and both are unknown, we iterate between updates of  $\boldsymbol{\alpha}$  and updates of  $\boldsymbol{\theta}_1$  and  $\boldsymbol{\pi}$ . The updates of  $\boldsymbol{\theta}_1$  and  $\boldsymbol{\pi}$  are based on maximizing  $\hat{\ell}(\boldsymbol{\alpha}; \boldsymbol{\theta}_1, \boldsymbol{\pi})$  with respect to  $\boldsymbol{\theta}_1$  and  $\boldsymbol{\pi}$  and are identical to the updates of Vu et al. (2013), because  $\boldsymbol{\theta}_2 = \mathbf{0}$  reduces the model to a stochastic block model. As a convergence criterion, we use

$$\frac{|\hat{\ell}(\boldsymbol{\alpha}^{(t+1)}; \boldsymbol{\theta}_1^{(t+1)}, \boldsymbol{\pi}^{(t+1)}) - \hat{\ell}(\boldsymbol{\alpha}^{(t)}; \boldsymbol{\theta}_1^{(t)}, \boldsymbol{\pi}^{(t)})|}{\hat{\ell}(\boldsymbol{\alpha}^{(t+1)}; \boldsymbol{\theta}_1^{(t+1)}, \boldsymbol{\pi}^{(t+1)})} < \gamma,$$

where  $\gamma > 0$  is a small constant. Upon convergence, we estimate the block membership indicators by  $\hat{z}_{i,k} = 1$  if  $k = \arg \max_{1 \leq l \leq K} \hat{\alpha}_{i,l}$  and  $\hat{z}_{i,k} = 0$  otherwise ( $i = 1, \dots, n$ ,  $k = 1, \dots, K$ ), where  $\hat{\boldsymbol{\alpha}}$  denotes the final value of  $\boldsymbol{\alpha}$ .

**Step 2** We estimate  $\boldsymbol{\theta}$  given  $\hat{\mathbf{z}}$  by using the Monte Carlo maximum likelihood methods (Hunter and Handcock, 2006). Monte Carlo maximum likelihood methods exploit the fact that the loglikelihood function induced by  $\hat{\mathbf{z}}$ , which is defined by

$$\ell_{\hat{\mathbf{z}}}(\boldsymbol{\theta}) = \log p_{\boldsymbol{\eta}(\boldsymbol{\theta}, \hat{\mathbf{z}})}(\mathbf{x}) - \log p_{\boldsymbol{\eta}(\boldsymbol{\theta}_0, \hat{\mathbf{z}})}(\mathbf{x}),$$

can be written as

$$\ell_{\hat{\mathbf{z}}}(\boldsymbol{\theta}) = \langle \boldsymbol{\eta}(\boldsymbol{\theta}, \hat{\mathbf{z}}) - \boldsymbol{\eta}(\boldsymbol{\theta}_0, \hat{\mathbf{z}}), s(\mathbf{x}) \rangle - \log \mathbb{E}_{\boldsymbol{\eta}(\boldsymbol{\theta}_0, \hat{\mathbf{z}})} \exp(\langle \boldsymbol{\eta}(\boldsymbol{\theta}, \hat{\mathbf{z}}) - \boldsymbol{\eta}(\boldsymbol{\theta}_0, \hat{\mathbf{z}}), s(\mathbf{X}) \rangle),$$

where  $\boldsymbol{\theta}_0$  is a fixed parameter vector (e.g.,  $\boldsymbol{\theta}_0$  may be an educated guess of  $\boldsymbol{\theta}^*$ ). In general, the expectation  $\mathbb{E}_{\boldsymbol{\eta}(\boldsymbol{\theta}_0, \hat{\mathbf{z}})}$  is intractable, but it can be estimated by a Monte Carlo sample average based on a Monte Carlo sample of graphs generated under  $\boldsymbol{\eta}(\boldsymbol{\theta}_0, \hat{\mathbf{z}})$ . Therefore, we can approximate  $\ell_{\hat{\mathbf{z}}}(\boldsymbol{\theta})$  by

$$\hat{\ell}_{\hat{\mathbf{z}}}(\boldsymbol{\theta}) = \langle \boldsymbol{\eta}(\boldsymbol{\theta}, \hat{\mathbf{z}}) - \boldsymbol{\eta}(\boldsymbol{\theta}_0, \hat{\mathbf{z}}), s(\mathbf{x}) \rangle - \log \hat{\mathbb{E}}_{\boldsymbol{\eta}(\boldsymbol{\theta}_0, \hat{\mathbf{z}})} \exp(\langle \boldsymbol{\eta}(\boldsymbol{\theta}, \hat{\mathbf{z}}) - \boldsymbol{\eta}(\boldsymbol{\theta}_0, \hat{\mathbf{z}}), s(\mathbf{X}) \rangle),$$

where  $\hat{\mathbb{E}}_{\boldsymbol{\eta}(\boldsymbol{\theta}_0, \hat{\mathbf{z}})}$  is a Monte Carlo approximation of  $\mathbb{E}_{\boldsymbol{\eta}(\boldsymbol{\theta}_0, \hat{\mathbf{z}})}$  based on a Monte Carlo sample of graphs generated by using  $\boldsymbol{\eta}(\boldsymbol{\theta}_0, \hat{\mathbf{z}})$ . Hence  $\boldsymbol{\theta}$  given  $\hat{\mathbf{z}}$  can be estimated by

$$\hat{\boldsymbol{\theta}} = \arg \max_{\boldsymbol{\theta} \in \boldsymbol{\Theta}} \hat{\ell}_{\hat{\mathbf{z}}}(\boldsymbol{\theta}).$$

Additional details on Monte Carlo maximum likelihood methods can be found in Hunter and Handcock (2006). We note that the local dependence of the model facilitates parallel computing, which is discussed in the following paragraph. Standard errors of  $\hat{\boldsymbol{\theta}}$  can be based on the estimated Fisher information matrix, although such standard errors are conditional on the estimated block structure  $\hat{\mathbf{z}}$  and therefore do not reflect the uncertainty about  $\hat{\mathbf{z}}$ . A parametric bootstrap approach would be an interesting approach for capturing the additional uncertainty due to  $\hat{\mathbf{z}}$ , but it would be time-consuming.

**Parallel computing** In Step 1, the maximization of the minorizing function amounts to  $n$  quadratic programming problems, which can be solved in parallel. In Step 2, the local dependence induced by the model implies that the contributions of the between- and within-block subgraphs to the loglikelihood function and its gradient and Hessian can be computed in parallel. Hence both steps can be implemented in parallel, which suggests that the two-step likelihood-based method can be used on a massive scale as long as the blocks are not too large and multi-core computers or computing clusters are available.

## 5 Simulation results

We first compare the two-step likelihood-based approach to the Bayesian approach of Schweinberger and Handcock (2015), which is implemented in R package `hergm` (Schweinberger and Luna, 2018) and is the gold standard for estimating models with local dependence. In fact, no other method is publicly available, although two alternative methods have been explored, both of which are more heuristic and less scalable, and neither of which is publicly available (Wang et al., 2018; Cao et al., 2018). The Bayesian approach is based on auxiliary-variable Markov chain Monte Carlo methods. A description of the Bayesian approach is space-consuming and hence beyond the scope of our paper. Details can be found in Schweinberger and Handcock (2015).

To compare the two-step likelihood-based approach to the Bayesian approach, we focus on random graphs with  $n = 30$  nodes and  $K = 3$  blocks, because the Bayesian approach is

	Two-step likelihood-based approach	Bayesian approach
$n = 30, K = 3$ , balanced	46.6	14,735.1
$n = 30, K = 3$ , unbalanced	48.3	17,853.2

Table 2: Computing time in seconds: two-step likelihood-based approach versus Bayesian approach. The two-step likelihood-based approach did not exploit parallel computing in Step 1, but exploited 3 cores in Step 2 to deal with the  $K = 3$  within-block subgraphs.

too time-consuming to be applied to large networks. We consider two cases. In the first case, the balanced case, all 3 blocks contain 10 nodes. In the second case, the unbalanced case, the 3 blocks contain 5, 10, and 15 nodes, respectively. In addition to the Bayesian approach, we compare the two-step likelihood-based approach to a version of two-step likelihood-based approach where the variational methods in Step 1 are replaced by the spectral clustering method of Lei and Rinaldo (2015), which is an alternative to the variational methods, as mentioned in Section 4. To assess the performance of the two-step likelihood-based approach on large networks, we focus on random graphs with  $n = 2,500$  nodes in  $K = 100$  blocks. Once again, we consider two cases, the balanced case with 100 blocks of size 25 and the unbalanced case with 20 blocks of sizes 15, 20, 25, 30, and 35, respectively.

In each scenario, we generate 500 graphs from the model having within-block edges  $s_{1,k,k}(\mathbf{x}, \mathbf{z}) = \sum_{i < j}^n x_{i,j} z_{i,k} z_{j,k}$  and transitive edges  $s_{2,k,k}(\mathbf{x}, \mathbf{z}) = \sum_{i < j}^n x_{i,j} z_{i,k} z_{j,k} \max_{h \neq i,j} x_{i,h} x_{j,h} z_{h,k}$  and between-block edges  $s_{k,l}(\mathbf{x}, \mathbf{z}) = \sum_{i < j}^n x_{i,j} z_{i,k} z_{j,l}$  as sufficient statistics and natural parameters  $\eta_{1,k,k}(\boldsymbol{\theta}, \mathbf{z}) = \theta_1 \log n_k(\mathbf{z})$ ,  $\eta_{2,k,k}(\boldsymbol{\theta}, \mathbf{z}) = \theta_2 \log n_k(\mathbf{z})$ , and  $\eta_{1,k,l}(\boldsymbol{\theta}, \mathbf{z}) = \theta_3 \log n$ , where  $n_k(\mathbf{z})$  is the size of block  $k$  under  $\mathbf{z} \in \mathbb{Z}$ . We assume that the natural parameters  $\eta_{1,k,k}(\boldsymbol{\theta}, \mathbf{z})$ ,  $\eta_{2,k,k}(\boldsymbol{\theta}, \mathbf{z})$ , and  $\eta_{1,k,l}(\boldsymbol{\theta}, \mathbf{z})$  depend on the sizes of blocks, because we do not want to force small and large blocks to have the same natural parameters. The choice of the size-dependent parameterization used here is motivated by the sparsity of random graphs: e.g., in the case of classic random graphs which assume that edges are independent Bernoulli( $\mu$ ) random variables, it makes sense to assume that there exist  $c > 0$  and  $0 \leq \alpha \leq 1$  such that the expected number of edges of each node—which is given by  $(n - 1)\mu$ —is bounded above by  $c n^\alpha$ , because real-world networks are sparse. As a consequence,  $\mu$  should be of order  $n^\theta$  and  $\eta = \text{logit}(\mu)$  should be of order  $\log n^\theta = \theta \log n$ , where  $\theta = \alpha - 1 < 0$ . In more general models with edge terms as well as other model terms, all model terms should scale as the edge term, so that no model term can dominate any other model term. These considerations suggest that the natural parameters of within-block subgraphs should be of the form  $\eta_{i,k,k}(\boldsymbol{\theta}, \mathbf{z}) = \theta_i \log n_k(\mathbf{z})$  ( $i = 1, 2, k = 1, \dots, K$ ) and the natural parameters of between-block subgraphs should be of the form  $\eta_{1,k,l}(\boldsymbol{\theta}, \mathbf{z}) = \theta_3 \log n$  ( $k < l = 1, \dots, K$ ). We note that the size-dependent parameterization imposes a form of local sparsity on within-block subgraphs and a form of global sparsity on between-block subgraphs.

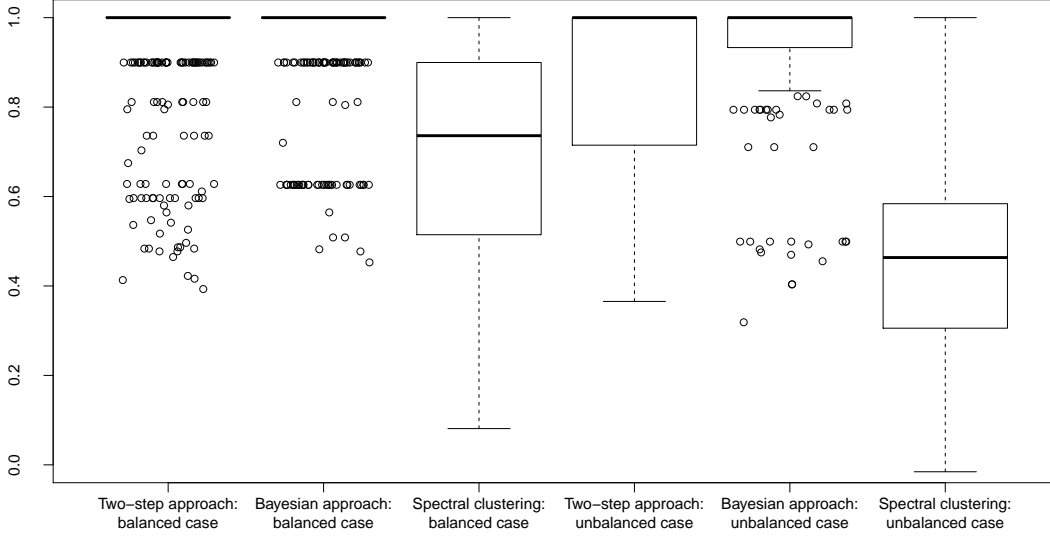


Figure 1: Agreement of estimated and data-generating block structure in terms of Yule’s  $\phi$ -coefficient based on 500 simulated graphs with  $n = 30$  nodes and  $K = 3$  blocks in the balanced and unbalanced case.

We compare the three methods described above in terms of block recovery by using Yule’s  $\phi$ -coefficient:

$$\phi(\mathbf{z}^*, \mathbf{z}) = \frac{n_{0,0} n_{1,1} - n_{0,1} n_{1,0}}{\sqrt{(n_{0,0} + n_{0,1})(n_{1,0} + n_{1,1})(n_{0,0} + n_{1,0})(n_{0,1} + n_{1,1})}},$$

where

$$n_{a,b} = n_{a,b}(\mathbf{z}^*, \mathbf{z}) = \sum_{i < j}^n \mathbb{1}(\mathbb{1}(\mathbf{z}_i^* = \mathbf{z}_j^*) = a) \mathbb{1}(\mathbb{1}(\mathbf{z}_i = \mathbf{z}_j) = b), \quad a, b \in \{0, 1\}.$$

Here,  $\mathbb{1}(\cdot)$  is an indicator function, which is 1 if the statement in parentheses is true and is 0 otherwise. It is worth noting that Yule’s  $\phi$ -coefficient is invariant to the labeling of the blocks and is bounded above by 1, where 1 indicates perfect agreement of the data-generating and estimated block structure.

In the small-network scenario, we generate data by using between-block natural parameters  $\eta_{1,k,l}(\boldsymbol{\theta}^*, \mathbf{z}^*) = -.882 \log n$  and within-block natural parameters  $\eta_{1,k,k}(\boldsymbol{\theta}^*, \mathbf{z}^*) = -.434 \log n_k(\mathbf{z}^*)$  and  $\eta_{2,k,k}(\boldsymbol{\theta}^*, \mathbf{z}^*) = .217 \log n_k(\mathbf{z}^*)$ . According to Figure 1, the two-step likelihood-based approach is almost as good as the Bayesian approach in terms of block recovery in the balanced case but worse in the unbalanced case. The worse performance in the unbalanced case may be due to the fact that there are smaller blocks in the unbalanced case and recovering small blocks is more challenging than recovering



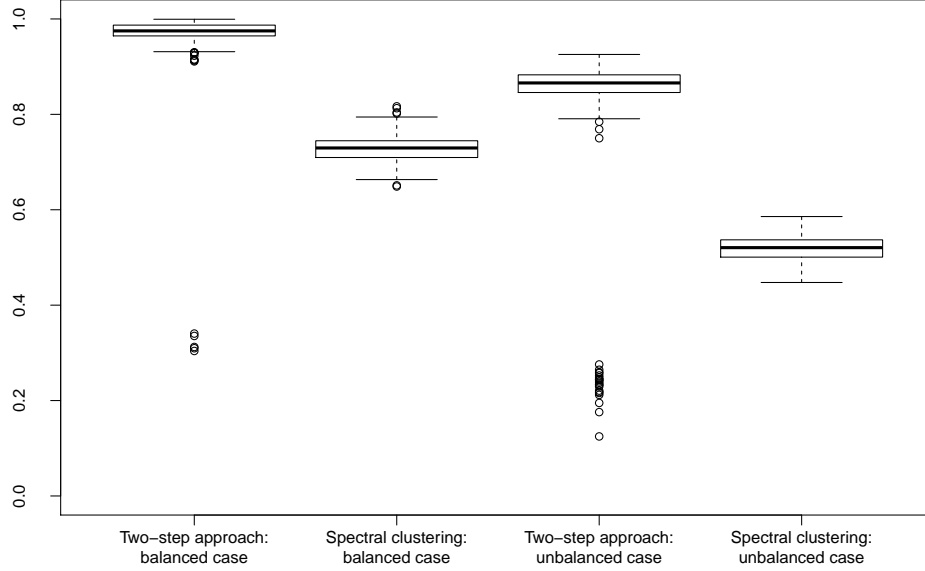


Figure 2: Agreement of estimated and data-generating block structure in terms of Yule’s  $\phi$ -coefficient based on 500 simulated graphs with  $n = 2,500$  nodes and  $K = 100$  blocks in the balanced and unbalanced case.

large blocks. However, while the Bayesian approach has an advantage in the unbalanced case, Table 2 shows that the cost of the improvement in block recovery is excessive: the computing time of the Bayesian approach is 370 times higher than the computing time of the two-step likelihood-based approach.

In the second scenario, we generate data by using  $\eta_{1,k,k}(\boldsymbol{\theta}^*, \mathbf{z}^*) = -.621 \log n_k(\mathbf{z}^*)$ ,  $\eta_{2,k,k}(\boldsymbol{\theta}^*, \mathbf{z}^*) = .311 \log n_k(\mathbf{z}^*)$ , and  $\eta_{1,k,l}(\boldsymbol{\theta}^*, \mathbf{z}^*) = -.511 \log n$ . Figure 2 shows that the two-step likelihood-based approach outperforms spectral clustering in terms of block recovery in most cases. In the few cases where spectral clustering outperforms the two-step likelihood-based approach, the variational algorithms may have become trapped in local maxima.

Last, but not least, we assess the performance of the two-step likelihood-based approach in terms of parameter recovery. Figure 3 shows that the estimated parameters are close to the data-generating parameter vectors, and more so when the number of blocks is large. Once again, in the few cases where estimates are far from the data-generating parameter vector, the variational algorithms may have become trapped in local maxima. In such cases, the block recovery can be poor, which in turn affects the parameter recovery.

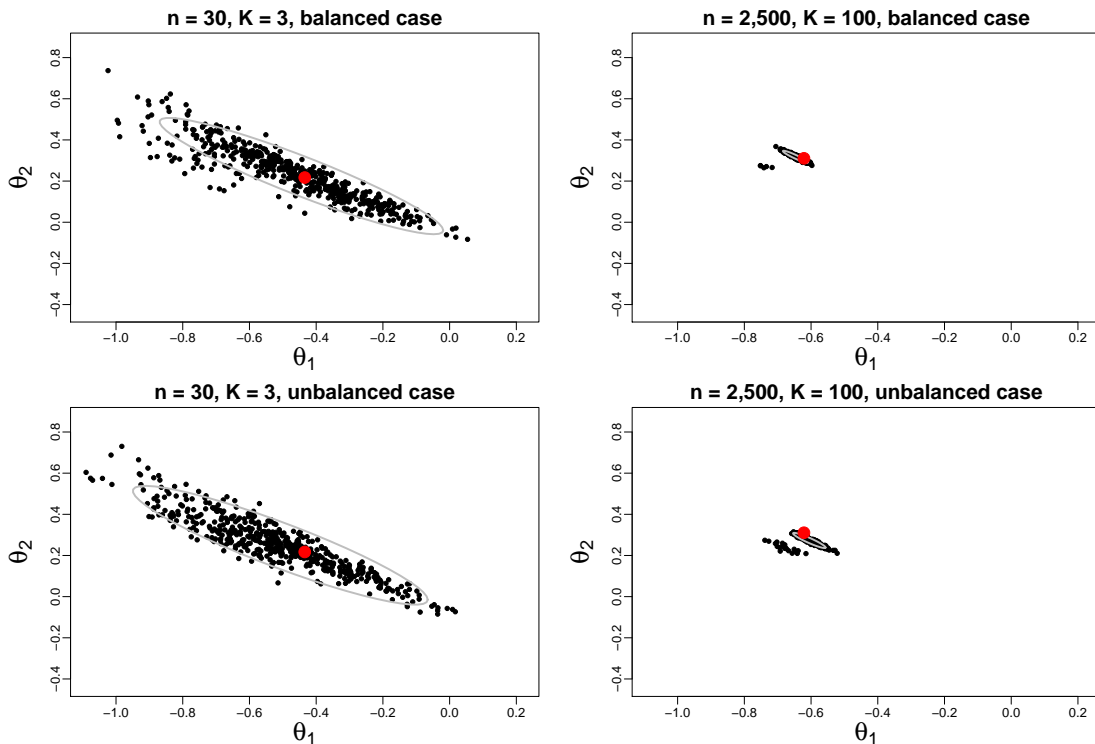


Figure 3: Estimates of parameter vector  $\theta$  based on small and large networks in the balanced and unbalanced case; note that the size-invariant parameter vector  $\theta$  should not be confused with the size-dependent natural parameter vector  $\eta(\theta, z)$ . The red circles indicate the data-generating parameter vectors. The ellipses correspond to 95% quantiles of the fitted bivariate  $t$ -distribution.

## 6 Amazon product recommendation network

We use the two-step likelihood-based approach to shed light on the structure of a large Amazon product recommendation network that is not captured by stochastic block models. The data on the Amazon product recommendation network were collected by Yang and Leskovec (2015) and can be downloaded from the website

<http://snap.stanford.edu/data/com-Amazon.html>

The network consists of products listed at [www.amazon.com](http://www.amazon.com). Two products  $i$  and  $j$  are connected by an edge if  $i$  and  $j$  are frequently purchased together according to the “Customers Who Bought This Item Also Bought” feature at [www.amazon.com](http://www.amazon.com). Amazon assigns all products to categories, which we consider to be ground-truth blocks. We use a subset of the network consisting of the top 500 non-overlapping categories with 10 to 80 products, where the ranking of categories is based on Yang and Leskovec (2015). The resulting network consists of 10,448 products and 33,537 edges.

To model the Amazon product recommendation network, we take advantage of curved exponential-family random graph models with within-block edge and geometrically weighted

degree and edgewise shared partner terms (Snijders et al., 2006; Hunter and Handcock, 2006; Hunter et al., 2008). The resulting models are more general than the showcase example used in Sections 2 and 3—the model with within-block edge and transitive edge terms—and ensure that, for each pair of products, the added value of additional edges and triangles decays. In fact, transitive edge terms are special cases of geometrically weighted edgewise shared partner terms, and both of them are well-behaved alternatives to the ill-behaved triangle terms mentioned in Section 2. A full-fledged discussion of those models is beyond the scope of our paper. We refer the interested reader to the seminal papers of Snijders et al. (2006), Hunter and Handcock (2006), and Hunter et al. (2008).

The natural parameters of the within-block edge terms are given by

$$\eta_{1,k,k}(\boldsymbol{\theta}, \mathbf{z}) = \theta_1 \log n_k(\mathbf{z}),$$

where the logarithmic term  $\log n_k(\mathbf{z})$  arises from sparsity considerations and is a simple form of a size-dependent parameterization, as explained in Section 5. The within-block geometrically weighted degree terms are based on the number of products with  $t$  edges in block  $\mathcal{A}_k$ . The natural parameters of within-block geometrically weighted degree terms are given by

$$\eta_{2,k,k,t}(\boldsymbol{\theta}, \mathbf{z}) = \theta_2 \log n_k(\mathbf{z}) \exp(\theta_3) [1 - (1 - \exp(-\theta_3))^t], \quad t = 1, \dots, n_k(\mathbf{z}) - 1.$$

The within-block geometrically weighted edgewise shared partner terms are based on the number of connected pairs of products  $i$  and  $j$  in block  $\mathcal{A}_k$  such that  $i$  and  $j$  have  $t$  shared partners in block  $\mathcal{A}_k$ . The natural parameters of the within-block geometrically weighted edgewise shared partner terms are given by

$$\eta_{3,k,k,t}(\boldsymbol{\theta}, \mathbf{z}) = \theta_4 \log n_k(\mathbf{z}) \exp(\theta_5) [1 - (1 - \exp(-\theta_5))^t], \quad t = 1, \dots, n_k(\mathbf{z}) - 2.$$

To reduce computing time, it is convenient to truncate the two geometrically weighted model terms by setting  $\eta_{2,k,k,t}(\boldsymbol{\theta}, \mathbf{z}) = 0$ ,  $t = 21, \dots, n_k(\mathbf{z}) - 1$ , and  $\eta_{3,k,k,t}(\boldsymbol{\theta}, \mathbf{z}) = 0$ ,  $t = 13, \dots, n_k(\mathbf{z}) - 2$ . The two thresholds 21 and 13 are motivated by the fact that no product has 21 or more edges and less than 1% of all pairs of products has 13 or more edgewise shared partners. Last, but not least, the natural parameters of the between-block edge terms are given by

$$\eta_{1,k,l}(\boldsymbol{\theta}, \mathbf{z}) = \theta_6 \log n, \quad k < l.$$

The resulting exponential family is a curved exponential family (Hunter and Handcock, 2006), because the natural parameter vector  $\boldsymbol{\eta}(\boldsymbol{\theta}, \mathbf{z})$  of the exponential family is a nonlinear function of  $\boldsymbol{\theta}$  given  $\mathbf{z} \in \mathbb{Z}$ . The natural parameter vector  $\boldsymbol{\eta}(\boldsymbol{\theta}, \mathbf{z})$  depends on the sizes of blocks, because we do not want to force small and large blocks to have the same natural parameters, as explained in Section 5.

The curved exponential-family model specified above can capture an excess in the expected number of triangles within blocks relative to stochastic block models, while ensuring

Term	Estimate	S.E.	Estimate	S.E.
Within-block edges $\theta_1$	-.368	.002	-1.411	.009
Within-block degrees $\theta_2$			.800	.022
Within-block degrees $\theta_3$			.804	.029
Within-block shared partners $\theta_4$			.318	.003
Within-block shared partners $\theta_5$			1.065	.004
Between-block edges $\theta_6$	-1.197	.004	-1.197	.004

Table 3: Monte Carlo maximum likelihood estimates and standard errors (S.E.) of  $\theta_1, \dots, \theta_6$  estimated from the Amazon product recommendation network with 10,448 products; note that  $\boldsymbol{\theta} = (\theta_1, \dots, \theta_6)$  should not be confused with the size-dependent natural parameter vector  $\boldsymbol{\eta}(\boldsymbol{\theta}, \mathbf{z})$ .

that, for each pair of products, the added value of additional edges and triangles within blocks decays (Schweinberger, 2018). An excess in the expected number of triangles within blocks relative to stochastic block models can arise when, e.g., (a) three products are similar (e.g., three books on the same topic); (b) three products are dissimilar but complement each other (e.g., a bicycle helmet, head light, and tail light); (c) three products, either similar or dissimilar, were produced by the same source (e.g., three books written by the same author); and (d) when customers become aware that products  $i$  and  $j$  and products  $j$  and  $k$  tend to be co-purchased, some customers might start co-purchasing  $i$  and  $k$  even though Amazon might not recommend co-purchases of  $i$  and  $k$ : e.g., when a new product  $i$  is introduced (e.g., a novel) and product  $i$  is known to be related to product  $j$  (e.g., a novel by the same author), and product  $j$  tends to be co-purchased with product  $k$  (e.g., a classic novel), then customers might start co-purchasing  $i$  and  $k$  even though Amazon might not recommend co-purchases of  $i$  and  $k$ .

Since we know the number of ground-truth blocks, we set  $K = 500$  and estimate the block structure by using the two-step likelihood-based approach. To assess the performance of the two-step likelihood-based approach in terms of block recovery, we use Yule’s  $\phi$ -coefficient. Yule’s  $\phi$ -coefficient turns out to be .964, which indicates near-perfect recovery of the ground-truth block structure. The Monte Carlo maximum likelihood estimates and standard errors of  $\theta_1, \dots, \theta_6$  are shown in Table 3 and suggest that there is evidence for transitivity. The observed tendency toward transitivity has at least two advantages in practice. First, it suggests that Amazon might be able to improve recommendations by recommending customers of product  $i$  to purchase product  $k$  provided that  $i$  and  $k$  are connected to at least one other product, even though products  $i$  and  $k$  might not have been co-purchased in the past (see, e.g., example (d) above:  $i$  or  $k$  or both might be new products known to be related to existing products). Second, it suggests that Amazon might be able to partition large categories into small subcategories based on the transitive structure within categories.

To demonstrate that the curved exponential-family random graph model considered here

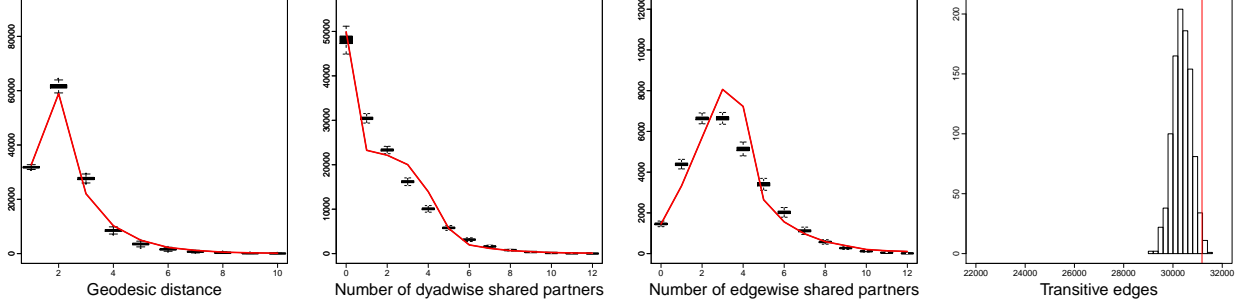


Figure 4: Amazon product recommendation network with 10,448 products: goodness-of-fit of curved exponential-family random graph model. The red lines indicate observed values of statistics.

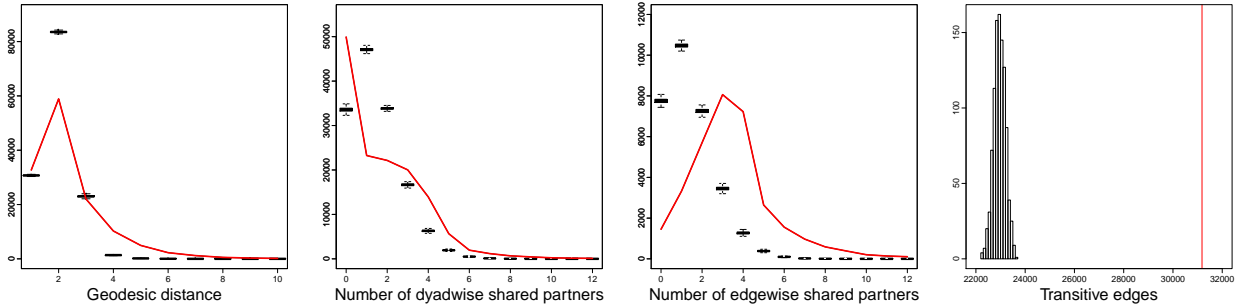


Figure 5: Amazon product recommendation network with 10,448 products: goodness-of-fit of stochastic block models. The red lines indicate observed values of statistics.

can capture structural features of networks that simple models, such as stochastic block models, cannot capture, we compare the goodness-of-fit of the curved exponential-family random graph model to the goodness-of-fit of stochastic block models. Since the two models impose the same probability law on between-block subgraphs, it is natural to compare the two models in terms of goodness-of-fit with respect to within-block subgraphs. We assess the goodness-of-fit of the two models in terms of the within-block geodesic distances of pairs of products, i.e., the length of the shortest path between pairs of products in the same block; the numbers of within-block dyadwise shared partners, i.e., the number of unconnected or connected pairs of products with  $i$  shared partners in the same block; the numbers of within-block edgewise shared partners, i.e., the number of connected pairs of products with  $i$  shared partners in the same block; and the number of transitive edges, i.e., the number of pairs of products with at least one shared partner in the same block. Figures 4 and 5 compare the goodness-of-fit of the two models based on 1,000 graphs simulated from the estimated models. The figures suggest that the curved exponential-family random graph model considered here is superior to the stochastic block model in terms of both connectivity and transitivity.

## 7 Discussion

The two-step likelihood-based approach proposed here enables large-scale estimation of models with local dependence and unknown blocks provided that the number of blocks  $K$  is known. An important direction of future research are methods for selecting  $K$  when  $K$  is unknown. We note that even in the special case of stochastic block models, the issue of selecting  $K$  has not received much attention—with the exception of recent work by Saldana et al. (2017) and Wang and Bickel (2017). Extending such methods to the more general models considered here would be most useful.

The proposed methods are implemented in R packages `hergm` (Schweinberger and Luna, 2018). A stable and user-friendly version will be released in the near future.

## Acknowledgements

We acknowledge support from the National Science Foundation (NSF) in the form of NSF awards DMS-1513644 (BS, MS) and DMS-1812119 (MS).

## References

- Amini, A. A., Chen, A., Bickel, P. J., and Levina, E. (2013), “Pseudo-likelihood methods for community detection in large sparse networks,” *The Annals of Statistics*, 41, 2097–2122.
- Atchade, Y. F., Lartillot, N., and Robert, C. (2013), “Bayesian computation for statistical models with intractable normalizing constants,” *Brazilian Journal of Probability and Statistics*, 27, 416–436.
- Besag, J. (1974), “Spatial interaction and the statistical analysis of lattice systems,” *Journal of the Royal Statistical Society, Series B*, 36, 192–225.
- Bickel, P. J., and Chen, A. (2009), “A nonparametric view of network models and Newman-Girvan and other modularities,” in *Proceedings of the National Academy of Sciences*, Vol. 106, pp. 21068–21073.
- Bickel, P. J., Chen, A., and Levina, E. (2011), “The method of moments and degree distributions for network models,” *The Annals of Statistics*, 39, 2280–2301.
- Bickel, P. J., Choi, D., Chang, X., and Zhang, H. (2013), “Asymptotic normality of maximum likelihood and its variational approximation for stochastic blockmodels,” *The Annals of Statistics*, 41, 1922–1943.
- Binkiewicz, N., Vogelstein, J. T., and Rohe, K. (2017), “Covariate-assisted spectral clustering,” *Biometrika*, 104, 361–377.

- Brown, L. (1986), *Fundamentals of Statistical Exponential Families: With Applications in Statistical Decision Theory*, Hayworth, CA, USA: Institute of Mathematical Statistics.
- Byshkin, M., Stivala, A., Mira, A., Robins, G., and Lomi, A. (2018), “Fast maximum likelihood estimation via equilibrium expectation for large network data,” *Scientific Reports*, 8, 2045–2322.
- Caimo, A., and Friel, N. (2011), “Bayesian inference for exponential random graph models,” *Social Networks*, 33, 41–55.
- Cao, M., Chen, J., Fujimoto, K., and Schweinberger, M. (2018), “A two-stage working model strategy for network analysis under Hierarchical Exponential Random Graph Models,” in *Proceedings of the 2018 IEEE/ACM International Conference on Advances in Social Networks Analysis and Mining*, pp. 290–298.
- Celisse, A., Daudin, J. J., and Pierre, L. (2012), “Consistency of maximum-likelihood and variational estimators in the stochastic block model,” *Electronic Journal of Statistics*, 6, 1847–1899.
- Chatterjee, S., and Diaconis, P. (2013), “Estimating and understanding exponential random graph models,” *The Annals of Statistics*, 41, 2428–2461.
- Choi, D. S., Wolfe, P. J., and Airoldi, E. M. (2012), “Stochastic blockmodels with growing number of classes,” *Biometrika*, 99, 273–284.
- Daudin, J. J., Picard, F., and Robin, S. (2008), “A mixture model for random graphs,” *Statistics and Computing*, 18, 173–183.
- Fienberg, S. E. (2012), “A brief history of statistical models for network analysis and open challenges,” *Journal of Computational and Graphical Statistics*, 21, 825–839.
- Frank, O., and Strauss, D. (1986), “Markov graphs,” *Journal of the American Statistical Association*, 81, 832–842.
- Goldenberg, A., Zheng, A. X., Fienberg, S. E., and Airoldi, E. M. (2009), “A survey of statistical network models,” *Foundations and Trends in Machine Learning*, 2, 129–233.
- Häggström, O., and Jonasson, J. (1999), “Phase transition in the random triangle model,” *Journal of Applied Probability*, 36, 1101–1115.
- Handcock, M. S. (2003), “Assessing degeneracy in statistical models of social networks,” Tech. rep., Center for Statistics and the Social Sciences, University of Washington, [www.csss.washington.edu/Papers](http://www.csss.washington.edu/Papers).

- Handcock, M. S., Raftery, A. E., and Tantrum, J. M. (2007), “Model-based clustering for social networks,” *Journal of the Royal Statistical Society, Series A (with discussion)*, 170, 301–354.
- Harris, J. K. (2013), *An Introduction to Exponential Random Graph Modeling*, Thousand Oaks, California: Sage.
- Hoff, P. D., Raftery, A. E., and Handcock, M. S. (2002), “Latent space approaches to social network analysis,” *Journal of the American Statistical Association*, 97, 1090–1098.
- Hummel, R. M., Hunter, D. R., and Handcock, M. S. (2012), “Improving simulation-based algorithms for fitting ERGMs,” *Journal of Computational and Graphical Statistics*, 21, 920–939.
- Hunter, D. R., Goodreau, S. M., and Handcock, M. S. (2008), “Goodness of fit of social network models,” *Journal of the American Statistical Association*, 103, 248–258.
- Hunter, D. R., and Handcock, M. S. (2006), “Inference in curved exponential family models for networks,” *Journal of Computational and Graphical Statistics*, 15, 565–583.
- Hunter, D. R., Krivitsky, P. N., and Schweinberger, M. (2012), “Computational statistical methods for social network models,” *Journal of Computational and Graphical Statistics*, 21, 856–882.
- Hunter, D. R., and Lange, K. (2004), “A tutorial on MM algorithms,” *The American Statistician*, 58, 30–38.
- Jin, I. H., and Liang, F. (2013), “Fitting social network models using varying truncation stochastic approximation MCMC algorithm,” *Journal of Computational and Graphical Statistics*, 22, 927–952.
- Jonasson, J. (1999), “The random triangle model,” *Journal of Applied Probability*, 36, 852–876.
- Kolaczyk, E. D. (2009), *Statistical Analysis of Network Data: Methods and Models*, New York: Springer-Verlag.
- Krivitsky, P. N. (2017), “Using contrastive divergence to seed Monte Carlo MLE for exponential-family random graph models,” *Computational Statistics and Data Analysis*, 107, 149–161.
- Lazega, E., and Snijders, T. A. B. (eds.) (2016), *Multilevel Network Analysis for the Social Sciences*, Switzerland: Springer-Verlag.
- Lei, J., and Rinaldo, A. (2015), “Consistency of spectral clustering in stochastic block models,” *The Annals of Statistics*, 43, 215–237.



- Liang, F., Jin, I. H., Song, Q., and Liu, J. S. (2016), “An adaptive exchange algorithm for sampling from distributions with intractable normalizing constants,” *Journal of the American Statistical Association*, 111, 377–393.
- Lusher, D., Koskinen, J., and Robins, G. (2013), *Exponential Random Graph Models for Social Networks*, Cambridge, UK: Cambridge University Press.
- Mele, A. (2017), “A structural model of dense network formation,” *Econometrica*, 85, 825–850.
- Nowicki, K., and Snijders, T. A. B. (2001), “Estimation and prediction for stochastic block-structures,” *Journal of the American Statistical Association*, 96, 1077–1087.
- Okabayashi, S., and Geyer, C. J. (2012), “Long range search for maximum likelihood in exponential families,” *Electronic Journal of Statistics*, 6, 123–147.
- Priebe, C. E., Sussman, D. L., Tang, M., and Vogelstein, J. T. (2012), “Statistical inference on errorfully observed graphs,” *Journal of the American Statistical Association*, 107, 1119–1128.
- Rohe, K., Chatterjee, S., and Yu, B. (2011), “Spectral clustering and the high-dimensional stochastic block model,” *The Annals of Statistics*, 39, 1878–1915.
- Rohe, K., Qin, T., and Fan, H. (2014), “The highest-dimensional stochastic block model with a regularized estimator,” *Statistica Sinica*, 24, 1771–1786.
- Saldana, D. F., Yu, Y., and Feng, Y. (2017), “How many communities are there?” *Journal of Computational and Graphical Statistics*, 26, 171–181.
- Salter-Townshend, M., White, A., Gollini, I., and Murphy, T. B. (2012), “Review of statistical network analysis: models, algorithms, and software,” *Statistical Analysis and Data Mining*, 5, 243–264.
- Schweinberger, M. (2011), “Instability, sensitivity, and degeneracy of discrete exponential families,” *Journal of the American Statistical Association*, 106, 1361–1370.
- (2018), “Consistent structure estimation of exponential-family random graph models with block structure,” Available at <https://arxiv.org/abs/1702.07801>.
- Schweinberger, M., and Handcock, M. S. (2015), “Local dependence in random graph models: characterization, properties and statistical inference,” *Journal of the Royal Statistical Society, Series B*, 77, 647–676.
- Schweinberger, M., and Luna, P. (2018), “HERGM: Hierarchical exponential-family random graph models,” *Journal of Statistical Software*, 85, 1–39.

- Schweinberger, M., and Stewart, J. (2019), “Concentration and consistency results for canonical and curved exponential-family models of random graphs,” *The Annals of Statistics*, to appear.
- Sewell, D. K., and Chen, Y. (2015), “Latent space models for dynamic networks,” *Journal of the American Statistical Association*, 110, 1646–1657.
- Snijders, T. A. B. (2002), “Markov chain Monte Carlo estimation of exponential random graph models,” *Journal of Social Structure*, 3, 1–40.
- (2007), “Contribution to the discussion of Handcock, M.S., Raftery, A.E., and J.M. Tantrum, Model-based clustering for social networks,” *Journal of the Royal Statistical Society, Series A*, 170, 322–324.
- Snijders, T. A. B., Pattison, P. E., Robins, G. L., and Handcock, M. S. (2006), “New specifications for exponential random graph models,” *Sociological Methodology*, 36, 99–153.
- Strauss, D. (1986), “On a general class of models for interaction,” *SIAM Review*, 28, 513–527.
- Strauss, D., and Ikeda, M. (1990), “Pseudolikelihood estimation for social networks,” *Journal of the American Statistical Association*, 85, 204–212.
- Tan, L. S. L., and Friel, N. (2018), “Bayesian variational inference for exponential random graph models,” ArXiv:1811.04249.
- Thiemichen, S., and Kauermann, G. (2017), “Stable exponential random graph models with non-parametric components for large dense networks,” *Social Networks*, 49, 67–80.
- Vu, D. Q., Hunter, D. R., and Schweinberger, M. (2013), “Model-based clustering of large networks,” *The Annals of Applied Statistics*, 7, 1010–1039.
- Wang, Y., Fang, H., Yang, D., Zhao, H., and Deng, M. (2018), “Network clustering analysis using mixture exponential-family random graph models and its application in genetic interaction data,” *IEEE/ACM Transactions on Computational Biology and Bioinformatics*, doi: 10.1109/TCBB.2017.2743711.
- Wang, Y. X., and Bickel, P. J. (2017), “Likelihood-based model selection for stochastic block models,” *The Annals of Statistics*, 45, 500–528.
- Yang, J., and Leskovec, J. (2015), “Defining and evaluating network communities based on ground-truth,” *Knowledge and Information Systems*, 42, 181–213.

# Supplement:

## Large-scale estimation of random graph models with local dependence

Sergii Babkin

Michael Schweinberger

### Proofs of theoretical results

We prove Theorems 1 and 2 of Section 3. To prove them, we need three additional results, Lemma 1 and Propositions 1 and 2. To state them, let

$$g(\mathbf{x}; \boldsymbol{\theta}, \mathbf{z}) = \log p_{\boldsymbol{\eta}(\boldsymbol{\theta}, \mathbf{z})}(\mathbf{x}) - \log p_{\boldsymbol{\eta}(\boldsymbol{\theta}_1, \boldsymbol{\theta}_2 = \mathbf{0}, \mathbf{z})}(\mathbf{x}),$$

where  $g(\mathbf{x}; \boldsymbol{\theta}, \mathbf{z})$  is considered as a function of  $\mathbf{x} \in \mathbb{X}$  for fixed  $(\boldsymbol{\theta}, \mathbf{z}) \in \boldsymbol{\Theta} \times \mathbb{Z}$ . Observe that the expectation  $\mathbb{E} s(\mathbf{X})$  of the sufficient statistic vector  $s(\mathbf{X})$  exists as long as the data-generating natural parameter vector  $\boldsymbol{\eta}(\boldsymbol{\theta}^*, \mathbf{z}^*)$  is contained in the interior of the natural parameter space of the exponential family (Brown, 1986, Theorem 2.2, pp. 34–35). As a consequence, the expectations  $\mathbb{E} \log p_{\boldsymbol{\eta}(\boldsymbol{\theta}, \mathbf{z})}(\mathbf{X})$  and  $\mathbb{E} g(\mathbf{X}; \boldsymbol{\theta}, \mathbf{z})$  exist, because

$$\mathbb{E} \log p_{\boldsymbol{\eta}(\boldsymbol{\theta}, \mathbf{z})}(\mathbf{X}) = \langle \boldsymbol{\eta}(\boldsymbol{\theta}, \mathbf{z}), \mathbb{E} s(\mathbf{X}) \rangle - \psi(\boldsymbol{\eta}(\boldsymbol{\theta}, \mathbf{z}))$$

and

$$\mathbb{E} g(\mathbf{X}; \boldsymbol{\theta}, \mathbf{z}) = \mathbb{E} \log p_{\boldsymbol{\eta}(\boldsymbol{\theta}, \mathbf{z})}(\mathbf{X}) - \mathbb{E} \log p_{\boldsymbol{\eta}(\boldsymbol{\theta}_1, \boldsymbol{\theta}_2 = \mathbf{0}, \mathbf{z})}(\mathbf{X}).$$

We first state Lemma 1 and Propositions 1 and 2 and then prove Theorems 1 and 2.

**Lemma 1.** *Consider a model with local dependence. Let  $f : \mathbb{X} \times \mathbb{Z} \mapsto \mathbb{R}$  be a function of within-block edge variables  $(X_{i,j})_{i < j: \mathbf{z}_i = \mathbf{z}_j}^n$  that is Lipschitz with respect to the Hamming metric  $d : \mathbb{X} \times \mathbb{X} \mapsto \{0, 1, 2, \dots\}$  with Lipschitz coefficient  $\|f\|_{Lip} > 0$  and  $\mathbb{E} f(\mathbf{X}; \mathbf{z}) < \infty$ . Then there exists a universal constant  $c > 0$  such that, for all  $\mathbf{z} \in \mathbb{Z}$  and all  $t > 0$ ,*

$$\mathbb{P}(|f(\mathbf{X}; \mathbf{z}) - \mathbb{E} f(\mathbf{X}; \mathbf{z})| \geq t) \leq 2 \exp \left( - \frac{t^2}{c K m(\mathbf{z})^2 \|\mathcal{A}\|_\infty^4 \|f\|_{Lip}^2} \right).$$

**PROOF OF LEMMA 1.** The proof of Lemma 1 resembles the proof of Proposition 1 of Schweinberger and Stewart (2019) step by step and is therefore omitted.

**Proposition 1.** *Consider a model with local dependence satisfying conditions [C.1] and [C.2]. Choose  $\epsilon \in (0, 1)$  as small as desired. Then there exists a universal constant  $c > 0$  such that*

$$\mathbb{P} \left( \max_{\mathbf{z} \in \mathbb{S}} |g(\mathbf{X}; \boldsymbol{\theta}, \mathbf{z}) - \mathbb{E} g(\mathbf{X}; \boldsymbol{\theta}, \mathbf{z})| \geq c \sqrt{-\log \frac{\epsilon}{2} + n \log K} \sqrt{K} m(\mathbb{S})^2 \|\mathcal{A}\|_\infty^2 \log n \right) \leq \epsilon.$$

PROOF OF PROPOSITION 1. To show that the probability mass of  $g(\mathbf{X}; \boldsymbol{\theta}, \mathbf{z})$  concentrates around its expectation  $\mathbb{E} g(\mathbf{X}; \boldsymbol{\theta}, \mathbf{z})$ , observe that the Lipschitz coefficient of the function  $g : \mathbb{X} \times \boldsymbol{\Theta} \times \mathbb{Z} \mapsto \mathbb{R}$  with respect to the Hamming metric  $d : \mathbb{X} \times \mathbb{X} \mapsto \{0, 1, 2, \dots\}$  is defined by

$$\|g\|_{Lip} = \sup_{(\mathbf{x}_1, \mathbf{x}_2) \in \mathbb{X} \times \mathbb{X}: d(\mathbf{x}_1, \mathbf{x}_2) > 0} \frac{|g(\mathbf{x}_1; \boldsymbol{\theta}, \mathbf{z}) - g(\mathbf{x}_2; \boldsymbol{\theta}, \mathbf{z})|}{d(\mathbf{x}_1, \mathbf{x}_2)}.$$

Since the term  $\psi(\boldsymbol{\eta}(\boldsymbol{\theta}, \mathbf{z})) - \psi(\boldsymbol{\eta}(\boldsymbol{\theta}_1, \boldsymbol{\theta}_2 = \mathbf{0}, \mathbf{z}))$  of  $g(\mathbf{x}_1; \boldsymbol{\theta}, \mathbf{z})$  and  $g(\mathbf{x}_2; \boldsymbol{\theta}, \mathbf{z})$  cancels, we obtain

$$\frac{|g(\mathbf{x}_1; \boldsymbol{\theta}, \mathbf{z}) - g(\mathbf{x}_2; \boldsymbol{\theta}, \mathbf{z})|}{d(\mathbf{x}_1, \mathbf{x}_2)} = \frac{|\langle \boldsymbol{\eta}(\boldsymbol{\theta}, \mathbf{z}) - \boldsymbol{\eta}(\boldsymbol{\theta}_1, \boldsymbol{\theta}_2 = \mathbf{0}, \mathbf{z}), s(\mathbf{x}_1) - s(\mathbf{x}_2) \rangle|}{d(\mathbf{x}_1, \mathbf{x}_2)}.$$

By condition [C.1] and the fact that  $\boldsymbol{\eta}(\boldsymbol{\theta}, \mathbf{z}) - \boldsymbol{\eta}(\boldsymbol{\theta}_1, \boldsymbol{\theta}_2 = \mathbf{0}, \mathbf{z}) \in \mathbb{R}^{\dim(\boldsymbol{\eta})}$ , there exists  $c_0 > 0$  such that

$$\frac{|g(\mathbf{x}_1; \boldsymbol{\theta}, \mathbf{z}) - g(\mathbf{x}_2; \boldsymbol{\theta}, \mathbf{z})|}{d(\mathbf{x}_1, \mathbf{x}_2)} = \frac{|\langle \boldsymbol{\eta}(\boldsymbol{\theta}, \mathbf{z}) - \boldsymbol{\eta}(\boldsymbol{\theta}_1, \boldsymbol{\theta}_2 = \mathbf{0}, \mathbf{z}), s(\mathbf{x}_1) - s(\mathbf{x}_2) \rangle|}{d(\mathbf{x}_1, \mathbf{x}_2)} \leq c_0 m(\mathbf{z}) \log n.$$

Thus, the Lipschitz coefficient of the function  $g : \mathbb{X} \times \boldsymbol{\Theta} \times \mathbb{Z}$  is bounded above by

$$\|g\|_{Lip} \leq c_0 m(\mathbf{z}) \log n \leq c_0 m(\mathbb{S}) \log n \quad \text{for all } \mathbf{z} \in \mathbb{S}.$$

By applying Lemma 1 to the function  $g : \mathbb{X} \times \boldsymbol{\Theta} \times \mathbb{Z}$  of within-block edges with Lipschitz coefficient  $\|g\|_{Lip} \leq c_0 m(\mathbb{S}) \log n$ , we can conclude that there exists  $c > 0$  such that, for all  $t > 0$ ,

$$\mathbb{P}(|g(\mathbf{X}; \boldsymbol{\theta}, \mathbf{z}) - \mathbb{E} g(\mathbf{X}; \boldsymbol{\theta}, \mathbf{z})| \geq t) \leq 2 \exp \left( - \frac{t^2}{c^2 K m(\mathbb{S})^4 \|\mathcal{A}\|_\infty^4 (\log n)^2} \right).$$

A union bound over the  $|\mathbb{S}| \leq K^n$  block structures shows that

$$\mathbb{P} \left( \max_{\mathbf{z} \in \mathbb{S}} |g(\mathbf{X}; \boldsymbol{\theta}, \mathbf{z}) - \mathbb{E} g(\mathbf{X}; \boldsymbol{\theta}, \mathbf{z})| \geq t \right) \leq 2 \exp \left( - \frac{t^2}{c^2 K m(\mathbb{S})^4 \|\mathcal{A}\|_\infty^4 (\log n)^2} + n \log K \right).$$

Choose  $\epsilon \in (0, 1)$  as small as desired and let

$$t = c \sqrt{-\log \frac{\epsilon}{2} + n \log K} \sqrt{K} m(\mathbb{S})^2 \|\mathcal{A}\|_\infty^2 \log n > 0,$$

where  $c > 0$ . Then

$$\mathbb{P} \left( \max_{\mathbf{z} \in \mathbb{S}} |g(\mathbf{X}; \boldsymbol{\theta}, \mathbf{z}) - \mathbb{E} g(\mathbf{X}; \boldsymbol{\theta}, \mathbf{z})| \geq c \sqrt{-\log \frac{\epsilon}{2} + n \log K} \sqrt{K} m(\mathbb{S})^2 \|\mathcal{A}\|_\infty^2 \log n \right) \leq \epsilon.$$

**Proposition 2.** *Consider a model with local dependence satisfying conditions [C.1] and [C.2]. Then there exists a universal constant  $c > 0$  such that*

$$\max_{\mathbf{z} \in \mathbb{S}} |\mathbb{E} g(\mathbf{X}; \boldsymbol{\theta}, \mathbf{z})| \leq c K m(\mathbb{S})^2 \log n.$$

PROOF OF PROPOSITION 2. By definition,

$$\mathbb{E} g(\mathbf{X}; \boldsymbol{\theta}, \mathbf{z}) = \mathbb{E} \log p_{\boldsymbol{\eta}(\boldsymbol{\theta}, \mathbf{z})}(\mathbf{X}) - \mathbb{E} \log p_{\boldsymbol{\eta}(\boldsymbol{\theta}_1, \boldsymbol{\theta}_2 = \mathbf{0}, \mathbf{z})}(\mathbf{X}),$$

where, for all  $(\boldsymbol{\theta}, \mathbf{z}) \in \boldsymbol{\Theta} \times \mathbb{Z}$ ,

$$p_{\boldsymbol{\eta}(\boldsymbol{\theta}, \mathbf{z})}(\mathbf{x}) = \prod_{k=1}^K p_{\boldsymbol{\eta}(\boldsymbol{\theta}, \mathbf{z})}(\mathbf{x}_{k,k}) \prod_{l=1}^{k-1} \prod_{i,j: z_{i,k}=1, z_{j,l}=1}^n p_{\boldsymbol{\eta}(\boldsymbol{\theta}, \mathbf{z})}(x_{i,j}), \quad \mathbf{x} \in \mathbb{X}.$$

By construction of  $p_{\boldsymbol{\eta}(\boldsymbol{\theta}, \mathbf{z})}(\mathbf{x})$  and  $p_{\boldsymbol{\eta}(\boldsymbol{\theta}_1, \boldsymbol{\theta}_2 = \mathbf{0}, \mathbf{z})}(\mathbf{x})$ , the contributions of between-block subgraphs to the loglikelihood function are the same under both models, hence the expectation of the loglikelihood ratio reduces to the expectation of the loglikelihood ratio of within-block subgraphs:

$$\mathbb{E} \log p_{\boldsymbol{\eta}(\boldsymbol{\theta}, \mathbf{z})}(\mathbf{X}) - \mathbb{E} \log p_{\boldsymbol{\eta}(\boldsymbol{\theta}_1, \boldsymbol{\theta}_2 = \mathbf{0}, \mathbf{z})}(\mathbf{X}) = \sum_{k=1}^K [\mathbb{E} \log p_{\boldsymbol{\eta}(\boldsymbol{\theta}, \mathbf{z})}(\mathbf{X}_{k,k}) - \mathbb{E} \log p_{\boldsymbol{\eta}(\boldsymbol{\theta}_1, \boldsymbol{\theta}_2 = \mathbf{0}, \mathbf{z})}(\mathbf{X}_{k,k})].$$

By the triangle inequality,

$$|\mathbb{E} \log p_{\boldsymbol{\eta}(\boldsymbol{\theta}, \mathbf{z})}(\mathbf{X}) - \mathbb{E} \log p_{\boldsymbol{\eta}(\boldsymbol{\theta}_1, \boldsymbol{\theta}_2 = \mathbf{0}, \mathbf{z})}(\mathbf{X})| \leq \sum_{k=1}^K |\mathbb{E} \log p_{\boldsymbol{\eta}(\boldsymbol{\theta}, \mathbf{z})}(\mathbf{X}_{k,k}) - \mathbb{E} \log p_{\boldsymbol{\eta}(\boldsymbol{\theta}_1, \boldsymbol{\theta}_2 = \mathbf{0}, \mathbf{z})}(\mathbf{X}_{k,k})|.$$

The terms  $|\mathbb{E} \log p_{\boldsymbol{\eta}(\boldsymbol{\theta}, \mathbf{z})}(\mathbf{X}_{k,k}) - \mathbb{E} \log p_{\boldsymbol{\eta}(\boldsymbol{\theta}_1, \boldsymbol{\theta}_2 = \mathbf{0}, \mathbf{z})}(\mathbf{X}_{k,k})|$  can be bounded above by invoking the triangle inequality:

$$\begin{aligned} |\mathbb{E} \log p_{\boldsymbol{\eta}(\boldsymbol{\theta}, \mathbf{z})}(\mathbf{X}_{k,k}) - \mathbb{E} \log p_{\boldsymbol{\eta}(\boldsymbol{\theta}_1, \boldsymbol{\theta}_2 = \mathbf{0}, \mathbf{z})}(\mathbf{X}_{k,k})| &\leq |\langle \boldsymbol{\eta}_{k,k}(\boldsymbol{\theta}_{k,k}, \mathbf{z}) - \boldsymbol{\eta}_{k,k}(\boldsymbol{\theta}_{k,k,0}, \mathbf{z}), \mathbb{E} s_{k,k}(\mathbf{X}) \rangle| \\ &\quad + |\psi_{k,k}(\boldsymbol{\eta}_{k,k}(\boldsymbol{\theta}_{k,k}, \mathbf{z})) - \psi_{k,k}(\boldsymbol{\eta}_{k,k}(\boldsymbol{\theta}_{k,k,0}, \mathbf{z}))|, \end{aligned}$$

where  $\boldsymbol{\eta}_{k,k}(\boldsymbol{\theta}_{k,k}, \mathbf{z})$ ,  $s_{k,k}(\mathbf{x})$ , and  $\psi_{k,k}(\boldsymbol{\eta}_{k,k}(\boldsymbol{\theta}_{k,k}, \mathbf{z}))$  are the natural parameter vector, the sufficient statistics vector, and the log-normalizing constant of  $p_{\boldsymbol{\eta}(\boldsymbol{\theta}, \mathbf{z})}(\mathbf{X}_{k,k})$ , and  $\boldsymbol{\theta}_{k,k,0} = (\boldsymbol{\theta}_{1,k,k}, \boldsymbol{\theta}_{2,k,k} = \mathbf{0})$ . We bound the two terms on the right-hand side of the inequality above one by one.

*First term.* By condition [C.2], there exist  $c_1 > 0$  and  $c_2 > 0$  such that

$$\begin{aligned} |\langle \boldsymbol{\eta}_{k,k}(\boldsymbol{\theta}_{k,k}, \mathbf{z}) - \boldsymbol{\eta}_{k,k}(\boldsymbol{\theta}_{k,k,0}, \mathbf{z}), \mathbb{E} s_{k,k}(\mathbf{X}) \rangle| &\leq c_1 \|\boldsymbol{\theta}_{k,k} - \boldsymbol{\theta}_{k,k,0}\| m(\mathbf{z})^2 \log n \\ &\leq c_2 m(\mathbb{S})^2 \log n, \end{aligned}$$

where the last inequality follows from the assumption that  $\boldsymbol{\Theta}_{k,k}$  is compact.

*Second term.* By the mean-value theorem along with classic exponential-family properties, there exists  $\dot{\boldsymbol{\eta}}_{k,k} = \alpha \boldsymbol{\eta}_{k,k}(\boldsymbol{\theta}_{k,k}, \mathbf{z}) + (1 - \alpha) \boldsymbol{\eta}_{k,k}(\boldsymbol{\theta}_{k,k,0}, \mathbf{z})$  ( $0 < \alpha < 1$ ) such that

$$|\psi_{k,k}(\boldsymbol{\eta}_{k,k}(\boldsymbol{\theta}_{k,k}, \mathbf{z})) - \psi_{k,k}(\boldsymbol{\eta}_{k,k}(\boldsymbol{\theta}_{k,k,0}, \mathbf{z}))| = |\langle \boldsymbol{\eta}_{k,k}(\boldsymbol{\theta}_{k,k}, \mathbf{z}) - \boldsymbol{\eta}_{k,k}(\boldsymbol{\theta}_{k,k,0}, \mathbf{z}), \mathbb{E}_{\dot{\boldsymbol{\eta}}_{k,k}} s_{k,k}(\mathbf{X}) \rangle|.$$

It is worth noting that the existence of  $\dot{\boldsymbol{\eta}}_{k,k}$  is ensured by the fact that the natural parameter space of exponential families is convex (Theorem 1.13, Brown, 1986, p. 19), which implies that an element  $\dot{\boldsymbol{\eta}}_{k,k}$  in the interior of the natural parameter exists as long as  $\boldsymbol{\eta}_{k,k}(\boldsymbol{\theta}_{k,k}, \mathbf{z})$  and  $\boldsymbol{\eta}_{k,k}(\boldsymbol{\theta}_{k,k,0}, \mathbf{z})$  are contained in the interior of the natural parameter space. Therefore, the second term can be bounded along the same lines as the first term, which implies that there exist  $c_3 > 0$  such that

$$|\psi_{k,k}(\boldsymbol{\eta}_{k,k}(\boldsymbol{\theta}_{k,k}, \mathbf{z})) - \psi_{k,k}(\boldsymbol{\eta}_{k,k}(\boldsymbol{\theta}_{k,k,0}, \mathbf{z}))| \leq c_3 m(\mathbb{S})^2 \log n.$$

*Conclusion.* Collecting terms shows that there exist  $c > 0$  such that

$$\max_{\mathbf{z} \in \mathbb{S}} |\mathbb{E} g(\mathbf{X}; \boldsymbol{\theta}, \mathbf{z})| \leq c K m(\mathbb{S})^2 \log n.$$

Armed with Propositions 1 and 2, we can prove Theorem 1 and 2.

**PROOF OF THEOREM 1.** Theorem 1 is an application of Theorem 2. To prove Theorem 1, all we need to do verify conditions [C.1] and [C.2] of Theorem 2.

*Condition [C.1].* By the triangle inequality,

$$\begin{aligned} |\langle \boldsymbol{\eta}(\boldsymbol{\theta}, \mathbf{z}), s(\mathbf{x}_1) - s(\mathbf{x}_2) \rangle| &= \left| \sum_{k \leq l}^K \langle \boldsymbol{\eta}_{k,l}(\boldsymbol{\theta}), s_{k,l}(\mathbf{x}_1) - s_{k,l}(\mathbf{x}_2) \rangle \right| \\ &\leq \sum_{k \leq l}^K |\langle \boldsymbol{\eta}_{k,l}(\boldsymbol{\theta}), s_{k,l}(\mathbf{x}_1) - s_{k,l}(\mathbf{x}_2) \rangle| \leq \sum_{k < l}^K |\theta_{1,k,l}| |s_{1,k,l}(\mathbf{x}_1) - s_{1,k,l}(\mathbf{x}_2)| \\ &+ \sum_{k=1}^K |\theta_{1,k,k}| |s_{1,k,k}(\mathbf{x}_1) - s_{1,k,k}(\mathbf{x}_2)| + \sum_{k=1}^K |\theta_{2,k,k}| |s_{2,k,k}(\mathbf{x}_1) - s_{2,k,k}(\mathbf{x}_2)|. \end{aligned}$$

The first term is bounded above by  $c_1 d(\mathbf{x}_1, \mathbf{x}_2)$ , whereas the other two terms are bounded above by  $c_2 d(\mathbf{x}_1, \mathbf{x}_2) m(\mathbf{z})$ , which implies that

$$\begin{aligned} |\langle \boldsymbol{\eta}(\boldsymbol{\theta}, \mathbf{z}), s(\mathbf{x}_1) - s(\mathbf{x}_2) \rangle| &\leq c_1 d(\mathbf{x}_1, \mathbf{x}_2) + 2 c_2 d(\mathbf{x}_1, \mathbf{x}_2) m(\mathbf{z}) \\ &\leq \max(c_1, 2 c_2) d(\mathbf{x}_1, \mathbf{x}_2) m(\mathbf{z}) \end{aligned}$$

by the compactness of  $\boldsymbol{\Theta}_{k,l}$  ( $k \leq l = 1, \dots, K$ ). Thus, condition [C.1] is satisfied.

*Condition [C.2].* Condition [C.2] is satisfied, because

$$\begin{aligned} &|\langle \boldsymbol{\eta}_{k,l}(\boldsymbol{\theta}_{k,l,1}, \mathbf{z}) - \boldsymbol{\eta}_{k,l}(\boldsymbol{\theta}_{k,l,2}, \mathbf{z}), \mathbb{E}_{\boldsymbol{\eta}(\boldsymbol{\theta}, \mathbf{z})} s_{k,l}(\mathbf{X}) \rangle| \\ &\leq |\theta_{1,k,l,1} - \theta_{1,k,l,2}| \mathbb{E}_{\boldsymbol{\eta}(\boldsymbol{\theta}, \mathbf{z})} s_{1,k,l}(\mathbf{X}) + |\theta_{2,k,l,1} - \theta_{2,k,l,2}| \mathbb{E}_{\boldsymbol{\eta}(\boldsymbol{\theta}, \mathbf{z})} s_{2,k,l}(\mathbf{X}) \\ &\leq |\theta_{1,k,l,1} - \theta_{1,k,l,2}| m(\mathbf{z})^2 + |\theta_{2,k,l,1} - \theta_{2,k,l,2}| m(\mathbf{z})^2 \\ &= \|\boldsymbol{\theta}_{k,l,1} - \boldsymbol{\theta}_{k,l,2}\|_1 m(\mathbf{z})^2 \leq \sqrt{2} \|\boldsymbol{\theta}_{k,l,1} - \boldsymbol{\theta}_{k,l,2}\| m(\mathbf{z})^2, \end{aligned}$$

where  $\|\cdot\|_1$  denotes the  $\ell_1$ -norm whereas  $\|\cdot\| \equiv \|\cdot\|_2$  denotes the  $\ell_2$ -norm of the vector of interest.

PROOF OF THEOREM 2. Observe that, for all  $t > 0$ ,

$$\begin{aligned} & \mathbb{P} \left( \max_{\mathbf{z} \in \mathbb{S}} |g(\mathbf{X}; \boldsymbol{\theta}, \mathbf{z})| \geq t \right) \\ & \leq \mathbb{P} \left( \max_{\mathbf{z} \in \mathbb{S}} |g(\mathbf{X}; \boldsymbol{\theta}, \mathbf{z}) - \mathbb{E} g(\mathbf{X}; \boldsymbol{\theta}, \mathbf{z})| + \max_{\mathbf{z} \in \mathbb{S}} |\mathbb{E} g(\mathbf{X}; \boldsymbol{\theta}, \mathbf{z})| \geq t \right) \\ & \leq \mathbb{P} \left( \max_{\mathbf{z} \in \mathbb{S}} |g(\mathbf{X}; \boldsymbol{\theta}, \mathbf{z}) - \mathbb{E} g(\mathbf{X}; \boldsymbol{\theta}, \mathbf{z})| \geq \frac{t}{2} \right) + \mathbb{P} \left( \max_{\mathbf{z} \in \mathbb{S}} |\mathbb{E} g(\mathbf{X}; \boldsymbol{\theta}, \mathbf{z})| \geq \frac{t}{2} \right). \end{aligned}$$

Choose  $\epsilon \in (0, 1)$  as small as desired and let  $c > 0$ . Then, by using

$$t = 2c \sqrt{-\log \frac{\epsilon}{2} + n \log K} \sqrt{K} m(\mathbb{S})^2 \|\mathcal{A}\|_\infty^2 \log n > 0$$

along with Propositions 1 and 2, we can conclude that

$$\mathbb{P} \left( \max_{\mathbf{z} \in \mathbb{S}} |g(\mathbf{X}; \boldsymbol{\theta}, \mathbf{z})| \geq 2c \sqrt{-\log \frac{\epsilon}{2} + n \log K} \sqrt{K} m(\mathbb{S})^2 \|\mathcal{A}\|_\infty^2 \log n \right) \leq \epsilon.$$

## References

- Brown, L. (1986), *Fundamentals of Statistical Exponential Families: With Applications in Statistical Decision Theory*, Institute of Mathematical Statistics, Hayworth, CA, USA.
- Schweinberger, M., and Stewart, J. (2019), “Concentration and consistency results for canonical and curved exponential-family models of random graphs,” *The Annals of Statistics*, to appear.