

# The Fractal Dimension of Interfaces in Edwards-Anderson and Long-range Ising Spin Glasses: Determining the Applicability of Different Theoretical Descriptions

Wenlong Wang,<sup>1,\*</sup> M. A. Moore,<sup>2</sup> and Helmut G. Katzgraber<sup>1,3,4</sup>

<sup>1</sup>*Department of Physics and Astronomy, Texas A&M University, College Station, Texas 77843-4242, USA*

<sup>2</sup>*School of Physics and Astronomy, University of Manchester, Manchester M13 9PL, UK*

<sup>3</sup>*IQB Information Technologies (IQBit), Vancouver, British Columbia, Canada V6B 4W4*

<sup>4</sup>*Santa Fe Institute, 1399 Hyde Park Road, Santa Fe, New Mexico 87501, USA*

(Dated: March 28, 2017)

The fractal dimension of excitations in glassy systems gives information on the critical dimension at which the droplet picture of spin glasses changes to a description based on replica symmetry breaking where the interfaces are space filling. Here, the fractal dimension of domain-wall interfaces is studied using the strong-disorder renormalization group method pioneered by Monthus [Fractals **23**, 1550042 (2015)] both for the Edwards-Anderson spin-glass model in up to eight space dimensions, as well as for the one-dimensional long-range Ising spin-glass with power-law interactions. Analyzing the fractal dimension of domain walls, we find that replica symmetry is broken in high-enough space dimensions. Because our results for high-dimensional hypercubic lattices are limited by their small size, we have also studied the behavior of the one-dimensional long-range Ising spin-glass with power-law interactions. For the regime where the power of the decay of the spin-spin interactions with their separation distance corresponds to 6 and higher effective space dimensions, we find again the broken replica symmetry result of space filling excitations. This is not the case for smaller effective space dimensions. These results show that the dimensionality of the spin glass determines which theoretical description is appropriate. Our results will also be of relevance to the Gardner transition of structural glasses.

Spin glasses have been studied for more than half a century but there is still no consensus as to what order parameter describes their low-temperature phase. There are two competing theories: The oldest is the replica symmetry breaking (RSB) theory of Parisi [1–5], which is known to be correct for the Sherrington-Kirkpatrick (SK) model [6], which is the mean-field or infinite-dimensional limit of the short-range Edwards-Anderson (EA) Ising spin-glass model [7], the commonly used model for  $d$ -dimensional systems. Within the RSB picture there are a very large number of pure states. In a second theory, known as the “droplet” picture [8–10] there are only two pure states and the low-temperature state is replica symmetric. In the droplet picture the behavior of the low-temperature phase is determined by low-lying excitations or droplets whose (free) energies scale in their linear extent  $\ell$  as  $\ell^\theta$  and whose interfaces have a fractal dimension  $d_s < d$ . In the RSB theory, however, there exist low-lying excitations which cost an energy of  $\mathcal{O}(1)$  and which are space filling, that is,  $d_s = d$ . It has been argued [11] that when  $d \leq 6$  the droplet picture applies while for  $d > 6$  RSB is the appropriate picture, (but with the caveats of Newman and Stein [12]). In this paper we study the fractal dimension as a function of the space dimension,  $d_s(d)$ , to find the space dimension at which the droplets become space-filling, i.e., when  $d_s(d) = d$ . Our results are consistent with 6 being the critical dimension. It is, of course, difficult to overcome finite-size effects in numerical work near six dimensions. Therefore, our main evidence that 6 is the critical dimension comes from our study of the one-dimensional long-range spin-glass model introduced by Kotliar, Anderson and Stein (KAS) [13]. The calculational technique which we have used is the strong-disorder renormalization group (SDRG) introduced by Monthus [14]. This approach produces estimates of  $d_s$ , that are in agreement with

results on the EA model using other numerical techniques for space dimensions 2 and 3 (also studied by Monthus in Ref. [14]). In this Letter, we extend the results of Ref. [14] up to  $d = 8$  space dimensions, and apply the method introduced in the aforementioned reference to the KAS spin-glass model [13].

Whether there is RSB or not in dimensions  $d \leq 6$  is not only important for spin glasses. In structural glasses there has been much recent interest in the Gardner transition, which is the transition at which replica symmetry breaking is supposed to occur (for a review see Ref. [15]). Our results would suggest that the effects attributed to such a transition might have a different origin, and instead are probably a consequence of a growing time scale becoming comparable to experimental time scales.

The Edwards-Anderson model [7] is defined on a  $d$ -dimensional cubic lattice of linear extent  $L$  by the Hamiltonian

$$\mathcal{H} = - \sum_{\langle ij \rangle} J_{ij} S_i S_j, \quad (1)$$

where the summation is over only nearest-neighbor bonds and the random couplings  $J_{ij}$  are chosen from the standard Gaussian distribution of unit variance and zero mean. The Ising spins take the values  $S_i \in \{\pm 1\}$  with  $i = 1, 2, \dots, L^d$ .

We have studied this model in space dimensions  $d = 4, 5, 6, 7$ , and 8 using the SDRG method [14]. Reference [14] studied the cases of  $d = 2$  and 3 and describes in detail the SDRG method. The SDRG approach successively traces out the spin whose orientation is most dominated by a single large renormalized bond to another spin; when the spin is eliminated the couplings of the remaining spins are renormalized accordingly. We refer the reader to Ref. [14] for further details.

The observable we focus on is related to the bond-average of  $\Sigma^{\text{DW}}$ , where  $\Sigma^{\text{DW}}$  is the number of bonds crossed by the domain wall or interface when the boundary conditions in one direction are changed from periodic to anti-periodic. The SDRG method is essentially a way of constructing a possible ground state of the system. One runs the method twice, first with periodic and next with anti-periodic boundary conditions in one direction, and count the bonds across which the relative spin orientation across the bond has altered because of the change of boundary conditions. Pictures of a domain wall so constructed for dimension  $d = 2$  can be found in Monthus' work [14]. It wanders, indicating that it has a fractal dimension and its length can be described by a fractal exponent  $d_s$ , where  $\Sigma^{\text{DW}} \sim L^{d_s}$ . If the interface were straight across the system, its length would be proportional to  $L^{d-1}$ . This means that because of the wandering one expects that  $d_s > d - 1$ . In the RSB phase the domain walls are space filling, i.e.,  $d_s = d$ . In general,  $d - 1 \leq d_s \leq d$ .

We first introduce a more formal definition of  $\Sigma^{\text{DW}}$  which has a natural extension when we study long-range systems when the definition of an interface is far from obvious. One defines the link overlap [16] via

$$q_\ell = \frac{1}{N_b} \sum_{\langle ij \rangle} S_i^{(\pi)} S_j^{(\pi)} S_i^{(\bar{\pi})} S_j^{(\bar{\pi})} (2\delta_{J_{ij}^\pi, J_{ij}^{\bar{\pi}}} - 1). \quad (2)$$

Here  $S_i^{(\pi)}$  and  $S_i^{(\bar{\pi})}$  denote the ground states found with periodic ( $\pi$ ) and anti-periodic ( $\bar{\pi}$ ) boundary conditions, respectively. One can switch from periodic to anti-periodic boundary conditions by flipping the sign of the bonds crossing a hyper-plane of the lattice.  $N_b$  is the number of nearest-neighbor bonds in the lattice which for a  $d$ -dimensional hyper-cube is given by  $N_b = dL^d$ . One can then define [16]

$$\Gamma \equiv 1 - q_\ell = \frac{2\Sigma^{\text{DW}}}{dL^d} \sim L^{d_s - d}. \quad (3)$$

In Fig. 1 we show the natural logarithm of the bond-averaged value of  $\Gamma$  [Eq. 3] vs  $\ln L$  which should be a straight line of slope  $d_s - d$ . In Fig. 2 the value of  $d_s$  is plotted for various dimensionalities  $d$ . For  $d = 1$ ,  $d_s(1) = 0$  (blue pentagon), while for  $d = 2$  we have used the value from Ref. [14], i.e.,  $d_s(2) = 1.27$  (red square), which is in excellent agreement with other types of numerical approaches [16–22]. For  $d = 3$  Ref. [14] quotes  $d_s(3) = 2.55$  (red square), which is again in good agreement with other estimates quoted in the literature [23, 24]. In addition we have estimated  $d_s(4) = 3.7358(13)$ , which again is in good agreement with Monte Carlo estimates quoted in the literature, i.e.,  $d_s(4) = 3.83(3)$  [24]. Note that the largest system in Ref. [24] has  $N = 5^4$  spins, which seems to not be in the scaling regime (see Fig. 1). This means that results from small systems tend to overestimate  $d_s$ .

Finally, one can see that as the dimensionality  $d$  increases,  $d_s(d)$  approaches  $d$ . However, results from simulations on hypercubic lattices struggle from corrections to scaling. These make it hard to claim that  $d_s = d$  at precisely six space dimensions. To address this point, we turn to the KAS model.

TABLE I: Size and number of disorder realizations used in the SDRG approach for the EA and KAS models.  $d$  is the space dimension,  $L$  is the linear system size and  $M$  is the number of disorder realizations used for the average. For the KAS model, we use  $M = 3000$  disorder realizations for each  $L = 256, 512, 1024, 2048, 4096$ , and  $8192$  at the following  $\sigma$  values: 0.1, 0.25, 0.5, 0.55, 0.6, 0.667, 0.75, 0.896, 1, 1.25, 1.5, 1.75, 2, 2.25, 2.5, 2.75, and 3.

$d$	$L$	$M$
4	{4, 5, 6, 7, 8, 9, 10, 12, 16, 20, 24}	3000
4	28	717
4	32	121
5	{4, 5, 6, 7, 8, 9, 10, 12}	3000
5	14	1342
5	16	581
6	{4, 5, 6, 7, 8}	3000
6	9	1843
6	10	938
7	{4, 5, 6}	3000
7	7	512
8	{4, 5}	3000

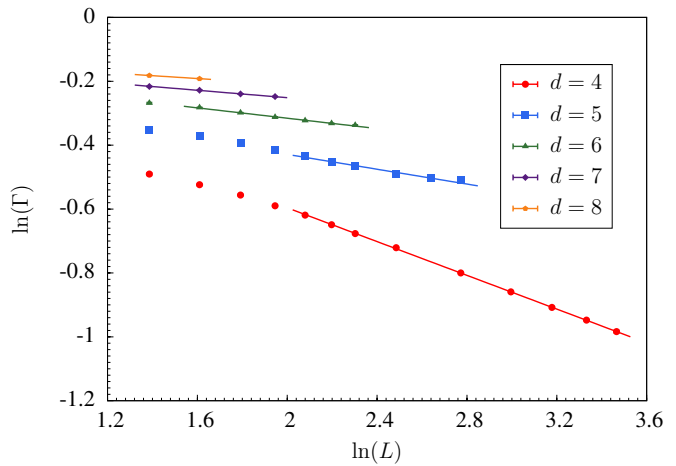


FIG. 1:  $\Gamma$  [see Eq. (3)] for various dimensions  $d$  for the EA model as a function of their linear dimension  $L$ . Note that  $\Gamma \sim L^{d_s - d}$ . Our estimate of  $d_s$  is determined by the slope of the straight lines drawn through the points at large  $L$  values. Error bars are smaller than the symbols.

The one-dimensional KAS model [13] is described by the Hamiltonian in Eq. (1), except that the  $L$  spins lie on a ring and the exchange interactions  $J_{ij}$  are no longer between nearest neighbors but are long-ranged, i.e.,  $\langle ij \rangle$  denotes a sum over all pairs of spins:

$$J_{ij} = c(\sigma, L) \frac{\epsilon_{ij}}{r_{ij}^\sigma}, \quad (4)$$

where  $r_{ij}$  is the shortest circular length between sites  $i$  and  $j$  [25].

The disorder  $\epsilon_{ij}$  is chosen from a standard Gaussian distri-

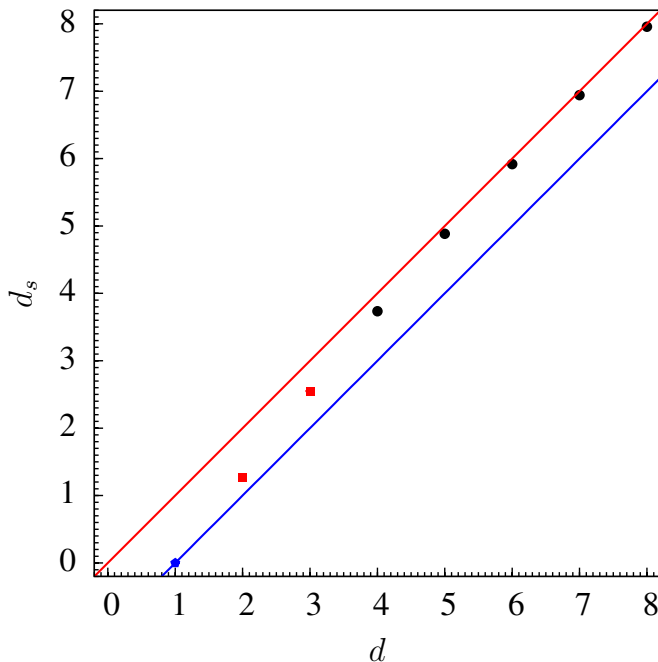


FIG. 2: Values of the fractal dimension  $d_s$  as a function of the space dimension  $d$  determined using the SDRG method. The top (red) line is the upper bound where  $d_s = d$  and the bottom (blue) line is the lower bound where  $d_s = d - 1$ . The value for  $d = 1$  (blue pentagon) can be calculated analytically. The values for  $d = 2$  and 3 (red squares) are taken from Ref. [14]. Error bars are smaller than the symbols.

bution of zero mean and standard deviation unity, while the constant  $c(\sigma, L)$  in Eq. (4) is fixed to make the mean-field transition temperature  $T_c^{\text{MF}} = 1$  and  $(T_c^{\text{MF}})^2 = \sum_j [J_{ij}^2]_{\text{av}}$ , where  $[\dots]_{\text{av}}$  represents a disorder average and  $[J_{ij}^2]_{\text{av}} = c^2(\sigma, L)/r_{ij}^{2\sigma}$  where  $1/c(\sigma, L)^2 = \sum_{j=2}^L 1/r_{1j}^{2\sigma}$ . Note that in the limit  $\sigma \rightarrow 0$  the KAS model reduces to the infinite-range SK model.

The KAS model can be taken as an interpolation between the  $d = 1$  EA model and the  $d = \infty$  SK model as the exponent  $\sigma$  is varied. The phase diagram of this model in the  $d$ - $\sigma$  plane has been deduced from renormalization group arguments in Refs. [10, 26, 27]. For  $0 \leq \sigma < 1/2$  it behaves just like the infinite-range SK model. When  $1/2 < \sigma < 2/3$  the critical exponents at the spin-glass transition are mean-field like, and this corresponds in the EA model with space dimensions above six. In the interval  $2/3 \leq \sigma < 1$  the critical exponents are changed by fluctuations away from their mean-field values. When  $\sigma \geq 1$ ,  $T_c(\sigma) = 0$  and when  $\sigma > 2$ , the long-range zero-temperature fixed point, which controls the value of the exponents  $d_s$  and  $\theta$ , becomes identical to that of the nearest-neighbor one-dimensional EA model, i.e.,  $d_s = 0$  and  $\theta = -1$ . There is a convenient mapping between  $\sigma$  and an effective dimensionality  $d_{\text{eff}}$  of the short-range EA model

[27–31]. For  $1/2 < \sigma < 2/3$ , it is

$$d_{\text{eff}} = \frac{2}{2\sigma - 1}. \quad (5)$$

Thus, right at the value of  $\sigma = 2/3$ ,  $d_{\text{eff}} = 6$ . The arguments given in Ref. [11] that the critical dimension is 6, below which one sees DP behavior and above which one sees RSB behavior were directly extended to the KAS model and predicted that only in the interval  $\sigma < 2/3$  will one see RSB behavior, so that  $\sigma = 2/3$  is the critical value expected for the KAS model.

The advantage of the KAS model is that one can study a large range of linear system sizes for any value of  $\sigma$ , and therefore  $d_{\text{eff}}$ .

We have determined  $d_s$  for the KAS model from two definitions of  $d_s$ . The first definition is via the generalization of the link overlap in Eq. (2) to the long-range KAS model just as done in Ref. [32]:

$$q_\ell = \frac{2}{L(L-1)} \sum_{i < j} w_{ij} S_i^{(\pi)} S_j^{(\pi)} S_i^{(\bar{\pi})} S_j^{(\bar{\pi})} (2\delta_{J_{ij}^\pi, J_{ij}^{\bar{\pi}}} - 1), \quad (6)$$

where  $w_{ij} = (L-1)c(\sigma, L)^2/r_{ij}^{2\sigma}$ . Note that the sum of  $w_{ij}$  over  $i < j$  equals  $L(L-1)/2$ . Anti-periodic boundary conditions can be produced by flipping the sign of the bonds when the shortest paths go through the origin.  $d_s$  is then obtained from  $q_\ell$  using Eq. (3) with  $d = 1$ .

Because we are unsure of the topological significance of  $d_s$  calculated in this way, we use a second approach whose topological significance is clear. Fortunately it gives very similar results to that of our first definition. Let  $\tau_i = S_i^{(\pi)} S_i^{(\bar{\pi})}$ , and define an “island” as a sequence in which all the  $\tau_i$  are of the same sign. For the EA-model-limit of the KAS model, i.e., when  $\sigma > 2$ , there are only two islands but when the long-range zero-temperature fixed point [26] controls the behavior, there are many islands; we denote by  $N_I$  the number of islands produced by the change from periodic to anti-periodic boundary conditions. Formally,  $N_I$  can be computed via

$$N_I = \frac{1}{4} \sum_{i=1}^L (\tau_{i+1} - \tau_i)^2, \quad (7)$$

where  $\tau_{L+1} = \tau_1$ . We define  $d_s$  via

$$N_I \sim L^{d_s}. \quad (8)$$

The islands have a distribution of sizes with their mean size  $L_0 = L/N_I \sim L^{1-d_s}$ . In the RSB region where  $d_s = d = 1$   $L_0$  is independent of the size of the system and is of  $\mathcal{O}(1)$ , a result which we obtained previously from direct studies in the SK limit [33].

We have used these two quite distinct definitions of  $d_s$  to compute the fractal dimension as a function of  $\sigma$  using the SDRG method. The details of the system sizes and numbers of disorder realizations can be found in Table I. Our results for  $N_I$  and  $\Gamma$  are shown in Fig. 3. From these we have extracted values for  $d_s$  which are shown in Fig. 4. The values

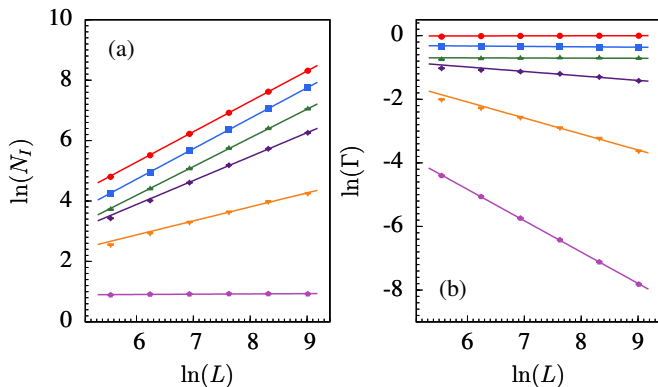


FIG. 3: Dependence of  $N_I$  (expected form  $\sim L^{d_s}$ ) and  $\Gamma$  (expected form  $\sim L^{d_s-1}$ ) on  $L$  for the KAS model obtained via the SDRG method for a few representative values of the exponent  $\sigma$ : 0.1, 0.5, 0.667, 0.75, 1.0, and 2.0. In both panels (a) and (b) the values of  $\sigma$  increase from top to bottom. Error bars are smaller than the symbols.

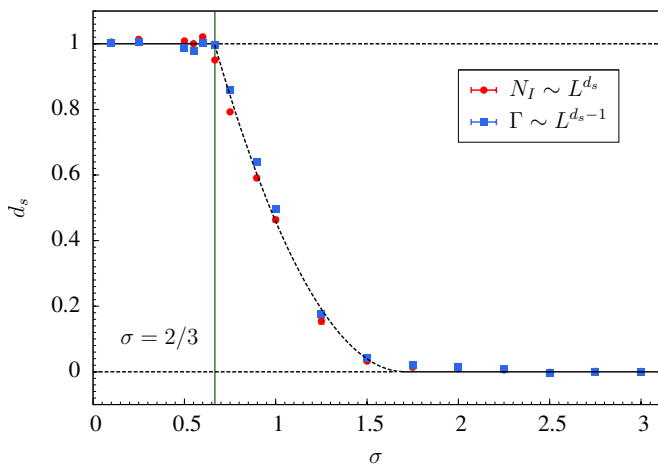


FIG. 4: Exponent  $d_s$  calculated from the scaling of  $N_I$  (red circles) and  $\Gamma$  (blue squares) using the SDRG method at all the  $\sigma$  values which we have studied (see Table I). The vertical (green) line marks where  $\sigma = 2/3$ , which is the value of  $\sigma$  at which we expect  $d_s$  to decrease below unity. The black or dashed lines are guides to the eye; the dashed line interpolating  $d_s = 1$  and  $d_s = 0$  is a cubic fit. The values for  $d_s$  are obtained by fitting a straight line to the four largest system sizes studied ( $L = 1024, 2048, 4096$ , and  $8192$ ), except for values of  $\sigma \geq 1.5$ , where all system sizes are used for the fits. Error bars are smaller than the symbols.

obtained for  $d_s$  from  $\Gamma$  and  $N_I$  are reassuringly similar. The most striking feature of our results are, first,  $d_s \simeq 1 (= d)$  when  $\sigma < 2/3$ , and second,  $d_s$  decreases from unity as  $\sigma$  increases past  $2/3$ . Because  $\sigma = 2/3$  maps to  $d = 6$  according to Eq. (5) we believe that this is strong evidence that 6 is the dimension below which the droplet picture applies and that only in more than 6 space dimensions will one find RSB effects, just as anticipated in Ref. [11].

Finally, we discuss the accuracy of the SDRG method, as well as related renormalization group (RG) methods. SDRG

belongs to the family of real-space RG methods. In one of these, the popular Migdal-Kadanoff (MK) approximation, it is found [14] that

$$d_s^{\text{MK}} = d - 1, \quad (9)$$

which coincides with the lower bound on  $d_s$ , and so never gives  $d_s = d$ . As a consequence, the MK RG method gives no information as to what space dimension RSB might set in. However, it does give quite accurate values for the other exponent associated with the zero-temperature fixed point,  $\theta$ , at least in low space dimensions. By contrast, the SDRG method gives poor values for  $\theta$  in two dimensions; according to Ref. [14], it gives  $\theta \simeq 0$  as compared to the established value close to  $-0.28$  [34]. In three space dimensions Ref. [14] finds that the ‘‘box’’ variant of the SDRG method gives a value of  $\theta \simeq 0.75$  which is much higher than values quoted in Refs. [23, 24] using Monte Carlo methods, namely  $\theta \approx 0.24$ . The SDRG method is clearly not exact. Monthus [14] suggested that it does a good job for the exponent  $d_s$  because that exponent is dominated by short length-scale optimization which is well captured by the early steps of the SDRG method, but that it does badly for the interface free-energy exponent  $\theta$  which requires optimization on the longest length scales, which Monthus [14] showed was much less reliable within the SDRG procedure. In Ref. [25] Monthus devised another real-space RG procedure for the KAS model which gave  $\theta = 1 - \sigma$  in the droplet region ( $\sigma < 2$ ), which is thought to be exact, but which gives very poor values for  $d_s$ ; namely,  $d_s = 0$ ; it neglects the existence of islands. It also failed to capture the expected change in  $\theta$  near  $\sigma = 2/3$  from the value  $1 - \sigma$  when  $\sigma \geq 2/3$  to  $\theta = 1/6$  when  $\sigma < 2/3$ , which is driven by the proliferation of islands of an average ( $L$ -independent) size  $L_0$  [33].

An interesting feature of Fig. 4 is that  $d_s$  seems to approach zero not at  $\sigma = 2$ , but at some smaller value of  $\sigma$ , around 1.5. At  $\sigma > 2$  the long-range fixed point is unstable and the RG flows go to the short-range fixed point, that of the  $d = 1$  EA model [26]. For the EA model in one space dimension,  $d_s = 0$  and  $\theta = -1$ . We were expecting that  $d_s$  would go to zero at  $\sigma = 2$ ; it is possible that  $d_s$  is just very small in the interval  $1.5 < \sigma < 2$ . There are also some small finite-size correction issues when using the SDRG method. For values of  $\sigma$  near 1, there is a downward curvature on the plots in Fig. 3 so that if we had been able to study larger  $L$  values our estimates of  $d_s$  might have decreased. However the behavior in the crucial region for  $\sigma$  close to  $2/3$  seems (fortunately) less affected by finite-size effects. Monthus and Garel [35] have obtained estimates for  $d_s$  from exact studies on the KAS model for  $L \leq 24$ . They found  $d_s(\sigma = 0.62) \simeq 1$ ,  $d_s(\sigma = 0.75) \simeq 0.94$ ,  $d_s(0.87) \simeq 0.82$ ,  $d_s(\sigma = 1) \simeq 0.72$ , and  $d_s(\sigma = 1.25) \simeq 0.4$ . These results illustrate clearly that estimates of  $d_s$  from small systems tend to be high.

Basically the SDRG method provides estimates of the ground-state energy and spin configuration first with periodic boundary conditions, and then with anti-periodic boundary conditions. A natural conclusion is to therefore think that

one might get better results for  $\theta$  and  $d_s$  by using a procedure which hopefully gets much closer to the true ground-state energy. To that end, we simulated the KAS model using population annealing Monte Carlo [36, 37]. In Ref. [33] we reported just how poor our estimates of the exponent  $\theta$  were. Our results for  $d_s$  were similar but larger than those in Fig. 4. We are suspicious of their accuracy, however, as the values for  $d_s$  which were obtained are even larger than those reported by Monthus and Garel [35] in their study of small systems. The population annealing Monte Carlo results were also badly affected by substantial finite-size effects and we shall not discuss them further.

Jackson and Read [38] also found that  $d = 6$  was the critical dimension in the EA model for an unusual bond distribution; one where the strongest bond was stronger than the sum of the moduli of all the remaining bonds. This is an extreme kind of Levy distribution. That the SDRG method also results in  $d = 6$  is perhaps not too surprising as it would be exact if instead of using the Gaussian distribution we had used this extreme Levy distribution. We have studied whether the bond distribution under the SDRG evolves toward the extreme Levy distribution, but could see no sign of this actually happening, which is consistent with the fact that the SDRG is not exact because of its declining accuracy in its late stages; it only gives good results for  $d_s$  which are more dependent on the early RG stages. We studied the distribution of the bonds when there were just 100 spins left after starting the RG procedure from sizes  $L = 256, 512, 1024, 2048, 4096, \text{ and } 8192$  for the KAS model. The distribution of the remaining bonds does not appear to change significantly as the renormalization proceeds or, equivalently, as  $L$  becomes larger, except that the bond magnitude grows (when  $\sigma < 1$ ) as bonds are transferred and added together. Thus, while an extreme Levy distribution of the bonds would make  $\sigma = 2/3$  or  $d = 6$  the critical values, it is not a necessary requirement for those critical values.

W.W. and H.G.K. acknowledge support from NSF DMR Grant No. 1151387. The work of H.G.K. and W.W. is supported in part by the Office of the Director of National Intelligence (ODNI), Intelligence Advanced Research Projects Activity (IARPA), via MIT Lincoln Laboratory Air Force Contract No. FA8721-05-C-0002. The views and conclusions contained herein are those of the authors and should not be interpreted as necessarily representing the official policies or endorsements, either expressed or implied, of ODNI, IARPA, or the U.S. Government. The U.S. Government is authorized to reproduce and distribute reprints for Governmental purpose notwithstanding any copyright annotation thereon. We thank Texas A&M University for access to their Ada and Curie clusters. Finally, H.G.K. would like to thank Paolo Bortolotti (Vienna) for inspiration.

---

\* Electronic address: [wenlongcmp@gmail.com](mailto:wenlongcmp@gmail.com)

[1] G. Parisi, *Infinite number of order parameters for spin-glasses*,

- Phys. Rev. Lett. **43**, 1754 (1979).
- [2] G. Parisi, *Order parameter for spin-glasses*, Phys. Rev. Lett. **50**, 1946 (1983).
- [3] R. Rammal, G. Toulouse, and M. A. Virasoro, *Ultrametricity for physicists*, Rev. Mod. Phys. **58**, 765 (1986).
- [4] M. Mézard, G. Parisi, and M. A. Virasoro, *Spin Glass Theory and Beyond* (World Scientific, Singapore, 1987).
- [5] G. Parisi, *Some considerations of finite dimensional spin glasses*, J. Phys. A **41**, 324002 (2008).
- [6] D. Sherrington and S. Kirkpatrick, *Solvable model of a spin glass*, Phys. Rev. Lett. **35**, 1792 (1975).
- [7] S. F. Edwards and P. W. Anderson, *Theory of spin glasses*, J. Phys. F: Met. Phys. **5**, 965 (1975).
- [8] W. L. McMillan, *Domain-wall renormalization-group study of the three-dimensional random Ising model*, Phys. Rev. B **30**, R476 (1984).
- [9] A. J. Bray and M. A. Moore, *Scaling theory of the ordered phase of spin glasses*, in *Heidelberg Colloquium on Glassy Dynamics and Optimization*, edited by L. Van Hemmen and I. Morgenstern (Springer, New York, 1986), p. 121.
- [10] D. S. Fisher and D. A. Huse, *Equilibrium behavior of the spin-glass ordered phase*, Phys. Rev. B **38**, 386 (1988).
- [11] M. A. Moore and A. J. Bray, *Disappearance of the de Almeida-Thouless line in six dimensions*, Phys. Rev. B **83**, 224408 (2011).
- [12] C. M. Newman and D. L. Stein, *Simplicity of state and overlap structure in finite-volume realistic spin glasses*, Phys. Rev. E **57**, 1356 (1998).
- [13] G. Kotliar, P. W. Anderson, and D. L. Stein, *One-dimensional spin-glass model with long-range random interactions*, Phys. Rev. B **27**, 602 (1983).
- [14] C. Monthus, *Fractal dimension of spin-glasses interfaces in dimension  $d = 2$  and  $d = 3$  via strong disorder renormalization at zero temperature*, Fractals **23**, 1550042 (2015).
- [15] P. Charbonneau, J. Kurchan, G. Parisi, P. Urbani, and F. Zamponi, *Fractal free energy landscapes in structural glasses*, Nat. Comm. **5**, 3725 (2014).
- [16] A. K. Hartmann and A. P. Young, *Large-scale low-energy excitations in the two-dimensional Ising spin glass*, Phys. Rev. B **66**, 094419 (2002).
- [17] A. J. Bray and M. A. Moore, *Chaotic Nature of the Spin-Glass Phase*, Phys. Rev. Lett. **58**, 57 (1987).
- [18] A. A. Middleton, *Energetics and geometry of excitations in random systems*, Phys. Rev. B **63**, 060202(R) (2001).
- [19] O. Melchert and A. K. Hartmann, *Fractal dimension of domain walls in two-dimensional Ising spin glasses*, Phys. Rev. B **76**, 174411 (2007).
- [20] C. Amoruso, A. K. Hartmann, M. B. Hastings, and M. A. Moore, *Conformal Invariance and SLE in Two-Dimensional Ising Spin Glasses*, Phys. Rev. Lett. **97**, 267202 (2006).
- [21] D. Bernard, P. Le Doussal, and A. A. Middleton, *Possible description of domain walls in two-dimensional spin glasses by stochastic Loewner evolutions*, Phys. Rev. B **76**, 020403 (2007).
- [22] S. Risau-Gusman and F. Romá, *Fractal dimension of domain walls in the Edwards-Anderson spin glass model*, Phys. Rev. B **77**, 134435 (2008).
- [23] M. Palassini and A. P. Young, *Nature of the spin glass state*, Phys. Rev. Lett. **85**, 3017 (2000).
- [24] H. G. Katzgraber, M. Palassini, and A. P. Young, *Monte Carlo simulations of spin glasses at low temperatures*, Phys. Rev. B **63**, 184422 (2001).
- [25] C. Monthus, *One-dimensional Ising spin-glass with power-law interaction: real-space renormalization at zero temperature*, J. Stat. Mech. P06015 (2014).

- [26] A. J. Bray, M. A. Moore, and A. P. Young, *Lower critical dimension of metallic vector spin-glasses*, Phys. Rev. Lett **56**, 2641 (1986).
- [27] H. G. Katzgraber and A. P. Young, *Monte Carlo studies of the one-dimensional Ising spin glass with power-law interactions*, Phys. Rev. B **67**, 134410 (2003).
- [28] H. G. Katzgraber, D. Larson, and A. P. Young, *Study of the de Almeida-Thouless line using power-law diluted one-dimensional Ising spin glasses*, Phys. Rev. Lett. **102**, 177205 (2009).
- [29] L. Leuzzi, G. Parisi, F. Ricci-Tersenghi, and J. J. Ruiz-Lorenzo, *Ising Spin-Glass Transition in a Magnetic Field Outside the Limit of Validity of Mean-Field Theory*, Phys. Rev. Lett. **103**, 267201 (2009).
- [30] R. A. Baños, L. A. Fernandez, V. Martin-Mayor, and A. P. Young, *Correspondence between long-range and short-range spin glasses*, Phys. Rev. B **86**, 134416 (2012).
- [31] T. Aspelmeier, H. G. Katzgraber, D. Larson, M. A. Moore, M. Wittmann, and J. Yeo, *Finite-size critical scaling in Ising spin glasses in the mean-field regime*, Phys. Rev. E **93**, 032123 (2016).
- [32] H. G. Katzgraber and A. P. Young, *Geometry of large-scale low-energy excitations in the one-dimensional Ising spin glass with power-law interactions*, Phys. Rev. B **68**, 224408 (2003).
- [33] T. Aspelmeier, W. Wang, M. A. Moore, and H. G. Katzgraber, *Interface free-energy exponent in the one-dimensional Ising spin glass with long-range interactions in both the droplet and broken replica symmetry regions*, Phys. Rev. E **94**, 022116 (2016).
- [34] A. K. Hartmann, A. J. Bray, A. C. Carter, M. A. Moore, and A. P. Young, *The stiffness exponent of two-dimensional Ising spin glasses for non-periodic boundary conditions using aspect-ratio scaling*, Phys. Rev. B **66**, 224401 (2002).
- [35] C. Monthus and T. Garel, *Chaos properties of the one-dimensional long-range Ising spin-glass*, J. Stat. Mech. P03020 (2014).
- [36] K. Hukushima and Y. Iba, in *The Monte Carlo method in the physical sciences: celebrating the 50th anniversary of the Metropolis algorithm*, edited by J. E. Gubernatis (AIP, 2003), vol. 690, p. 200.
- [37] W. Wang, J. Machta, and H. G. Katzgraber, *Population annealing: Theory and application in spin glasses*, Phys. Rev. E **92**, 063307 (2015).
- [38] T. S. Jackson and N. Read, *Theory of minimum spanning trees. I. Mean-field theory and strongly disordered spin-glass model*, Phys. Rev. E **81**, 021130 (2010).