

A Liouville theorem for the Euler equations in the plane

François Hamel and Nikolai Nadirashvili*

Aix Marseille Univ, CNRS, Centrale Marseille, I2M, Marseille, France

Abstract

This paper is concerned with qualitative properties of bounded steady flows of an ideal incompressible fluid with no stagnation point in the two-dimensional plane \mathbb{R}^2 . We show that any such flow is a shear flow, that is, it is parallel to some constant vector. The proof of this Liouville-type result is firstly based on the study of the geometric properties of the level curves of the stream function and secondly on the derivation of some estimates on the at most logarithmic growth of the argument of the flow. These estimates lead to the conclusion that the streamlines of the flow are all parallel lines.

AMS 2000 Classification: 76B03; 35J61; 35B06; 35B53

1 Introduction and main results

In this paper, we consider steady flows $v = (v_1, v_2)$ of an ideal fluid in the two-dimensional plane \mathbb{R}^2 , which solve the system of the Euler equations:

$$\begin{cases} v \cdot \nabla v + \nabla p = 0 & \text{in } \mathbb{R}^2, \\ \operatorname{div} v = 0 & \text{in } \mathbb{R}^2. \end{cases} \quad (1.1)$$

Throughout the paper, the solutions are always understood in the classical sense, that is, v and p are (at least) of class C^1 and satisfy (1.1). Any flow v is called a shear flow if there is a unit vector $e = (e_1, e_2) \in \mathbb{S}^1$ such that v is parallel to e (\mathbb{S}^1 denotes the unit circle in \mathbb{R}^2). Due to the incompressibility condition $\operatorname{div} v = 0$, any shear flow parallel to e only depends on the orthogonal variables $x \cdot e^\perp$, where $e^\perp = (-e_2, e_1)$. In other words, a shear flow is a flow for which there are $e \in \mathbb{S}^1$ and a function $V : \mathbb{R} \rightarrow \mathbb{R}$ such that

$$v(x) = V(x \cdot e^\perp) e \quad (1.2)$$

*This work has been carried out in the framework of Archimède Labex (ANR-11-LABX-0033) and of the A*MIDEX project (ANR-11-IDEX-0001-02), funded by the “Investissements d’Avenir” French Government program managed by the French National Research Agency (ANR). The research leading to these results has also received funding from the European Research Council under the European Union’s Seventh Framework Programme (FP/2007-2013) ERC Grant Agreement n. 321186 - ReaDi - Reaction-Diffusion Equations, Propagation and Modelling and from the ANR NONLOCAL project (ANR-14-CE25-0013).

for all $x \in \mathbb{R}^2$. It is easy to see that v is a shear flow if and only if the pressure p is constant. In the sequel, we denote $x \mapsto |x|$ the Euclidean norm in \mathbb{R}^2 .

Our main goal in this paper is to give a simple sufficient condition for a flow to be a shear flow. Namely, our main result is the following.

Theorem 1.1 *Let v be a uniformly continuous flow solving (1.1) and of class $C^2(\mathbb{R}^2)$. Assume that $v \in L^\infty(\mathbb{R}^2)$ and that*

$$\inf_{\mathbb{R}^2} |v| > 0. \quad (1.3)$$

Then v is a shear flow. Namely, v is of the type (1.2) and the function V in (1.2) has a constant strict sign.

Theorem 1.1 can also be viewed as a Liouville-type result since the conclusion says that the argument of the flow is actually constant, and that the pressure p is constant as well.

Some comments on the assumptions made in Theorem 1.1 are in order. First of all, the assumption (1.3) means that the flow v has no stagnation point in \mathbb{R}^2 nor at infinity. In other words, Theorem 1.1 means that any $C^2(\mathbb{R}^2)$ uniformly continuous flow in \mathbb{R}^2 which is not a shear flow must have a stagnation point in \mathbb{R}^2 or at infinity.

Without the condition (1.3), the conclusion of Theorem 1.1 does not hold in general. For instance, for any $(\alpha, \beta) \in \mathbb{R}^* \times \mathbb{R}^*$, the cellular flow v defined in \mathbb{R}^2 by

$$v(x_1, x_2) = \nabla^\perp (\sin(\alpha x_1) \sin(\beta x_2)) = (-\beta \sin(\alpha x_1) \cos(\beta x_2), \alpha \cos(\alpha x_1) \sin(\beta x_2)),$$

which solves (1.1) with $p(x) = (\beta^2/4) \cos(2\alpha x_1) + (\alpha^2/4) \cos(2\beta x_2)$, is smooth and uniformly continuous, but it has (countably many) stagnation points in \mathbb{R}^2 and it is not a shear flow. However, we point out that, the sufficient condition (1.3) is obviously not equivalent to being a shear flow. Indeed, any continuous shear flow $v(x) = V(x \cdot e^\perp) e$ for which V does not have a constant strict sign does not satisfy the condition (1.3).

Moreover, without the boundedness of v , the conclusion of Theorem 1.1 does not hold either in general. For instance, the flow v defined in \mathbb{R}^2 by

$$v(x) = \nabla^\perp (x_2 \cosh(x_1)) = (-\cosh(x_1), x_2 \sinh(x_1)),$$

which solves (1.1) with $p(x) = -\cosh(2x_1)/4 + x_2^2/2$, satisfies $\inf_{\mathbb{R}^2} |v| > 0$ but it is not bounded in \mathbb{R}^2 (nor uniformly continuous) and it is not a shear flow.

The assumption on the $C^2(\mathbb{R}^2)$ smoothness of v is a technical assumption which is used in the proof. It is connected with the C^1 smoothness of the nonlinear source term in the equation satisfied by the stream function u of the flow v , see (2.2) and (2.15) below. The uniform continuity of v is assumed to control uniformly the local oscillations of the argument of the flow and of the gradient of the stream function. We refer to the proofs in Sections 2 and 3 for further details.

In our previous paper [10], we considered the case of a two-dimensional strip with bounded section and the case of the half-plane, assuming in both cases that the flow was tangential on the boundary. In those both situations, the boundary of the domain was a streamline and the conclusion was that the flow is a shear flow, parallel to the boundary of the domain. In the present paper, there is no boundary and no obvious simple streamline. We shall circumvent this difficulty by proving additional estimates on the flow and its stream function at infinity, and in particular on the at most logarithmic growth of the argument of the flow.

Lastly, we point out two immediate corollaries of Theorem 1.1. The first one is concerned with periodic flows. In the sequel, we say that a flow v is periodic if there is a basis (e_1, e_2) of \mathbb{R}^2 such that $v(x) = v(x + k_1 e_1 + k_2 e_2)$ in \mathbb{R}^2 for all $x \in \mathbb{R}^2$ and $(k_1, k_2) \in \mathbb{Z}^2$.

Corollary 1.2 *Let v be a $C^2(\mathbb{R}^2)$ periodic flow solving (1.1). If $|v(x)| \neq 0$ for all $x \in \mathbb{R}^2$, then v is a shear flow.*

The second corollary states that the class of bounded shear flows satisfying (1.3) is stable under small $L^\infty(\mathbb{R}^2)$ perturbations.

Corollary 1.3 *Let v be a bounded shear flow solving (1.1) and satisfying (1.3). There is $\varepsilon > 0$ such that, if v' is a uniformly continuous $C^2(\mathbb{R}^2)$ flow solving (1.1) and satisfying $\|v' - v\|_{L^\infty(\mathbb{R}^2)} \leq \varepsilon$, then v' is a shear flow.*

Remark 1.4 If, in addition to the condition $\inf_{\mathbb{R}^2} |v| > 0$, one assumes that $v \cdot e > 0$ in \mathbb{R}^2 for some direction $e \in \mathbb{S}^1$ (by continuity, up to changing v into $-v$, it is therefore sufficient to assume that $v(x) \cdot e \neq 0$ for all $x \in \mathbb{R}^2$), then the end of the proof of Theorem 1.1 would be much simpler: indeed, in that case, the stream function u defined in (2.2) below would be monotone in the direction e^\perp . Since u satisfies a semilinear elliptic equation of the type $\Delta u + f(u) = 0$ in \mathbb{R}^2 , it would then follow, as in the proof of a related conjecture of De Giorgi [4] in dimension 2 (see [3, 9]) that u is one-dimensional (see also [1, 2, 5, 7, 8, 12] for further references in that direction). Finally, since u is one-dimensional, the vector field v is a shear flow. We refer to Section 2.3 below for further details.

2 Proof of Theorem 1.1

Section 2.1 is devoted to the proof of some preliminary lemmas. The proof of Theorem 1.1 is completed in Section 2.2, assuming the technical Proposition 2.10 below on the at most logarithmic growth of the argument of the flow. In Section 2.3, we consider the special case where $v \cdot e > 0$ in \mathbb{R}^2 (see Remark 1.4 above), in which case the end of the proof of Theorem 1.1 is much easier and does not require Proposition 2.10.

2.1 Some preliminary lemmas

Let us first explain the main lines of the proof of Theorem 1.1. It is based on the study of the geometric properties of the streamlines of the flow v and of the orthogonal trajectories of the gradient flow defined by the potential u of the flow v (see definition (2.2) below). The first main point is to show that all streamlines of v are unbounded and foliate the plane \mathbb{R}^2 in a monotone way. Since the vorticity

$$\frac{\partial v_2}{\partial x_1} - \frac{\partial v_1}{\partial x_2}$$

is constant along the streamlines of the flow v , the potential function u will be proved to satisfy a semilinear elliptic equation of the type $\Delta u + f(u) = 0$ in \mathbb{R}^2 . Another key-point consists in proving that the argument of the flow v (and of ∇u) does not grow too fast at infinity. Finally, we use a result of Moser [11] to conclude that the argument of ∇u , which solves a uniformly elliptic linear equation in divergence form, is actually constant.

Throughout the proof, v is a given uniformly continuous and $C^2(\mathbb{R}^2)$ vector field solving (1.1), and such that $\inf_{\mathbb{R}^2} |v| > 0$. Therefore, there is $\eta > 0$ such that

$$|v(x)| \geq \eta > 0 \quad \text{for all } x \in \mathbb{R}^2. \quad (2.1)$$

Our goal is to show that v is a shear flow.

To do so, let us first introduce some important definitions. Let u be a potential function (or stream function) of the flow v . More precisely, $u : \mathbb{R}^2 \rightarrow \mathbb{R}$ is a $C^3(\mathbb{R}^2)$ function such that

$$\nabla^\perp u = v, \quad \text{that is,} \quad \frac{\partial u}{\partial x_1} = v_2 \quad \text{and} \quad \frac{\partial u}{\partial x_2} = -v_1 \quad (2.2)$$

in \mathbb{R}^2 . Since v is divergence free and \mathbb{R}^2 is simply connected, it follows that the potential function u is well and uniquely defined in \mathbb{R}^2 up to a constant. In the sequel, we call u the unique stream function such that $u(0,0) = 0$.

The trajectories of the flow v , that is, the curves tangent to v at each point, are called the streamlines of the flow. Since $|v| > 0$ in \mathbb{R}^2 , a given streamline Γ of v cannot have an endpoint in \mathbb{R}^2 and it always admits a C^1 parametrization $\gamma : \mathbb{R} \rightarrow \mathbb{R}^2$ ($\gamma(\mathbb{R}) = \Gamma$) such that $|\dot{\gamma}(t)| > 0$ for all $t \in \mathbb{R}$. Actually, since v is bounded too, it follows that, for any given $x \in \mathbb{R}^2$, the solution γ_x of

$$\begin{cases} \dot{\gamma}_x(t) &= v(\gamma_x(t)), \\ \gamma_x(0) &= x \end{cases} \quad (2.3)$$

is defined in the whole interval \mathbb{R} and is a parametrization of the streamline Γ_x of v containing x . By definition, the stream function u is constant along the streamlines of the flow v and, for any given $x \in \mathbb{R}^2$, the level curve of u containing x , namely the connected component of the level set $\{y \in \mathbb{R}^2; u(y) = u(x)\}$, is nothing but the streamline Γ_x .

In the proof of Theorem 1.1, we will also consider the trajectories of the gradient flow $\dot{\sigma} = \nabla u$. Namely, for any $x \in \mathbb{R}^2$, let σ_x be the solution of

$$\begin{cases} \dot{\sigma}_x(t) &= \nabla u(\sigma_x(t)), \\ \sigma_x(0) &= x. \end{cases} \quad (2.4)$$

As for γ_x in (2.3), the parametrization σ_x of the trajectory Σ_x of the gradient flow containing x is defined in the whole \mathbb{R} . Furthermore, Σ_x is orthogonal to Γ_x at x .

In the sequel, we denote

$$B(x, r) = \{y \in \mathbb{R}^2; |x - y| < r\}$$

the open Euclidean ball of centre $x \in \mathbb{R}$ and radius $r > 0$.

Let us now establish a few fundamental elementary properties of the streamlines of the flow and of the trajectories of the gradient flow. The first such property is the unboundedness of the trajectories of the gradient flow.

Lemma 2.1 *Let Σ be any trajectory of the gradient flow and let $\sigma : \mathbb{R} \rightarrow \mathbb{R}^2$ be any C^1 parametrization of Σ such that $|\dot{\sigma}(t)| > 0$ for all $t \in \mathbb{R}$. Then $|\sigma(t)| \rightarrow +\infty$ as $|t| \rightarrow +\infty$ and $t \mapsto u(\sigma(t))$ is a homeomorphism from \mathbb{R} to \mathbb{R} .*

Proof. Let x be any point on Σ , that is, $\Sigma = \Sigma_x$, and let $\sigma_x : \mathbb{R} \rightarrow \mathbb{R}^2$ be the parametrization of Σ defined by (2.4). The function $g : t \mapsto g(t) := u(\sigma_x(t))$ is (at least) of class $C^1(\mathbb{R})$ and

$$g'(t) = |\nabla u(\sigma_x(t))|^2 = |v(\sigma_x(t))|^2 \geq \eta^2 > 0 \quad (2.5)$$

for all $t \in \mathbb{R}$ by (2.1). In particular, $g(t) \rightarrow \pm\infty$ as $t \rightarrow \pm\infty$. Since u is locally bounded, it also follows that $|\sigma_x(t)| \rightarrow +\infty$ as $|t| \rightarrow +\infty$.

Now, consider any C^1 parametrization $\sigma : \mathbb{R} \rightarrow \mathbb{R}^2$ of Σ such that $|\dot{\sigma}(t)| > 0$ for all $t \in \mathbb{R}$. Since $\dot{\sigma}(t) \neq (0,0)$ is parallel to $\nabla u(\sigma(t)) \neq (0,0)$ at each $t \in \mathbb{R}$, the continuous function $t \mapsto \dot{\sigma}(t) \cdot \nabla u(\sigma(t))$ has a constant sign in \mathbb{R} and the C^1 function $t \mapsto u(\sigma(t))$ is then either increasing or decreasing. Since σ is a parametrization of Σ and since $u(\Sigma) = \mathbb{R}$ from the previous paragraph, one infers that either $u(\sigma(t)) \rightarrow \pm\infty$ as $t \rightarrow \pm\infty$, or $u(\sigma(t)) \rightarrow \mp\infty$ as $t \rightarrow \pm\infty$. In any case, $t \mapsto u(\sigma(t))$ is a homeomorphism from \mathbb{R} to \mathbb{R} and, as for $\sigma_x(t)$, one gets that $|\sigma(t)| \rightarrow +\infty$ as $|t| \rightarrow +\infty$. \square

An immediate consequence of the proof of Lemma 2.1 is the following estimate, which we state separately since it will be used several times in the sequel.

Lemma 2.2 *Let Σ be any trajectory of the gradient flow, with parametrization $\sigma : \mathbb{R} \rightarrow \mathbb{R}^2$ solving $\dot{\sigma}(t) = \nabla u(\sigma(t))$ for all $t \in \mathbb{R}$. Then, $t \mapsto u(\sigma(t))$ is increasing and, for any real numbers $\alpha \neq \beta$,*

$$|u(\sigma(\alpha)) - u(\sigma(\beta))| \geq \eta \times \text{length}(\sigma(I)) \geq \eta |\sigma(\alpha) - \sigma(\beta)|, \quad (2.6)$$

where $I = [\min(\alpha, \beta), \max(\alpha, \beta)]$.

Proof. The fact that $g : t \mapsto u(\sigma(t))$ is increasing follows from (2.5). Furthermore, for all $t \in \mathbb{R}$, $g'(t) = |\nabla u(\sigma(t))|^2 \geq \eta |\dot{\sigma}(t)|$. This inequality immediately yields the conclusion. \square

Like the trajectories of the gradient flow, it turns out that the streamlines of the flow are also unbounded. More precisely, the following result holds.

Lemma 2.3 *Let Γ be any streamline of the flow v and $\gamma : \mathbb{R} \rightarrow \mathbb{R}^2$ be any C^1 parametrization of Γ such that $|\dot{\gamma}(t)| > 0$ for all $t \in \mathbb{R}$. Then $|\gamma(t)| \rightarrow +\infty$ as $|t| \rightarrow +\infty$.*

Proof. First of all, let us notice that Γ is not closed in the sense that any C^1 parametrization $\gamma : \mathbb{R} \rightarrow \mathbb{R}^2$ of Γ such that $|\dot{\gamma}(t)| > 0$ for all $t \in \mathbb{R}$ is actually one-to-one. Indeed, otherwise, there would exist two real numbers $a < b$ such that $\gamma(a) = \gamma(b)$ and Γ would then be equal to $\gamma([a, b])$. Then the open set Ω surrounded by $\Gamma = \gamma([a, b])$ would be nonempty (since $|\dot{\gamma}| > 0$ in \mathbb{R}) while, by definition of u , the function u is constant on the streamline $\Gamma = \partial\Omega$. Thus, u would have either an interior minimum or an interior maximum in Ω , which is ruled out since $\nabla u = -v^\perp$ does not vanish.

Let now x be any point on Γ (in other words, $\Gamma = \Gamma_x$) and let $\gamma_x : \mathbb{R} \rightarrow \mathbb{R}^2$ be the parametrization of Γ defined by (2.3). We claim that $|\gamma_x(t)| \rightarrow +\infty$ as $|t| \rightarrow +\infty$. Assume not. Then there are $y \in \mathbb{R}^2$ and a sequence $(\tau_n)_{n \in \mathbb{N}}$ in \mathbb{R} such that

$$|\tau_n| \rightarrow +\infty \quad \text{and} \quad \gamma_x(\tau_n) \rightarrow y \quad \text{as } n \rightarrow +\infty.$$

Since $u(\gamma_x(\tau_n)) = u(x)$ by definition of γ_x and u , the continuity of u implies that $u(x) = u(y)$. Call now

$$\Lambda = \{z \in \mathbb{R}^2; u(z) = u(x) = u(y)\}$$

the level set of u with level $u(x) = u(y)$. Since $\nabla u(y) = -v^\perp(y) \neq (0,0)$, the implicit function theorem yields the existence of $r > 0$ small enough such that $B(y, r) \cap \Lambda$ is a graph in the variable parallel to $v(y)$ and such that it can be written as

$$B(y, r) \cap \Lambda = B(y, r) \cap \Gamma_y = \{\gamma_y(t); \alpha < t < \beta\}$$

for some real numbers $\alpha < 0 < \beta$. Since $u(\gamma_x(\tau_n)) = u(x) = u(y)$ and $\gamma_x(\tau_n) \rightarrow y$ as $n \rightarrow +\infty$, it follows that $\gamma_x(\tau_n) \in B(y, r) \cap \Lambda$ for n large enough, hence $\gamma_x(\tau_n) \in \Gamma_y$ for such n . But $\gamma_x(\tau_n) \in \Gamma_x$ by definition, hence $\Gamma_x = \Gamma_y$ and

$$y = \gamma_x(t)$$

for some $t \in \mathbb{R}$. Furthermore, still for n large enough, $\gamma_x(\tau_n) \in B(y, r) \cap \Lambda$, hence $\gamma_x(\tau_n) = \gamma_y(t_n)$ for some $t_n \in (\alpha, \beta)$. As a consequence, $\gamma_x(\tau_n) = \gamma_x(t + t_n)$ for n large enough, and $\tau_n = t + t_n$ for such n since γ_x is one-to-one from the previous paragraph. This leads to a contradiction as $n \rightarrow +\infty$, since the sequence $(t_n)_{n \in \mathbb{N}}$ is bounded whereas $|\tau_n| \rightarrow +\infty$ as $n \rightarrow +\infty$.

Thus, $|\gamma_x(t)| \rightarrow +\infty$ as $|t| \rightarrow +\infty$. The same conclusion immediately follows for any C^1 parametrization $\gamma : \mathbb{R} \rightarrow \mathbb{R}^2$ of Γ such that $|\dot{\gamma}(t)| > 0$ for all $t \in \mathbb{R}$ and the proof of Lemma 2.3 is thereby complete. \square

The previous lemma says that the parametrizations $\gamma_x(t)$ solving $\dot{\gamma}_x(t) = v(\gamma_x(t))$ with $\gamma_x(0) = x$ converge to infinity in norm for any given $x \in \mathbb{R}^2$. It actually turns out that this convergence holds uniformly in x when x belongs to a fixed bounded set. Namely, the following result holds.

Lemma 2.4 *Let $K \subset \mathbb{R}^2$ be a bounded set and let $\gamma_x : \mathbb{R} \rightarrow \mathbb{R}^2$ be defined as in (2.3). Then $|\gamma_x(t)| \rightarrow +\infty$ as $|t| \rightarrow +\infty$ uniformly in $x \in K$.*

Proof. Assume by way of contradiction that the conclusion does not hold for some bounded set $K \subset \mathbb{R}^2$. Then there are $x, y \in \mathbb{R}^2$, a sequence $(x_n)_{n \in \mathbb{N}}$ in \mathbb{R}^2 and a sequence $(t_n)_{n \in \mathbb{N}}$ in \mathbb{R} such that

$$x_n \rightarrow x, \quad y_n := \gamma_{x_n}(t_n) \rightarrow y \quad \text{and} \quad |t_n| \rightarrow +\infty \quad \text{as } n \rightarrow +\infty. \quad (2.7)$$

Up to extraction of a subsequence, one can assume that $t_n \rightarrow \pm\infty$ as $n \rightarrow +\infty$. We only consider the case

$$t_n \rightarrow +\infty \quad \text{as } n \rightarrow +\infty \quad (2.8)$$

(the case $t_n \rightarrow -\infty$ can be handled similarly).

Fix now some positive real numbers r and then R such that

$$\max(|x|, |y|) < r < R \quad \text{and} \quad 2M_r < \eta(R - r), \quad (2.9)$$

where $\eta > 0$ is as in (2.1) and

$$M_r := \max_{B((0,0),r)} |u|.$$

Then, since $|\gamma_y(t)| \rightarrow +\infty$ as $|t| \rightarrow +\infty$ by Lemma 2.3, there is $T > 0$ such that $|\gamma_y(-T)| > R$.

From the continuous dependence of the solutions $\gamma_X(t)$ of (2.3) with respect to the initial value X for each given $t \in \mathbb{R}$, one knows that $\gamma_{y_n}(-T) \rightarrow \gamma_y(-T)$ as $n \rightarrow +\infty$. Since $y_n = \gamma_{x_n}(t_n)$, this means that $\gamma_{x_n}(t_n - T) = \gamma_{y_n}(-T) \rightarrow \gamma_y(-T)$ as $n \rightarrow +\infty$, hence $|\gamma_{x_n}(t_n - T)| \rightarrow |\gamma_y(-T)| > R$ as $n \rightarrow +\infty$. Together with (2.7), (2.8) and (2.9), one infers the existence of an integer $N \in \mathbb{N}$ such that

$$|\gamma_{x_N}(0)| = |x_N| < r, \quad |\gamma_{x_N}(t_N)| < r, \quad 0 < t_N - T < t_N \quad \text{and} \quad |\gamma_{x_N}(t_N - T)| > R (> r). \quad (2.10)$$

By continuity of the parametrization $t \mapsto \gamma_{x_N}(t)$ of Γ_{x_N} , there are some real number α and β such that

$$0 < \alpha < t_N - T < \beta < t_N, \quad |\gamma_{x_N}(\alpha)| = |\gamma_{x_N}(\beta)| = r \quad \text{and} \quad |\gamma_{x_N}(t)| > r \quad \text{for all } t \in (\alpha, \beta),$$

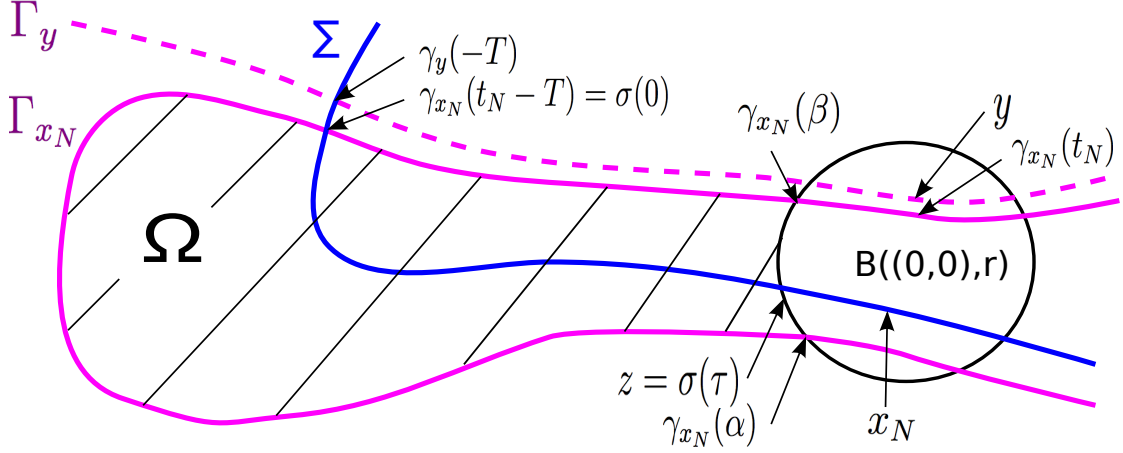


Figure 1: The streamlines Γ_{x_N} and Γ_y , the domain Ω , and the trajectory Σ

see Figure 1.

Let then Ω be the non-empty bounded domain (open and connected set) surrounded by the closed simple curve $\gamma_{x_N}([\alpha, \beta]) \cup A$, where A is the arc on the circle $\partial B((0,0), r)$ joining $\gamma_{x_N}(\alpha)$ and $\gamma_{x_N}(\beta)$ in such a way that $\Omega \cap B((0,0), r) = \emptyset$ (Ω is the hatched region in Figure 1). Let $\Sigma := \Sigma_{\gamma_{x_N}(t_N - T)}$ be the trajectory of the gradient flow containing the point $\gamma_{x_N}(t_N - T)$, and let $\sigma := \sigma_{\gamma_{x_N}(t_N - T)}$ be the solution of (2.4) with initial value $\sigma(0) = \gamma_{x_N}(t_N - T)$. Since Σ is orthogonal to Γ_{x_N} at the point $\gamma_{x_N}(t_N - T)$ with $t_N - T \in (\alpha, \beta)$ and since Σ is unbounded by Lemma 2.1, one infers the existence of a real number $\tau \neq 0$ such that

$$\sigma(\tau) \in \partial\Omega \quad \text{and} \quad \sigma(t) \in \Omega \quad \text{for all } t \in I,$$

where I denotes the open interval $I = (0, \tau)$ if $\tau > 0$ (resp. $I = (\tau, 0)$ if $\tau < 0$).

Since u is constant along $\gamma_{x_N}([\alpha, \beta])$ and $t \mapsto u(\sigma(t))$ is increasing by Lemma 2.2, it follows that $\sigma(\tau) \in A$. Lemma 2.2 also implies that $|u(\sigma(\tau)) - u(\sigma(0))| \geq \eta |\sigma(\tau) - \sigma(0)|$, that is,

$$|u(\sigma(\tau)) - u(\gamma_{x_N}(t_N - T))| \geq \eta |\sigma(\tau) - \gamma_{x_N}(t_N - T)|.$$

But $|u(\gamma_{x_N}(t_N - T))| = |u(x_N)| \leq M_r = \max_{\overline{B((0,0), r)}} |u|$ since $|x_N| < r$ by (2.10). Furthermore, $|u(\sigma(\tau))| \leq M_r$ too since $\sigma(\tau) \in A \subset \partial B((0,0), r)$. Thus,

$$\eta |\sigma(\tau) - \gamma_{x_N}(t_N - T)| \leq |u(\sigma(\tau)) - u(\gamma_{x_N}(t_N - T))| \leq 2M_r.$$

Since $|\sigma(\tau)| = r$ and $|\gamma_{x_N}(t_N - T)| > R$ by (2.10), the triangle inequality yields $\eta(R - r) < 2M_r$. That contradicts the choice of R in (2.9) and the proof of Lemma 2.4 is thereby complete. \square

The following lemma shows the important property that two streamlines Γ_y and Γ_z are close to each other in the sense of Hausdorff distance when y and z are close to a given point x . We recall that, for any two subsets A and B of \mathbb{R}^2 , their Hausdorff distance $d_{\mathcal{H}}(A, B)$ is defined as

$$d_{\mathcal{H}}(A, B) = \max \left(\sup \{d(a, B); a \in A\}, \sup \{d(b, A); b \in B\} \right),$$

where $d(x, E) = \inf \{|x - y|; y \in E\}$ for any $x \in \mathbb{R}^2$ and $E \subset \mathbb{R}^2$.

Lemma 2.5 *For any $x \in \mathbb{R}^2$ and any $\varepsilon > 0$, there is $r > 0$ such that $d_{\mathcal{H}}(\Gamma_y, \Gamma_z) \leq \varepsilon$ for all y and z in $B(x, r)$.*

Proof. We fix $x \in \mathbb{R}^2$ and $\varepsilon > 0$. Up to translation and rotation of the frame, let us assume without loss of generality that x is the origin

$$x = (0, 0),$$

and that $v(x) = v(0, 0)$ points in the x_2 direction, that is, $v(0, 0) = |v(0, 0)|e_2$ with $e_2 = (0, 1)$. Firstly, by continuity of u , there is $r_0 > 0$ such that

$$\sup_{B((0,0), r_0)} u \leq \varepsilon \eta, \quad (2.11)$$

where for any subset $E \subset \mathbb{R}^2$,

$$\text{osc}_E u = \sup_E u - \inf_E u$$

denotes the oscillation of u on E , and $\eta > 0$ is given in (2.1). Secondly, since

$$\frac{\partial u}{\partial x_1}(0, 0) = v_2(0, 0) = |v(0, 0)| > 0$$

and u is (at least) of class C^1 , there are some real numbers $r \in (0, r_0)$ and $r^- \leq -r < 0 < r \leq r^+$ such that $\frac{\partial u}{\partial x_1}(\cdot, 0) > 0$ in (r^-, r^+) and

$$\bigcup_{X \in B((0,0), r)} \Gamma_X = \bigcup_{x_1 \in (r^-, r^+)} \Gamma_{(x_1, 0)}.$$

In other words, the streamlines of the flow generated by points in the ball $B((0, 0), r)$ are actually generated by the points of the one-dimensional straight curve

$$I = \{(x_1, 0); r^- < x_1 < r^+\} = (r^-, r^+) \times \{0\},$$

and these streamlines $\Gamma_{(x_1, 0)}$ are pairwise distinct since u is one-to-one on I .

Let now y and z any two points in the ball $B((0, 0), r)$, such that $\Gamma_y \neq \Gamma_z$. From the previous paragraph, there are some real numbers \tilde{y}_1 and \tilde{z}_1 in (r^-, r^+) such that

$$\Gamma_y = \Gamma_{\tilde{y}} \text{ and } \Gamma_z = \Gamma_{\tilde{z}}, \text{ with } \tilde{y} = (\tilde{y}_1, 0) \text{ and } \tilde{z} = (\tilde{z}_1, 0).$$

Since $\Gamma_y \neq \Gamma_z$, there holds $\tilde{y} \neq \tilde{z}$. Without loss of generality, one can then assume that

$$r^- < \tilde{y}_1 < \tilde{z}_1 < r^+$$

(hence, $u(y) = u(\tilde{y}_1, 0) < u(\tilde{z}_1, 0) < u(z)$). Denote

$$G = \bigcup_{x_1 \in (\tilde{y}_1, \tilde{z}_1)} \Gamma_{(x_1, 0)}. \quad (2.12)$$

Let us list in this paragraph and the next one some elementary properties of the set G . First of all, owing to its definition, G is connected. Secondly, we claim that the set G is open. To show this property, let X be any point in G . By definition, there are $x_1 \in (\tilde{y}_1, \tilde{z}_1)$ and $\tau \in \mathbb{R}$ such that $X = \gamma_{(x_1, 0)}(\tau)$, that is, $(x_1, 0) = \gamma_X(-\tau)$. Since $|v(x_1, 0)| > 0$ and $v_2(x_1, 0) = \frac{\partial u}{\partial x_1}(x_1, 0) > 0$,

there is $\rho > 0$ such that $\Gamma_{x'}$ intersects the one-dimensional straight curve $(\tilde{y}_1, \tilde{z}_1) \times \{0\}$ for every $x' \in B((x_1, 0), \rho)$. On the other hand, by Cauchy-Lipschitz theorem, there is $\delta > 0$ such that, for every $x'' \in B(X, \delta)$, $\gamma_{x''}(-\tau) \in B((x_1, 0), \rho)$ and then $\Gamma_{x''}$ intersects $(\tilde{y}_1, \tilde{z}_1) \times \{0\}$. Therefore, $B(X, \delta) \subset G$ and the set G is then open.

Thirdly, we claim that

$$\partial G = \Gamma_y \cup \Gamma_z. \quad (2.13)$$

Indeed, first of all, since the map $X \mapsto \gamma_X(t)$ is continuous for every $t \in \mathbb{R}$ and since G is open, it follows that $\Gamma_y \cup \Gamma_z = \Gamma_{(\tilde{y}_1, 0)} \cup \Gamma_{(\tilde{z}_1, 0)} \subset \partial G$. Conversely, let now X be any point in ∂G . There are then some sequences $(x_{1,n})_{n \in \mathbb{N}}$ in $(\tilde{y}_1, \tilde{z}_1)$ and $(t_n)_{n \in \mathbb{N}}$ in \mathbb{R} such that $\gamma_{(x_{1,n}, 0)}(t_n) \rightarrow X$ as $n \rightarrow +\infty$. Since the sequence $((x_{1,n}, 0))_{n \in \mathbb{N}}$ is bounded, Lemma 2.4 implies that the sequence $(t_n)_{n \in \mathbb{N}}$ is bounded too. Therefore, up to extraction of a subsequence, there holds $x_{1,n} \rightarrow x_1 \in [\tilde{y}_1, \tilde{z}_1]$ and $t_n \rightarrow t \in \mathbb{R}$ as $n \rightarrow +\infty$, hence $X = \gamma_{(x_1, 0)}(t)$ and $X \in \Gamma_{(x_1, 0)}$. But $X \notin G$ since $X \in \partial G$ and G is open. Thus, either $x_1 = \tilde{y}_1$ or $x_1 = \tilde{z}_1$. In other words, $X \in \Gamma_{(\tilde{y}_1, 0)} \cup \Gamma_{(\tilde{z}_1, 0)} = \Gamma_y \cup \Gamma_z$. Finally, $\partial G \subset \Gamma_y \cup \Gamma_z$ and the claim (2.13) has been shown.

In order to complete the proof of Lemma 2.5, consider any point $Y \in \Gamma_y$. Let Σ'_Y be the restriction to \overline{G} of the trajectory Σ_Y of the gradient flow $\dot{\sigma} = \nabla u$ containing Y ($Y \in \Gamma_y \subset \partial G$) and let σ_Y be the solution of (2.4) starting at $\sigma_Y(0) = Y$. Remember that the function $t \mapsto g_Y(t) := u(\sigma_Y(t))$ is increasing in \mathbb{R} by Lemma 2.2. Since $u(Y) = u(y) = u(\tilde{y}_1, 0) < u(\tilde{z}_1, 0) = u(z)$ and $\nabla u(Y)$ is orthogonal to ∂G at Y , there is $t_0 > 0$ such that $\sigma_Y(t) \in G$ for all $t \in (0, t_0)$. Furthermore, one infers from the definition of the streamlines and from (2.12) that u is bounded in the open set G . Since $\partial G = \Gamma_y \cup \Gamma_z$ and $g'_Y(t) \geq \eta^2 > 0$ in \mathbb{R} , there is $t_1 > 0$ such that $\sigma_Y(t) \in G$ for all $t \in (0, t_1)$ and $Z := \sigma_Y(t_1) \in \partial G$ (hence, $Z \in \Gamma_z$ since $u(\sigma_Y(\cdot))$ is increasing). Therefore, Σ'_Y can be parametrized by $\sigma_Y(t)$ for $t \in [0, t_1]$ and, by Lemma 2.2,

$$|Y - Z| = |\sigma_Y(0) - \sigma_Y(t_1)| \leq \frac{u(\sigma_Y(t_1)) - u(\sigma_Y(0))}{\eta} = \frac{u(Z) - u(Y)}{\eta} = \frac{u(z) - u(y)}{\eta}.$$

Since both points y and z belong to $B((0, 0), r) \subset B((0, 0), r_0)$ and $\text{osc}_{B((0, 0), r_0)} u \leq \varepsilon \eta$ by (2.11), one infers that $|Y - Z| \leq \varepsilon$. Since $Z \in \Gamma_z$, it follows that

$$d(Y, \Gamma_z) \leq \varepsilon.$$

As Y was arbitrary in Γ_y and both points y and z play a similar role, one concludes that $d_{\mathcal{H}}(\Gamma_y, \Gamma_z) \leq \varepsilon$. The proof of Lemma 2.5 is thereby complete. \square

Based on the previous results, we show in the following lemma that the level curves of u foliate the plane \mathbb{R}^2 in a monotone way.

Lemma 2.6 *For any trajectory Σ of the gradient flow, there holds*

$$\bigcup_{x \in \Sigma} \Gamma_x = \mathbb{R}^2. \quad (2.14)$$

Notice that this lemma implies that any level set of u has only one connected component. Indeed, for any $\lambda \in \mathbb{R}$, Lemma 2.1 implies that there is a unique $x \in \Sigma$ such that $u(x) = \lambda$. Since u is constant along any streamline, it follows then from Lemma 2.6 that the level set $\{y \in \mathbb{R}^2; u(y) = \lambda\}$ is equal to the streamline Γ_x and thus has only one connected component.

Proof. Consider any trajectory Σ of the gradient flow $\dot{\sigma} = \nabla u$ and let $X \in \Sigma$, that is, $\Sigma = \Sigma_X$. Denote

$$E = \bigcup_{x \in \Sigma} \Gamma_x$$

and let us show that $E = \mathbb{R}^2$. First of all, E is not empty and, with the same arguments as for the set G defined in (2.12), one gets that E is open.

To conclude that $E = \mathbb{R}^2$, it is then sufficient to show that E is closed. So, let $(y_n)_{n \in \mathbb{N}}$ be a sequence in E and $y \in \mathbb{R}^2$ such that $y_n \rightarrow y$ as $n \rightarrow +\infty$. Owing to the definition of E and given the parametrizations $t \mapsto \gamma_x(t)$ of Γ_x for every $x \in \mathbb{R}^2$, there are some sequences $(x_n)_{n \in \mathbb{N}}$ in Σ and $(t_n)_{n \in \mathbb{N}}$ in \mathbb{R} such that

$$y_n = \gamma_{x_n}(t_n) \quad \text{for all } n \in \mathbb{N}.$$

Furthermore, since $\sigma_X(\cdot)$ is a parametrization of Σ , there is a sequence $(\tau_n)_{n \in \mathbb{N}}$ in \mathbb{R} such that

$$x_n = \sigma_X(\tau_n) \quad \text{for all } n \in \mathbb{N}.$$

Since $u(\sigma_X(\tau_n)) = u(x_n) = u(y_n) \rightarrow u(y)$ as $n \rightarrow +\infty$ (by continuity of u and definition of the streamlines Γ_{x_n}) and $|u(\sigma_X(\tau))| \rightarrow +\infty$ as $|\tau| \rightarrow +\infty$ by Lemma 2.1, it follows that the sequence $(\tau_n)_{n \in \mathbb{N}}$ is bounded. Up to extraction of a subsequence, there is $\tau \in \mathbb{R}$ such that $\tau_n \rightarrow \tau$ as $n \rightarrow +\infty$, hence

$$x_n = \sigma_X(\tau_n) \rightarrow x := \sigma_X(\tau) (\in \Sigma) \quad \text{as } n \rightarrow +\infty.$$

Consider now any $\varepsilon > 0$. For n large enough, one has $|x_n - x| \leq \varepsilon$. Moreover, from Lemma 2.5, there holds

$$d_{\mathcal{H}}(\Gamma_{y_n}, \Gamma_y) \leq \varepsilon \quad \text{for } n \text{ large enough,}$$

that is, $d_{\mathcal{H}}(\Gamma_{x_n}, \Gamma_y) \leq \varepsilon$ ($\Gamma_{x_n} = \Gamma_{y_n}$ by definition of x_n). Therefore, $d(x_n, \Gamma_y) \leq \varepsilon$ for n large enough, hence $d(x, \Gamma_y) \leq 2\varepsilon$. As a consequence, since $\varepsilon > 0$ can be arbitrarily small, $d(x, \Gamma_y) = 0$. On the other hand, Γ_y is a closed subset of \mathbb{R}^2 from its definition and from Lemma 2.3. Thus, $x \in \Gamma_y$. In other words, $\Gamma_y = \Gamma_x$ and $y \in \Gamma_x$. Finally, $y \in E$ and E is closed. As a conclusion, $E = \mathbb{R}^2$ and the proof of Lemma 2.6 is thereby complete. \square

Remark 2.7 As a immediate corollary of Lemma 2.6, it follows that the trajectories of the gradient flow foliate the whole plane \mathbb{R}^2 in the sense that the family of trajectories of the gradient flow can be parametrized by the points along any streamline of the flow. More precisely, for any streamline Γ of the flow, there holds

$$\bigcup_{y \in \Gamma} \Sigma_y = \mathbb{R}^2.$$

The property will actually not be used in the sequel, but we state it as an interesting counterpart of (2.14).

From Lemma 2.6, the level curves of u foliate the plane \mathbb{R}^2 in the sense that the family of streamlines can be parametrized by the points along any trajectory of the gradient flow. Since Δu turns out to be constant along any streamline, the function u will then satisfy a simple semilinear elliptic equation in \mathbb{R}^2 . Namely, the following result holds.

Lemma 2.8 *There is a C^1 function $f : \mathbb{R} \rightarrow \mathbb{R}$ such that u is a classical solution of*

$$\Delta u + f(u) = 0 \quad \text{in } \mathbb{R}^2. \tag{2.15}$$

Proof. Let $\Sigma = \Sigma_{(0,0)}$ be the trajectory of the gradient flow going through the origin, and let $\sigma = \sigma_{(0,0)} : \mathbb{R} \rightarrow \mathbb{R}^2$ be its $C^1(\mathbb{R})$ parametrization defined by (2.4) with $x = (0,0)$. As already underlined in the proof of Lemmas 2.1 and 2.2, the $C^1(\mathbb{R})$ function $g : \mathbb{R} \rightarrow \mathbb{R}$, $t \mapsto g(t) := u(\sigma(t))$ is increasing and $g'(t) \geq \eta^2 > 0$ for all $t \in \mathbb{R}$. Let $g^{-1} \in C^1(\mathbb{R})$ be the reciprocal function of g and let us now define

$$\begin{aligned} f : \mathbb{R} &\rightarrow \mathbb{R} \\ s &\mapsto f(s) := -\Delta u(\sigma(g^{-1}(s))), \end{aligned}$$

that is,

$$f(g(t)) = -\Delta u(\sigma(t))$$

for all $t \in \mathbb{R}$. Since u is of class $C^3(\mathbb{R}^2)$ and both σ and g^{-1} are of class $C^1(\mathbb{R})$, one infers that f is of class $C^1(\mathbb{R})$ too.

Let us then show that u is a classical solution of the elliptic equation (2.15). Indeed, since

$$\Delta u = \frac{\partial v_2}{\partial x_1} - \frac{\partial v_1}{\partial x_2} \quad \text{in } \mathbb{R}^2$$

and since this $C^1(\mathbb{R}^2)$ function satisfies

$$v \cdot \nabla(\Delta u) = v \cdot \nabla \left(\frac{\partial v_2}{\partial x_1} - \frac{\partial v_1}{\partial x_2} \right) = 0 \quad \text{in } \mathbb{R}^2$$

by (1.1), one infers that the function Δu is constant along any streamline of v , that is, along any level curve of u .

Let finally x be any point in \mathbb{R}^2 . From Lemma 2.6, the streamline Γ_x intersects Σ . Therefore, since u is constant along Γ_x and $\sigma : \mathbb{R} \rightarrow \Sigma$ is one-to-one (as $g = u \circ \sigma : \mathbb{R} \rightarrow \mathbb{R}$ is one-to-one too), there is a unique $t_x \in \mathbb{R}$ such that $\sigma(t_x) \in \Gamma_x$, and

$$g(t_x) = u(\sigma(t_x)) = u(x).$$

As a conclusion, since the function Δu is constant on the streamline Γ_x (containing both x and $\sigma(t_x)$), one infers from the definitions of g and f that

$$\Delta u(x) = \Delta u(\sigma(t_x)) = -f(g(t_x)) = -f(u(x)).$$

The proof of Lemma 2.8 is thereby complete. \square

Remark 2.9 If v is not assumed to be in $L^\infty(\mathbb{R}^2)$ anymore, then v is still locally bounded (since it is at least continuous). In that case, for every $x \in \mathbb{R}^2$, the function σ_x solving (2.4) would be defined in a maximal interval (t_x^-, t_x^+) with $-\infty \leq t_x^- < 0 < t_x^+ \leq +\infty$, and $|\sigma_x(t)| \rightarrow +\infty$ as $t \rightarrow t_x^-$ if $t_x^- \in \mathbb{R}$ (resp. as $t \rightarrow t_x^+$ if $t_x^+ \in \mathbb{R}$). Furthermore, the arguments used in the proof of Lemma 2.1 still imply that $|\sigma_x(t)| \rightarrow +\infty$ as $t \rightarrow t_x^-$ if $t_x^- = -\infty$ (resp. as $t \rightarrow t_x^+$ if $t_x^+ = +\infty$). In particular, any trajectory Σ of the gradient flow is still unbounded. Property (2.6) in Lemma 2.2 still holds as well, as soon as $I = [\min(\alpha, \beta), \max(\alpha, \beta)] \subset (t_x^-, t_x^+)$, for any $x \in \Sigma$ with $\sigma = \sigma_x$. For every $x \in \mathbb{R}^2$, the arc length parametrization $t \mapsto \varsigma_x(t)$ of Σ_x solving

$$\dot{\varsigma}_x(t) = \frac{\nabla u(\varsigma_x(t))}{|\nabla u(\varsigma_x(t))|}$$

is defined in the whole interval \mathbb{R} , and the function $h : t \mapsto u(\varsigma_x(t))$ satisfies $h'(t) = |\nabla u(\varsigma_x(t))| \geq \eta > 0$, hence $u(\varsigma_x(t)) \rightarrow \pm\infty$ as $t \rightarrow \pm\infty$.

Similarly, for every $x \in \mathbb{R}^2$, the function γ_x solving (2.3) would be defined in a maximal interval (τ_x^-, τ_x^+) with $-\infty \leq \tau_x^- < 0 < \tau_x^+ \leq +\infty$, and $|\gamma_x(t)| \rightarrow +\infty$ as $t \rightarrow \tau_x^-$ if $\tau_x^- \in \mathbb{R}$ (resp. as $t \rightarrow \tau_x^+$ if $\tau_x^+ \in \mathbb{R}$). Moreover, if $\tau_x^- = -\infty$ (resp. $\tau_x^+ = +\infty$), the arguments used in the proof of Lemma 2.3 still imply that $|\gamma_x(t)| \rightarrow +\infty$ as $t \rightarrow \tau_x^- = -\infty$ (resp. as $t \rightarrow \tau_x^+ = +\infty$). Therefore, in all cases, whether τ_x^\pm be finite or not, one has $|\gamma_x(t)| \rightarrow +\infty$ as $t \rightarrow \tau_x^\pm$ and the streamline Γ_x is unbounded. In particular, for every $x \in \mathbb{R}^2$, the arc length parametrization $t \mapsto \zeta_x(t)$ of Γ_x solving

$$\dot{\zeta}_x(t) = \frac{v(\zeta_x(t))}{|v(\zeta_x(t))|}$$

is defined in the whole interval \mathbb{R} . With the unboundedness of each trajectory of the gradient flow and with (2.6), the arguments used in the proof of Lemma 2.4 can be repeated with the parametrizations ζ_x instead of γ_x : in other words, for every bounded set K , there holds $|\zeta_x(t)| \rightarrow +\infty$ as $|t| \rightarrow +\infty$ uniformly in $x \in K$. Similarly, the proofs of Lemmas 2.5, 2.6 and 2.8 can be done with the parametrizations ζ_x and ς_x instead of γ_x and σ_x .

To sum up, the conclusions of the aforementioned lemmas still hold if v is not assumed to be in $L^\infty(\mathbb{R}^2)$. Actually, the purpose of this remark is to make a connection with the beginning of the proof of [10, Theorem 1.1], where the flow v , which was there defined in a two-dimensional strip, was indeed not assumed to be a priori bounded. Namely, the beginnings of the proofs of [10, Theorem 1.1] and of Theorem 1.1 of the present paper are similar, even if more details and additional properties are proved here, such as the unboundedness of the trajectories of the gradient flow and the uniform unboundedness of the streamlines emanating from a bounded region. However, the remaining part of the proof of Theorem 1.1 of the present paper, as well as the proof of Proposition 2.10 below, strongly uses the boundedness of v (and, as emphasized in Section 1, the conclusion of Theorem 1.1 is not valid in general without the boundedness of v).

2.2 End of the proof of Theorem 1.1 in the general case

In order to complete the proof of Theorem 1.1, the following proposition provides a key estimate on the argument of the vector field ∇u . More precisely, since the $C^2(\mathbb{R}^2)$ function ∇u does not vanish, there is a $C^2(\mathbb{R}^2)$ function $\varphi : \mathbb{R}^2 \rightarrow \mathbb{R}$ such that

$$\frac{\nabla u(x)}{|\nabla u(x)|} = (\cos \varphi(x), \sin \varphi(x)) \quad (2.16)$$

for all $x \in \mathbb{R}^2$. Notice that the argument φ of ∇u is uniquely defined in \mathbb{R}^2 up to a multiple of 2π . The function φ satisfies the following estimate.

Proposition 2.10 *There holds*

$$|\varphi(x)| = O(\ln |x|) \quad \text{as } |x| \rightarrow +\infty. \quad (2.17)$$

Remark 2.11 Similarly, there is a $C^2(\mathbb{R}^2)$ function ϕ such that

$$\frac{v(x)}{|v(x)|} = (\cos \phi(x), \sin \phi(x)) \quad \text{for all } x \in \mathbb{R}^2. \quad (2.18)$$

Since $v = \nabla^\perp u$ in \mathbb{R}^2 , there is an integer $q \in \mathbb{Z}$ such that

$$\phi(x) = \varphi(x) + \pi/2 + 2\pi q \quad \text{for all } x \in \mathbb{R}^2. \quad (2.19)$$

The argument ϕ of v then satisfies $|\phi(x)| = O(\ln |x|)$ as $|x| \rightarrow +\infty$ by Proposition 2.10.

In order not to loose the main thread of the proof of Theorem 1.1, the proof of Proposition 2.10 is postponed in Section 3.

Let us then derive a simple elliptic equation for the argument φ of ∇u (see also [6] for more general situations). Consider any point $x \in \mathbb{R}^2$. Assume first that $\nabla u(x)$ is not parallel to the vector $(0, 1)$, that is $\frac{\partial u}{\partial x_1}(x) \neq 0$. In other words, by continuity of ∇u , there is $k \in \mathbb{N}$ such that

$$\varphi = \arctan\left(\frac{\partial u}{\partial x_2} / \frac{\partial u}{\partial x_1}\right) + k\pi$$

in a neighborhood of x . Hence, a straightforward calculation leads to

$$|\nabla u|^2 \nabla \varphi = \frac{\partial u}{\partial x_1} \nabla \left(\frac{\partial u}{\partial x_2} \right) - \frac{\partial u}{\partial x_2} \nabla \left(\frac{\partial u}{\partial x_1} \right) \quad (2.20)$$

in a neighborhood of x . Similarly, if $\nabla u(x)$ is not parallel to the vector $(1, 0)$, then $\cot(\varphi) = \frac{\partial u}{\partial x_1} / \frac{\partial u}{\partial x_2}$ in a neighborhood of x , and formula (2.20) still holds in a neighborhood of x . Therefore, (2.20) holds in \mathbb{R}^2 . On the other hand, by Lemma 2.8 and differentiating (2.15) with respect to both variables x_1 and x_2 , it follows that

$$\Delta \left(\frac{\partial u}{\partial x_1} \right) + f'(u) \frac{\partial u}{\partial x_1} = \Delta \left(\frac{\partial u}{\partial x_2} \right) + f'(u) \frac{\partial u}{\partial x_2} = 0 \quad \text{in } \mathbb{R}^2. \quad (2.21)$$

Together with (2.20), one obtains that

$$\operatorname{div}(|\nabla u|^2 \nabla \varphi) = 0 \quad \text{in } \mathbb{R}^2. \quad (2.22)$$

Proposition 2.10 implies in particular that $|\varphi(x)| = o(|x|^\alpha)$ as $|x| \rightarrow +\infty$, for any $\alpha > 0$. Since φ satisfies the elliptic equation (2.22) with $|\nabla u| = |v|$ ranging between two positive constants by assumption, it then follows from [11, Theorem 4] that φ is equal to a constant φ_0 . Therefore,

$$\nabla u(x) \cdot e = 0 \quad \text{for all } x \in \mathbb{R}^2,$$

with $e = (-\sin \varphi_0, \cos \varphi_0)$, which means that $v(x)$ is parallel to the vector e for all $x \in \mathbb{R}^2$. In other words, v is a shear flow and, since it is divergence free, it can then be written as in (1.2), namely $v(x) = V(x \cdot e^\perp) e$. Lastly, by continuity and (1.3), the function $V : \mathbb{R} \rightarrow \mathbb{R}$ has a constant strict sign. The proof of Theorem 1.1 is thereby complete. \square

Remark 2.12 We point out that equation (2.22) can be rewritten as

$$\operatorname{div}(|v|^2 \nabla \arg(v)) = 0, \quad (2.23)$$

in \mathbb{R}^2 , where $\arg(v) = \phi$ is the $C^2(\mathbb{R}^2)$ argument of the flow v given in (2.18) and satisfying (2.19). As a matter of fact, from the derivation of (2.22) in the previous section, equation (2.23) holds for any $C^2(\Omega)$ flow v solving (1.1) in a domain $\Omega \subset \mathbb{R}^2$, in a neighborhood of any point where v does not vanish. It also holds globally in Ω if Ω is simply connected and v has no stagnation point in the whole domain Ω .

2.3 End of the proof of Theorem 1.1 in the monotone case

The goal of this section is to provide an alternate proof of Theorem 1.1, without making use of Proposition 2.10, but with the additional assumption that $v(x)$ belongs to a fixed half-plane $\{x \in \mathbb{R}^2; x \cdot e > 0\}$ for some unit vector $e \in \mathbb{S}^1$, see Remark 1.4. That is, we assume in this section that

$$v \cdot e > 0 \text{ in } \mathbb{R}^2. \quad (2.24)$$

Of course, the assumption (2.24) implies that the $C^2(\mathbb{R}^2)$ argument ϕ of v defined by (2.18) is bounded, and so is the argument φ of ∇u defined by (2.16), thanks to (2.19). Therefore, the function φ satisfies (2.17) and is even a bounded solution of (2.22). As above, this yields the desired conclusion.

But here, with the assumption (2.24), we would like to provide an alternate proof of the main result, without making use of the argument φ of ∇u . To do so, up to rotation of the frame, let us assume without loss of generality that $e = (-1, 0)$. In other words, we assume here that

$$\frac{\partial u}{\partial x_2} > 0 \text{ in } \mathbb{R}^2.$$

From Lemma 2.8, both $C^2(\mathbb{R}^2)$ functions $\frac{\partial u}{\partial x_1}$ and $\frac{\partial u}{\partial x_2}$ satisfy the equation (2.21), with $f'(u(\cdot)) \in L_{loc}^\infty(\mathbb{R}^2)$. Since $|\nabla u| = |v|$ is bounded and $\frac{\partial u}{\partial x_2}$ is positive, it follows directly from [3, Theorem 1.8] that $\frac{\partial u}{\partial x_1}$ and $\frac{\partial u}{\partial x_2}$ are proportional. Hence, ∇u is parallel to a constant vector and the conclusion follows, as in Section 2.2 above.

3 Proof of Proposition 2.10

As already emphasized in Section 2.2, the proof of Theorem 1.1 relies on Proposition 2.10. The main underlying idea in the proof of Proposition 2.10 is the fact that, if the argument φ of ∇u given in (2.16) were too large at infinity, then there would be some trajectories Σ of the gradient flow which would turn too many times. Since u grows at least (and at most too) linearly along the trajectories Σ while it grows at most linearly in any direction, one would then get a contradiction.

The proof of Proposition 2.10 is itself divided into several lemmas and subsections. In Section 3.1, we show some estimates on the oscillation of the argument of any C^1 embedding between two points, in terms of its surrounding arcs. In Sections 3.2 and 3.3, we show the logarithmic growth of the argument of ∇u along any of its trajectories and along any streamline. Lastly, we complete the proof of Proposition 2.10 in Section 3.4.

3.1 Estimating the oscillations of the argument of any C^1 embedding

Let us first introduce a few useful notations. For any two points $x \neq y$ in \mathbb{R}^2 , let

$$L_{x,y} = \{(1-t)x + ty; t \in \mathbb{R}\}$$

be the line containing both x and y . Let

$$[x, y] = \{(1-t)x + ty; t \in [0, 1]\}$$

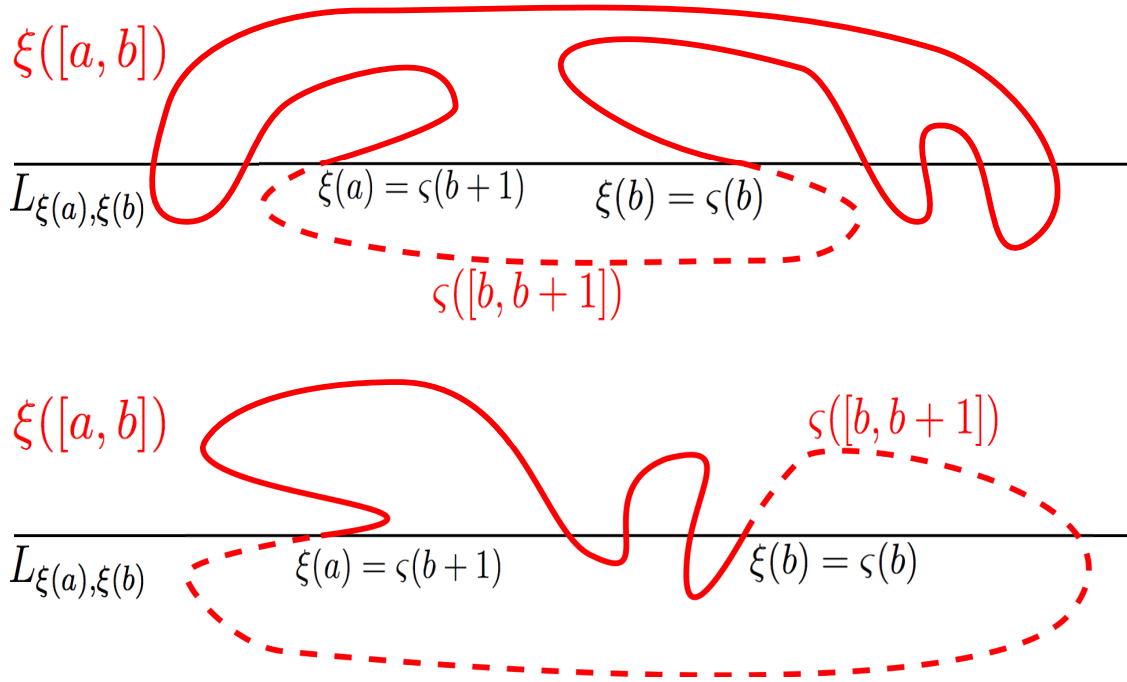


Figure 2: Non-intersecting arcs $\xi([a, b])$ with $\xi([a, b]) \cap (\xi(a), \xi(b)) = \emptyset$ (top) and $\xi([a, b]) \cap (L_{\xi(a), \xi(b)} \setminus [\xi(a), \xi(b)]) = \emptyset$ (bottom)

be the segment joining x and y . Similarly, we denote $(x, y] = \{(1-t)x + ty; t \in (0, 1]\}$, $[x, y) = \{(1-t)x + ty; t \in [0, 1)\}$ and $(x, y) = \{(1-t)x + ty; t \in (0, 1)\}$. We also say that a point $z \in L_{x,y}$ is on the left (resp. right) of x with respect to y if $(z-x) \cdot (y-x) < 0$ (resp. > 0).

For any C^1 embedding $\xi : \mathbb{R} \rightarrow \mathbb{R}^2$ (one-to-one map such that $|\dot{\xi}(t)| > 0$ for all $t \in \mathbb{R}$), let θ be one of its continuous arguments, defined by

$$\frac{\dot{\xi}(t)}{|\dot{\xi}(t)|} = (\cos \theta(t), \sin \theta(t)) \quad (3.1)$$

for all $t \in \mathbb{R}$. The continuous function θ is well defined, and it is unique up to multiples of 2π (it is unique if it is normalized so that $\theta(0) \in [0, 2\pi)$). The following two lemmas provide some fundamental estimates of the oscillations of the argument $\theta(t)$ between any two real numbers a and b , according to the number of times $\xi(t)$ turns around $\xi(a)$ and $\xi(b)$ for $t \in [a, b]$.

First of all, for any $a < b \in \mathbb{R}$, we say that the arc $\xi([a, b])$ is non-intersecting if

$$\xi([a, b]) \cap (\xi(a), \xi(b)) = \emptyset \quad \text{or} \quad \xi([a, b]) \cap (L_{\xi(a), \xi(b)} \setminus [\xi(a), \xi(b)]) = \emptyset, \quad (3.2)$$

see Figure 2.

Lemma 3.1 *Let $\xi : \mathbb{R} \rightarrow \mathbb{R}^2$ be any C^1 embedding, let θ be one of its continuous arguments, defined as in (3.1), and let $a < b$ be any two real numbers. If the arc $\xi([a, b])$ is non-intersecting, then $|\theta(a) - \theta(b)| \leq 4\pi$.*

Proof. Let us first consider the case where $\xi([a, b]) \cap (\xi(a), \xi(b)) = \emptyset$. There is then a $C^1([b, b+1])$

embedding $\varsigma : [b, b+1] \rightarrow \mathbb{R}^2$ such that

$$\begin{cases} \varsigma(b) = \xi(b), & \varsigma(b+1) = \xi(a), \\ \dot{\varsigma}(b) = \dot{\xi}(b), & \dot{\varsigma}(b+1) = \dot{\xi}(a), \\ \varsigma([b, b+1]) \cap \xi([a, b]) = \{\xi(a), \xi(b)\} \end{cases} \quad (3.3)$$

and

$$|\vartheta(b+1) - \vartheta(b)| \leq 2\pi, \quad (3.4)$$

where $\vartheta : [b, b+1] \rightarrow \mathbb{R}$ is the unique continuous function such that

$$\frac{\dot{\varsigma}(t)}{|\dot{\varsigma}(t)|} = (\cos \vartheta(t), \sin \vartheta(t)) \text{ for all } t \in [b, b+1] \text{ and } \vartheta(b) = \theta(b) \quad (3.5)$$

(see Figure 2). Let now $\bar{\xi}$ and $\bar{\theta}$ be the functions defined by

$$\bar{\xi}(t) = \begin{cases} \xi(t) & \text{if } t \in [a, b], \\ \varsigma(t) & \text{if } t \in (b, b+1], \end{cases} \quad \text{and} \quad \bar{\theta}(t) = \begin{cases} \theta(t) & \text{if } t \in [a, b], \\ \vartheta(t) & \text{if } t \in (b, b+1]. \end{cases}$$

These functions are respectively C^1 and continuous in $[a, b+1]$. Furthermore,

$$\frac{\dot{\bar{\xi}}(t)}{|\dot{\bar{\xi}}(t)|} = (\cos \bar{\theta}(t), \sin \bar{\theta}(t)) \text{ for all } t \in [a, b+1]$$

and the closed curve $\bar{\xi}([a, b+1])$ is the boundary of a non-empty domain in \mathbb{R}^2 by the third property in (3.3). Lastly, $\bar{\xi}$ is one-to-one on $[a, b+1]$, while $\bar{\xi}(b+1) = \bar{\xi}(a)$ and $\dot{\bar{\xi}}(b+1) = \dot{\bar{\xi}}(a)$. Therefore, the continuous argument $\bar{\theta}$ of $\dot{\bar{\xi}}$ is such that

$$|\bar{\theta}(b+1) - \bar{\theta}(a)| = 2\pi.$$

In other words, $|\vartheta(b+1) - \theta(a)| = 2\pi$. Since $|\vartheta(b+1) - \vartheta(b)| \leq 2\pi$ and $\vartheta(b) = \theta(b)$ by (3.4) and (3.5), one concludes that

$$|\theta(b) - \theta(a)| \leq 4\pi. \quad (3.6)$$

Let us finally consider the case where $\xi([a, b]) \cap (L_{\xi(a), \xi(b)} \setminus [\xi(a), \xi(b)]) = \emptyset$. It is immediate to see that there still exists a $C^1([b, b+1])$ embedding $\varsigma : [b, b+1] \rightarrow \mathbb{R}^2$ satisfying (3.3), (3.4) and (3.5). The remaining arguments are the same as above and (3.6) still holds. The proof of Lemma 3.1 is thereby complete. \square

Consider again any C^1 embedding $\xi : \mathbb{R} \rightarrow \mathbb{R}^2$ with continuous argument θ defined by (3.1) in \mathbb{R} . Let a and b be any real numbers such that $a < b$. Denote

$$E = \{t \in [a, b]; \xi(t) \in L_{\xi(a), \xi(b)}\} \quad \text{and} \quad F = [a, b] \setminus E.$$

One has $F = (a, b) \setminus E$ and, by continuity of ξ , the set F is an open subset of (a, b) . It can then be written as

$$F = \bigcup_{k \in K} I_k,$$

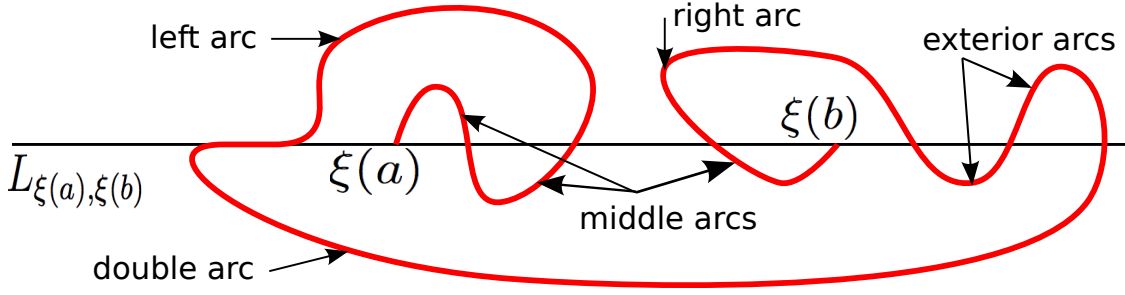


Figure 3: Middle, left, right, double and exterior arcs, relatively to the segment $[\xi(a), \xi(b)]$

where K is an at most countable set and the sets I_k are pairwise disjoint open intervals

$$I_k = (t_k, t'_k)$$

with $a \leq t_k < t'_k \leq b$ for every $k \in K$. For every $k \in K$, there holds

$$\xi(t_k) \in L_{\xi(a), \xi(b)} \quad \text{and} \quad \xi(t'_k) \in L_{\xi(a), \xi(b)}$$

(while $\xi(t) \notin L_{\xi(a), \xi(b)}$ for any $t \in (t_k, t'_k)$). In particular, the arcs $\xi([t_k, t'_k])$ are all non-intersecting, hence

$$|\theta(t_k) - \theta(t'_k)| \leq 4\pi \quad \text{for all } k \in K \quad (3.7)$$

by Lemma 3.1. For $k \in K$, we say that, relatively to the segment $[\xi(a), \xi(b)]$,

$$\text{the arc } \xi([t_k, t'_k]) \text{ is } \begin{cases} \text{a middle arc} & \text{if } [\xi(t_k), \xi(t'_k)] \subset [\xi(a), \xi(b)], \\ \text{a left arc} & \text{if } \xi(a) \in (\xi(t_k), \xi(t'_k)) \text{ and } \xi(b) \notin (\xi(t_k), \xi(t'_k)), \\ \text{a right arc} & \text{if } \xi(b) \in (\xi(t_k), \xi(t'_k)) \text{ and } \xi(a) \notin (\xi(t_k), \xi(t'_k)), \\ \text{a double arc} & \text{if } [\xi(a), \xi(b)] \subset (\xi(t_k), \xi(t'_k)), \\ \text{an exterior arc} & \text{if } [\xi(t_k), \xi(t'_k)] \cap (\xi(a), \xi(b)) = \emptyset, \end{cases}$$

see Figure 3. Notice that these five possibilities are the only ones and that they are pairwise distinct. Let N_l , N_r and N_d denote the numbers of left, right and double arcs, respectively, that is,

$$N_l = \#\{k \in K; \xi([t_k, t'_k]) \text{ is a left arc}\},$$

and similarly for N_r and N_d . These numbers are nonnegative integers or may a priori be $+\infty$.

The next lemma shows that these numbers are actually finite and that their sum controls the difference of the argument θ of $\dot{\xi}$ between a and b .

Lemma 3.2 *Under the above notations, the numbers N_l , N_r and N_d are nonnegative integers, and*

$$|\theta(a) - \theta(b)| \leq 16\pi(N_l + N_r + N_d) + 4\pi.$$

Proof. Let us first show that the numbers N_l , N_r and N_d are finite. Assume by contradiction that, say, N_l is infinite. Then there is a one-to-one map $\rho : \mathbb{N} \rightarrow K$ such that $\xi([t_{\rho(n)}, t'_{\rho(n)}])$ is a left arc for each $n \in \mathbb{N}$. Since the intervals $(t_{\rho(n)}, t'_{\rho(n)})$ are pairwise disjoint and are all included in $[a, b]$, it follows that their length converges to 0 as $n \rightarrow +\infty$, that is, $t'_{\rho(n)} - t_{\rho(n)} \rightarrow 0$ as $n \rightarrow +\infty$.

Thus, up to extraction of a subsequence, $t_{\rho(n)} \rightarrow T$ and $t'_{\rho(n)} \rightarrow T$ as $n \rightarrow +\infty$, for some $T \in [a, b]$. Therefore, $\xi(t_{\rho(n)}) \rightarrow \xi(T)$ and $\xi(t'_{\rho(n)}) \rightarrow \xi(T)$ as $n \rightarrow +\infty$. Since $\xi(a) \in (\xi(t_{\rho(n)}), \xi(t'_{\rho(n)}))$ for each $n \in \mathbb{N}$, one gets that $\xi(a) = \xi(T)$, hence $T = a$ since ξ is one-to-one. Notice also that all real numbers $t_{\rho(n)}$ and $t'_{\rho(n)}$ are different from a , since $\xi(a) \in (\xi(t_{\rho(n)}), \xi(t'_{\rho(n)}))$, and that

$$\frac{\xi(t_{\rho(n)}) - \xi(a)}{t_{\rho(n)} - a} \rightarrow \dot{\xi}(a) \quad \text{and} \quad \frac{\xi(t'_{\rho(n)}) - \xi(a)}{t'_{\rho(n)} - a} \rightarrow \dot{\xi}(a) \quad \text{as } n \rightarrow +\infty$$

But the vectors $\xi(t_{\rho(n)}) - \xi(a)$ and $\xi(t'_{\rho(n)}) - \xi(a)$ point in opposite directions, whereas $a < \min(t_{\rho(n)}, t'_{\rho(n)})$ for all $n \in \mathbb{N}$ and $|\dot{\xi}(a)| > 0$. One then gets a contradiction. Therefore, N_l is finite. Similarly, one can show that the number N_r of right arcs is finite.

As far as the double arcs are concerned, since the length of each of them is not smaller than $|\xi(b) - \xi(a)|$ and since ξ is one-to-one, one immediately infers that the number N_d of double arcs is finite and

$$N_d \leq \frac{\text{length}(\xi([a, b]))}{|\xi(b) - \xi(a)|}.$$

As a consequence, the number

$$N = N_l + N_r + N_d$$

is a nonnegative integer.

If $N = 0$, then the family of arcs $(\xi([t_k, t'_k]))_{k \in K}$ does not contain any left, right or double arcs, and therefore does not contain any exterior arc either. Thus, all arcs $\xi([t_k, t'_k])$ are middle arcs and $\xi(E) \subset [\xi(a), \xi(b)]$. In particular, the arc $\xi([a, b])$ is non-intersecting (the second alternative of (3.2) is fulfilled) and

$$|\theta(a) - \theta(b)| \leq 4\pi \quad (\text{if } N = 0) \tag{3.8}$$

by Lemma 3.1.

Let us then assume in the remaining part of the proof that $N \geq 1$. There exist then N non-empty and pairwise distinct intervals $(\tau_i, \tau'_i) \subset (a, b)$ (for $1 \leq i \leq N$) such that, for each $1 \leq i \leq N$, there is a unique $k(i) \in K$ with

$$(\tau_i, \tau'_i) = I_{k(i)} = (t_{k(i)}, t'_{k(i)}) \tag{3.9}$$

and the arc $\xi([\tau_i, \tau'_i])$ is either a left, a right or a double arc. Up to reordering, one can assume without loss of generality that

$$a \leq \tau_1 < \tau'_1 \leq \tau_2 < \tau'_2 \leq \dots \leq \tau_N < \tau'_N \leq b.$$

Notice that (3.7) and (3.9) imply that, for each $1 \leq i \leq N$,

$$|\theta(\tau_i) - \theta(\tau'_i)| \leq 4\pi. \tag{3.10}$$

For each $1 \leq i \leq N-1$ (if $N \geq 2$), the arc $\xi([\tau'_i, \tau_{i+1}])$ does not contain any left, right or double arc and it does not contain $\xi(a)$ or $\xi(b)$ either since $[\tau'_i, \tau_{i+1}] \subset (a, b)$. Hence $\xi(a) \notin [\xi(\tau'_i), \xi(\tau_{i+1})]$ and $\xi(b) \notin [\xi(\tau'_i), \xi(\tau_{i+1})]$. As a consequence,

$$\text{either } [\xi(\tau'_i), \xi(\tau_{i+1})] \subset (\xi(a), \xi(b)) \quad \text{or} \quad [\xi(\tau'_i), \xi(\tau_{i+1})] \cap [\xi(a), \xi(b)] = \emptyset.$$

Consider firstly the case where

$$[\xi(\tau'_i), \xi(\tau_{i+1})] \subset (\xi(a), \xi(b))$$

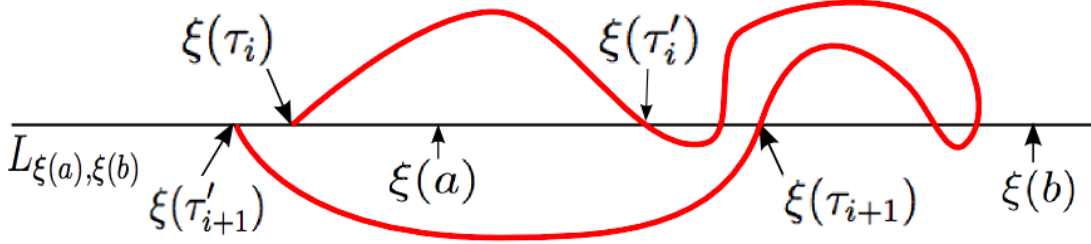


Figure 4: The arcs $\xi([\tau_i, \tau'_i])$ and $\xi([\tau_{i+1}, \tau'_{i+1}])$ are left arcs, the arc $\xi([\tau_i, \tau'_{i+1}])$ is non-intersecting

(notice that the relative positions of $\xi(\tau'_i)$ and $\xi(\tau_{i+1})$ between $\xi(a)$ and $\xi(b)$ will not make any difference in the following arguments). Since the continuous curve $\xi([\tau'_i, \tau_{i+1}])$ does not contain any left, right or double arc and it does not contain $\xi(a)$ or $\xi(b)$, it follows that, for any $I_k \subset (\tau'_i, \tau_{i+1})$, the arc $\xi(\overline{I_k})$ is a middle arc (notice that it may well happen that there is no such I_k , in which case $\xi([\tau'_i, \tau_{i+1}]) = [\xi(\tau'_i), \xi(\tau_{i+1})]$). Furthermore, the arcs $\xi([\tau_i, \tau'_i])$ and $\xi([\tau_{i+1}, \tau'_{i+1}])$ cannot be double arcs, and hence they are either left or right arcs. There are four possibilities: left-left, left-right, right-left or right-right. If both are left arcs or both right arcs, then

$$\xi([\tau_i, \tau'_{i+1}]) \cap (\xi(\tau_i), \xi(\tau'_{i+1})) = \emptyset$$

and $\xi([\tau_i, \tau'_{i+1}])$ is non-intersecting (see Figure 4, where both arcs $\xi([\tau_i, \tau'_i])$ and $\xi([\tau_{i+1}, \tau'_{i+1}])$ are left arcs). If one of the arcs $\xi([\tau_i, \tau'_i])$ and $\xi([\tau_{i+1}, \tau'_{i+1}])$ is a left arc and the other one a right arc, then

$$\xi([\tau_i, \tau'_{i+1}]) \cap (L_{\xi(\tau_i), \xi(\tau'_{i+1})} \setminus [\xi(\tau_i), \xi(\tau'_{i+1})]) = \emptyset$$

and $\xi([\tau_i, \tau'_{i+1}])$ is non-intersecting too. Hence, in all cases, $|\theta(\tau_i) - \theta(\tau'_{i+1})| \leq 4\pi$ by Lemma 3.1. But since $|\theta(\tau_i) - \theta(\tau'_i)| \leq 4\pi$ and $|\theta(\tau_{i+1}) - \theta(\tau'_{i+1})| \leq 4\pi$ by (3.10), one infers that

$$|\theta(\tau'_i) - \theta(\tau_{i+1})| \leq 12\pi. \quad (3.11)$$

Consider secondly the case where

$$[\xi(\tau'_i), \xi(\tau_{i+1})] \cap [\xi(a), \xi(b)] = \emptyset.$$

Let us then assume without loss of generality that both $\xi(\tau'_i)$ and $\xi(\tau_{i+1})$ are on the left of $\xi(a)$ with respect to $\xi(b)$ (the other case, where $\xi(b) \in (\xi(a), \xi(\tau'_i)) \cap (\xi(a), \xi(\tau_{i+1}))$, can be handled similarly). As in the previous paragraph, since the continuous curve $\xi([\tau'_i, \tau_{i+1}])$ does not contain any left or double arc and it does not contain $\xi(a)$, it follows that, for any $I_k = (t_k, t'_k) \subset (\tau'_i, \tau_{i+1})$, the arc $\xi(\overline{I_k})$ is an exterior arc such that both $\xi(t_k)$ and $\xi(t'_k)$ are on the left of $\xi(a)$ with respect to $\xi(b)$. Furthermore, the arcs $\xi([\tau_i, \tau'_i])$ and $\xi([\tau_{i+1}, \tau'_{i+1}])$ are either left or double arcs (see Figure 5 in the case where, say, $\xi([\tau_i, \tau'_i])$ is a left arc and $\xi([\tau_{i+1}, \tau'_{i+1}])$ is a double arc). It is immediate to check that, in all cases,

$$\xi([\tau_i, \tau'_{i+1}]) \cap (\xi(\tau_i), \xi(\tau'_{i+1})) = \emptyset,$$

hence the arc $\xi([\tau_i, \tau'_{i+1}])$ is non-intersecting. Therefore, $|\theta(\tau_i) - \theta(\tau'_{i+1})| \leq 4\pi$ by Lemma 3.1 and one infers as in the previous paragraph that

$$|\theta(\tau'_i) - \theta(\tau_{i+1})| \leq 12\pi. \quad (3.12)$$

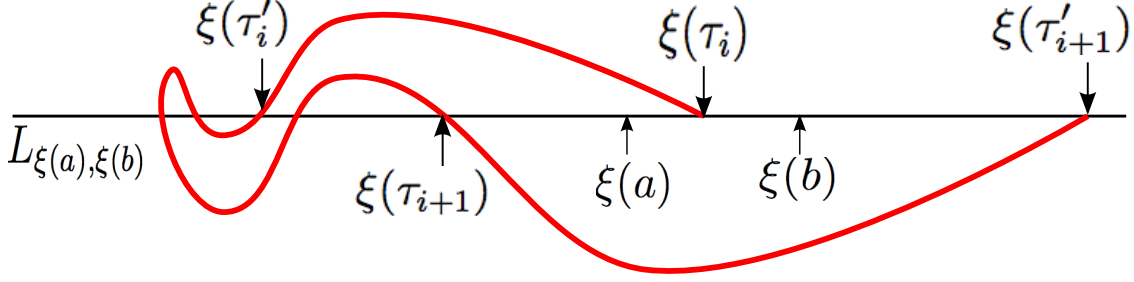


Figure 5: The arc $\xi([\tau_i, \tau'_i])$ is a left arc, the arc $\xi([\tau_{i+1}, \tau'_{i+1}])$ is a double arc, the arc $\xi([\tau_i, \tau'_{i+1}])$ is non-intersecting

Let us now consider the arc $\xi([a, \tau_1])$, assuming for the moment that $\tau_1 > a$. Three cases might occur: either $\xi(\tau_1)$ is on the left of $\xi(a)$ with respect to $\xi(b)$, or $\xi(\tau_1) \in (\xi(a), \xi(b)]$, or $\xi(b) \in (\xi(a), \xi(\tau_1))$. Notice that the latter case is impossible, otherwise $\xi([a, \tau_1])$ would contain a right or double arc, contradicting the definition of τ_1 . Thus, either $\xi(\tau_1)$ is on the left of $\xi(a)$ with respect to $\xi(b)$, or $\xi(\tau_1) \in (\xi(a), \xi(b)]$. If $\xi(\tau_1)$ is on the left of $\xi(a)$, since the continuous curve $\xi([a, \tau_1])$ does not contain any left, right or double arc, it follows that, for any $I_k = (t_k, t'_k) \subset (a, \tau_1)$, the arc $\xi(\overline{I_k})$ is an exterior arc such that $\xi(t'_k)$ is on the left of $\xi(a)$ with respect to $\xi(b)$, and either $\xi(t_k)$ is on the left of $\xi(a)$ with respect to $\xi(b)$ or $t_k = a$ with $\xi(t_k) = \xi(a)$. Furthermore, the arc $\xi([\tau_1, \tau'_1])$ is either a left or a double arc, hence $\xi(\tau'_1)$ is on the right of $\xi(a)$ with respect to $\xi(b)$ and

$$\xi([a, \tau'_1]) \cap (\xi(a), \xi(\tau'_1)) = \emptyset.$$

Therefore, the arc $\xi([a, \tau'_1])$ is non-intersecting and $|\theta(a) - \theta(\tau'_1)| \leq 4\pi$ by Lemma 3.1. One then infers from (3.10) with $i = 1$ that

$$|\theta(a) - \theta(\tau_1)| \leq 8\pi.$$

Similarly, if $\xi(\tau_1) \in (\xi(a), \xi(b)]$, since the continuous curve $\xi([a, \tau_1])$ does not contain any left or right arc, it follows that, for any $I_k \subset (a, \tau_1)$, the arc $\xi(\overline{I_k})$ is a middle arc. Furthermore, since $\tau_1 < \tau'_1 \leq b$ (hence, $\xi(\tau_1)$ actually belongs to the interval $(\xi(a), \xi(b))$), the arc $\xi([\tau_1, \tau'_1])$ is either a left or a right arc. If it is a left arc, then $\xi(\tau'_1)$ is on the left of $\xi(a)$ with respect to $\xi(b)$ and

$$\xi([a, \tau'_1]) \cap (\xi(a), \xi(\tau'_1)) = \emptyset,$$

hence the arc $\xi([a, \tau'_1])$ is non-intersecting. If the arc $\xi([\tau_1, \tau'_1])$ is a right arc, then $\xi(b) \in (\xi(a), \xi(\tau'_1))$ and

$$\xi([a, \tau'_1]) \cap (L_{\xi(a), \xi(\tau'_1)} \setminus [\xi(a), \xi(\tau'_1)]) = \emptyset,$$

hence the arc $\xi([a, \tau'_1])$ is non-intersecting as well. As a consequence, in all cases, Lemma 3.1 yields $|\theta(a) - \theta(\tau'_1)| \leq 4\pi$ and $|\theta(\tau_1) - \theta(\tau'_1)| \leq 4\pi$. Together with (3.10) with $i = 1$, one gets that

$$|\theta(a) - \theta(\tau_1)| \leq 8\pi.$$

Notice also that this inequality holds trivially if $\tau_1 = a$.

Similarly, one can show that

$$|\theta(\tau'_N) - \theta(b)| \leq 8\pi.$$

As a conclusion, the previous two inequalities together with (3.10), (3.11) and (3.12) imply that

$$\begin{aligned}
& |\theta(a) - \theta(b)| \\
& \leq |\theta(a) - \theta(\tau_1)| + \sum_{i=1}^{N-1} (|\theta(\tau_i) - \theta(\tau'_i)| + |\theta(\tau'_i) - \theta(\tau_{i+1})|) + |\theta(\tau_N) - \theta(\tau'_N)| + |\theta(\tau'_N) - \theta(b)| \\
& \leq 8\pi + (N-1)(4\pi + 12\pi) + 4\pi + 8\pi = 16\pi N + 4\pi,
\end{aligned}$$

which is the desired result. Reminding (3.8), the proof of Lemma 3.2 is thereby complete. \square

3.2 Logarithmic growth of the argument of ∇u along any of its trajectories

Let us remind the definition (2.16) of the argument φ of ∇u , and that of the parametrizations $\sigma : \mathbb{R} \rightarrow \mathbb{R}^2$, defined by $\dot{\sigma}(t) = \nabla u(\sigma(t))$, of the trajectories Σ of the gradient flow. The present section is devoted to the proof of some estimates on the logarithmic growth of the argument φ of ∇u along any of its trajectories.

In order to state these estimates, we first show an auxiliary elementary lemma on the local behavior of the trajectories of the gradient flow around any point.

Lemma 3.3 *There exists $r_1 > 0$ such that, for any trajectory of the gradient flow, with parametrization $\dot{\sigma}(t) = \nabla u(\sigma(t))$ for $t \in \mathbb{R}$, there are no real numbers $(\tau_i)_{1 \leq i \leq 4}$ satisfying*

$$\tau_1 < \tau_2 < \tau_3 \leq \tau_4 \quad \text{or} \quad \tau_1 > \tau_2 > \tau_3 \geq \tau_4, \quad (3.13)$$

and such that

$$\sigma(\tau_1) \in (\sigma(\tau_2), \sigma(\tau_3)) \quad \text{and} \quad |\sigma(\tau_1) - \sigma(\tau_4)| < r_1. \quad (3.14)$$

Proof. Denote $M = \| |v| \|_{L^\infty(\mathbb{R}^2)} \in (0, +\infty)$, that is, together with (2.1),

$$0 < \eta \leq |v(x)| = |\nabla u(x)| \leq M \quad \text{for all } x \in \mathbb{R}^2. \quad (3.15)$$

From the uniform continuity of ∇u (because of that of $\nabla^\perp u = v$), there is then $\delta > 0$ such that

$$\forall x, y \in \mathbb{R}^2, \quad |x - y| \leq \delta \implies |\nabla u(x) - \nabla u(y)| \leq \frac{\eta^2}{2M}. \quad (3.16)$$

We now claim that, for any solution $\sigma : \mathbb{R} \rightarrow \mathbb{R}^2$ of $\dot{\sigma}(t) = \nabla u(\sigma(t))$ in \mathbb{R} , there holds

$$\forall s, t \in \mathbb{R}, \quad \begin{cases} \left(s < t < s + \frac{\delta}{M} \right) \implies (\sigma(t) - \sigma(s)) \cdot \dot{\sigma}(s) > 0, \\ \left(s - \frac{\delta}{M} < t < s \right) \implies (\sigma(t) - \sigma(s)) \cdot \dot{\sigma}(s) < 0. \end{cases} \quad (3.17)$$

Indeed, let first s and t be any real numbers such that $s < t < s + \delta/M$. One has

$$(\sigma(t) - \sigma(s)) \cdot \dot{\sigma}(s) = \int_s^t \dot{\sigma}(\tau) \cdot \dot{\sigma}(s) d\tau = \int_s^t \nabla u(\sigma(\tau)) \cdot \nabla u(\sigma(s)) d\tau. \quad (3.18)$$

But, for any $\tau \in [s, t]$, there holds

$$|\sigma(\tau) - \sigma(s)| = \left| \int_s^\tau \dot{\sigma}(\rho) d\rho \right| \leq \int_s^\tau |\dot{\sigma}(\rho)| d\rho = \int_s^\tau |\nabla u(\sigma(\rho))| d\rho \leq M(\tau - s) \leq M(t - s) \leq \delta,$$

hence $|\nabla u(\sigma(\tau)) - \nabla u(\sigma(s))| \leq \eta^2/(2M)$ and $|(\nabla u(\sigma(\tau)) - \nabla u(\sigma(s))) \cdot \nabla u(\sigma(s))| \leq \eta^2/2 < \eta^2 \leq |\nabla u(\sigma(s))|^2$. Finally, one infers that, for any $\tau \in [s, t]$,

$$\nabla u(\sigma(\tau)) \cdot \nabla u(\sigma(s)) = (\nabla u(\sigma(\tau)) - \nabla u(\sigma(s))) \cdot \nabla u(\sigma(s)) + |\nabla u(\sigma(s))|^2 > 0$$

and the first line in (3.17) follows then from (3.18). The second line follows similarly.

Let then $r_1 > 0$ be defined as

$$r_1 = \frac{\delta \eta^2}{M^2} > 0. \quad (3.19)$$

Notice that r_1 only depends on the positive lower and upper bounds of the flow and on its uniform continuity. Let us show that the conclusion of Lemma 3.3 holds with this choice of r_1 . Assume by way of contradiction that there exist a trajectory of the gradient flow, with parametrization $\dot{\sigma}(t) = \nabla u(\sigma(t))$ for $t \in \mathbb{R}$, and some real numbers $(\tau_i)_{1 \leq i \leq 4}$ satisfying (3.13) and (3.14). Let us consider the first case

$$\tau_1 < \tau_2 < \tau_3 \leq \tau_4$$

in (3.13) (the second case $\tau_1 > \tau_2 > \tau_3 \geq \tau_4$ can be handled similarly by using especially the second line in (3.17), or it can be obtained from the first case by replacing v by $-v$ and u by $-u$). The mean value theorem together with (3.15) yields

$$|u(\sigma(\tau_1)) - u(\sigma(\tau_4))| < Mr_1.$$

Actually, since the function $t \mapsto g(t) := u(\sigma(t))$ is increasing in \mathbb{R} ($g'(t) = |\nabla u(\sigma(t))|^2 \geq \eta^2 > 0$ in \mathbb{R}), one gets that

$$u(\sigma(\tau_1)) < u(\sigma(\tau_2)) < u(\sigma(\tau_3)) \leq u(\sigma(\tau_4))$$

and finally

$$u(\sigma(\tau_1)) < u(\sigma(\tau_2)) < u(\sigma(\tau_3)) \leq u(\sigma(\tau_4)) < u(\sigma(\tau_1)) + Mr_1.$$

Since $g'(t) \geq \eta^2 > 0$ for all $t \in \mathbb{R}$, this yields

$$\tau_1 < \tau_2 < \tau_3 \leq \tau_4 < \tau_1 + \frac{Mr_1}{\eta^2} = \tau_1 + \frac{\delta}{M}.$$

Property (3.17) then implies in particular that

$$(\sigma(\tau_2) - \sigma(\tau_1)) \cdot \dot{\sigma}(\tau_1) > 0 \quad \text{and} \quad (\sigma(\tau_3) - \sigma(\tau_1)) \cdot \dot{\sigma}(\tau_1) > 0.$$

But the vectors $\sigma(\tau_2) - \sigma(\tau_1)$ and $\sigma(\tau_3) - \sigma(\tau_1)$ point in opposite directions, since $\sigma(\tau_1) \in (\sigma(\tau_2), \sigma(\tau_3))$ by assumption (3.14). This leads to a contradiction and the proof of Lemma 3.3 is thereby complete. \square

In order to state Lemma 3.4 below on the logarithmic growth of the argument φ of ∇u along any of its trajectories, let us introduce a few auxiliary constants. First of all, since ∇u is uniformly continuous and $|\nabla u| = |v| \geq \eta > 0$ in \mathbb{R}^2 , it follows that the (continuous) argument φ of ∇u defined in (2.16) is actually uniformly continuous as well. In particular, the quantity

$$C_1 := \sup_{x, y \in \mathbb{R}^2, |x-y| \leq r_1} |\varphi(x) - \varphi(y)| \quad (3.20)$$

is a nonnegative real number, where $r_1 > 0$ is the positive real number given in Lemma 3.3. Furthermore, define a positive real number, C_2 , by

$$C_2 := \sup_{t \in (r_1, +\infty)} h_1(t), \text{ where } h_1(t) = \frac{288\pi M}{\eta} \times \frac{\ln_2(t/r_1) + 2}{\ln(3+t)} \quad (3.21)$$

and $\ln_2 x = \ln x / \ln 2$ for any $x > 0$. Notice immediately that

$$C_2 \geq \lim_{t \rightarrow +\infty} h_1(t) = \frac{288\pi M}{\eta \ln 2} > \frac{96\pi M}{\eta} \geq 96\pi. \quad (3.22)$$

Lastly, denote

$$C_3 = \max(C_1, C_2) > 0. \quad (3.23)$$

With this constant $C_3 > 0$, the following estimate holds for any trajectory of the gradient flow.

Lemma 3.4 *For any trajectory Σ of the gradient flow, there holds*

$$\forall x, y \in \Sigma, \quad |\varphi(x) - \varphi(y)| \leq C_3 \ln(3 + |x - y|). \quad (3.24)$$

The general underlying idea of the proof is the following one: if a trajectory of the gradient flow turns many times around some points then the stream function u would become large along it and the oscillations of u between some not too far points would be large. This would lead to a contradiction, since u is Lipschitz continuous. The detailed proof of Lemma 3.4 is much more involved, since one needs to treat the cases of left, right or double arcs around some segments.

Proof. Assume by contradiction that the conclusion of Lemma 3.4 does not hold. Then, there exist a trajectory Σ of the gradient flow, with a parametrization σ solving $\dot{\sigma}(t) = \nabla u(\sigma(t))$ for $t \in \mathbb{R}$, and two points $x = \sigma(a)$ and $y = \sigma(b)$ on Σ , for some real numbers a and b , such that

$$|\varphi(\sigma(a)) - \varphi(\sigma(b))| > C_3 \ln(3 + |\sigma(a) - \sigma(b)|).$$

Thus, $|\varphi(\sigma(a)) - \varphi(\sigma(b))| > C_3 \geq C_1$, and (3.20) implies that

$$|\sigma(a) - \sigma(b)| > r_1. \quad (3.25)$$

Without loss of generality, one can assume that $a < b$. Let θ be the continuous argument of $\dot{\sigma}$, defined as in (3.1) with the embedding $\xi := \sigma$. Since $\dot{\sigma}(t) = \nabla u(\sigma(t))$ in \mathbb{R} , it follows from (2.16) and the continuity of θ and $\varphi(\sigma(\cdot))$ in \mathbb{R} that there is an integer $q \in \mathbb{Z}$ such that

$$\theta(t) = \varphi(\sigma(t)) + 2\pi q \text{ for all } t \in \mathbb{R}.$$

In particular, $\theta(a) - \theta(b) = \varphi(\sigma(a)) - \varphi(\sigma(b))$, hence

$$|\theta(a) - \theta(b)| > C_3 \ln(3 + |\sigma(a) - \sigma(b)|) \quad (3.26)$$

and

$$|\theta(a) - \theta(b)| > C_3 \geq C_2 > 96\pi \quad (3.27)$$

by (3.22).

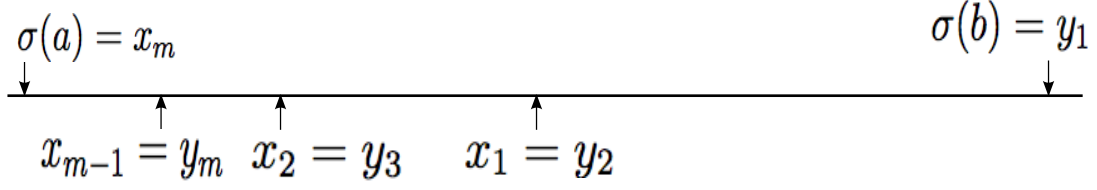


Figure 6: The points $\sigma(a) = x_m, x_{m-1} = y_m, \dots, x_1 = y_2, \sigma(b) = y_1$ in case $m = 4$

With the same notations as in Section 3.1, let N_l, N_r and N_d be the (finite) numbers of left, right and double arcs contained in the curve $\sigma([a, b])$, relatively to the segment $[\sigma(a), \sigma(b)]$. It follows from the inequalities $|\theta(a) - \theta(b)| > 96\pi > 8\pi$ and Lemma 3.2 that

$$|\theta(a) - \theta(b)| \leq 16\pi(N_l + N_r + N_d) + 4\pi < 16\pi(N_l + N_r + N_d) + \frac{|\theta(a) - \theta(b)|}{2}, \quad (3.28)$$

hence $|\theta(a) - \theta(b)| < 32\pi(N_l + N_r + N_d)$ and

$$\max(N_l, N_r, N_d) > \frac{|\theta(a) - \theta(b)|}{96\pi}. \quad (3.29)$$

Therefore, at least one of the three numbers N_l, N_r or N_d is larger than $|\theta(a) - \theta(b)|/(96\pi)$. The three cases will be treated separately.

Case 1: $N_l > |\theta(a) - \theta(b)|/(96\pi)$. Notice that (3.27) yields $N_l > 1$, that is, $N_l \geq 2$. By definition of N_l and of a left arc, there are some real numbers

$$a < \rho_1 < \rho'_1 \leq \rho_2 < \rho'_2 \leq \dots \leq \rho_{N_l} < \rho'_{N_l} \leq b$$

such that, for each $1 \leq i \leq N_l$, there is $k(i) \in K$ such that $(\rho_i, \rho'_i) = I_{k(i)} = (t_{k(i)}, t'_{k(i)})$ and $\sigma([\rho_i, \rho'_i])$ is a left arc (we still use the same notations E, F and $(I_k)_{k \in K}$ for the arc $\sigma([a, b])$ as in Section 3.1 for $\xi([a, b])$). We also recall that, for any left arc $\sigma([\rho_i, \rho'_i])$, one has $\sigma(a) \in (\sigma(\rho_i), \sigma(\rho'_i))$, hence ρ_i and ρ'_i are (strictly) larger than a .

Define

$$m = \left\lceil \ln_2 \frac{|\sigma(a) - \sigma(b)|}{r_1} \right\rceil + 2, \quad (3.30)$$

where, for any $x \in \mathbb{R}$, $[x]$ denotes the integer part of x . Notice that (3.25) implies that m is an integer such that

$$m \geq 2.$$

Divide now the segment $[\sigma(a), \sigma(b)]$ into m segments $[x_p, y_p]$ (for $p = 1, \dots, m$) defined by

$$\begin{cases} x_1 = \frac{\sigma(a) + \sigma(b)}{2}, & y_1 = \sigma(b), & x_2 = \frac{\sigma(a) + x_1}{2}, & y_2 = x_1, \\ \dots & & & \\ x_{m-1} = \frac{\sigma(a) + x_{m-2}}{2}, & y_{m-1} = x_{m-2}, & x_m = \sigma(a) & \text{and } y_m = x_{m-1}, \end{cases}$$

see Figure 6. It is immediate to see that the sets $(x_p, y_p]$ form a partition of $(\sigma(a), \sigma(b)]$, that

$$|x_p - y_p| = 2^{-p}|\sigma(a) - \sigma(b)| \text{ for each } 1 \leq p \leq m-1, \quad |x_m - y_m| = 2^{1-m}|\sigma(a) - \sigma(b)|$$

and that

$$|\sigma(a) - x_p| = 2^{-p}|\sigma(a) - \sigma(b)| \text{ and } |\sigma(a) - y_p| = 2^{1-p}|\sigma(a) - \sigma(b)|, \text{ for each } 1 \leq p \leq m-1. \quad (3.31)$$

By definition of m in (3.30), it also follows that

$$|\sigma(a) - y_m| = |x_m - y_m| = 2^{1-m}|\sigma(a) - \sigma(b)| < r_1.$$

Coming back to the family of the left arcs $(\sigma([\rho_i, \rho'_i]))_{1 \leq i \leq N_l}$, we remind that, by definition of a left arc, either $\sigma(\rho_i)$ or $\sigma(\rho'_i)$ belongs to $(\sigma(a), \sigma(b)]$, for any $1 \leq i \leq N_l$. Since the sets $(x_p, y_p]$ with $1 \leq p \leq m$ are a partition of $(\sigma(a), \sigma(b)]$, it follows that, if we denote, for $1 \leq p \leq m$,

$$J_p := \{i \in \{1, \dots, N_l\}; \sigma(\rho_i) \in (x_p, y_p] \text{ or } \sigma(\rho'_i) \in (x_p, y_p]\},$$

then

$$\bigcup_{1 \leq p \leq m} J_p = \{1, \dots, N_l\}. \quad (3.32)$$

We now claim that

$$\#J_m \leq 1, \quad (3.33)$$

that is, there is at most one left arc intersecting $(x_m, y_m] = (\sigma(a), y_m]$. Assume by contradiction that there are two integers i and j with $1 \leq i < j \leq N_l$ and such that either $\sigma(\rho_i)$ or $\sigma(\rho'_i)$ belongs to $(\sigma(a), y_m]$ and either $\sigma(\rho_j)$ or $\sigma(\rho'_j)$ belongs to $(\sigma(a), y_m]$. Since $|\sigma(a) - y_m| < r_1$, one infers in particular that

$$\min(|\sigma(\rho_j) - \sigma(a)|, |\sigma(\rho'_j) - \sigma(a)|) < r_1.$$

Furthermore, $\sigma(a) \in (\sigma(\rho_i), \sigma(\rho'_i))$ since $\sigma([\rho_i, \rho'_i])$ is a left arc. Lemma 3.3 applied with

$$(\tau_1, \tau_2, \tau_3) = (a, \rho_i, \rho'_i)$$

and $\tau_4 = \rho_j$ ($\geq \rho'_i$) if $|\sigma(\rho_j) - \sigma(a)| < r_1$ (resp. $\tau_4 = \rho'_j$ ($> \rho'_i$) if $|\sigma(\rho'_j) - \sigma(a)| < r_1$) leads to a contradiction. Therefore, the claim (3.33) has been proved.

Putting together (3.32) and (3.33), it follows that there is $p \in \{1, \dots, m-1\}$ such that

$$n := \#J_p \geq \frac{N_l - 1}{m - 1} \quad (3.34)$$

(we also remind that $N_l \geq 2$ and $m \geq 2$, whence n is a positive integer). Write $J_p = \{i_1, \dots, i_n\}$ with $1 \leq i_1 < \dots < i_n \leq N_l$. Thus,

$$a < \rho_{i_1} < \rho'_{i_1} \leq \rho_{i_2} < \rho'_{i_2} \leq \dots \leq \rho_{i_n} < \rho'_{i_n} \leq b. \quad (3.35)$$

For each $1 \leq j \leq n$, one has $\sigma(a) \in (\sigma(\rho_{i_j}), \sigma(\rho'_{i_j}))$ (because $\sigma([\rho_{i_j}, \rho'_{i_j}])$ is a left arc), while either $\sigma(\rho_{i_j})$ or $\sigma(\rho'_{i_j})$ belongs to $(x_p, y_p] \subset (\sigma(a), \sigma(b)]$. Hence, $(\sigma(a), x_p] \subset (\sigma(\rho_{i_j}), \sigma(\rho'_{i_j}))$ and

$$\text{length}(\sigma([\rho_{i_j}, \rho'_{i_j}])) \geq |\sigma(\rho_{i_j}) - \sigma(\rho'_{i_j})| \geq |\sigma(a) - x_p| = 2^{-p}|\sigma(a) - \sigma(b)|$$

by (3.31). Since σ is an embedding, one also infers from (3.35) that

$$\text{length}(\sigma([a, \rho_{i_n}])) \geq \sum_{1 \leq j \leq n-1} \text{length}(\sigma([\rho_{i_j}, \rho'_{i_j}])) \geq (n-1) 2^{-p} |\sigma(a) - \sigma(b)|.$$

Furthermore, Lemma 2.2 yields

$$u(\sigma(\rho'_{i_n})) > u(\sigma(\rho_{i_n})) \geq u(\sigma(a)) + \eta \times \text{length}(\sigma([a, \rho_{i_n}))), \quad (3.36)$$

hence

$$u(\sigma(\rho'_{i_n})) > u(\sigma(\rho_{i_n})) \geq u(\sigma(a)) + \eta(n-1)2^{-p}|\sigma(a) - \sigma(b)|. \quad (3.37)$$

On the other hand, one knows that either $\sigma(\rho_{i_n})$ or $\sigma(\rho'_{i_n})$ belongs to $(x_p, y_p] (\subset (\sigma(a), \sigma(b)))$, since $i_n \in J_p$. Thus,

$$\min(|\sigma(\rho_{i_n}) - \sigma(a)|, |\sigma(\rho'_{i_n}) - \sigma(a)|) \leq |\sigma(a) - y_p| = 2^{1-p}|\sigma(a) - \sigma(b)|$$

by (3.31). Since $|\nabla u(x)| \leq M$ for all $x \in \mathbb{R}^2$, it follows that

$$\min(|u(\sigma(\rho_{i_n})) - u(\sigma(a))|, |u(\sigma(\rho'_{i_n})) - u(\sigma(a))|) \leq 2^{1-p}M|\sigma(a) - \sigma(b)|.$$

But, as already underlined, $u(\sigma(a)) < u(\sigma(\rho_{i_n})) < u(\sigma(\rho'_{i_n}))$. Consequently,

$$u(\sigma(\rho_{i_n})) - u(\sigma(a)) \leq 2^{1-p}M|\sigma(a) - \sigma(b)|. \quad (3.38)$$

From (3.37) and (3.38), one infers that

$$\eta(n-1)2^{-p}|\sigma(a) - \sigma(b)| \leq 2^{1-p}M|\sigma(a) - \sigma(b)|$$

and, since $|\sigma(a) - \sigma(b)| > r_1 > 0$ by (3.25) and $0 < \eta \leq M$ by (3.15), it follows that

$$n \leq \frac{2M}{\eta} + 1 \leq \frac{3M}{\eta}.$$

Together with (3.34), with our assumption $N_l > |\theta(a) - \theta(b)|/(96\pi)$ and with $M/\eta \geq 1$, one gets in particular that

$$|\theta(a) - \theta(b)| < 96\pi \times \frac{3M}{\eta} \times (m-1) + 96\pi < \frac{288\pi M}{\eta} \times m.$$

From (3.26) and the definition (3.30) of m , one infers that

$$C_3 \ln(3 + |\sigma(a) - \sigma(b)|) < |\theta(a) - \theta(b)| < \frac{288\pi M}{\eta} \times \left(\left\lceil \ln_2 \frac{|\sigma(a) - \sigma(b)|}{r_1} \right\rceil + 2 \right),$$

hence

$$C_3 < \frac{288\pi M}{\eta} \times \frac{\ln_2(|\sigma(a) - \sigma(b)|/r_1) + 2}{\ln(3 + |\sigma(a) - \sigma(b)|)}.$$

Since $|\sigma(a) - \sigma(b)| > r_1$, it follows from the definition (3.21) of the constant C_2 that $C_3 < C_2$, which finally contradicts (3.23).

Case 2: $N_r > |\theta(a) - \theta(b)|/(96\pi)$. The study of this case is similar to that of Case 1 (one especially uses Lemma 3.3 with the second alternative in (3.13) and the second line in (3.17) to show that the number of right arcs meeting a small portion of $[\sigma(a), \sigma(b)]$ around the point $\sigma(b)$ is at most 1), and one similarly gets a contradiction with the definition of C_3 .

Case 3: $N_d > |\theta(a) - \theta(b)|/(96\pi)$. For each double arc $\sigma([t_k, t'_k])$, one has by definition $[\sigma(a), \sigma(b)] \subset (\sigma(t_k), \sigma(t'_k))$, hence

$$\text{length}(\sigma([t_k, t'_k])) \geq |\sigma(a) - \sigma(b)|.$$

Since $\sigma : [a, b] \rightarrow \mathbb{R}^2$ is an embedding and $\sigma([a, b])$ contains N_d double arcs, it follows that $\text{length}(\sigma([a, b])) \geq N_d |\sigma(a) - \sigma(b)|$. Lemma 2.2 then yields

$$u(\sigma(b)) - u(\sigma(a)) \geq \eta \times \text{length}(\sigma([a, b])) \geq \eta N_d |\sigma(a) - \sigma(b)|.$$

On the other hand, $u(\sigma(b)) - u(\sigma(a)) \leq M |\sigma(b) - \sigma(a)|$ by (3.15) and, since $\sigma(a) \neq \sigma(b)$, one infers that $\eta N_d \leq M$, hence

$$|\theta(a) - \theta(b)| < 96\pi N_d \leq \frac{96\pi M}{\eta}$$

from our assumption in Case 3. Since $|\theta(a) - \theta(b)| > C_3 \ln(3 + |\sigma(a) - \sigma(b)|) > C_3$ by (3.26), one finally gets that $C_3 < 96\pi M/\eta$, hence $C_3 < C_2$ by (3.22). This again contradicts (3.23).

Case 3 is thus ruled out too and the proof of Lemma 3.4 is thereby complete. \square

Remark 3.5 From the end of the proof of Proposition 2.10 in Section 3.4, it turns out that it would be sufficient to show the estimate (3.24) for a given trajectory of the gradient flow, say $\Sigma = \Sigma_{(0,0)}$ with parametrization $\sigma = \sigma_{(0,0)}$ and for a given $x \in \Sigma$, say, $x = (0, 0)$. But the proof would still have the same difficulty, since $y = \sigma(t)$ would have to be arbitrary in $\Sigma \setminus \{(0, 0)\}$ and $t \neq 0$ would have to be arbitrary. So, for the sake of homogeneity of the presentation with Lemma 3.7 below (which will be needed with any streamline Γ), we preferred to state Lemma 3.4 with any trajectory Σ of the gradient flow.

3.3 Logarithmic growth of the argument of ∇u along any streamline

Let us remind the definition of the parametrizations $\gamma : \mathbb{R} \rightarrow \mathbb{R}^2$, given by $\dot{\gamma}(t) = v(\gamma(t))$, of the streamlines Γ of the flow. The present section is devoted to the proof of some estimates on the logarithmic growth of the argument φ of ∇u along any streamline.

In order to state these estimates, we first show an auxiliary elementary lemma, a bit similar to Lemma 3.3, on the local behavior of the streamline around any point.

Lemma 3.6 *There exists $r_2 > 0$ such that, for any streamline of the flow, with parametrization $\dot{\gamma}(t) = v(\gamma(t))$ for $t \in \mathbb{R}$, there are no real numbers $(\tau_i)_{1 \leq i \leq 4}$ satisfying*

$$\tau_1 < \tau_2 < \tau_3 \leq \tau_4 \quad \text{or} \quad \tau_1 > \tau_2 > \tau_3 \geq \tau_4, \quad (3.39)$$

and such that

$$\gamma(\tau_1) \in (\gamma(\tau_2), \gamma(\tau_3)) \quad \text{and} \quad |\gamma(\tau_1) - \gamma(\tau_4)| < r_2. \quad (3.40)$$

Proof. The beginning of the proof is similar to that of Lemma 3.3, but the end differs, due to the fact that the function u is not anymore strictly monotone, but constant, along the streamlines. Firstly, let $0 < \eta \leq M$ and $\delta > 0$ be as in (3.15) and (3.16). Hence, since $v = \nabla^\perp u$, there holds

$$\forall x, y \in \mathbb{R}^2, \quad |x - y| \leq \delta \implies |v(x) - v(y)| \leq \frac{\eta^2}{2M}. \quad (3.41)$$

Furthermore, by replacing ∇u and σ by v and γ in the proof of (3.17), it follows that, for any solution $\gamma : \mathbb{R} \rightarrow \mathbb{R}^2$ of $\dot{\gamma}(t) = v(\gamma(t))$ in \mathbb{R} , there holds

$$\forall s, t \in \mathbb{R}, \quad \begin{cases} \left(s < t < s + \frac{\delta}{M}\right) \implies (\gamma(t) - \gamma(s)) \cdot \dot{\gamma}(s) > 0, \\ \left(s - \frac{\delta}{M} < t < s\right) \implies (\gamma(t) - \gamma(s)) \cdot \dot{\gamma}(s) < 0 \end{cases} \quad (3.42)$$

(indeed, only (3.15) and (3.16) were used in the proof of (3.17), together with the definition of the parametrizations σ).

Let then $r_2 > 0$ be defined as

$$r_2 = \min \left(\frac{\delta}{\sqrt{5}}, \frac{\delta\eta}{2M} \right) > 0 \quad (3.43)$$

and let us show that the conclusion of Lemma 3.6 holds with this choice of r_2 . Assume by way of contradiction that there exist a trajectory of the flow, with parametrization $\dot{\gamma}(t) = v(\gamma(t))$ for $t \in \mathbb{R}$, and some real numbers $(\tau_i)_{1 \leq i \leq 4}$ satisfying (3.39) and (3.40). Let us consider only the first case

$$\tau_1 < \tau_2 < \tau_3 \leq \tau_4$$

in (3.39) (the second case $\tau_1 > \tau_2 > \tau_3 \geq \tau_4$ can be handled similarly by especially using the second line in (3.42), or can be obtained from the first case by replacing v by $-v$ and u by $-u$). Up to shifting t and translating and rotating the frame, one can assume without loss of generality that

$$\tau_1 = 0, \quad \gamma(\tau_1) = \gamma(0) = (0, 0) \quad \text{and} \quad v(0, 0) = (|v(0, 0)|, 0).$$

In particular, $\gamma = \gamma_{(0,0)}$ and $\{\gamma(t); t \in \mathbb{R}\} = \Gamma_{(0,0)}$. Let Q be the rectangle defined by

$$Q = (-r_2, r_2) \times (-2r_2, 2r_2).$$

Let us show in this paragraph that $\Gamma_{(0,0)} \cap Q$ is a graph in the variable $x_1 \in (-r_2, r_2)$. First of all, by Lemma 2.3, there are some first exit times τ^- and τ^+ (from the rectangle Q) such that

$$\tau^- < 0 < \tau^+, \quad \gamma(\tau^\pm) \in \partial Q \quad \text{and} \quad \gamma(t) \in Q \quad \text{for all } t \in (\tau^-, \tau^+).$$

Denote $\gamma(t) = (\gamma_1(t), \gamma_2(t))$ in \mathbb{R} . For all $t \in (\tau^-, \tau^+)$, there holds

$$\dot{\gamma}_1(t) = v_1(\gamma(t)) = (v(\gamma(t)) - v(0, 0)) \cdot \frac{v(0, 0)}{|v(0, 0)|} + |v(0, 0)|.$$

But, $\gamma(t) \in Q$ for all $t \in (\tau^-, \tau^+)$, hence $|\gamma(t)| < r_2\sqrt{5} \leq \delta$ and

$$|v(\gamma(t)) - v(0, 0)| \leq \frac{\eta^2}{2M} \leq \frac{\eta}{2}$$

by (3.41). Since $|v(0, 0)| \geq \eta$, one infers that $\dot{\gamma}_1(t) \geq \eta/2$ for all $t \in (\tau^-, \tau^+)$. Remembering that $\gamma_1(0) = 0$ and $|\gamma_1(\tau^\pm)| \leq r_2$, one gets that

$$-\frac{2r_2}{\eta} \leq \tau^- < 0 < \tau^+ \leq \frac{2r_2}{\eta}. \quad (3.44)$$

Since $v(0, 0)$ is parallel to the vector $(1, 0)$, it also follows that, for all $t \in (\tau^-, \tau^+)$,

$$|\dot{\gamma}_2(t)| = |v_2(\gamma(t))| = \left| (v(\gamma(t)) - v(0, 0)) \cdot \frac{v(0, 0)^\perp}{|v(0, 0)|} \right| \leq \frac{\eta^2}{2M} \leq \frac{\eta}{2},$$

hence

$$|\gamma_2(t)| \leq \frac{\eta}{2} \times \frac{2r_2}{\eta} = r_2$$

as $\gamma_2(0) = 0$. Therefore, the exit points $\gamma(\tau^\pm)$ belong to the lateral sides of the rectangle Q , namely $|\gamma_1(\tau^\pm)| = r_2$. Moreover, remembering that $\dot{\gamma}_1(t) \geq \eta/2 > 0$ for all $t \in (\tau^-, \tau^+)$, it follows that $\gamma_1(\tau^\pm) = \pm r_2$ and that, for each $x_1 \in (-r_2, r_2)$, there is a unique real number $t_{x_1} \in (\tau^-, \tau^+)$ such that $\gamma_1(t_{x_1}) = x_1$. The curve $\gamma((\tau^-, \tau^+)) = \{\gamma(t); t \in (\tau^-, \tau^+)\}$ can then be written as a graph

$$\gamma((\tau^-, \tau^+)) = \{(x_1, \gamma_2(t_{x_1})); x_1 \in (-r_2, r_2)\}.$$

On the other hand, for all $x \in Q$, there holds $|x| < r_2\sqrt{5} \leq \delta$, hence

$$|\nabla u(x) - \nabla u(0, 0)| \leq \frac{\eta^2}{2M} \leq \frac{\eta}{2} < \eta \leq |v(0, 0)| = v_1(0, 0) = -\frac{\partial u}{\partial x_2}(0, 0)$$

by (3.15) and (3.16), and

$$\frac{\partial u}{\partial x_2}(x) = \frac{\partial u}{\partial x_2}(x) - \frac{\partial u}{\partial x_2}(0, 0) + \frac{\partial u}{\partial x_2}(0, 0) < 0.$$

Finally, since u is constant along $\Gamma_{(0,0)}$ (that is, $t \mapsto \gamma(t)$ is constant in \mathbb{R}), one concludes that

$$\Gamma_{(0,0)} \cap Q = \gamma((\tau^-, \tau^+)) = \{(x_1, \gamma_2(t_{x_1})); x_1 \in (-r_2, r_2)\}.$$

Remember now the assumption (3.40) (with $\tau_1 = 0$ and $\gamma(0) = (0, 0)$). The inequality $|\gamma(\tau_4)| = |\gamma(0) - \gamma(\tau_4)| < r_2$ yields $\gamma(\tau_4) \in \Gamma_{(0,0)} \cap Q$, hence $\tau_4 \in (\tau^-, \tau^+)$ and finally

$$0 = \tau_1 < \tau_2 < \tau_3 \leq \tau_4 < \tau^+ \leq \frac{2r_2}{\eta} \leq \frac{\delta}{M}$$

by (3.43) and (3.44). Property (3.42) then implies in particular that

$$(\gamma(\tau_2) - \gamma(0)) \cdot \dot{\gamma}(0) > 0 \quad \text{and} \quad (\gamma(\tau_3) - \gamma(0)) \cdot \dot{\gamma}(0) > 0.$$

But the vectors $\gamma(\tau_2) - \gamma(0)$ and $\gamma(\tau_3) - \gamma(0)$ point in opposite directions, since $\gamma(0) = \gamma(\tau_1) \in (\gamma(\tau_2), \gamma(\tau_3))$ by assumption (3.40). This leads to a contradiction and the proof of Lemma 3.6 is thereby complete. \square

Lemma 3.7 below is the analogue of Lemma 3.4 above, but it is concerned with the logarithmic growth of the argument of ∇u along any trajectory of the flow, that is, along any streamline. Together with Lemmas 2.6 and 3.4, it will easily lead to the conclusion of Proposition 2.10 on the logarithmic growth of the argument of ∇u at infinity. To state Lemma 3.7, let us introduce a few auxiliary constants. From the uniform continuity of the argument φ of ∇u , the quantity

$$C_4 := \sup_{x, y \in \mathbb{R}^2, |x-y| \leq r_2} |\varphi(x) - \varphi(y)| \quad (3.45)$$

is a nonnegative real number, where $r_2 > 0$ is the positive real number given in Lemma 3.6. Furthermore, denote

$$\omega := \frac{\eta}{2M} \in \left(0, \frac{1}{2}\right], \quad (3.46)$$

where $0 < \eta \leq M$ are as in (3.15), and define another positive real number, C_5 , by

$$C_5 := \sup_{t \in (r_2, +\infty)} h_2(t), \quad \text{where } h_2(t) = 384\pi \times \frac{\ln_{1+\omega}(t/r_2) + 1}{\ln(3+t)}, \quad (3.47)$$

Notice immediately that

$$C_5 \geq \lim_{t \rightarrow +\infty} h_2(t) = \frac{384\pi}{\ln(1+\omega)} \geq \frac{384\pi}{\ln(3/2)} > 192\pi. \quad (3.48)$$

Lastly, denote

$$C_6 = 288\pi \times \left[\frac{2M^2}{\eta^2} + 1 \right] \quad (3.49)$$

and

$$C_7 = \max(C_4, C_5, C_6) > 0. \quad (3.50)$$

With this constant $C_7 > 0$, the following estimate holds for any streamline of the flow.

Lemma 3.7 *For any streamline Γ of the flow, there holds*

$$\forall x, y \in \Gamma, \quad |\varphi(x) - \varphi(y)| \leq C_7 \ln(3 + |x - y|).$$

The scheme of the proof is similar to that of Lemma 3.4. However, since u is constant along any streamline, one cannot conclude directly as in Lemma 3.4 that if a streamline turns many times around some points then the stream function u would become large. Nevertheless, roughly speaking, if on some streamline an arc $\gamma([\alpha, \beta])$ contains either two left or two right or two double arcs and is such that $\gamma(\alpha)$ and $\gamma(\beta)$ are not too far, then $\gamma([\alpha, \beta])$ will almost surround a domain Ω containing a long trajectory of the gradient flow. This will lead to a contradiction, since the oscillations of u on the boundary of that domain Ω will be small, while the oscillation of u along the long trajectory of the gradient flow will be large.

Proof. Assume by contradiction that the conclusion of Lemma 3.7 does not hold. Then, there exist a streamline Γ of the gradient flow, with a parametrization γ solving $\dot{\gamma}(t) = v(\gamma(t))$ for $t \in \mathbb{R}$, and two points $x = \gamma(a)$ and $y = \gamma(b)$ on Γ , for some real numbers a and b , such that

$$|\varphi(\gamma(a)) - \varphi(\gamma(b))| > C_7 \ln(3 + |\gamma(a) - \gamma(b)|). \quad (3.51)$$

Thus, $|\varphi(\gamma(a)) - \varphi(\gamma(b))| > C_7 \geq C_4$, and (3.45) implies that

$$|\gamma(a) - \gamma(b)| > r_2. \quad (3.52)$$

Without loss of generality, one can assume that $a < b$. Let θ be the continuous argument of $\dot{\gamma}$, defined as in (3.1) with the embedding $\xi := \gamma$. Since $\dot{\gamma}(t) = v(\gamma(t))$ in \mathbb{R} , it follows from (2.16), from the continuity of θ and $\varphi(\gamma(\cdot))$ in \mathbb{R} and from the definition $v = \nabla^\perp u$ that there is an integer $q \in \mathbb{Z}$ such that

$$\theta(t) = \varphi(\gamma(t)) + \frac{\pi}{2} + 2\pi q \quad \text{for all } t \in \mathbb{R}.$$

In particular, $\theta(a) - \theta(b) = \varphi(\gamma(a)) - \varphi(\gamma(b))$, hence

$$|\theta(a) - \theta(b)| > C_7 \ln(3 + |\gamma(a) - \gamma(b)|) \quad (3.53)$$

and

$$|\theta(a) - \theta(b)| > C_7 \geq C_5 > 192\pi \quad (3.54)$$

by (3.48).

With the same notations as in Section 3.1, let N_l , N_r and N_d be the (finite) numbers of left, right and double arcs contained in the curve $\gamma([a, b])$, relatively to the segment $[\gamma(a), \gamma(b)]$. As for (3.28) and (3.29), it follows from the inequalities $|\theta(a) - \theta(b)| > 192\pi > 8\pi$ and from Lemma 3.2 that

$$\max(N_l, N_r, N_d) > \frac{|\theta(a) - \theta(b)|}{96\pi}.$$

As in the proof of Lemma 3.4, three cases can then occur.

Case 1: $N_l > |\theta(a) - \theta(b)|/(96\pi)$. Notice immediately that (3.54) yields $N_l > 2$, that is, $N_l \geq 3$. By definition of N_l and of a left arc, there are some real numbers

$$a < \rho_1 < \rho'_1 \leq \rho_2 < \rho'_2 \leq \dots \leq \rho_{N_l} < \rho'_{N_l} \leq b$$

such that $\gamma([\rho_i, \rho'_i])$ is a left arc for every $1 \leq i \leq N_l$.

Define

$$m = \left\lceil \ln_{1+\omega} \frac{|\gamma(a) - \gamma(b)|}{r_2} \right\rceil + 2, \quad (3.55)$$

where $\omega > 0$ is defined in (3.46). Property (3.52) implies that m is an integer such that $m \geq 2$. Divide now the segment $[\gamma(a), \gamma(b)]$ into m segments $[x_p, y_p]$ (for $p = 1, \dots, m$) defined by

$$\begin{cases} x_1 = \gamma(a) + \frac{\gamma(b) - \gamma(a)}{1 + \omega}, & y_1 = \gamma(b), & x_2 = \gamma(a) + \frac{\gamma(b) - \gamma(a)}{(1 + \omega)^2}, & y_2 = x_1, \\ \dots & & & \\ x_{m-1} = \gamma(a) + \frac{\gamma(b) - \gamma(a)}{(1 + \omega)^{m-1}}, & y_{m-1} = x_{m-2}, & x_m = \gamma(a) \text{ and } y_m = x_{m-1}. \end{cases}$$

It is immediate to see that the sets $(x_p, y_p]$ (with $p \in \{1, \dots, m\}$) form a partition of $(\gamma(a), \gamma(b)]$, that

$$|x_p - y_p| = \omega(1 + \omega)^{-p} |\gamma(a) - \gamma(b)| \quad \text{for each } 1 \leq p \leq m - 1 \quad (3.56)$$

and that

$$|\gamma(a) - y_m| = |x_m - y_m| = (1 + \omega)^{-(m-1)} |\gamma(a) - \gamma(b)| < r_2$$

by (3.55).

For each $1 \leq i \leq N_l$, the arc $\gamma([\rho_i, \rho'_i])$ is a left arc, hence either $\gamma(\rho_i)$ or $\gamma(\rho'_i)$ belongs to $(\gamma(a), \gamma(b)] = \bigcup_{1 \leq p \leq m} (x_p, y_p]$. Therefore, by calling, for $1 \leq p \leq m$,

$$J_p := \{i \in \{1, \dots, N_l\}; \gamma(\rho_i) \in (x_p, y_p] \text{ or } \gamma(\rho'_i) \in (x_p, y_p]\},$$

it follows that

$$\bigcup_{1 \leq p \leq m} J_p = \{1, \dots, N_l\}. \quad (3.57)$$

We now claim that

$$\#J_m \leq 1, \quad (3.58)$$

that is, there is at most one left arc intersecting $(x_m, y_m] = (\gamma(a), y_m]$. Assume by contradiction that there are two integers i and j with $1 \leq i < j \leq N_l$ and such that either $\gamma(\rho_i)$ or $\gamma(\rho'_i)$ belongs to $(x_m, y_m] = (\gamma(a), y_m]$ and either $\gamma(\rho_j)$ or $\gamma(\rho'_j)$ belongs to $(\gamma(a), y_m]$. Since $|\gamma(a) - y_m| < r_2$, one infers in particular that

$$\min(|\gamma(\rho_j) - \gamma(a)|, |\gamma(\rho'_j) - \gamma(a)|) < r_2.$$

Furthermore, $\gamma(a) \in (\gamma(\rho_i), \gamma(\rho'_i))$ since $\gamma([\rho_i, \rho'_i])$ is a left arc. Lemma 3.6 applied with

$$(\tau_1, \tau_2, \tau_3) = (a, \rho_i, \rho'_i)$$

and $\tau_4 = \rho_j$ if $|\gamma(\rho_j) - \gamma(a)| < r_2$ (resp. $\tau_4 = \rho'_j$ if $|\gamma(\rho'_j) - \gamma(a)| < r_2$) leads to a contradiction. Therefore, the claim (3.58) follows.

Putting together (3.57) and (3.58), it follows that there is $p \in \{1, \dots, m-1\}$ such that

$$\#J_p \geq \frac{N_l - 1}{m - 1} \quad (3.59)$$

(we also remind that $N_l \geq 3$ and $m \geq 2$, whence $\#J_p$ is a positive integer). We claim that $\#J_p \geq 3$. Indeed, notice first that

$$N_l - 1 > \frac{|\theta(a) - \theta(b)|}{96\pi} - 1 > \frac{|\theta(a) - \theta(b)|}{192\pi} > \frac{C_7 \ln(3 + |\gamma(a) - \gamma(b)|)}{192\pi}$$

by (3.53) and (3.54). From (3.59) and the definition of m in (3.55), one infers that

$$\#J_p \geq \frac{N_l - 1}{m - 1} > \frac{C_7}{192\pi} \times \frac{\ln(3 + |\gamma(a) - \gamma(b)|)}{\ln_{1+\omega}(|\gamma(a) - \gamma(b)|/r_2) + 1}.$$

Therefore, $\#J_p > 2C_7/h_2(|\gamma(a) - \gamma(b)|) \geq 2C_7/C_5 \geq 2$ by (3.47), (3.48), (3.50) and (3.52). Thus, $\#J_p > 2$, that is, $\#J_p \geq 3$.

As a consequence, there are three integers

$$i < j < k \in J_p,$$

with $a < \rho_i < \rho'_i \leq \rho_j < \rho'_j \leq \rho_k < \rho'_k \leq b$. In particular, since $j \in J_p$, one has either $\gamma(\rho_j) \in (x, y_p]$ or $\gamma(\rho'_j) \in (x_p, y_p]$. These two cases will be considered in succession.

Subcase 1.1: consider first the case where

$$\gamma(\rho_j) \in (x_p, y_p].$$

Since $\gamma([\rho_j, \rho'_j])$ is a left arc and $\gamma(\rho_j) \in (x_p, y_p] \subset (\gamma(a), \gamma(b))$, it follows that

$$\gamma(t) \notin L_{\gamma(a), \gamma(b)} \text{ for all } t \in (\rho_j, \rho'_j), \text{ and } \gamma(\rho'_j) \text{ is on the left of } \gamma(a) \text{ with respect to } \gamma(b)$$

(hence, $\gamma(\rho'_j) \notin [x_p, y_p]$). On the other hand, either $\gamma(\rho_k)$ or $\gamma(\rho'_k)$ belongs to the segment $[x_p, y_p]$, while $\rho'_j \leq \rho_k < \rho'_k$. Consequently, there is

$$\tau \in (\rho'_j, \rho'_k]$$

such that

$$\gamma(\tau) \in [x_p, y_p] \text{ and } \gamma(t) \notin [x_p, y_p] \text{ for all } t \in (\rho_j, \tau),$$

see Figure 7. Thus, $\gamma([\rho_j, \tau]) \cap [x_p, y_p] = \{\gamma(\rho_j), \gamma(\tau)\}$. Let Ω be the non-empty domain surrounded by the closed simple curve $\gamma([\rho_j, \tau]) \cup (\gamma(\rho_j), \gamma(\tau))$ (Ω is the hatched region in Figure 7) and let $\sigma = \sigma_{\gamma(\rho'_j)}$ be the solution of

$$\begin{cases} \dot{\sigma}(t) &= \nabla u(\sigma(t)), \quad t \in \mathbb{R}, \\ \sigma(0) &= \gamma(\rho'_j). \end{cases}$$

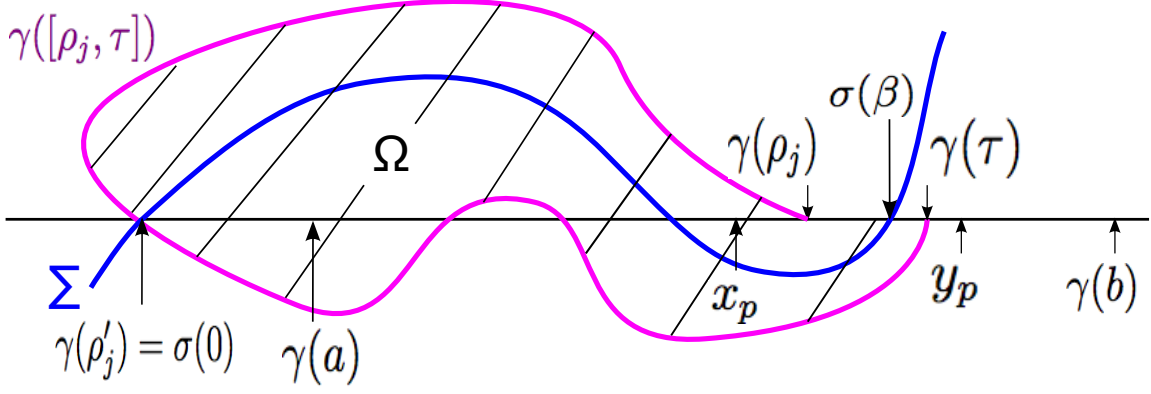


Figure 7: The domain Ω and the curves $\gamma([\rho_j, \tau])$ and Σ

Let $\Sigma = \Sigma_{\gamma(\rho'_j)} = \{\sigma(t); t \in \mathbb{R}\}$ be the trajectory of the gradient flow containing the point $\gamma(\rho'_j)$. Since $\rho_j < \rho'_j < \tau$ and Σ is orthogonal to Γ at $\gamma(\rho'_j)$ with $\rho'_j \in (\rho_j, \tau)$ and since $|\sigma(t)| \rightarrow +\infty$ as $|t| \rightarrow +\infty$ by Lemma 2.1, it follows that there is a real number $\beta \neq 0$ such that

$$\sigma(\beta) \in \partial\Omega \quad \text{and} \quad \sigma(t) \in \Omega \quad \text{for all } t \in I,$$

where $I = (0, \beta)$ if $\beta > 0$ (resp. $I = (\beta, 0)$ if $\beta < 0$). Since the function $u(\sigma(\cdot))$ is increasing in \mathbb{R} and u is constant along the curve $\gamma([\rho_j, \tau])$ ($\ni \gamma(\rho'_j) = \sigma(0)$), the first exit point $\sigma(\beta)$ must lie on the segment $[\gamma(\rho_j), \gamma(\tau)]$, owing to the definition of Ω . In particular, $\sigma(\beta) \in [x_p, y_p]$. But the points $\sigma(0) = \gamma(\rho'_j)$, $\gamma(a)$, x_p , $\sigma(\beta)$ and y_p lie with this order on the line $L_{\gamma(a), \gamma(b)}$. Therefore,

$$\text{length}(\sigma(I)) \geq |\sigma(0) - \sigma(\beta)| \geq |\gamma(a) - x_p| = (1 + \omega)^{-p} |\gamma(a) - \gamma(b)|.$$

Thus, Lemma 2.2 yields

$$|u(\sigma(\beta)) - u(\sigma(0))| \geq \eta \times \text{length}(\sigma(I)) \geq \eta (1 + \omega)^{-p} |\gamma(a) - \gamma(b)|. \quad (3.60)$$

But $\sigma(\beta) \in [\gamma(\rho_j), \gamma(\tau)] \subset [x_p, y_p]$, hence (3.15) and (3.56) imply that

$$|u(\sigma(\beta)) - u(\gamma(\rho_j))| \leq M |\sigma(\beta) - \gamma(\rho_j)| \leq M |x_p - y_p| = M \omega (1 + \omega)^{-p} |\gamma(a) - \gamma(b)|. \quad (3.61)$$

Since $\sigma(0) = \gamma(\rho'_j)$ and $u(\sigma(0)) = u(\gamma(\rho'_j)) = u(\gamma(\rho_j))$, we finally get from (3.60) and (3.61) that

$$\eta (1 + \omega)^{-p} |\gamma(a) - \gamma(b)| \leq M \omega (1 + \omega)^{-p} |\gamma(a) - \gamma(b)|,$$

hence $(0 <) \eta \leq M \omega$, contradicting the definition (3.46) of ω .

Subcase 1.2: consider now the case where

$$\gamma(\rho'_j) \in (x_p, y_p].$$

In this case, $\gamma(\rho_j)$ is on the left of $\gamma(a)$ with respect to $\gamma(b)$, while either $\gamma(\rho_i)$ or $\gamma(\rho'_i)$ belongs to $(x_p, y_p] \subset (\gamma(a), \gamma(b))$. Similarly as in Subcase 1.1, there is $\nu \in [\rho_i, \rho_j)$ such that

$$\gamma(\nu) \in [x_p, y_p] \quad \text{and} \quad \gamma(t) \notin [x_p, y_p] \quad \text{for all } t \in (\nu, \rho'_j).$$

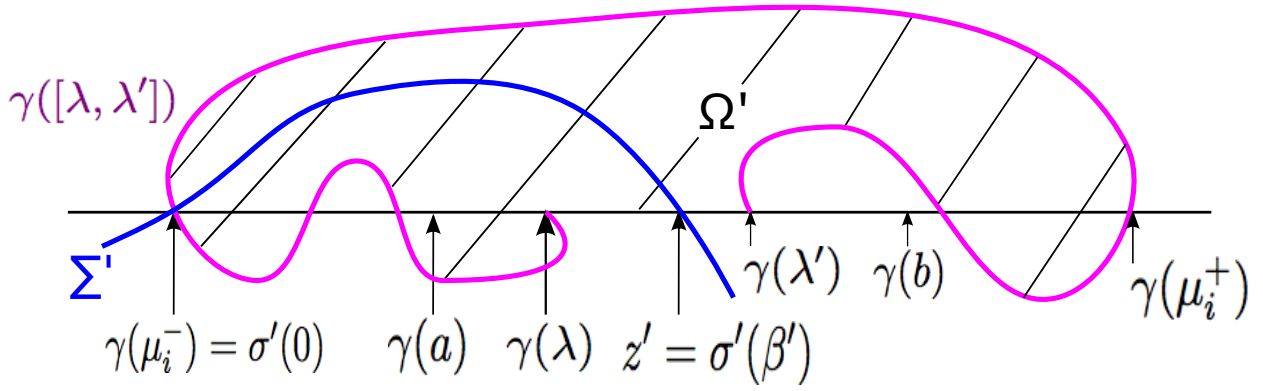


Figure 8: The domain Ω' and the curves $\gamma([\lambda, \lambda'])$ and Σ'

We then consider the non-empty domain $\tilde{\Omega}$ surrounded by the closed simple curve $\gamma([\nu, \rho'_j]) \cup (\gamma(\nu), \gamma(\rho'_j))$, and the trajectory $\tilde{\Sigma}$ of the gradient flow containing $\gamma(\rho_j)$. Then $\tilde{\Sigma} \cap \tilde{\Omega}$ contains a connected component having as end points the point $\gamma(\rho_j)$ and a point z belonging to the segment $[\gamma(\nu), \gamma(\rho'_j)] \subset [x_p, y_p]$. As in Subcase 1.1, we similarly get a contradiction by estimating $|u(z) - u(\gamma(\rho_j))|$ from below and above.

Case 2: $N_r > |\theta(a) - \theta(b)|/(96\pi)$. The study of this case is similar to that of Case 1 (one especially uses Lemma 3.6 with the second alternative in (3.39) and the second line in (3.42) to show that the number of right arcs meeting a small portion of $[\gamma(a), \gamma(b)]$ around the point $\gamma(b)$ is at most 1), and one similarly gets a contradiction with the definition of ω .

Case 3: $N_d > |\theta(a) - \theta(b)|/(96\pi)$. As in Case 1, one then has $N_d \geq 3$. By definition of N_d and of a double arc, there are some real numbers

$$a < \mu_1 < \mu'_1 \leq \mu_2 < \mu'_2 \leq \dots \leq \mu_{N_d} < \mu'_{N_d} \leq b$$

such that $\gamma([\mu_i, \mu'_i])$ is a left arc for every $1 \leq i \leq N_d$. For any such i , denote μ_i^- the one of the two real numbers μ_i and μ'_i such that $\gamma(\mu_i^-)$ lies on the left of $\gamma(a)$ with respect to $\gamma(b)$, and let μ_i^+ be the other one, that is, $\gamma(b) \in (\gamma(a), \gamma(\mu_i^+))$. We will argue a bit as in Case 1 above, by considering two subcases according to the value of the leftmost position among the points $\gamma(\mu_i^-)$ (notice that $(\gamma(\mu_i^-) - \gamma(a)) \cdot (\gamma(b) - \gamma(a)) < 0$ for all $1 \leq i \leq N_d$, by definition of μ_i^-).

Subcase 3.1: consider first the case where

$$\min_{1 \leq i \leq N_d} (\gamma(\mu_i^-) - \gamma(a)) \cdot (\gamma(b) - \gamma(a)) \leq -\frac{2M|\gamma(a) - \gamma(b)|^2}{\eta}.$$

In other words, there is $i \in \{1, \dots, N_d\}$ such that

$$|\gamma(\mu_i^-) - \gamma(a)| \geq \frac{2M|\gamma(a) - \gamma(b)|}{\eta}.$$

Since $\gamma([\mu_i, \mu'_i])$ is a double arc, one has $[\gamma(a), \gamma(b)] \subset (\gamma(\mu_i), \gamma(\mu'_i))$ and $\gamma([\mu_i, \mu'_i]) \cap [\gamma(a), \gamma(b)] = \emptyset$. Therefore, there are some real numbers λ and λ' such that

$$a \leq \lambda < \mu_i < \mu'_i < \lambda' \leq b \quad \text{and} \quad \gamma([\lambda, \lambda']) \cap [\gamma(a), \gamma(b)] = \{\gamma(\lambda), \gamma(\lambda')\},$$

see Figure 8 (in case $\mu_i^- = \mu_i$ and $\mu_i^+ = \mu'_i$). Let Ω' be the non-empty domain surrounded by the closed simple curve $\gamma([\lambda, \lambda']) \cup (\gamma(\lambda), \gamma(\lambda'))$, let Σ' be the trajectory of the gradient flow containing $\gamma(\mu_i^-)$ (which lies on the left of $\gamma(a)$ with respect to $\gamma(b)$), and let $\sigma' = \sigma_{\gamma(\mu_i^-)}$ be the solution of (2.4) with $\sigma'(0) = \gamma(\mu_i^-)$. Then $\Sigma' \cap \Omega'$ contains a connected component having as end points the point $\gamma(\mu_i^-)$ and a point $z' = \sigma'(\beta') \in [\gamma(\lambda), \gamma(\lambda')] \subset [\gamma(a), \gamma(b)]$, for some $\beta' \neq 0$. As in Case 1 above, using Lemma 2.2 and the fact that $\gamma(\mu_i^-)$ lies on left of $\gamma(a)$ with respect to $\gamma(b)$, one infers that

$$|u(\sigma'(\beta')) - u(\sigma'(0))| \geq \eta |\sigma'(\beta') - \sigma'(0)| = \eta |\sigma'(\beta') - \gamma(\mu_i^-)| \geq \eta |\gamma(a) - \gamma(\mu_i^-)| \geq 2M |\gamma(a) - \gamma(b)|.$$

But $\sigma'(\beta') \in [\gamma(a), \gamma(b)]$, and thus

$$|u(\sigma'(\beta')) - u(\gamma(a))| \leq M |\gamma(a) - \gamma(b)|$$

by (3.15). Since $u(\sigma'(0)) = u(\gamma(\mu_i^-)) = u(\gamma(a))$, one concludes from the previous two displayed inequalities that $2M |\gamma(a) - \gamma(b)| \leq M |\gamma(a) - \gamma(b)|$, which is impossible since both M and $|\gamma(a) - \gamma(b)|$ are positive.

Subcase 3.2: consider now the case where

$$\min_{1 \leq i \leq N_d} (\gamma(\mu_i^-) - \gamma(a)) \cdot (\gamma(b) - \gamma(a)) > -\frac{2M |\gamma(a) - \gamma(b)|^2}{\eta}.$$

Denote

$$x = \gamma(a) - \frac{2M}{\eta} (\gamma(b) - \gamma(a)).$$

It follows that $\gamma(\mu_i^-) \in (x, \gamma(a)]$ for all $1 \leq i \leq N_d$. Denote now

$$N = \left\lceil \frac{2M^2}{\eta^2} + 1 \right\rceil (\geq 3) \tag{3.62}$$

and divide the segment $[x, \gamma(a)]$ into N subsegments

$$[x_p, y_p] = \left[x + \frac{p-1}{N} (\gamma(a) - x), x + \frac{p}{N} (\gamma(a) - x) \right]$$

(for $1 \leq p \leq N$) of the same length

$$|x_p - y_p| = \frac{|\gamma(a) - x|}{N} = \frac{2M |\gamma(b) - \gamma(a)|}{\eta N}.$$

Remember that $N_d > |\theta(a) - \theta(b)|/(96\pi)$ in our studied Case 3, and that

$$|\theta(a) - \theta(b)| > C_7 \geq C_6 = 288\pi N$$

by (3.49), (3.50), (3.53) and (3.62). Therefore, $N_d > 3N$. In particular, there are $p \in \{1, \dots, N\}$ and three integers $i < j < k$ in $\{1, \dots, N_d\}$ such that

$$\gamma(\mu_i^-), \gamma(\mu_j^-), \gamma(\mu_k^-) \in [x_p, y_p].$$

If $\mu_j^- = \mu_j$, then $\mu_j^- = \mu_j < \mu'_j \leq \mu_k < \mu'_k$, while either $\gamma(\mu_k)$ or $\gamma(\mu'_k)$ belongs to $[x_p, y_p]$. Since $\gamma(\mu_j) = \gamma(\mu_j^-) \in [x_p, y_p]$ (lying on the left of $\gamma(a)$ with respect to $\gamma(b)$) and since $\gamma([\mu_j, \mu'_j])$ is a double arc, there is then

$$\varpi \in (\mu'_j, \mu'_k]$$

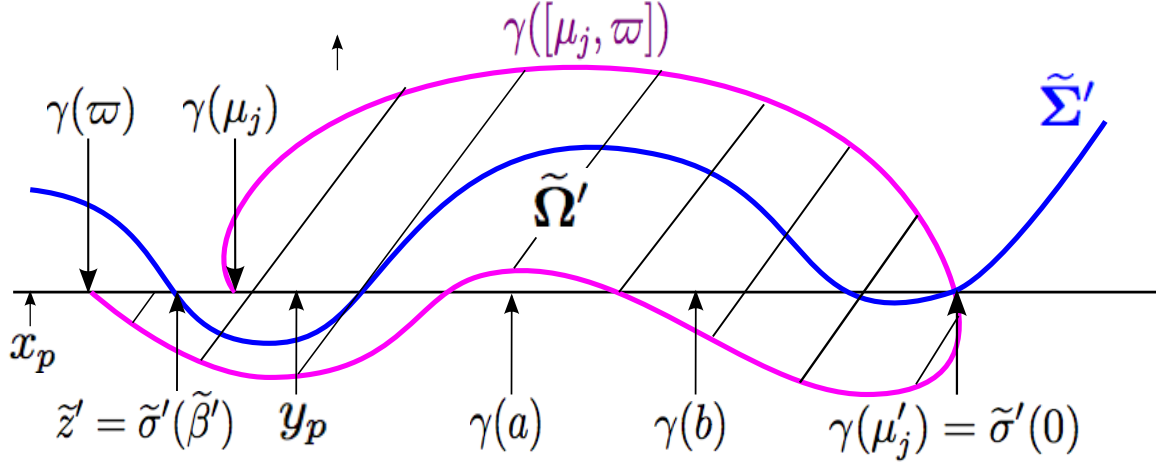


Figure 9: The domain $\tilde{\Omega}'$ and the curves $\gamma([\mu_j, \varpi])$ and $\tilde{\Sigma}'$

such that

$$\gamma(\varpi) \in [x_p, y_p] \text{ and } \gamma(t) \notin [x_p, y_p] \text{ for all } t \in (\mu_j, \varpi),$$

see Figure 9. Thus, $\gamma([\mu_j, \varpi]) \cap [x_p, y_p] = \{\gamma(\mu_j), \gamma(\varpi)\}$. Let $\tilde{\Omega}'$ be the non-empty domain surrounded by the closed simple curve $\gamma([\mu_j, \varpi]) \cup (\gamma(\mu_j), \gamma(\varpi))$ and let $\tilde{\sigma}' = \sigma_{\gamma(\mu'_j)}$ be the solution of (2.4) with initial condition $\tilde{\sigma}'(0) = \gamma(\mu'_j)$. Let $\tilde{\Sigma}' = \Sigma_{\gamma(\mu'_j)}$ be the trajectory of the gradient flow containing the point $\gamma(\mu'_j)$. There is then a real number $\tilde{\beta}' \neq 0$ such that $\tilde{\Sigma}' \cap \tilde{\Omega}'$ contains a connected component having as end points the point $\tilde{\sigma}'(0) = \gamma(\mu'_j)$ and the point $\tilde{z}' = \tilde{\sigma}'(\tilde{\beta}') \in [\gamma(\mu_j), \gamma(\varpi)] \subset [x_p, y_p]$. But the points $x_p, \tilde{z}' = \tilde{\sigma}'(\tilde{\beta}'), y_p, \gamma(a), \gamma(b)$ and $\gamma(\mu'_j) = \tilde{\sigma}'(0)$ lie in this order on the line $L_{\gamma(a), \gamma(b)}$. Therefore, Lemma 2.2 yields

$$|u(\tilde{\sigma}'(\tilde{\beta}')) - u(\tilde{\sigma}'(0))| \geq \eta |\tilde{\sigma}'(\tilde{\beta}') - \tilde{\sigma}'(0)| \geq \eta |\gamma(a) - \gamma(b)|.$$

But $\tilde{\sigma}'(\tilde{\beta}')$ and $\gamma(\mu_j)$ belong to the segment $[x_p, y_p]$. Hence,

$$|u(\tilde{\sigma}'(\tilde{\beta}')) - u(\gamma(\mu_j))| \leq M |x_p - y_p| = \frac{2M^2 |\gamma(a) - \gamma(b)|}{\eta N}.$$

Since $u(\tilde{\sigma}'(0)) = u(\gamma(\mu'_j)) = u(\gamma(\mu_j))$ and $|\gamma(a) - \gamma(b)| > 0$, the previous two inequalities imply that $\eta \leq 2M^2/(\eta N)$, contradicting (3.62).

Finally, if $\mu_j^- = \mu'_j$, then $\mu_i < \mu'_i \leq \mu_j < \mu'_j = \mu_j^-$, while either $\gamma(\mu_i)$ or $\gamma(\mu'_i)$ belongs to $[x_p, y_p]$. Since $\gamma(\mu'_j) = \gamma(\mu_j^-) \in [x_p, y_p]$ (lying on the left of $\gamma(a)$ with respect to $\gamma(b)$) and since $\gamma([\mu_j, \mu'_j])$ is a double arc, there is then $\varpi' \in [\mu_i, \mu_j)$ such that $\gamma(\varpi') \in [x_p, y_p]$ and $\gamma(t) \notin [x_p, y_p]$ for all $t \in (\varpi', \mu'_j)$. Thus, $\gamma([\varpi', \mu'_j]) \cap [x_p, y_p] = \{\gamma(\varpi'), \gamma(\mu'_j)\}$ and one gets a contradiction with similar arguments as in the previous paragraph.

To sum up, all possible cases have been considered. They all lead to a contradiction. As a conclusion, (3.51) cannot hold and the proof of Lemma 3.7 is thereby complete. \square

3.4 End of the proof of Proposition 2.10

With Lemmas 3.4 and 3.7 in hand, the proof of Proposition 2.10 follows easily. To do so, let $\Sigma = \Sigma_{(0,0)}$ be the trajectory of the gradient flow containing $(0,0)$. Let x be any point in \mathbb{R}^2 .

Lemma 2.6 yields the existence of a point $y_x \in \Sigma$ such that $x \in \Gamma_{y_x}$. Lemmas 3.4 and 3.7 then imply that

$$\begin{aligned} |\varphi(x)| &\leq |\varphi(x) - \varphi(y_x)| + |\varphi(y_x) - \varphi(0, 0)| + |\varphi(0, 0)| \\ &\leq C_7 \ln(3 + |x - y_x|) + C_3 \ln(3 + |y_x|) + |\varphi(0, 0)|. \end{aligned} \quad (3.63)$$

Furthermore, on the one hand, Lemma 2.2 and the normalization $u(0, 0) = 0$ yield

$$|u(y_x)| = |u(y_x) - u(0, 0)| \geq \eta |y_x|.$$

On the other hand, $u(y_x) = u(x)$ (since $x \in \Gamma_{y_x}$), hence

$$|u(y_x)| = |u(x) - u(0, 0)| \leq M|x|$$

by (3.15). Therefore, $|y_x| \leq (M/\eta)|x|$. Together with (3.63), one finally concludes that $|\varphi(x)| = O(\ln|x|)$ as $|x| \rightarrow +\infty$ and the proof of Proposition 2.10 is thereby complete. \square

References

- [1] G. Alberti, L. Ambrosio, X. Cabré, *On a long-standing conjecture of E. De Giorgi: old and recent results*, Acta Appl. Math. **65** (2001), 9-33.
- [2] L. Ambrosio, X. Cabré, *Entire solutions of semilinear elliptic equations in \mathbb{R}^3 and a conjecture of De Giorgi*, J. Amer. Math. Soc. **13** (2000), 725-739.
- [3] H. Berestycki, L. Caffarelli, L. Nirenberg, *Further qualitative properties for elliptic equations in unbounded domains*, Ann. Scuola Norm. Sup. Pisa Cl. Sci. (4) **5** (1997), 69-94.
- [4] E. de Giorgi, *Convergence problems for functionals and operators*, In: Proc. Int. Meeting on Recent Methods in Nonlinear Analysis, Rome, 1978, Pitagora, 1979, 131-188.
- [5] M. Del Pino, M. Kowalczyk, J. Wei, *On the De Giorgi conjecture in dimension $N \geq 9$* , Ann. Math. **174** (2011), 1485-1569.
- [6] A. Farina, *One-dimensional symmetry for solutions of quasilinear equations in \mathbb{R}^2* , Boll. Uni. Mat. Ital. Sez. B Artic. Ric. Mat. **6** (2003), 685-692.
- [7] A. Farina, *Liouville-type theorems for elliptic equations*, Handbook of Differential Equations: Stationary Partial Differential Equations, vol. 4, M. Chipot ed., 2007, Elsevier, 61-116.
- [8] A. Farina, E. Valdinoci, *The state of the art for a conjecture of De Giorgi and related problems*, In: Recent progress on reaction-diffusion systems and viscosity solutions, World Sci. Publ., Hackensack, NJ, 2009, 74-96.
- [9] N. Ghoussoub, C. Gui, *On a conjecture of De Giorgi and some related problems*, Math. Ann. **311** (1998), 481-491.
- [10] F. Hamel, N. Nadirashvili, *Shear flows of an ideal fluid and elliptic equations in unbounded domains*, Comm. Pure Appl. Math., forthcoming.
- [11] J. Moser, *On Harnack's theorem for elliptic differential equations*, Comm. Pure Appl. Math. **14** (1961), 577-591.
- [12] O. Savin, *Regularity of flat level sets in phase transitions*, Ann. Math. **169** (2009), 41-78.