

Gibbs reference posterior for Robust Gaussian Process Emulation.

Joseph Muré *

Université Paris Diderot, Laboratoire de Probabilités et Modèles Aléatoires, France
EDF R&D, Chatou, France

December 3, 2024

Abstract

We propose an objective posterior distribution on correlation kernel parameters for Simple Kriging models in the spirit of reference posteriors. Because it is proper and defined through its conditional densities, it lends itself well to Gibbs sampling, thus making the full-Bayesian procedure tractable. Numerical examples show it has near-optimal frequentist performance in terms of prediction interval coverage.

Keywords. Gaussian process, Kriging, Jeffreys prior, Reference prior, integrated likelihood, Gibbs sampling, posterior propriety, frequentist coverage, computer model.

1 Introduction

Gaussian Processes are widely used to model the spatial distribution of some real-valued quantity when said quantity is only observed at a few locations. This emulation technique is a convenient way to represent the uncertainty of the value of the quantity at unobserved points [Santner et al., 2003]. In this work, we focus on stationary Gaussian Processes with null mean function, a framework that is referred to as “Simple Kriging” in the geostatistical literature [Journel and Huijbregts, 1978] and is also frequently used in the context of computer experiments and machine learning [Rasmussen and Williams, 2006]. The exact probability distribution of a Gaussian Process depends not only on its mean function (supposed here to be null), but also on a variance parameter and a correlation function (also known as “correlation kernel”) which itself depends on parameters.

We propose an “objective” posterior distribution on these parameters derived through techniques related to the Bernardo reference posterior, which we call “Gibbs reference posterior”.

The need for a prior distribution on the parameters of Kriging models arises from the lack of robustness of the Maximum Likelihood Estimator (MLE) in dealing with parameters of correlation kernels. Indeed, what makes estimating them “notoriously difficult”, as Kennedy and O’Hagan [2001] put it, is that the likelihood

*Address for correspondence: Joseph Muré, EDF R&D, Dpt. PRISME, 6 quai Watier, 78401 Chatou, France
E-mail: mure@math.univ-paris-diderot.fr

function may often be quite flat [Li and Sudjianto, 2005]. To tackle this problem, one may stabilize the MLE by adding a nugget to the covariance kernel, namely adding a covariance component concentrated on the diagonal. However, as was noted by Andrianakis and Challenor [2012], “the presence of a nugget is equivalent to the assumption that the simulator contains some variability that is not explainable by its inputs”. Alternatively, Li and Sudjianto [2005] proposed penalizing the likelihood function, which may also be interpreted as using a prior distribution and then choosing the Maximum A Posteriori (MAP) estimate instead of the MLE. Of course, using a full-Bayesian approach obviates the problem of robustness of the estimator of the parameters, as one may simply use the integrated predictive distribution.

Whether one wishes to use a prior distribution as a penalizing function for the likelihood or to deploy the whole Bayesian machinery, one often faces the problem of a lack of *a priori* information. This is where Objective Bayes, which was first introduced in this context by Berger et al. [2001], is helpful. Their work on deriving the reference prior in this context and establishing posterior propriety was then successively extended by Paulo [2005], Ren et al. [2013] and Gu [2016]. Ren et al. [2012] and Kazianka and Pilz [2012] also derived and studied the reference prior in the case of an added nugget effect. However, the above cited works all make a restrictive assumption in order to guarantee posterior propriety. It turns out this assumption is untrue for twice differentiable correlation kernels, as we show in Appendix A. Therefore, to the author’s knowledge, there exists currently no proof of the propriety of the reference posterior for such standard covariance kernels as Matérn covariance functions with smoothness parameter $\nu > 1$. This, along with the wish to make the full-Bayesian process tractable in practice, led us to consider a different but similar “objective” posterior distribution. As it is defined through conditional densities and thus is well suited to Gibbs sampling, we call it the “Gibbs reference posterior”.

In Section 2, we provide the background and basic idea behind the construction of the Gibbs reference posterior.

Because its definition involves reaching a compromise between incompatible conditional distributions, we give in Section 3 some theory as to how this may be achieved.

In Section 4, we offer theoretical guarantees of existence and propriety of the Gibbs reference posterior and provide an MCMC algorithm for sampling of the Gibbs reference posterior in the case where a Matérn class covariance kernel [Matérn, 1986] [Handcock and Stein, 1993] with known smoothness parameter is used. For a thorough description of Matérn class covariance kernels and their properties, see Stein [1999] or Bachoc [2013].

In Section 5, we detail how to sample from the posterior distribution on parameters and contrast two ways of using it, namely the full-Bayesian method and the MAP plug-in approach.

The MAP plug-in approach has the intrinsic disadvantage of requiring parameter estimation. As its effectiveness depends on the quality of the estimation, it makes sense to compare its performance with that of the MLE. Section 6 shows that the MAP estimator improves inference robustness significantly when compared to the MLE.

Beyond parameter inference, what matters to us is how well we are able to account for uncertainty on values of the Gaussian Process at unobserved points. Section 7 shows that predictive intervals at unobserved points produced by the full-Bayesian method have effective coverage close to their theoretical level, while predictive intervals produced by estimator plug-in methods (MAP and *a fortiori* MLE) have substantially

lower effective coverage.

2 Objective prior distribution

We assume that the real-valued random field of interest $\{Y(\mathbf{x}), \mathbf{x} \in D\}$, D being a bounded subset of \mathbb{R}^r , is Gaussian, with zero mean (or known mean) and with covariance of the form $\text{Cov}(Y(\mathbf{x}), Y(\mathbf{x}')) = \sigma^2 K_{\boldsymbol{\theta}}(\mathbf{x} - \mathbf{x}')$. σ^2 thus denotes the variance of the Gaussian Process and $\boldsymbol{\theta}$, hereafter named the “vector of correlation lengths”, is the vector of scaling parameters used by the chosen class of correlation kernels $K_{\boldsymbol{\theta}}$. \mathbf{y} denotes the $n \times 1$ vector of observations made at the points of the design set and $\boldsymbol{\Sigma}_{\boldsymbol{\theta}}$ the correlation matrix of the Gaussian vector of which \mathbf{y} is a realization. When applied to a matrix, $|\cdot|$ refers to its determinant.

With these notations, the distribution of \mathbf{y} given σ^2 and $\boldsymbol{\theta}$ is $\mathcal{N}(\mathbf{0}_n, \sigma^2 \boldsymbol{\Sigma}_{\boldsymbol{\theta}})$ and the likelihood of parameters σ^2 and $\boldsymbol{\theta}$ is :

$$L(\mathbf{y} \mid \sigma^2, \boldsymbol{\theta}) = \left(\frac{1}{2\pi\sigma^2} \right)^{\frac{n}{2}} |\boldsymbol{\Sigma}_{\boldsymbol{\theta}}|^{-\frac{1}{2}} \exp \left\{ -\frac{1}{2\sigma^2} \mathbf{y}^\top \boldsymbol{\Sigma}_{\boldsymbol{\theta}}^{-1} \mathbf{y} \right\}. \quad (1)$$

Our work is based on Bernardo’s reference prior [Bernardo, 1979] [Berger and Bernardo, 1992]. Under a few regularity conditions [Clarke and Barron, 1994], the reference prior as defined in Berger et al. [2009] coincides with the Jeffreys-rule prior. However, the Jeffreys-rule prior has known shortcomings in cases with several unknown parameters.

For example, consider the case of n independent real-valued observations y_1, \dots, y_n of the model $\mathcal{N}(\mu, \sigma^2)$ [Robert et al., 2009]. If μ is known but σ^2 is not, the Jeffreys-rule prior on σ^2 is $(\sigma^2)^{-1}$. Then the posterior distribution of $\sum_{i=1}^n (y_i - \mu)^2 / \sigma^2$ (*i.e.* its distribution knowing all y_i ($1 \leq i \leq n$) and μ) is the chi-squared distribution with n degrees of freedom.

If both μ and σ^2 are unknown, the Jeffreys-rule joint prior distribution on μ and σ^2 is $(\sigma^2)^{-3/2}$. Let us denote $\bar{y} = \frac{1}{n} \sum_{i=1}^n y_i$. Then the posterior distribution of $\sum_{i=1}^n (y_i - \bar{y})^2 / \sigma^2$ (*i.e.* its distribution knowing all y_i ($1 \leq i \leq n$) but not μ) is *also* the chi-squared distribution with n degrees of freedom. In other words, using the Jeffreys-rule prior in both situations implies that by simply substituting the empirical mean \bar{y} to the actual mean μ , we are able to reach the same state of knowledge about σ^2 as if we actually knew μ . Alternatively, one may use the independence Jeffreys prior distribution, which is the joint prior distribution on μ and σ^2 obtained by taking the product of the Jeffreys-rule prior on μ when σ^2 is known (flat prior) and of the Jeffreys-rule prior on σ^2 when μ is known, thus yielding the joint prior distribution $(\sigma^2)^{-1}$. Then the posterior distribution of $\sum_{i=1}^n (y_i - \bar{y})^2 / \sigma^2$ is the chi-squared distribution with $n - 1$ degrees of freedom, which acknowledges the loss of information on σ^2 when μ is unknown. This suggests that separating parameters may improve performance of Jeffreys priors in multidimensional cases.

The reference prior algorithm was designed to overcome such shortcomings [Berger and Bernardo, 1992]. It first requires the user to specify an ordering on the parameters. Then, based on this ordering and for each parameter, the reference prior (*i.e.* the Jeffreys-rule prior in regular cases) on the parameter is computed, the parameter is integrated out of the likelihood function and the likelihood function is replaced by the new, “integrated” version.

Note that in the example, for all the chosen ordering of μ and σ^2 , the reference prior coincides with the independence Jeffreys prior.

To apply the reference prior algorithm, we first need to decide on an ordering of σ^2 and $\boldsymbol{\theta}$. Knowledge of $\boldsymbol{\theta}$ implies knowledge of correlation matrix $\boldsymbol{\Sigma}_{\boldsymbol{\theta}}$, which may then be used to decorrelate the vector of observations \mathbf{y} . For any matrix $\sqrt{\boldsymbol{\Sigma}_{\boldsymbol{\theta}}}$ such that $\boldsymbol{\Sigma}_{\boldsymbol{\theta}} = \sqrt{\boldsymbol{\Sigma}_{\boldsymbol{\theta}}} \sqrt{\boldsymbol{\Sigma}_{\boldsymbol{\theta}}}^\top$ (the Cholesky decomposition for instance), if σ^2 and $\boldsymbol{\theta}$ are known, then $\mathbf{z} := \sqrt{\boldsymbol{\Sigma}_{\boldsymbol{\theta}}}^{-1} \mathbf{y}$ follows the multivariate normal distribution $\mathcal{N}(\mathbf{0}_n, \sigma^2 \mathbf{I}_n)$. This means that if we assume only $\boldsymbol{\theta}$ is known, the inference problem is reduced to the aforementioned case of n independent observations of a normal model with known mean but unknown variance. Conversely, knowledge of σ^2 may be used to rescale the vector of observations \mathbf{y} : if σ^2 and $\boldsymbol{\theta}$ are known, $\mathbf{z}' = (\sigma^2)^{-1/2} \mathbf{y}$ follows the multivariate normal distribution $\mathcal{N}(\mathbf{0}_n, \boldsymbol{\Sigma}_{\boldsymbol{\theta}})$, but this inference problem is nearly as difficult as the original one. This dissymmetry motivates our choice to first derive the reference prior on σ^2 when $\boldsymbol{\theta}$ is known, and then the marginal prior on $\boldsymbol{\theta}$.

The Fisher information of the model on σ^2 assuming $\boldsymbol{\theta}$ to be known is $\frac{\sqrt{n}}{2\sigma^2}$. Thus we define the prior distribution on σ^2 knowing $\boldsymbol{\theta}$ as $\pi(\sigma^2 | \boldsymbol{\theta}) \propto \frac{1}{\sigma^2}$.

Let us average the likelihood with respect to this distribution :

$$\begin{aligned} L^1(\mathbf{y} | \boldsymbol{\theta}) &\propto \int_0^\infty L(\mathbf{y} | \sigma^2, \boldsymbol{\theta}) \pi(\sigma^2 | \boldsymbol{\theta}) d(\sigma^2) \\ \int_0^\infty L(\mathbf{y} | \sigma^2, \boldsymbol{\theta}) / \sigma^2 d(\sigma^2) &= \left(\frac{2\pi^{\frac{n}{2}}}{\Gamma(\frac{n}{2})} \right)^{-1} |\boldsymbol{\Sigma}_{\boldsymbol{\theta}}|^{-\frac{1}{2}} (\mathbf{y}^\top \boldsymbol{\Sigma}_{\boldsymbol{\theta}}^{-1} \mathbf{y})^{-\frac{n}{2}} \end{aligned} \quad (2)$$

Assuming correlation length $\boldsymbol{\theta}$ to be known, $\mathbf{y}^\top \boldsymbol{\Sigma}_{\boldsymbol{\theta}}^{-1} \mathbf{y} / n$ is the MLE of σ^2 . Plugging this estimator into the likelihood of the model (1), we get an expression that is proportional to integrated likelihood (2) : $L(\mathbf{y} | \sigma^2 = \frac{1}{n} \mathbf{y}^\top \boldsymbol{\Sigma}_{\boldsymbol{\theta}}^{-1} \mathbf{y}, \boldsymbol{\theta}) \propto L^1(\mathbf{y} | \boldsymbol{\theta})$. Thus, using the MLE for σ^2 is equivalent to integrating the likelihood of the model (1) over the prior distribution on σ^2 .

At this point, we run into a problem : because the reference prior $\pi(\sigma^2 | \boldsymbol{\theta})$ is improper, the integrated likelihood $L^1(\mathbf{y} | \boldsymbol{\theta})$ is improper as well. In order to interpret this fact, let us adopt an other parametrization for the model : denote $r := \|\mathbf{y}\|$ and $\mathbf{u} := \mathbf{y} / \|\mathbf{y}\|$. This change yields the following density with respect to the Lebesgue measure on $(0, +\infty) \times S^{n-1}$, which, for the sake of concision, we still denote L :

$$L(r, \mathbf{u} | \sigma^2, \boldsymbol{\theta}) = \left(\frac{1}{2\pi\sigma^2} \right)^{\frac{n}{2}} |\boldsymbol{\Sigma}_{\boldsymbol{\theta}}|^{-\frac{1}{2}} \exp \left\{ -\frac{r^2}{2\sigma^2} \mathbf{u}^\top \boldsymbol{\Sigma}_{\boldsymbol{\theta}}^{-1} \mathbf{u} \right\} r^{n-1}. \quad (3)$$

Now let us compute the marginal density with respect to \mathbf{u} :

$$L(\mathbf{u} | \sigma^2, \boldsymbol{\theta}) := \int_0^{+\infty} L(r, \mathbf{u} | \sigma^2, \boldsymbol{\theta}) dr = \left(\frac{2\pi^{\frac{n}{2}}}{\Gamma(\frac{n}{2})} \right)^{-1} |\boldsymbol{\Sigma}_{\boldsymbol{\theta}}|^{-\frac{1}{2}} (\mathbf{u}^\top \boldsymbol{\Sigma}_{\boldsymbol{\theta}}^{-1} \mathbf{u})^{-\frac{n}{2}}. \quad (4)$$

Notice that the marginal density $L(\mathbf{u} | \sigma^2, \boldsymbol{\theta})$ does not depend on σ^2 , so regardless of the (proper) prior $\tilde{\pi}(\sigma^2 | \boldsymbol{\theta})$ we may use, integrating out σ^2 yields the same marginal likelihood. As the expression obtained in (4) is the same as the one obtained in (2), the latter should be interpreted in light of the former : it only pertains to $\mathbf{y} / \|\mathbf{y}\| \in S^{n-1}$. With no knowledge of σ^2 , some part of the data \mathbf{y} , namely $\|\mathbf{y}\|$ is useless when it comes to inferring $\boldsymbol{\theta}$.

From this point onwards, whenever $L^1(\mathbf{y} \mid \boldsymbol{\theta})$ is written, it is always implicitly assumed that L^1 is the density of a measure that is absolutely continuous with respect to the Lebesgue measure on the unit sphere S^{n-1} . As it integrates to 1, it is a proper probability density.

We conclude this preliminary study with a fact that will be useful in the following. Define a matrix $\sqrt{\boldsymbol{\Sigma}_\theta}$ such that $\boldsymbol{\Sigma}_\theta = \sqrt{\boldsymbol{\Sigma}_\theta} \sqrt{\boldsymbol{\Sigma}_\theta}^\top$ (use for instance the Cholesky decomposition). Then $\sqrt{\boldsymbol{\Sigma}_\theta}^{-1}$ is such that $\boldsymbol{\Sigma}_\theta^{-1} = \left(\sqrt{\boldsymbol{\Sigma}_\theta}^{-1}\right)^\top \sqrt{\boldsymbol{\Sigma}_\theta}^{-1}$. Now define the mapping $f_\theta : \mathbb{R}^n \setminus \{0\}^n \rightarrow S^{n-1} ; \mathbf{y} \mapsto \sqrt{\boldsymbol{\Sigma}_\theta}^{-1} \mathbf{y} / \sqrt{\mathbf{y}^\top \boldsymbol{\Sigma}_\theta^{-1} \mathbf{y}}$. If we restrict f_θ to S^{n-1} , it becomes bijective and the pushforward measure of the probability distribution with density $L^1(\mathbf{y} \mid \boldsymbol{\theta})$ with respect to the Lebesgue measure on S^{n-1} is the uniform probability distribution on S^{n-1} . To see this, suppose \mathbf{G} is a Gaussian vector with null mean and covariance matrix $\boldsymbol{\Sigma}_\theta$. Then $\sqrt{\boldsymbol{\Sigma}_\theta}^{-1} \mathbf{G}$ is an independent Gaussian vector and $f_\theta(\mathbf{G}) = f_\theta(\mathbf{G}/\|\mathbf{G}\|)$ clearly follows the Uniform distribution on S^{n-1} .

2.1 One-dimensional $\boldsymbol{\theta}$

In this section, we assume that $\boldsymbol{\theta}$ is a scalar parameter. To emphasize this, we denote it θ .

Because the model with integrated likelihood $L^1(\mathbf{y} \mid \theta)$ is regular, the reference prior is once again the Jeffreys-rule prior, whose square is the Fisher information. It can be written :

$$\pi(\theta)^2 \propto \int_{S^{n-1}} (\partial_\theta [\log L^1(\mathbf{y} \mid \theta)])^2 L^1(\mathbf{y} \mid \theta) d\mathbf{y} - \left(\int_{S^{n-1}} [\partial_\theta \log L^1(\mathbf{y} \mid \theta)] L^1(\mathbf{y} \mid \theta) d\mathbf{y} \right)^2 \quad (5)$$

$$\partial_\theta [\log L^1(\mathbf{y} \mid \theta)] = C_\theta - \frac{n \mathbf{y}^\top \partial_\theta (\boldsymbol{\Sigma}_\theta^{-1}) \mathbf{y}}{2 \mathbf{y}^\top \boldsymbol{\Sigma}_\theta^{-1} \mathbf{y}}, \text{ where } C_\theta := -\log \left(2\pi^{\frac{n}{2}} / \Gamma \left(\frac{n}{2} \right) \right) - \partial_\theta |\boldsymbol{\Sigma}_\theta| / (2|\boldsymbol{\Sigma}_\theta|). \quad (6)$$

It is more convenient to express $\partial_\theta [\log L^1(\mathbf{y} \mid \theta)]$ in terms of $f_\theta(\mathbf{y})$ and $\mathbf{M}_\theta^\Sigma := (\sqrt{\boldsymbol{\Sigma}_\theta})^\top \partial_\theta (\boldsymbol{\Sigma}_\theta^{-1}) \sqrt{\boldsymbol{\Sigma}_\theta}$.

$$\partial_\theta [\log L^1(\mathbf{y} \mid \theta)] = -\frac{n}{2} f_\theta(\mathbf{y})^\top \mathbf{M}_\theta^\Sigma f_\theta(\mathbf{y}) + C_\theta. \quad (7)$$

The Fisher information can now be simply expressed : given a random variable \mathbf{U} following the uniform distribution on S^{n-1} , it is the variance of $-n\mathbf{U}^\top \mathbf{M}_\theta^\Sigma \mathbf{U} / 2$.

Proposition 1. *The reference prior on θ with respect to the model with likelihood $L^1(\mathbf{y} \mid \theta)$ is*

$$\pi(\theta) \propto \sqrt{\text{Tr} \left[\left(\frac{\partial}{\partial \theta} (\boldsymbol{\Sigma}_\theta) \boldsymbol{\Sigma}_\theta^{-1} \right)^2 \right] - \frac{1}{n} \text{Tr} \left[\frac{\partial}{\partial \theta} (\boldsymbol{\Sigma}_\theta) \boldsymbol{\Sigma}_\theta^{-1} \right]^2}. \quad (8)$$

The proof of Proposition 1 is given in Appendix B.

Let us note that the full prior distribution $\pi(\sigma^2, \theta) \propto \frac{1}{\sigma^2} \pi(\theta)$ is the same as the Jeffreys-rule prior distribution computed from the original likelihood function $L(\mathbf{y} \mid \sigma^2, \boldsymbol{\theta})$ (which is also the reference prior distribution given by Theorem 2 of Berger et al. [2001] when taken in the Simple Kriging framework).

2.2 Multi-dimensional $\boldsymbol{\theta}$

In the case where $\boldsymbol{\theta}$ has dimension $r > 1$, there is no natural way of setting up a hierarchy between correlation lengths. It is thus tempting to group them. This requires us to compute the Fisher information matrix $\mathcal{I}(\boldsymbol{\theta})$ related to the correlation lengths.

Proposition 1 yields the diagonal coefficients of this matrix. Non-diagonal coefficients may be derived using the polarization formula. For every integer i and j between 1 and r ,

$$[\mathcal{I}(\boldsymbol{\theta})]_{ij} \propto \text{Tr} \left[\left(\frac{\partial}{\partial \theta_i} (\boldsymbol{\Sigma}_{\boldsymbol{\theta}}) \boldsymbol{\Sigma}_{\boldsymbol{\theta}}^{-1} \right) \left(\frac{\partial}{\partial \theta_j} (\boldsymbol{\Sigma}_{\boldsymbol{\theta}}) \boldsymbol{\Sigma}_{\boldsymbol{\theta}}^{-1} \right) \right] - \frac{1}{n} \text{Tr} \left[\frac{\partial}{\partial \theta_i} (\boldsymbol{\Sigma}_{\boldsymbol{\theta}}) \boldsymbol{\Sigma}_{\boldsymbol{\theta}}^{-1} \right] \text{Tr} \left[\frac{\partial}{\partial \theta_j} (\boldsymbol{\Sigma}_{\boldsymbol{\theta}}) \boldsymbol{\Sigma}_{\boldsymbol{\theta}}^{-1} \right] \quad (9)$$

This reference prior, which can be written $\pi_R(\sigma^2, \boldsymbol{\theta}) \propto \frac{1}{\sigma^2} \sqrt{|\mathcal{I}(\boldsymbol{\theta})|}$, does not coincide with that of Paulo [2005], nor with any reference prior given by Ren et al. [2013]. It is a different extension of Berger et al. [2001]’s prior to the case of a multidimensional $\boldsymbol{\theta}$ (although it is also a restriction, because this prior distribution only fits the Simple Kriging framework whereas Berger et al. [2001]’s, Paulo [2005]’s and Ren et al. [2013]’s all fit the Universal Kriging framework).

However, this method has the disadvantage of requiring the use of a multidimensional Jeffreys-rule prior distribution, which may show the sort of undesirable behavior discussed at the beginning of this section.

Alternatively, we could draw inspiration from the one-dimensional case in the following way. Suppose that we know every entry of $\boldsymbol{\theta}$ except one, θ_i . Then, according to equation (8), the prior density on θ_i knowing all entries θ_j ($j \neq i$) would be

$$\pi_i(\theta_i \mid \theta_j \forall j \neq i) \propto \sqrt{\text{Tr} \left[\left(\frac{\partial}{\partial \theta_i} (\boldsymbol{\Sigma}_{\boldsymbol{\theta}}) \boldsymbol{\Sigma}_{\boldsymbol{\theta}}^{-1} \right)^2 \right] - \frac{1}{n} \text{Tr} \left[\frac{\partial}{\partial \theta_i} (\boldsymbol{\Sigma}_{\boldsymbol{\theta}}) \boldsymbol{\Sigma}_{\boldsymbol{\theta}}^{-1} \right]^2}. \quad (10)$$

A natural idea would be to regard all conditional densities $\pi_i(\theta_i \mid \theta_j \forall j \neq i)$ ($1 \leq i \leq r$) as implicitly defining a joint prior density on all entries θ_i ($1 \leq i \leq r$). This would have several advantages. First, it would allow us to treat all θ_i s separately instead of using a multidimensional Jeffreys-rule prior. Second, it would sidestep the need to specify an ordering on θ_i s, which would be arbitrary in the absence of additional prior knowledge. Third, it would enable Gibbs sampling (or rather Metropolis within Gibbs sampling), which is less computationally intensive than multidimensional Metropolis sampling.

The trouble is that no such joint distribution exists, because its existence would require that, $\forall i \neq k$, there exist two functions $f_i(\theta_j \forall j \neq k)$ and $f_k(\theta_j \forall j \neq i)$ such that

$$\frac{\pi_i(\theta_i \mid \theta_j \forall j \neq i)}{\pi_k(\theta_k \mid \theta_j \forall j \neq k)} = f_i(\theta_j \forall j \neq k) f_k(\theta_j \forall j \neq i).$$

The conditional prior distributions are thus incompatible and a more subtle approach is required. For every integer $i \in \llbracket 1, r \rrbracket$, we may define a “conditional posterior distribution” $\pi_i(\theta_i \mid \mathbf{y}, \theta_j \forall j \neq i) \propto L(\mathbf{y} \mid \boldsymbol{\theta}) \pi_i(\theta_i \mid \theta_j \forall j \neq i)$. Naturally, these “conditional posterior distributions” are not compatible either, but we may define a joint “posterior” distribution $\pi(\boldsymbol{\theta} \mid \mathbf{y})$ that would, in some sense, act as the “best compromise” between them.

In Section 3, we give a formal definition of an optimal compromise between incompatible conditionals. In Section 4, we show that that when Matérn anisotropic correlation kernels are used, under certain conditions, there exists a unique optimal compromise between our conditional posterior distributions $\pi_i(\theta_i \mid \mathbf{y}, \theta_j \forall j \neq i)$ ($i \in \llbracket 1, r \rrbracket$).

3 Optimal compromise between incompatible conditionals

3.1 Definitions and notations

Consider a set of parameters $\boldsymbol{\mu} = (\mu_i)_{i \in \llbracket 1, r \rrbracket}$. In the following, we use $\boldsymbol{\mu}_{-i}$ as a shorthand for the set of parameters $(\mu_j)_{j \neq i}$.

Definition 2. If $\pi(\boldsymbol{\mu}) = \pi(\mu_1, \dots, \mu_r)$ is a joint probability distribution, then $\forall i \in \llbracket 1, r \rrbracket$, $\pi^i(\boldsymbol{\mu}_{-i}) := \int \pi(\boldsymbol{\mu}) d\mu_i$ is a hypermarginal distribution.

Let $(\pi_i)_{i \in \llbracket 1, r \rrbracket}$ be a sequence of conditional probability distributions fitting the sequence of parameters $(\mu_i)_{i \in \llbracket 1, r \rrbracket} : \forall i \in \llbracket 1, r \rrbracket$, π_i is a distribution on μ_i conditional to all parameters μ_j with $j \in \llbracket 1, r \rrbracket \setminus \{i\}$ and is thus written $\pi_i(\mu_i | \boldsymbol{\mu}_{-i})$.

Let $(m^i)_{i \in \llbracket 1, r \rrbracket}$ be a sequence of hypermarginal distributions : $\forall i \in \llbracket 1, r \rrbracket$, m^i is a distribution on all parameters μ_j ($j \in \llbracket 1, r \rrbracket \setminus \{i\}$) and is thus written $m^i(\boldsymbol{\mu}_{-i})$.

$\forall i \in \llbracket 1, r \rrbracket$, we denote $\pi_i m^i$ the joint distribution defined by $\pi_i m^i(\boldsymbol{\mu}) = \pi_i(\mu_i | \boldsymbol{\mu}_{-i}) m^i(\boldsymbol{\mu}_{-i})$.

Definition 3. A sequence of hypermarginals $(m^i)_{i \in \llbracket 1, r \rrbracket}$ is compatible with a sequence of conditionals $(\pi_i)_{i \in \llbracket 1, r \rrbracket}$ if

$$\forall i \in \llbracket 1, r \rrbracket, \quad m^i(\boldsymbol{\mu}_{-i}) = \frac{1}{r} \sum_{j=1}^r \int \pi_j m^j(\boldsymbol{\mu}) d\mu_i. \quad (11)$$

With the usual abuse of notations, we may write this

$$\forall i \in \llbracket 1, r \rrbracket, \quad m^i(\boldsymbol{\mu}_{-i}) = \frac{1}{r} \sum_{j=1}^r \pi_j m^j(\boldsymbol{\mu}_{-i}). \quad (12)$$

In words, this definition means that a sequence of hypermarginals $(m^i)_{i \in \llbracket 1, r \rrbracket}$ is considered compatible with a sequence of conditionals $(\pi_i)_{i \in \llbracket 1, r \rrbracket}$ if any hypermarginal $m^i(\boldsymbol{\mu}_{-i})$ is the mixture, with equal probabilities, of the hypermarginals with respect to $\boldsymbol{\mu}_{-i}$ of all joint distributions $\pi_j m^j$ ($j \in \llbracket 1, r \rrbracket \setminus \{i\}$).

For any joint distribution $P(\boldsymbol{\mu})$ and for any integer $i \in \llbracket 1, r \rrbracket$ we define by P^i the i -th hypermarginal of P : $P^i(\boldsymbol{\mu}_{-i}) = \int P(\boldsymbol{\mu}) d\mu_i$.

Definition 4. Let $(\pi_i)_{i \in \llbracket 1, r \rrbracket}$ be a sequence of conditionals. A joint distribution P is a compromise between the conditionals $(\pi_i)_{i \in \llbracket 1, r \rrbracket}$ if the sequence of hypermarginals $(P^i)_{i \in \llbracket 1, r \rrbracket}$ is compatible with $(\pi_i)_{i \in \llbracket 1, r \rrbracket}$.

Naturally, if the conditionals $(\pi_i)_{i \in \llbracket 1, r \rrbracket}$ are compatible, then a joint distribution π that agrees with them all is a compromise.

Definition 5. A joint distribution P is an optimal compromise between a sequence of conditionals $(\pi_i)_{i \in \llbracket 1, r \rrbracket}$ if it minimizes the functional E over all compromises between $(\pi_i)_{i \in \llbracket 1, r \rrbracket}$, where E is defined by :

$$E(P) = \sum_{i=1}^r \int [\pi_i(\mu_i | \boldsymbol{\mu}_{-i}) P^i(\boldsymbol{\mu}_{-i}) - P(\boldsymbol{\mu})]^2 d\boldsymbol{\mu}, \quad (13)$$

Notice that the set of all compromises between $(\pi_i)_{i \in \llbracket 1, r \rrbracket}$ is convex and that the functional E is convex. If the conditionals $(\pi_i)_{i \in \llbracket 1, r \rrbracket}$ are compatible and there exists a unique joint distribution π that agrees with them all, then $E(\pi) = 0$ and π is the unique optimal compromise.

3.2 Deriving the optimal compromise

In this section, we identify the optimal compromise between incompatible conditionals.

Definition 6. A Gibbs compromise between a sequence of conditionals $(\pi_i)_{i \in \llbracket 1, r \rrbracket}$ is a joint probability distribution π_G which satisfies :

$$\pi_G(\boldsymbol{\mu}) = \frac{1}{r} \sum_{i=1}^r \pi_i(\mu_i | \boldsymbol{\mu}_{-i}) \pi_G^i(\boldsymbol{\mu}_{-i}). \quad (14)$$

Obviously, a Gibbs compromise is a compromise in the sense of Definition 4.

Proposition 7. Any sequence of hypermarginals that is compatible with a sequence of conditionals $(\pi_i)_{i \in \llbracket 1, r \rrbracket}$ is the sequence of hypermarginals of a Gibbs compromise between the conditionals $(\pi_i)_{i \in \llbracket 1, r \rrbracket}$.

Proof. Let $(P^i)_{i \in \llbracket 1, r \rrbracket}$ be a sequence of hypermarginals that is compatible with $(\pi_i)_{i \in \llbracket 1, r \rrbracket}$. Define the joint distribution π_P as follows :

$$\pi_P(\boldsymbol{\mu}) = \frac{1}{r} \sum_{i=1}^r \pi_i(\mu_i | \boldsymbol{\mu}_{-i}) P^i(\boldsymbol{\mu}_{-i}). \quad (15)$$

Writing π_P^i the i -th hypermarginal of π_P , we have

$$\pi_P^i(\boldsymbol{\mu}_{-i}) = \int \pi_P(\boldsymbol{\mu}) d\mu_i = \frac{1}{r} \sum_{j=1}^r \int \pi_j(\mu_j | \boldsymbol{\mu}_{-j}) P^j(\boldsymbol{\mu}_{-j}) d\mu_i = P^i(\boldsymbol{\mu}_{-i}), \quad (16)$$

where the last equality is due to $(P^i)_{i \in \llbracket 1, r \rrbracket}$ being compatible with $(\pi_i)_{i \in \llbracket 1, r \rrbracket}$. Plugging this into equation (15), we obtain that π_P is a Gibbs compromise. Equation(16) then yields the result. \square

The main result follows trivially from Proposition 7 :

Theorem 8. If there exists one and only one Gibbs compromise between a given sequence of conditionals $(\pi_i)_{i \in \llbracket 1, r \rrbracket}$, then it is the unique optimal compromise.

Proof. If there exists only one sequence of hypermarginals compatible with the conditionals $(\pi_i)_{i \in \llbracket 1, r \rrbracket}$, then all compromises have this sequence of hypermarginals. Therefore, the Gibbs compromise minimizes among all compromises the integrand of Equation 13 for any value of $\boldsymbol{\mu}$. *A fortiori*, it minimizes E among them. \square

The next result shows that, under the conditions of Theorem 8, the optimal compromise is parametrization-invariant for a fairly large class of reparametrizations.

Proposition 9. Assume that the parameters μ_i ($i \in \llbracket 1, r \rrbracket$) belong to open subsets of \mathbb{R} .

Consider reparametrizations of $\boldsymbol{\mu} = (\mu_i)_{i \in \llbracket 1, r \rrbracket}$ in the form $\tilde{\boldsymbol{\mu}} = (\tilde{\mu}_i)_{i \in \llbracket 1, r \rrbracket} = (\phi_i(\mu_i))_{i \in \llbracket 1, r \rrbracket}$, where the ϕ_i 's are C^1 diffeomorphisms. If all conditionals in a sequence $(\pi_i)_{i \in \llbracket 1, r \rrbracket}$ are invariant for such reparametrizations, and if there exists a unique Gibbs compromise between them, then it is also invariant for such reparametrizations.

Proof. Without loss of generality, we may only consider a reparametrization such that $\forall i \in \llbracket 2, r \rrbracket$, ϕ_i is the identity function : $\forall i \in \llbracket 2, r \rrbracket$, $\tilde{\mu}_i = \mu_i$. Indeed, any general reparametrization of the type given in this Proposition may be seen as the composition of reparametrizations of one parameter only.

Let $(\tilde{\pi}_i)_{i \in \llbracket 1, r \rrbracket}$ be the conditional distributions after reparametrization : $\forall i \in \llbracket 1, r \rrbracket$,

$$\pi_i(\mu_i | \boldsymbol{\mu}_{-i}) = \pi_i(\mu_i | \mu_j \forall j \neq i) = \tilde{\pi}_i(\phi_i(\mu_i) | \phi_j(\mu_j) \forall j \neq i) \phi'_i(\mu_i)$$

Assume there exists a sequence of hypermarginals $(\tilde{m}^i)_{i \in \llbracket 1, r \rrbracket}$ that is compatible with $(\tilde{\pi}_i)_{i \in \llbracket 1, r \rrbracket}$. For all $i \in \llbracket 1, r \rrbracket$, we may define m^i as the image of \tilde{m}^i by $(\phi_j^{-1})_{j \neq i}$, that is

$$m^i(\boldsymbol{\mu}_{-i}) = m^i(\mu_j \forall j \neq i) := \tilde{m}^i(\phi_i(\mu_i) \forall j \neq i) \prod_{j \neq i} \phi'_j(\mu_j)$$

We now prove that the sequence of hypermarginals $(m^i)_{i \in \llbracket 1, r \rrbracket}$ is compatible with the conditionals $(\pi_i)_{i \in \llbracket 1, r \rrbracket}$. Clearly, $m^1 = \tilde{m}^1$, so there is nothing to show about m^1 . For all $i \in \llbracket 2, r \rrbracket$,

$$\begin{aligned} m^i(\mu_j \forall j \neq i) &= \tilde{m}^i(\phi_1(\mu_1), \mu_j \forall j \in \llbracket 2, r \rrbracket \setminus \{i\}) \phi'_1(\mu_1) \\ &= \frac{1}{r} \int \tilde{\pi}_1(\phi_1(\mu_1) | \mu_j \forall j \in \llbracket 2, r \rrbracket) \phi'_1(\mu_1) \tilde{m}^1(\mu_j \forall j \in \llbracket 2, r \rrbracket) d\mu_i \\ &\quad + \frac{1}{r} \sum_{k=2}^r \int \tilde{\pi}_k(\mu_k | \phi_1(\mu_1), \mu_j \forall j \in \llbracket 2, r \rrbracket \setminus \{k\}) \tilde{m}^k(\phi_1(\mu_1), \mu_j \forall j \in \llbracket 2, r \rrbracket \setminus \{k\}) \phi'_1(\mu_1) d\mu_i \\ &= \frac{1}{r} \int \pi_1(\mu_1 | \mu_j \forall j \in \llbracket 2, r \rrbracket) m^1(\mu_j \forall j \in \llbracket 2, r \rrbracket) d\mu_i \\ &\quad + \frac{1}{r} \sum_{k=2}^r \int \pi_k(\mu_k | \mu_1, \mu_j \forall j \in \llbracket 2, r \rrbracket \setminus \{k\}) m^k(\mu_1, \mu_j \forall j \in \llbracket 2, r \rrbracket \setminus \{k\}) d\mu_i \\ &= \frac{1}{r} \sum_{k=1}^r \int \pi_k(\mu_k | \mu_j \forall j \in \llbracket 1, r \rrbracket \setminus \{k\}) m^k(\mu_j \forall j \in \llbracket 1, r \rrbracket \setminus \{k\}) d\mu_i. \end{aligned} \tag{17}$$

As the sequence of hypermarginals $(m^i)_{i \in \llbracket 1, r \rrbracket}$ is compatible with the conditionals $(\pi_i)_{i \in \llbracket 1, r \rrbracket}$, Proposition 7 gives us the existence of a Gibbs compromise P (resp. \tilde{P}) between the $(\pi_i)_{i \in \llbracket 1, r \rrbracket}$ whose hypermarginals are the $(m^i)_{i \in \llbracket 1, r \rrbracket}$ (resp. $(\tilde{m}^i)_{i \in \llbracket 1, r \rrbracket}$). Moreover, \tilde{P} is clearly the image by $(\phi_i)_{i \in \llbracket 1, r \rrbracket}$ of π . Therefore, if either P or \tilde{P} is the unique Gibbs compromise between the $(\pi_i)_{i \in \llbracket 1, r \rrbracket}$ or the $(\tilde{\pi}_i)_{i \in \llbracket 1, r \rrbracket}$ respectively, then so is the other. □

Appendix C provides further discussion of the notion of compatibility of hypermarginals, which is central to the definition of a compromise between incompatible conditionals.

4 Gibbs reference posterior with Matérn anisotropic kernels

In this section, we establish that, whenever Matérn anisotropic geometric or tensorized kernels with known smoothness parameter ν are used, under certain conditions to be detailed later, there exists a unique Gibbs

compromise between the reference posterior conditionals, which thanks to Theorem 8 is the optimal compromise. Henceforth, it will be called “Gibbs reference posterior distribution”, even though this “posterior” has not been derived from a prior distribution using the Bayes rule.

All proofs for this section may be found in Appendix D.

4.1 Definitions

In this work, we use the following convention for the Fourier transform : the Fourier transform \hat{g} of a smooth function $g : \mathbb{R}^r \rightarrow \mathbb{R}$ verifies $g(\mathbf{x}) = \int_{\mathbb{R}^r} \hat{g}(\boldsymbol{\omega}) e^{i\langle \boldsymbol{\omega} | \mathbf{x} \rangle} d\boldsymbol{\omega}$ and $\hat{g}(\boldsymbol{\omega}) = (2\pi)^{-r} \int_{\mathbb{R}^r} g(\mathbf{x}) e^{-i\langle \boldsymbol{\omega} | \mathbf{x} \rangle} d\mathbf{x}$.

Let us set up a few notations.

(a) B_ν is the modified Bessel function of second kind with parameter ν ;

(b) $K_{r,\nu}$ is the r -dimensional Matérn isotropic covariance kernel with variance 1, correlation length 1 and smoothness $\nu \in (0, +\infty)$ and $\hat{K}_{r,\nu}$ is its Fourier transform :

(i) $\forall \mathbf{x} \in \mathbb{R}^r$,

$$K_{r,\nu}(\mathbf{x}) = \frac{1}{\Gamma(\nu)2^{\nu-1}} (2\sqrt{\nu}\|\mathbf{x}\|)^\nu B_\nu(2\sqrt{\nu}\|\mathbf{x}\|) ; \quad (18)$$

(ii) $\forall \boldsymbol{\omega} \in \mathbb{R}^r$,

$$\hat{K}_{r,\nu}(\boldsymbol{\omega}) = \frac{M_r(\nu)}{(\|\boldsymbol{\omega}\|^2 + 4\nu)^{\nu+\frac{r}{2}}} \text{ with } M_r(\nu) = \frac{\Gamma(\nu + \frac{r}{2})(2\sqrt{\nu})^{2\nu}}{\pi^{\frac{r}{2}}\Gamma(\nu)}. \quad (19)$$

(c) $K_{r,\nu}^{tens}$ is the r -dimensional Matérn tensorized covariance kernel with variance 1, correlation length 1 and smoothness $\nu \in \mathbb{R}_+$ and $\hat{K}_{r,\nu}^{tens}$ is its Fourier transform :

(i) $\forall \mathbf{x} \in \mathbb{R}^r$,

$$K_{r,\nu}^{tens}(\mathbf{x}) = \prod_{j=1}^r K_{1,\nu}(\mathbf{x}_j) ; \quad (20)$$

(ii) $\forall \boldsymbol{\omega} \in \mathbb{R}^r$,

$$\hat{K}_{r,\nu}^{tens}(\boldsymbol{\omega}) = \prod_{j=1}^r \widehat{K}_{1,\nu}(\boldsymbol{\omega}_j). \quad (21)$$

(d) let us adopt the following convention : if $\mathbf{t} \in \mathbb{R}^r$, $\frac{\mathbf{t}}{\boldsymbol{\theta}} = \left(\frac{t_1}{\theta_1}, \dots, \frac{t_r}{\theta_r}\right)$ and $\mathbf{t}\boldsymbol{\mu} = (t_1\mu_1, \dots, t_r\mu_r)$.

We define the Matérn geometric anisotropic covariance kernel with variance parameter σ^2 , correlation lengths $\boldsymbol{\theta}$ (resp. inverse correlation lengths $\boldsymbol{\mu}$) and smoothness ν as the function $\mathbf{x} \mapsto \sigma^2 K_{r,\nu}(\frac{\mathbf{x}}{\boldsymbol{\theta}})$ (resp. $\mathbf{x} \mapsto \sigma^2 K_{r,\nu}(\mathbf{x}\boldsymbol{\mu})$).

Similarly, we define the Matérn tensorized covariance kernel with variance parameter σ^2 , correlation lengths $\boldsymbol{\theta}$ (resp. inverse correlation lengths $\boldsymbol{\mu}$) and smoothness ν as the function $\mathbf{x} \mapsto \sigma^2 K_{r,\nu}^{tens}(\frac{\mathbf{x}}{\boldsymbol{\theta}})$ (resp. $\mathbf{x} \mapsto \sigma^2 K_{r,\nu}^{tens}(\mathbf{x}\boldsymbol{\mu})$).

Thanks to Proposition 9, we may choose any parametrization we wish for the Matérn correlation kernels. We have found that the parametrization involving inverse correlation lengths makes proofs easier.

Several key passages in the following proofs involve a technical assumption on the design set :

Definition 10. A design set is said to have coordinate-distinct points, or simply to be coordinate-distinct, if for any distinct points in the set \mathbf{x} and \mathbf{x}' , every component of vector $\mathbf{x} - \mathbf{x}'$ differs from 0.

Randomly sampled design sets almost surely have coordinate-distinct points – for instance Latin Hypercube Sampling. Cartesian product design sets, however, do not.

4.2 Main result

The following result is valid for Simple Kriging models with the following characteristics:

- (a) the design set contains n coordinate-distinct points in \mathbb{R}^r (n and r are positive integers);
- (b) the covariance function is Matérn anisotropic geometric or tensorized with variance parameter $\sigma^2 > 0$, smoothness parameter ν and vector of correlation lengths (resp. inverse correlation lengths) $\boldsymbol{\theta} \in (0, +\infty)^r$ (resp. $\boldsymbol{\mu} \in (0, +\infty)^r$) ;
- (c) one of the following conditions is verified :
 - (i) $\nu \in (0, 1)$ and $n > 1$ and the Matérn kernel is tensorized ;
 - (ii) $\nu \in (1, 2)$ and $n > r + 2$;
 - (iii) $\nu \in (2, 3)$ and $n > r(r + 1)/2 + 2r + 3$.

Theorem 11. In a Simple Kriging model with the characteristics described above, there exists a hyperplane H of \mathbb{R}^n such that, for any $\mathbf{y} \in \mathbb{R}^n \setminus H$, there exists a unique Gibbs compromise $\pi_G(\boldsymbol{\theta}|\mathbf{y})$ (resp. $\pi_G(\boldsymbol{\mu}|\mathbf{y})$) between the reference posterior conditionals $\pi_i(\theta_i|\mathbf{y}, \boldsymbol{\theta}_{-i})$ (resp. $\pi_i(\mu_i|\mathbf{y}, \boldsymbol{\mu}_{-i})$). It is the unique stationary distribution of the Markovian kernel $P_{\mathbf{y}} : (0, +\infty)^r \times \mathcal{B}((0, +\infty)^r) \rightarrow [0, 1]$ defined by:

$$P_{\mathbf{y}}(\boldsymbol{\theta}^{(0)}, d\boldsymbol{\theta}) = \frac{1}{r} \sum_{i=1}^r \pi_i(\theta_i|\mathbf{y}, \boldsymbol{\theta}_{-i}^{(0)}) d\theta_i \delta_{\boldsymbol{\theta}_{-i}^{(0)}}(d\boldsymbol{\theta}_{-i})$$

$$(resp. P_{\mathbf{y}}(\boldsymbol{\mu}^{(0)}, d\boldsymbol{\mu}) = \frac{1}{r} \sum_{i=1}^r \pi_i(\mu_i|\mathbf{y}, \boldsymbol{\mu}_{-i}^{(0)}) d\mu_i \delta_{\boldsymbol{\mu}_{-i}^{(0)}}(d\boldsymbol{\mu}_{-i}).)$$

The Markov kernel $P_{\mathbf{y}}$ is uniformly ergodic: $\lim_{n \rightarrow \infty} \sup_{\boldsymbol{\theta}^{(0)} \in (0, +\infty)^r} \|P_{\mathbf{y}}^n(\boldsymbol{\theta}^{(0)}, \cdot) - \pi_G(\cdot|\mathbf{y})\|_{TV} = 0$ (resp. $\lim_{n \rightarrow \infty} \sup_{\boldsymbol{\mu}^{(0)} \in (0, +\infty)^r} \|P_{\mathbf{y}}^n(\boldsymbol{\mu}^{(0)}, \cdot) - \pi_G(\cdot|\mathbf{y})\|_{TV} = 0$), where $\|\cdot\|_{TV}$ is the total variation norm.

Remark. The reference posterior conditionals are invariant by reparametrization, so the Markovian kernel $P_{\mathbf{y}}$ does not depend on whether the chosen parametrization uses correlation lengths $\boldsymbol{\theta}$ or inverse correlation lengths $\boldsymbol{\mu}$ and, as per Proposition 9, the Gibbs compromise does not either. The parametrization using inverse correlation lengths $\boldsymbol{\mu}$ is more convenient for proving this theorem, however, so we use it exclusively in the rest of this section.

Notice that in such a Kriging model, the vector of observations \mathbf{y} almost surely belongs to $\mathbb{R}^n \setminus H$, so this assumption is of no practical consequence. Theorem 11 therefore asserts that the Gibbs compromise between the incompatible conditionals $\pi_i(\mu_i|\mathbf{y}, \boldsymbol{\mu}_{-i})$ exists, is unique, and can be sampled using an MCMC algorithm. Slightly abusing denominations, we call this ‘‘Gibbs sampling’’.

The following Proposition, which is proved in Appendix D, implies Theorem 11 :

Proposition 12. *In a Simple Kriging model with the characteristics described above, there exists a hyperplane H of \mathbb{R}^n such that, for any $\mathbf{y} \in \mathbb{R}^n \setminus H$ and any $i \in \llbracket 1, r \rrbracket$, there exists a measurable function $m_{i,\mathbf{y}} : (0, +\infty) \rightarrow (0, +\infty)$ such that, for all $\boldsymbol{\mu}_{-i} \in (0, +\infty)^{r-1}$, the conditional reference posterior density verifies :*

$$\pi_i(\mu_i | \mathbf{y}, \boldsymbol{\mu}_{-i}) \geq m_{i,\mathbf{y}}(\mu_i) > 0. \quad (22)$$

Indeed, this implies that $\forall \boldsymbol{\mu}^{(0)} \in (0, +\infty)^r$,

$$P_{\mathbf{y}}(\boldsymbol{\mu}^{(0)}, d\boldsymbol{\mu}) \geq \frac{1}{r} \sum_{i=1}^r m_{i,\mathbf{y}}(\mu_i) d\mu_i \delta_{\boldsymbol{\mu}_{-i}^{(0)}}(d\boldsymbol{\mu}_{-i}),$$

and thus $\forall \boldsymbol{\mu}^{(0)} \in (0, +\infty)^r$, $\forall n \geq r$,

$$P_{\mathbf{y}}^n(\boldsymbol{\mu}^{(0)}, d\boldsymbol{\mu}) \geq \frac{1}{r^n} \prod_{i=1}^r m_{i,\mathbf{y}}(\mu_i) d\mu_i.$$

Denoting $f_{\mathbf{y}}(\boldsymbol{\mu}) := r^{-r} \prod_{i=1}^r m_{i,\mathbf{y}}(\mu_i)$, $f_{\mathbf{y}}$ is a measurable positive function. Therefore $f_{\mathbf{y}}$ is the density w.r.t. the Lebesgue measure of a positive measure with mass $\epsilon_{\mathbf{y}} \in (0, 1]$. So $\epsilon_{\mathbf{y}}^{-1} f_{\mathbf{y}}$ is a probability density w.r.t. the Lebesgue measure and the Markov kernel $P_{\mathbf{y}}$ thus satisfies the uniform $(n, \epsilon_{\mathbf{y}})$ Doeblin condition :

$$\forall \boldsymbol{\mu}^{(0)} \in (0, +\infty)^r \quad P_{\mathbf{y}}^n(\boldsymbol{\mu}^{(0)}, d\boldsymbol{\mu}) \geq \epsilon_{\mathbf{y}} \left(\frac{1}{\epsilon_{\mathbf{y}}} f_{\mathbf{y}}(\boldsymbol{\mu}) \right) d\boldsymbol{\mu} \quad (23)$$

This implies that $P_{\mathbf{y}}$ is uniformly ergodic : it has a unique invariant probability distribution $\pi_G(\cdot | \mathbf{y})$ and $\lim_{n \rightarrow \infty} \sup_{\boldsymbol{\mu}^{(0)} \in (0, +\infty)^r} \|P_{\mathbf{y}}^n(\boldsymbol{\mu}^{(0)}, \cdot) - \pi_G(\cdot | \mathbf{y})\|_{TV} = 0$, where $\|\cdot\|_{TV}$ is the total variation norm. By definition, $\pi_G(\cdot | \mathbf{y})$ is the Gibbs compromise between the incompatible posterior conditionals $\pi_i(\mu_i | \mathbf{y}, \boldsymbol{\mu}_{-i})$.

5 Using the posterior distribution

5.1 Sampling of the posterior distribution

Thanks to the results of the previous section, we are able to access the posterior distribution on $\boldsymbol{\theta}$ through Gibbs sampling, just like we would if the conditionals were compatible.

As $\pi(\theta_i | \mathbf{y}, \theta_j \forall j \neq i)$ is nonstandard and only known up to a multiplicative constant, we use the Metropolis algorithm. Specifically, we use in the examples covered in sections 6 and 7 (except the higher-dimensional case studied in subsection 7.3) a normal instrumental density with standard deviation 0.2 and a 20-step burn-in period : in these cases, $\boldsymbol{\theta}$ is the vector of correlation lengths of the Matérn family of covariance functions and the spatial domain D is the unit cube $[0, 1]^3$. This leads to an acceptance rate of 0.65 and yields samples whose kernel-reconstructed conditional densities match $\pi(\theta_i | \mathbf{y}, \theta_j \forall j \neq i)$.

Figure 1 shows the marginal Gibbs reference posterior distribution in a 3-dimensional case where the true correlation lengths vector is 0.4-0.8-0.2 and the true variance parameter 1. The design set contains $n = 30$ observation points. The plotted densities were estimated from a sample of size 1000.

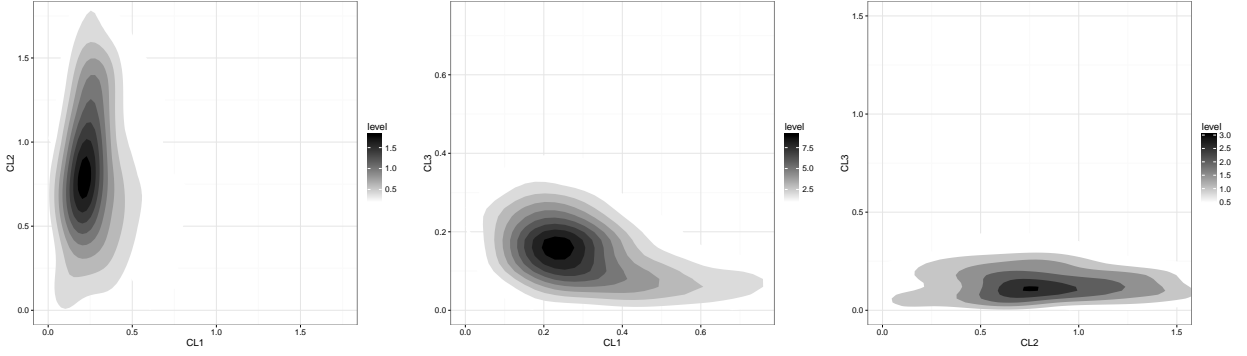


Figure 1: Marginal posterior densities of the joint first and second (left), first and third (middle), and second and third (right) correlation lengths. The true correlation lengths are $0.4 - 0.8 - 0.2$. The design set contains 30 observations points that were uniformly sampled inside the unit cube.

5.2 From the posterior distribution to the predictive distribution

The ultimate goal of emulators is to supply a probability distribution on the value \mathbf{y}_0 of the quantity of interest at any unobserved set of points \mathbf{x}_0 .

The first step is to derive the joint posterior probability distribution on σ^2 and $\boldsymbol{\theta}$

$$\pi(\sigma^2, \boldsymbol{\theta} | \mathbf{y}) = \pi(\sigma^2 | \mathbf{y}, \boldsymbol{\theta}) \pi(\boldsymbol{\theta} | \mathbf{y}). \quad (24)$$

This in turns requires us to compute $\pi(\sigma^2 | \mathbf{y}, \boldsymbol{\theta})$. Using Bayes' rule, this should be

$$\pi(\sigma^2 | \mathbf{y}, \boldsymbol{\theta}) = \frac{L(\mathbf{y} | \sigma^2, \boldsymbol{\theta}) \pi(\sigma^2 | \boldsymbol{\theta})}{L^1(\mathbf{y} | \boldsymbol{\theta})} = \frac{L(\mathbf{y} | \sigma^2, \boldsymbol{\theta}) / \sigma^2}{L^1(\mathbf{y} | \boldsymbol{\theta})}. \quad (25)$$

(Note that in the previous equation, $\pi(\sigma^2 | \boldsymbol{\theta})$ and $L^1(\mathbf{y} | \boldsymbol{\theta})$ are only defined up to a multiplicative constant, but as it is the same for both, the ratio does not depend on it.)

A simple calculation shows $\pi(\sigma^2 | \mathbf{y}, \boldsymbol{\theta})$ is the density of the inverse-Gamma probability distribution with shape parameter $n/2$ and rate parameter $\frac{1}{2} \mathbf{y}^\top \boldsymbol{\Sigma}_\theta^{-1} \mathbf{y}$. From this preliminary calculation, we can derive the predictive distribution of unknown values \mathbf{y}_0 at unobserved points \mathbf{x}_0 knowing observed values \mathbf{y} :

$$\begin{aligned} P(\mathbf{y}_0 | \mathbf{y}) &= \int \int L(\mathbf{y}_0 | \mathbf{y}, \sigma^2, \boldsymbol{\theta}) \pi(\sigma^2 | \mathbf{y}, \boldsymbol{\theta}) \pi(\boldsymbol{\theta} | \mathbf{y}) d\sigma^2 d\boldsymbol{\theta} \\ &= \int \int L(\mathbf{y}_0 | \mathbf{y}, \sigma^2, \boldsymbol{\theta}) \frac{L(\mathbf{y} | \sigma^2, \boldsymbol{\theta}) \pi(\sigma^2 | \boldsymbol{\theta})}{L^1(\mathbf{y} | \boldsymbol{\theta})} \pi(\boldsymbol{\theta} | \mathbf{y}) d\sigma^2 d\boldsymbol{\theta} \\ &= \int \left(\int L(\mathbf{y}_0, \mathbf{y} | \sigma^2, \boldsymbol{\theta}) \pi(\sigma^2) d\sigma^2 \right) L^1(\mathbf{y} | \boldsymbol{\theta})^{-1} \pi(\boldsymbol{\theta} | \mathbf{y}) d\boldsymbol{\theta}. \end{aligned} \quad (26)$$

The value up to $\pi(\sigma^2)$'s multiplicative constant of integral $\int L(\mathbf{y}_0, \mathbf{y} | \sigma^2, \boldsymbol{\theta}) \pi(\sigma^2) d\sigma^2$ is given by adapting equation (2). Denoting n_0 the length of \mathbf{y}_0 , $\boldsymbol{\Sigma}_{\theta,0,0}$ the associated correlation matrix, $\boldsymbol{\Sigma}_{\theta,0,\cdot}$ the correlation matrix between \mathbf{y}_0 and \mathbf{y} , and $\boldsymbol{\Sigma}_{\theta,\cdot,0}$ its transpose the correlation matrix between \mathbf{y} and \mathbf{y}_0 ,

$$L^{1,0}(\mathbf{y}_0, \mathbf{y} \mid \boldsymbol{\theta}) := \int L(\mathbf{y}_0, \mathbf{y} \mid \sigma^2, \boldsymbol{\theta}) \pi(\sigma^2) d\sigma^2$$

$$\propto \frac{\Gamma\left(\frac{n+n_0}{2}\right)}{\pi^{\frac{n+n_0}{2}}} \left| \begin{pmatrix} \boldsymbol{\Sigma}_{\boldsymbol{\theta},0,0} & \boldsymbol{\Sigma}_{\boldsymbol{\theta},0,\cdot} \\ \boldsymbol{\Sigma}_{\boldsymbol{\theta},\cdot,0} & \boldsymbol{\Sigma}_{\boldsymbol{\theta}} \end{pmatrix} \right|^{-\frac{1}{2}} \left(\begin{pmatrix} \mathbf{y}_0 \\ \mathbf{y} \end{pmatrix}^\top \begin{pmatrix} \boldsymbol{\Sigma}_{\boldsymbol{\theta},0,0} & \boldsymbol{\Sigma}_{\boldsymbol{\theta},0,\cdot} \\ \boldsymbol{\Sigma}_{\boldsymbol{\theta},\cdot,0} & \boldsymbol{\Sigma}_{\boldsymbol{\theta}} \end{pmatrix}^{-1} \begin{pmatrix} \mathbf{y}_0 \\ \mathbf{y} \end{pmatrix} \right)^{-\frac{n+n_0}{2}}.$$

Finally,

$$P(\mathbf{y}_0 \mid \mathbf{y}) = \int \frac{L^{1,0}(\mathbf{y}_0, \mathbf{y} \mid \boldsymbol{\theta})}{L^1(\mathbf{y} \mid \boldsymbol{\theta})} \pi(\boldsymbol{\theta} \mid \mathbf{y}) d\boldsymbol{\theta}. \quad (27)$$

We can recognize $\frac{L^{1,0}(\mathbf{y}_0, \mathbf{y} \mid \boldsymbol{\theta})}{L^1(\mathbf{y} \mid \boldsymbol{\theta})}$ as the density of a multivariate Student t-distribution [Santner et al., 2003].

Proposition 13. $\frac{L^{1,0}(\mathbf{y}_0, \mathbf{y} \mid \boldsymbol{\theta})}{L^1(\mathbf{y} \mid \boldsymbol{\theta})}$, seen as a function of \mathbf{y}_0 , is the pdf of the multivariate Student t-distribution with n degrees of freedom, location vector $\boldsymbol{\Sigma}_{\boldsymbol{\theta},0}, \boldsymbol{\Sigma}_{\boldsymbol{\theta}}^{-1} \mathbf{y}$ and scale matrix $\frac{\mathbf{y}^\top \boldsymbol{\Sigma}_{\boldsymbol{\theta}}^{-1} \mathbf{y}}{n} (\boldsymbol{\Sigma}_{\boldsymbol{\theta},0,0} - \boldsymbol{\Sigma}_{\boldsymbol{\theta},0,\cdot} \boldsymbol{\Sigma}_{\boldsymbol{\theta}}^{-1} \boldsymbol{\Sigma}_{\boldsymbol{\theta},\cdot,0})$.

It is in most cases sufficient to only derive the predictive distribution $P(\mathbf{y}_0 \mid \mathbf{y})$ at one point at a time (that is, when \mathbf{y}_0 is the unknown value taken by the Gaussian Process at one unique point : $n_0 = 1$). For this specific purpose we derive the following corollary.

Corollary 14. Under the previously described model, assuming both \mathbf{y} and $\boldsymbol{\theta}$ to be known, if \mathbf{y}_0 is the unknown value of the Gaussian Process at point \mathbf{x}_0 , then $z_0 := \sqrt{\frac{n}{\mathbf{y}^\top \boldsymbol{\Sigma}_{\boldsymbol{\theta}}^{-1} \mathbf{y}}} \frac{\mathbf{y}_0 - \boldsymbol{\Sigma}_{\boldsymbol{\theta},0,\cdot} \boldsymbol{\Sigma}_{\boldsymbol{\theta}}^{-1} \mathbf{y}}{\sqrt{1 - \boldsymbol{\Sigma}_{\boldsymbol{\theta},0,\cdot} \boldsymbol{\Sigma}_{\boldsymbol{\theta}}^{-1} \boldsymbol{\Sigma}_{\boldsymbol{\theta},\cdot,0}}}$ is a random variable following the Student t-distribution with n degrees of freedom.

If n exceeds 30, it is usually accepted that the Student t-distribution with n degrees of freedom can be approximated by the standard Normal distribution. As this threshold should be exceeded in practical cases, we would recommend performing all computations as though the multivariate Student t-distribution in proposition 13 were the multivariate Normal distribution. Naturally, the location vector would become the mean vector and the scale matrix the covariance matrix.

In practice, $P(\mathbf{y}_0 \mid \mathbf{y})$ can be accessed by sampling $\boldsymbol{\theta}$ according to posterior density $\pi(\boldsymbol{\theta} \mid \mathbf{y})$ as described in the previous subsection and then averaging all pdfs of the corresponding Student t-distributions or their Normal approximations. In the case of a one-dimensional value, the cumulative predictive distribution function $\int_{t \leq \mathbf{y}_0} P(t \mid \mathbf{y}) dt$ can be obtained by averaging all cdfs of the corresponding Student t-distributions or their Normal approximations.

5.3 Simplifying Computations : the Maximum A Posteriori (MAP) estimator

The procedure described above turns out to have good predictive properties as will be seen in section 7 but is computationally intensive. One could prefer using the Maximum A Posteriori estimator (MAP) $\hat{\boldsymbol{\theta}}_{MAP}$ to estimate $\boldsymbol{\theta}$ instead of the Maximum Likelihood Estimator (MLE). Then $P(\mathbf{y}_0 \mid \mathbf{y})$ from equation (27) would be replaced by

$$\hat{P}_{MAP}(\mathbf{y}_0 \mid \mathbf{y}) = \frac{L^{1,0}(\mathbf{y}_0, \mathbf{y} \mid \hat{\boldsymbol{\theta}}_{MAP})}{L^1(\mathbf{y} \mid \hat{\boldsymbol{\theta}}_{MAP})}. \quad (28)$$

Thanks to Proposition 13, $\hat{P}_{MAP}(\mathbf{y}_0 \mid \mathbf{y})$ is a Student t-distribution. Note that because using the MLE estimator for σ^2 is equivalent to using the integrated likelihood L^1 as defined by (2), the predictive density associated with the MLE $(\hat{\sigma}_{MLE}^2, \hat{\boldsymbol{\theta}}_{MLE})$ has the same expression (with $\hat{\boldsymbol{\theta}}_{MLE}$ replacing $\hat{\boldsymbol{\theta}}_{MAP}$) and is also a Student t-distribution.

Although we claim that the MAP estimator is more robust than the MLE estimator (see test cases in section 6), it has a significant drawback when compared to the approach which makes full use of the posterior distribution : one may change the MAP by changing the parametrization of the correlation lengths. Indeed, Gu [2016] argues that some specific parametrizations give better results than others. Thanks to Proposition 9, such a phenomenon cannot occur when making full use of our posterior distribution. Indeed, this Proposition asserts that the posterior distribution is invariant by any reparametrization of the type $\phi(\boldsymbol{\theta}) = (\phi_1(\theta_1), \dots, \phi_r(\theta_r))$, where the ϕ_i ($i \in \llbracket 1, r \rrbracket$) are bijective continuously differentiable functions.

6 Comparisons between the MLE and MAP estimators

6.1 Methodology

In this section, we compare the MLE and MAP estimators for accuracy and robustness.

Our test cases are 3-dimensional Gaussian Processes with Matérn anisotropic geometric correlation kernels with smoothness $5/2$. Their mean is the null function, which only leaves us with the matter of estimating their correlation length for each dimension.

We use uniform designs : our observation points are randomly generated according to the uniform distribution in a cube with side length 1.

In order to measure the performance of our estimators, we define a suitable distance between two vectors of correlation lengths. Then the error of an estimator is defined as its distance to the “true” vector of correlation lengths.

Let g be the function such that for any t in $(-1, 1)$, $g(t) = \operatorname{argtanh}(t)$ and $g(-1) = g(1) = 0$. We use the convention that, for any matrix \mathbf{M} with elements in $[0, 1]$, $g(\mathbf{M})$ is the matrix resulting from applying g to every element of \mathbf{M} .

Definition 15. *For a given design set, the distance between two vectors of correlation lengths $\boldsymbol{\theta}^1$ and $\boldsymbol{\theta}^2$ is $\|g(\boldsymbol{\Sigma}_{\boldsymbol{\theta}^1}) - g(\boldsymbol{\Sigma}_{\boldsymbol{\theta}^2})\|$, where $\|\cdot\|$ denotes the Frobenius norm.*

This distance involves applying the Fisher transformation [Hotelling, 1953] (that is, the inverse hyperbolic tangent function) to every (non-1) correlation coefficient in both associated correlation matrices. This is a variance-stabilizing transformation. For any random variables U and V following the normal distribution with mean 0 and variance 1, let us denote $-1 < \rho < 1$ the correlation coefficient between U and V . If (U_i, V_i) ($1 \leq i \leq N$) are independent copies of (U, V) , then $\hat{\rho} = \sum_{i=1}^N U_i V_i / n$ is a random variable and $\operatorname{argtanh}(\hat{\rho})$ follows the normal distribution with mean $\operatorname{argtanh}(\rho)$ and variance $1/(N-3)$. So the variance of $\operatorname{argtanh}(\hat{\rho})$ does not depend on ρ , whereas the variance of $\hat{\rho}$ does and goes to zero for $|\rho| \rightarrow 1$. Involving the Fisher transformation in the definition of the distance between two vectors of correlation lengths is therefore a way

to assert that vectors of correlation lengths can be far apart even if they both lead to highly correlated observations.

This allows us to make sure errors made when estimating near-1 correlation coefficients are no less taken into account than errors made when estimating near-0 correlation coefficients.

Let us choose a “true” vector of correlation lengths (and also a variance parameter, but this parameter has no effect on either the MLE or the MAP). Then we need to :

1. Sample n points randomly according to the uniform distribution on the unit cube (in the following, $n = 30$).
2. Generate the observations of the Gaussian Process at the sampled points according to the selected “true” variance and correlation lengths.
3. Compute the MLE and the MAP of the vector of correlation lengths and their errors.
4. Repeat steps 1 to 3 $m - 1$ times (in the following, $m = 500$).

This method allows us to derive an approximate distribution of the errors of both estimators when both the realization of the Gaussian Process and the design set vary. Thus we get to test the robustness of both estimators vs the variability of both the Gaussian Process and the choice of design set.

6.2 Results

This subsection provides results obtained on 3-dimensional Gaussian Processes with null mean function and Matérn anisotropic geometric correlation kernels with smoothness $5/2$. The results are divided by “true” vectors of correlation lengths. In each case, we give in Table 1 the empirical Root Mean Square Errors (RMSEs) of both MLE and MAP estimators as functions of varying instances of the Gaussian Process and uniform design sets on the unit cube.

Most of the “true” vectors of correlation lengths featured in Table 1 were selected in a way to showcase the behavior of both estimators in strongly anisotropic cases, but one (0.5 - 0.5 - 0.5) also showcases their behavior if the true kernel is actually isotropic. And the final one (0.8 - 1 - 0.9) is used to illustrate the performance in the case of a strongly correlated Gaussian Process : this case is fundamentally different from all others, because the Matérn anisotropic geometric family of correlation kernels is designed in such a way that the correlation length with greatest influence is the lowest. Informally speaking, it is enough that one correlation length should be near zero to make the whole process very uncorrelated, even should all other correlation lengths be very high.

In all studied cases, the MAP estimator was more robust than the MLE estimator : its RMSE (Root Mean Square Error) was between 9 and 15% lower, as showcased in Table 1.

To get a better sense of the distribution of the error when the design set and the realization of the Gaussian Process vary, we give in Figure 2 violin plots of the errors in the two most extreme case : very low correlation (0.4 - 0.8 - 0.2) and very high correlation (0.8 - 1.0 - 0.9)

Corr. lengths	MLE	MAP	– (%)
0.4 – 0.8 – 0.2	3.49	2.97	15
0.5 – 0.5 – 0.5	4.00	3.46	13
0.7 – 1.3 – 0.4	4.02	3.64	9
0.8 – 0.3 – 0.6	3.75	3.26	13
0.8 – 1.0 – 0.9	4.65	4.18	10

Table 1: RMSE (where the error is measured in terms of the distance in Definition 15) of the MLE and MAP estimators for several “true” vectors of correlation lengths. The last column displays in percents the decrease of the RMSE of the MAP estimator with respect to the MLE.

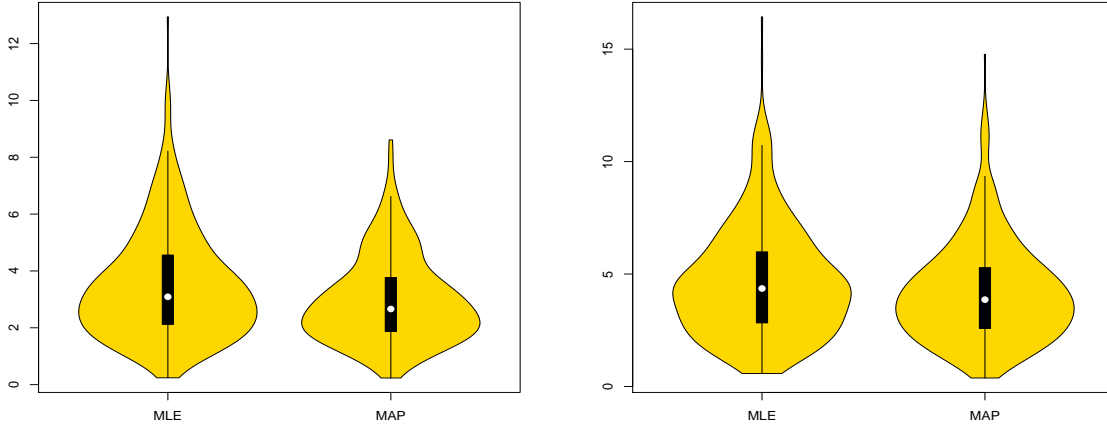


Figure 2: Violin plots of the error of the MLE and MAP estimators with respect to a design set following the uniform distribution and a Gaussian Process with correlation lengths 0.4 – 0.8 – 0.2 (left) and 0.8 – 1.0 – 0.9 (right).

7 Comparison of the predictive distributions associated with the estimators (MLE and MAP) and the full posterior distribution

7.1 Methodology

We use the same test cases as before. In this section, our goal is to assess the accuracy of prediction intervals associated with both estimators and with the full posterior distribution. We consider 95% intervals : the lower bound is the 2.5% quantile and the upper bound the 97.5% quantile of predictive distribution $\hat{P}_{MLE}(\mathbf{y}_0 | \mathbf{y})$, $\hat{P}_{MAP}(\mathbf{y}_0 | \mathbf{y})$ and $P(\mathbf{y}_0 | \mathbf{y})$. For the sake of comprehensiveness, we also consider predictive intervals associated with “true” predictive distribution $L(\mathbf{y}_0 | \mathbf{y}, \sigma^2, \boldsymbol{\theta})$, the predictive distribution we would use if we knew the correct values of parameters σ^2 and $\boldsymbol{\theta}$.

Let us choose a “true” vector of correlation lengths $\boldsymbol{\theta}$ (and also a variance parameter σ^2 , but this parameter

has no effect on predictive accuracy). Then we do the following :

1. Sample n observation points randomly according to the uniform distribution on the unit cube (in the following, $n = 30$).
2. Generate the observations of the Gaussian Process at the sampled points according to the selected “true” variance and correlation lengths.
3. Sample the vector of correlation lengths according to the posterior distribution $\pi(\boldsymbol{\theta}|\mathbf{y})$ by Gibbs method.
4. Compute the MLE and the MAP of the vector of correlation lengths.
5. Sample n_0 test points randomly according to the uniform distribution on the unit cube (in the following, $n_0 = 100$).
6. At each point, determine the 95% prediction intervals derived from $L(\mathbf{y}_0 | \mathbf{y}, \sigma^2, \boldsymbol{\theta})$ (σ^2 and $\boldsymbol{\theta}$ being the “true” parameters), $\hat{P}_{MLE}(\mathbf{y}_0 | \mathbf{y})$, $\hat{P}_{MAP}(\mathbf{y}_0 | \mathbf{y})$ and $P(\mathbf{y}_0 | \mathbf{y})$.
7. Generate the values of the Gaussian Process at the newly sampled points (naturally, do this conditionally to the previously generated observations).
8. Count the number of points within the prediction intervals derived of each of the four predictive distributions. Divide the counts by n_0 : this yields four *coverages* corresponding to each type of predictive intervals. Also compute the *average length* of every type of prediction interval.
9. Repeat steps 1 to 8 $m - 1$ times (in the following, $m = 500$).

7.2 Results

There is no reason for individual coverages of 95% predictive intervals given by the predictive distribution to be equal to 95%. Recall that any coverage is given for a unique realization of the Gaussian Process, and that the values of this process at different points are correlated. If the predictive interval at some point fails to cover the true value at this point, it is likely that predictive intervals at neighboring points will also fail to cover the true values at those points, even though the nominal value is 95% everywhere. Conversely, if it actually covers the true value, then prediction intervals at neighboring points are more than 95% likely to cover their true values.

In short, prediction intervals give information that is only valid if understood to refer to what can be guessed on the sole basis of the observations made at the design points, which is why coverages for individual realizations of the Gaussian Process are not necessarily 95% *even if the predictive distribution is perfectly accurate* (i.e. based on the true values of σ^2 and $\boldsymbol{\theta}$).

However, *if the predictive distribution is perfectly accurate*, then the average of the coverages is the nominal value : 95%. It is thus interesting to compute the average of the coverages for all predictive distributions, whether they are based on the MLE or MAP estimator, or on the full posterior distribution (hereafter noted FPD). In the above described methodology, the average was taken over the realizations of the Gaussian

Process with the chosen true parameters and over all design sets with n design points. The results below are obtained in this way.

The results given in Table 2 show that using the full posterior distribution (FPD) to derive the predictive distribution is the best possible choice from a frequentist point of view as the nominal value is nearly matched by the average coverage. Predictive intervals derived from the MAP estimator do not perform as well, and predictive intervals derived from the MLE perform even worse.

Corr. lengths	True	MLE	MAP	FPD
0.4 – 0.8 – 0.2	0.95	0.88	0.91	0.95
0.5 – 0.5 – 0.5	0.95	0.89	0.90	0.94
0.7 – 1.3 – 0.4	0.95	0.90	0.92	0.95
0.8 – 0.3 – 0.6	0.95	0.89	0.91	0.95
0.8 – 1.0 – 0.9	0.95	0.90	0.92	0.94

Table 2: Average with respect to randomly sampled design sets and realizations of the Gaussian Process (with variance parameter 1 and smoothness parameter $5/2$) of the coverage of 95% Prediction Intervals across the sample space. “True” stands for the prediction based on the knowledge of the true variance parameter and the true vector of correlation lengths.

Let us now focus on the average (with respect to the uniform design sets and realizations of the Gaussian Process) of the mean (over the test set for a given realization of the Gaussian Process and a given uniform design set) length of prediction intervals. The results are given in Table 3, where the figures between parentheses give the increase or decrease (in percents) of the average mean length when compared to the average mean length of prediction intervals obtained using the true values of the parameters.

Corr. lengths	True	MLE	MAP	FPD
0.4 – 0.8 – 0.2	2.23	2.05 (-8)	2.13 (-4)	2.59 (+16)
0.5 – 0.5 – 0.5	1.69	1.55 (-8)	1.58 (-6)	1.84 (+9)
0.7 – 1.3 – 0.4	1.09	1.02 (-6)	1.07 (-2)	1.21 (+11)
0.8 – 0.3 – 0.6	1.63	1.51 (-7)	1.56 (-4)	1.82 (+12)
0.8 – 1.0 – 0.9	0.71	0.66 (-7)	0.69 (-3)	0.76 (+8)

Table 3: Average with respect to randomly sampled design sets and realizations of the Gaussian Process (with variance parameter 1 and smoothness parameter $5/2$) of the mean length of 95% Prediction Intervals across the sample space. The numbers in parentheses represent in percents the increase when using the MLE/MAP/FPD with respect to the “true” vector of correlation lengths and variance parameter.

Predictive intervals derived from the full posterior distribution (FPD) are on average the largest, but not much larger than predictive intervals derived using the true parameters. In the tests we conducted, they seemed on average to be larger by about one fifth at worst. Predictive intervals derived from the MLE and

MAP estimators are on average shorter than those derived from the true parameters. This can be interpreted as an under-estimation of the uncertainty of the prediction when fixing the vector of correlation lengths to the most likely value given the observations, and this can explain the low observed coverage in Table 2.

In Figure 3, we give violin plots of coverage and mean length of Prediction Intervals in the two most extreme cases : correlation lengths $0.4 - 0.8 - 0.2$ (very low correlation) and $0.8 - 1.0 - 0.9$ (very high correlation). The results are similar and illustrate the fact that the FPD gives larger intervals in order to reach the derived coverage value.

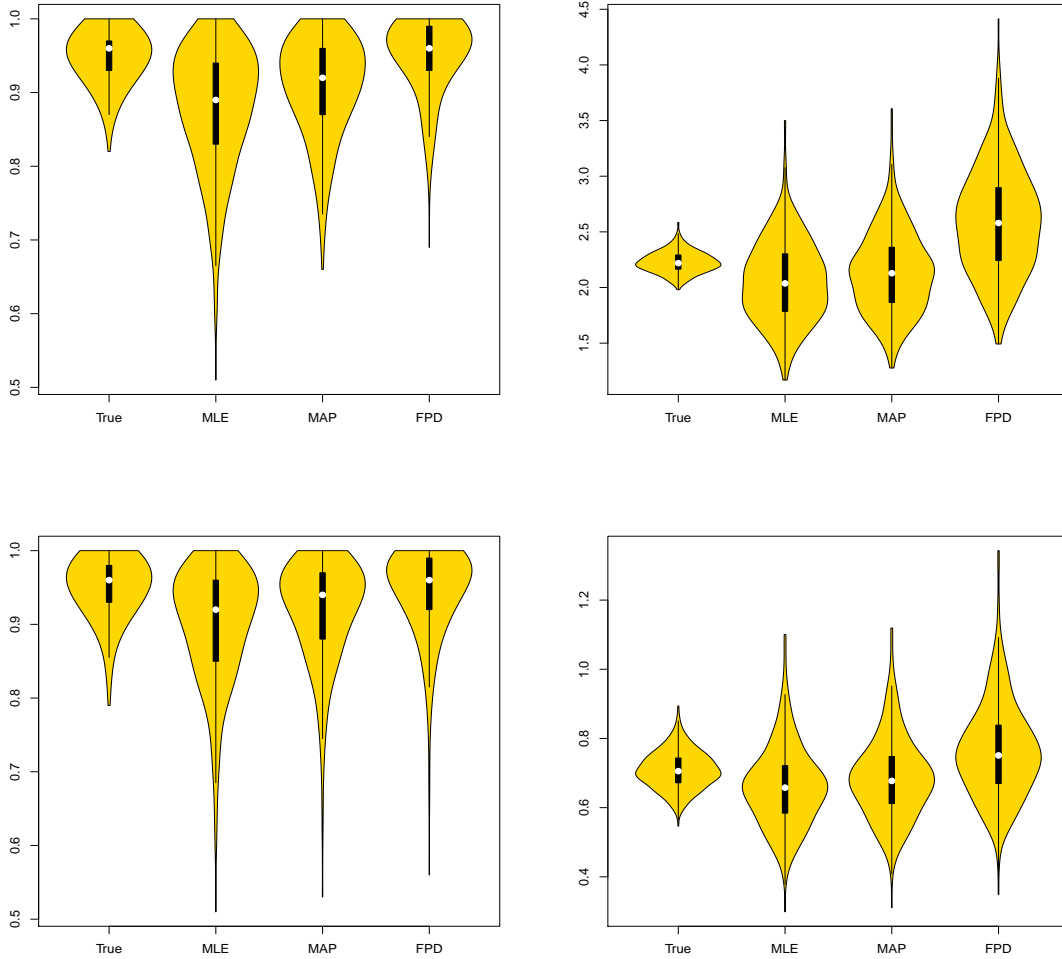


Figure 3: Violin plots of the coverage (left) and mean length (right) of Prediction Intervals with respect to a design set following the uniform distribution and a Gaussian Process with correlation lengths $0.4 - 0.8 - 0.2$ (top) and $0.8 - 1.0 - 0.9$ (bottom).

7.3 A higher-dimensional case

In this subsection, we emulate using Simple Kriging the 10-dimensional Ackley function :

$$A(\mathbf{x}) = 20 + \exp(1) - 20 \exp \left(-0.2 \sqrt{\frac{1}{10} \sum_{i=1}^{10} x_i^2} \right) - \exp \left(\frac{1}{10} \sum_{i=1}^{10} \cos(2\pi x_i) \right). \quad (29)$$

The goal in this section is to emulate the Ackley function on the unit hypercube $[0, 1]^{10}$ using design sets with 100 observation points. Although the impact of the design set type is not the focus of this study, we present the results with a randomly chosen design according to the Uniform distribution on the domain $[0, 1]^{10}$, a design obtained through Latin Hypercube Sampling (LHS), and a design obtained through LHS and subsequently optimized to maximize the minimum distance between two points. The Simple Kriging model uses the null function as mean function and the Matérn anisotropic geometric covariance kernel family with smoothness parameter $5/2$. The Gibbs reference posterior distribution is accessed through a sample of 1000 points. The conditional densities are sampled using the Metropolis algorithm with normal instrumental density with standard deviation 0.4 and a 100-step burn-in period.

To evaluate the performance of prediction intervals, we follow steps 3, 4, 5, 6 and 8 of the method presented in this section (step 7 is skipped as the “values of the Gaussian process” are naturally the values of the Ackley function) with $n_0 = 1000$. The results are presented in Tables 4 and 5.

Design set type	MLE	MAP	FPD
Unoptimized LHS	0.89	0.92	0.93
Optimized LHS	0.74	0.76	0.80
Random design	0.87	0.88	0.91

Table 4: Coverage of 95 % prediction intervals when emulating the Ackley function on the unit hypercube using a Gaussian Process with null mean function and a Matérn anisotropic geometric covariance kernel with smoothness $5/2$, unknown variance parameter and unknown vector of correlation lengths. The design sets contain 100 points.

As is shown by Table 4, prediction intervals derived using the Full Posterior Distribution perform better than those derived from the MAP, which themselves perform better than those derived from the MLE. This order of performance is the same regardless of the type of design set, although the optimized design set leads to much worse performances on average for prediction intervals than unoptimized designs. The latter fact is not surprising since space-filling designs ensure that no two points can be very close to each other, which makes it harder to determine the correlation lengths.

As expected, prediction intervals derived from the Full Posterior Distribution are on average longer than those derived from the MAP and a fortiori the MLE. Notice that prediction intervals are on average shorter with the optimized design set, which explains the poorer performances in terms of coverage.

Design set type	MLE	MAP	FPD
Unoptimized LHS	0.31	0.33	0.35
Optimized LHS	0.24	0.24	0.28
Random design	0.28	0.29	0.32

Table 5: Mean length of 95 % prediction intervals when emulating the Ackley function on the unit hypercube using a Gaussian Process with null mean function and a Matérn anisotropic geometric covariance kernel with smoothness 5/2, unknown variance parameter and unknown vector of correlation lengths. The design sets contain 100 points.

8 Conclusion and Perspectives

We suggested a framework for deriving a new objective posterior distribution based on the conditionals yielded by the reference prior theory on Simple Kriging parameters. Applying this framework to Matérn anisotropic kernels, we showed prediction to have good frequentist properties.

The next step is to extend this framework to Universal Kriging, where instead of being known, the mean function is only assumed to be a linear combination of known functions f_1, \dots, f_p . The linear coefficients β_1, \dots, β_p are then considered parameters of the model. This extension is of practical relevance, because the mean function can rarely be considered known. It can probably be done in the same way Berger et al. [2001] extended the reference prior from the Simple Kriging to the Universal Kriging framework : they used the flat improper prior as joint prior on β_1, \dots, β_p conditional to σ^2 and $\boldsymbol{\theta}$ and used it to integrate β_1, \dots, β_p out of the likelihood function, and then proceeded to derive the reference prior on σ^2 and $\boldsymbol{\theta}$ with respect to the integrated likelihood.

A further extension would involve deriving an objective prior on the smoothness parameter ν . In this endeavor, one should take into account the relationship between correlation length $\boldsymbol{\theta}$ and smoothness ν . Unfortunately, asymptotic theory is not of much help in this regard, as Anderes [2010] shows that provided the spatial domain D is of dimension at least 5, then all parameters of the Matérn anisotropic geometric kernel are microergodic (Zhang [2004] shows this to be untrue for spatial domains of dimension 1, 2 or 3, but the non-microergodic parameters are σ^2 and $\boldsymbol{\theta}$, not ν). This means that the Gaussian measures on D corresponding to Gaussian Processes with two different smoothness parameters are orthogonal, which suggests that there exists a consistent estimator (the MLE possibly). Stein [1999] (section 6.6) considers the Fisher information on $\boldsymbol{\theta}$ and ν , and gives examples (with a one-dimensional sample space D) showing that the Fisher information on these parameters depends a lot on the design set. Fisher information relative to the smoothness parameter ν increases when design points are chosen to be close to one another (relative to the "true" correlation length $\boldsymbol{\theta}$), whereas Fisher information relative to correlation length $\boldsymbol{\theta}$ is maximized for design points that are farther apart. This, according to him, is coherent with the fact that $\boldsymbol{\theta}$ has greater influence on the low frequency behavior of the Matérn kernel while ν has greater influence on its high frequency behavior. This also suggests to us that the smoothness parameter ν , like the variance parameter σ^2 , can only be meaningfully estimated if the vector of correlation lengths $\boldsymbol{\theta}$ is known. Otherwise, the estimator could hardly tell which design points are close to each other, which intuitively seems a prerequisite

to evaluating the smoothness of the process. If we wish to apply the reference prior algorithm to the case where ν is unknown, we should thus probably derive the reference prior on ν conditional to θ .

Acknowledgements

The author would like to thank his PhD advisor Professor Josselin Garnier (École Polytechnique, Centre de Mathématiques Appliquées) for his guidance, Loic Le Gratiet (EDF R&D, Chatou) and Anne Dutfoy (EDF R&D, Saclay) for their advice and helpful suggestions. The author acknowledges the support of the French Agence Nationale de la Recherche (ANR), under grant ANR-13-MONU-0005 (project CHORUS).

Appendices

A Assumption on Σ_θ 's asymptotic expansion

Berger et al. [2001] consider isotropic kernels (*i.e.* with a one-dimensional correlation length θ). For the sake of convenience, we adopt the same framework in this section. In their Lemma 2, Berger et al. [2001] suppose that the used correlation kernel and design set are such that, as $\theta \rightarrow \infty$, $\Sigma_\theta = \mathbf{1}\mathbf{1}^\top + \nu(\theta)\mathbf{D} + \mathbf{R}(\theta)$, where $\mathbf{1}$ is the vector with n entries all equal to 1, $\nu(\theta)$ is a real-valued function such that $\nu(\theta) \rightarrow 0$, \mathbf{D} is a fixed nonsingular matrix and $\mathbf{R}(\theta)$ is a matrix such that $\|\frac{1}{\nu(\theta)}\mathbf{R}(\theta)\| \rightarrow 0$.

What makes this assumption restrictive is the condition that \mathbf{D} should be nonsingular, because this is only true for rather irregular correlation kernels. For instance, as was noted by Paulo [2005], it is untrue for squared exponential correlation kernels.

For a given correlation kernel and design set $\{\mathbf{x}^{(i)}, i = 0, 1, \dots, n\}$, \mathbf{D} is typically a matrix proportional to the matrix with entries $\|\mathbf{x}^{(i)} - \mathbf{x}^{(j)}\|^p$, where p depends on the smoothness of the correlation kernel but should in any case belong to the interval $(0, 2]$. Schoenberg [1937] gives the following result (Theorem 4 in the original paper) :

Theorem 16. *If $\mathbf{x}^{(0)}, \mathbf{x}^{(1)}, \dots, \mathbf{x}^{(n)}$ ($n \geq 1$) are distinct points of a Euclidean space $(E, \|\cdot\|)$, the quadratic form*

$$q(\xi) = \sum_{i,j=0}^n \left\| \mathbf{x}^{(i)} - \mathbf{x}^{(j)} \right\|^p \xi_i \xi_j \quad (30)$$

with $p \in (0, 2)$ is nonsingular and its canonical representation contains one positive and n negative squares.

This means that, if the correlation kernel is irregular enough to have $0 < p < 2$, the assumption that \mathbf{D} is nonsingular is reasonable.

Corollary 17. *If $\mathbf{x}^{(0)}, \mathbf{x}^{(1)}, \dots, \mathbf{x}^{(n)}$ ($n \geq 1$) are distinct points of a Euclidean space $(E, \|\cdot\|)$ the matrix with entries $\|\mathbf{x}^{(i)} - \mathbf{x}^{(j)}\|^p$ with $p \in (0, 2)$ is nonsingular and has one positive eigenvalue and n negative eigenvalues.*

Things are different when the correlation kernel is regular enough to have $p = 2$, however. Gower [1985]'s Theorem 6 implies the following results :

Theorem 18. *If $\mathbf{x}^{(0)}, \mathbf{x}^{(1)}, \dots, \mathbf{x}^{(n)}$ ($n \geq 1$) are distinct points of a Euclidean space $(E, \|\cdot\|)$ and d is the dimension of E_d , the smallest Euclidean subspace containing them, the matrix with entries $\|\mathbf{x}^{(i)} - \mathbf{x}^{(j)}\|^2$ has rank :*

- (a) $d + 1$ (one positive eigenvalue, d negative eigenvalues, any other eigenvalue null) if $\mathbf{x}^{(0)}, \mathbf{x}^{(1)}, \dots, \mathbf{x}^{(n)}$ lie on the surface of a hypersphere of E_d ;
- (b) $d + 2$ (one positive eigenvalue, $d + 1$ negative eigenvalues, any other eigenvalue null) otherwise.

Corollary 19. *If $\mathbf{x}^{(0)}, \mathbf{x}^{(1)}, \dots, \mathbf{x}^{(n)}$ ($n \geq 1$) are distinct points of a Euclidean space $(E, \|\cdot\|)$, the matrix with entries $\|\mathbf{x}^{(i)} - \mathbf{x}^{(j)}\|^2$ has rank lower than the dimension of the smallest Euclidean space containing them plus 3.*

For all practical purposes, the number of design points is much greater than the dimension of the spatial domain D , so the matrix \mathbf{D} is singular when $p = 2$.

Let us review the values of p corresponding to a few commonly used correlation kernels. Matérn correlation kernels [Matérn, 1986] [Handcock and Stein, 1993] with smoothness parameter ν have $p = 2 \min(1, \nu)$, thus for $0 < \nu < 1$, $0 < p < 2$ but for $\nu \geq 1$, $p = 2$. Spherical correlation kernels [Wackernagel, 1995] have $p = 1$. Power exponential kernels [De Oliveira et al., 1997] have p equal to their power. This means that all power exponential kernels except the squared exponential correlation kernel have $0 < p < 2$. In particular, the exponential kernel (which is also the Matérn kernel with smoothness $\nu = 1/2$) has $p = 1$, but the squared exponential kernel has $p = 2$. Rational quadratic kernels [Yaglom, 1987] have $p = 2$.

Note finally that, if some tensorized anisotropic correlation kernel is used, $\mathbf{\Sigma}_\theta$ can be written $\mathbf{\Sigma}_\theta = \mathbf{\Sigma}_{\theta_1} \circ \dots \circ \mathbf{\Sigma}_{\theta_r}$ (\circ being the Hadamard product on matrices), and the same discussion could be held for every $\mathbf{\Sigma}_{\theta_k}$ ($1 \leq k \leq r$) when $\theta_k \rightarrow \infty$, provided the design set has coordinate-distinct points in the sense defined at the beginning of Section 4.

B Proofs of section 2

Proof of Proposition 1. As \mathbf{M}_θ^Σ is a symmetric matrix, the spectral theorem guarantees the existence of a diagonal matrix $\mathbf{\Lambda}_\theta^\Sigma$ and an orthogonal matrix \mathbf{O}_θ^Σ such that $\mathbf{M}_\theta^\Sigma = (\mathbf{O}_\theta^\Sigma)^\top \mathbf{\Lambda}_\theta^\Sigma (\mathbf{O}_\theta^\Sigma)$, with the diagonal coefficients of $\mathbf{\Lambda}_\theta^\Sigma$ being the eigenvalues of \mathbf{M}_θ^Σ . Setting $\mathbf{U}_0 := (\mathbf{O}_\theta^\Sigma)^\top \mathbf{U}$, we can now compute $\text{Var}[\mathbf{U}_0^\top \mathbf{\Lambda}_\theta^\Sigma \mathbf{U}_0] = \text{Var}[\mathbf{U}^\top \mathbf{M}_\theta^\Sigma \mathbf{U}]$, \mathbf{U}_0 following the uniform distribution on S^{n-1} .

Let $(\lambda_i)_{1 \leq i \leq n}$ be the eigenvalues of \mathbf{M}_θ^Σ . We can write $\text{Var}[\mathbf{U}_0^\top \mathbf{\Lambda}_\theta^\Sigma \mathbf{U}_0] = \text{Var}[\sum_{1 \leq i \leq n} \lambda_i X_i]$, where X_i ($1 \leq i \leq n$) are nonnegative identically distributed random variables such that $\sum_{1 \leq i \leq n} X_i = 1$.

$$\text{Var} \left[\sum_{i=1}^n \lambda_i X_i \right] = \text{Var}[X_1] \sum_{i=1}^n \lambda_i^2 + 2 \text{Cov}(X_1, X_2) \sum_{1 \leq i < j \leq n} \lambda_i \lambda_j. \quad (31)$$

Obviously, $\mathbb{E}[X_1] = \frac{1}{n}$ and thus $\text{Cov}(X_1, X_2) = -1/(n-1) \text{Var}[X_1]$.

$$\begin{aligned} \frac{\text{Var}[\sum_{i=1}^n \lambda_i X_i]}{\text{Var}[X_1]} &= \sum_{i=1}^n \lambda_i^2 - \frac{1}{n-1} \sum_{i=1}^n \lambda_i \sum_{j \neq i} \lambda_j \\ &= \left(1 + \frac{1}{n-1}\right) \left(\text{Tr}[(\mathbf{M}_\theta^\Sigma)^2] - \frac{1}{n} \text{Tr}[\mathbf{M}_\theta^\Sigma]^2 \right). \end{aligned} \quad (32)$$

□

C Motivation for the definition of a compromise between incompatible conditionals

C.1 Discussion of the notion of compatibility of (hyper)marginals

While the definition of the *optimal compromise* is straightforward, as it involves minimizing some measure of distance between the “targeted” conditionals and the conditionals of the compromise, the definition of a *compromise* may seem arbitrary. To motivate this definition, let us focus on the two-dimensional case.

Suppose we have two incompatible conditional distributions $\pi_1(\mu_1|\mu_2)$ and $\pi_2(\mu_2|\mu_1)$. Their being incompatible means there exists no joint distribution $\pi(\mu_1, \mu_2)$ which agrees with both conditionals. This being the case, it seems sensible to weaken the definition of compatibility by applying it to the marginals instead of the joint distribution. The following definition makes this idea precise.

Definition 20. A pair of marginal distributions m^1 and m^2 is compatible with a pair of conditionals π_1 and π_2 if the joint distributions $\pi_1 m^1(\mu_1, \mu_2) = \pi_1(\mu_1|\mu_2)m^1(\mu_2)$ and $\pi_2 m^2(\mu_1, \mu_2) = \pi_2(\mu_2|\mu_1)m^2(\mu_1)$ have the same marginals, i.e.

$$\int \pi_1 m^1(\mu_1, \mu_2) d\mu_2 = m^1(\mu_1) \text{ and} \quad (33)$$

$$\int \pi_2 m^2(\mu_1, \mu_2) d\mu_1 = m^2(\mu_2). \quad (34)$$

While this definition may seem more restrictive at first glance than Definition 3, both definitions are in fact equivalent when applied to a pair of conditionals, because hypermarginals are simply marginals in this case. Indeed, we have the following result, which follows directly from Definition 3 :

Proposition 21. If a sequence of hypermarginals $(m^i)_{i \in [1, r]}$ is compatible (in the sense of Definition 3) with a given sequence of conditionals $(\pi_i)_{i \in [1, r]}$, then all joint distributions in the sequence $(\pi_i m^i)_{i \in [1, r]}$ share the same marginals, that is

$$\forall i, j, k \in [1, r], \quad \int \pi_i m^i(\mu) d\mu_{-k} = \int \pi_j m^j(\mu) d\mu_{-k}. \quad (35)$$

Now let us consider the three-dimensional case : we have three incompatible conditionals π_1 , π_2 and π_3 . If we consider μ_3 known, then the situation is reduced to the two-dimensional case and Theorem 8 tells us we may look for the optimal compromise $\pi_{C|3}(\mu_1, \mu_2|\mu_3)$ in the form

$$\pi_{C|3}(\mu_1, \mu_2|\mu_3) = \frac{1}{2}\pi_1(\mu_1|\mu_2, \mu_3)\pi_{C|3}(\mu_2|\mu_3) + \frac{1}{2}\pi_1(\mu_2|\mu_1, \mu_3)\pi_{C|3}(\mu_1|\mu_3). \quad (36)$$

We may similarly derive $\pi_{C|1}(\mu_2, \mu_3|\mu_1)$ and $\pi_{C|2}(\mu_1, \mu_3|\mu_2)$ when μ_1 and μ_2 respectively are known. Ideally, we would wish to define the optimal compromise between π_1 , π_2 and π_3 as the joint distribution π_C such that $\pi_C(\mu_1, \mu_2|\mu_3) = \pi_{C|3}(\mu_1, \mu_2|\mu_3)$, $\pi_C(\mu_2, \mu_3|\mu_1) = \pi_{C|1}(\mu_2, \mu_3|\mu_1)$ and $\pi_C(\mu_1, \mu_3|\mu_2) = \pi_{C|2}(\mu_1, \mu_3|\mu_2)$. Unfortunately, there exists no such joint distribution π_C , because its existence would imply that π_1 , π_2 and π_3 are compatible conditionals.

Similarly to what was done in the two-dimensional case, we avoid this difficulty by weakening the compatibility requirements : we only ask Equation (36) to hold *on average* over μ_3 : a compromise π_C between all three conditionals should verify

$$\begin{aligned} \int \pi_C(\mu_1, \mu_2 | \mu_3) \pi_C(\mu_3) d\mu_3 &= \int \left[\frac{1}{2} \pi_1(\mu_1 | \mu_2, \mu_3) \pi_C(\mu_2 | \mu_3) + \frac{1}{2} \pi_1(\mu_2 | \mu_1, \mu_3) \pi_C(\mu_1 | \mu_3) \right] \pi_C(\mu_3) d\mu_3 \\ \iff \pi_C(\mu_1, \mu_2) &= \frac{1}{2} \int \pi_1(\mu_1 | \mu_2, \mu_3) \pi_C(\mu_2, \mu_3) d\mu_3 + \frac{1}{2} \int \pi_1(\mu_2 | \mu_1, \mu_3) \pi_C(\mu_1, \mu_3) d\mu_3. \end{aligned} \quad (37)$$

Notice that Equation (37) and the symmetric equations about $\pi_C(\mu_2, \mu_3)$ and $\pi_C(\mu_1, \mu_3)$ are requirements about the sequence of hypermarginals $\pi_C^3(\boldsymbol{\mu}_{-3})$, $\pi_C^1(\boldsymbol{\mu}_{-1})$ and $\pi_C^2(\boldsymbol{\mu}_{-2})$ respectively. Definition 3 is just another formulation of these requirements, which are taken to define a compatible sequence of hypermarginals. Proposition 7 shows that in cases where there exists a unique Gibbs compromise, even with this weakened set of requirements for compatibility, there exists only one compatible sequence of hypermarginals, so we may not strengthen it if there is to be any solution. Indeed, in cases where no Gibbs compromise exists, no compatible set of hypermarginals exists either !

C.2 Examples

As was shown in the previous subsection, the requirements given by Definition 3 for the compatibility of a sequence of hypermarginals with a given sequence of conditionals cannot be strengthened. The following shows they cannot be weakened either.

C.2.1 Why we need some notion of compatibility : example in 2 dimensions

Why bother with the compatibility of hypermarginals and not simply minimize the functional E of Definition 5 over all joint distributions ? The following 2-dimensional example shows that doing so yields unsatisfactory results.

Consider the following situation : μ_1 and μ_2 may both take the values 0 or 1. Define the following conditionals:

$$\pi_1(\mu_1 = 1 | \mu_2) = \mathbf{1}_{\{\mu_2=0\}} + 1/2 \mathbf{1}_{\{\mu_2=1\}} \quad (38)$$

$$\pi_2(\mu_2 = 1 | \mu_1) = 1/2 \mathbf{1}_{\{\mu_1=0\}} + \mathbf{1}_{\{\mu_1=1\}} \quad (39)$$

Denote π_C the optimal compromise (maximizing E over all compromises) and π_E the joint distribution that minimizes E over all joint distributions. We have $E(\pi_C) = 2/25 > E(\pi_E) = 1/15$ and

$$\pi_C(\mu_1, \mu_2) = 1/10 \left(\mathbf{1}_{\{(\mu_1, \mu_2)=(0,0)\}} + \mathbf{1}_{\{(\mu_1, \mu_2)=(1,0)\}} + 3 \mathbf{1}_{\{(\mu_1, \mu_2)=(0,1)\}} + 5 \mathbf{1}_{\{(\mu_1, \mu_2)=(1,1)\}} \right) \quad (40)$$

$$\pi_E(\mu_1, \mu_2) = 1/30 \left(3 \mathbf{1}_{\{(\mu_1, \mu_2)=(0,0)\}} + \mathbf{1}_{\{(\mu_1, \mu_2)=(1,0)\}} + 11 \mathbf{1}_{\{(\mu_1, \mu_2)=(0,1)\}} + 15 \mathbf{1}_{\{(\mu_1, \mu_2)=(1,1)\}} \right) \quad (41)$$

As π_C is the one and only Gibbs compromise between π_1 and π_2 , its marginals are the only compatible marginals : $\pi_C^1(\mu_2 = 1) = 4/5$ and $\pi_C^2(\mu_1 = 1) = 3/5$. The marginals of π_E are noticeably different : $\pi_E^1(\mu_2 = 1) = 13/15$ and $\pi_E^2(\mu_1 = 1) = 8/15$.

Notice that according to π_1 , $\mu_2 = 0$ implies $\mu_1 = 1$ but that according to π_2 , $\mu_1 = 1$ implies that $\mu_2 = 1 \neq 0$. This discrepancy is a major source of incompatibility between the two conditionals. So, as π_E makes both

$\mu_1 = 1$ and $\mu_2 = 0$ less likely than π_C , it “ignores the inconsistent parts” of π_1 and π_2 to some extent. Therefore, if the marginals are not set in advance (say, by imposing compatibility with the conditionals in the sense of Definition 3), one may “cheat” by having the marginals disadvantage inconvenient values for the parameters.

C.2.2 Why the compatibility requirements cannot be weakened : example in 3 dimensions

In the two-dimensional case, because of Proposition 21, Definitions 20 and 3 give the same meaning to the concept of compatibility of marginals, so Definition 3 may be thought of as a generalization of 20 to cases with more than two dimensions. However, another generalization of 20 is possible. To avoid confusion, this other generalization will be called *weak compatibility* :

Definition 22. A sequence of hypermarginal distributions $(m^i)_{i \in \llbracket 1, r \rrbracket}$ is weakly compatible with a sequence of conditionals $(\pi_i)_{i \in \llbracket 1, r \rrbracket}$ if

$$\forall i, j, k \in \llbracket 1, r \rrbracket, \quad \int \pi_i m^i(\boldsymbol{\mu}) d\boldsymbol{\mu}_{-k} = \int \pi_j m^j(\boldsymbol{\mu}) d\boldsymbol{\mu}_{-k} \quad (42)$$

Proposition 21 means compatibility in the sense of Definition 3 implies weak compatibility in the sense of Definition 22, hence its denomination as “weak”.

Using the concept of weak compatibility of hypermarginals, we may define weak compromises and the optimal weak compromise as analogues to compromises and the optimal compromise respectively.

Definition 23. For a given sequence of conditionals $(\pi_i)_{i \in \llbracket 1, r \rrbracket}$, a joint distribution P is a weak compromise between the conditionals $(\pi_i)_{i \in \llbracket 1, r \rrbracket}$ if the sequence of hypermarginals $(P^i)_{i \in \llbracket 1, r \rrbracket}$ is weakly compatible with $(\pi_i)_{i \in \llbracket 1, r \rrbracket}$.

Definition 24. A joint distribution P is an optimal weak compromise between a sequence of conditionals $(\pi_i)_{i \in \llbracket 1, r \rrbracket}$ if it minimizes the functional E over all weak compromises between $(\pi_i)_{i \in \llbracket 1, r \rrbracket}$, where E is defined by :

$$E(P) = \sum_{i=1}^r \int [\pi_i(\mu_i | \boldsymbol{\mu}_{-i}) P^i(\boldsymbol{\mu}_{-i}) - P(\boldsymbol{\mu})]^2 d\boldsymbol{\mu}. \quad (43)$$

Because the set of all weak compromises between a sequence of conditionals $(\pi_i)_{i \in \llbracket 1, r \rrbracket}$ is convex and any compromise is a weak compromise, an optimal weak compromise makes the convex functional E no greater than the optimal compromise. However, as shown in the following example, optimal weak compromises may have undesirable behavior.

Suppose μ_1 , μ_2 and μ_3 may take the values 0 and 1. Consider the following incompatible conditionals :

$$\pi_1(\mu_1 = 1 | \mu_2, \mu_3) = 1/2 \quad (44)$$

$$\pi_2(\mu_2 = 1 | \mu_1, \mu_3) = 1/2 \quad (45)$$

$$\pi_3(\mu_3 = 1 | \mu_1, \mu_2) = \mathbf{1}_{\{\mu_1 = \mu_2\}} + 1/2 \mathbf{1}_{\{\mu_1 \neq \mu_2\}} \quad (46)$$

Notice that, provided μ_3 is known, π_1 and π_2 are compatible conditionals with respect to (μ_1, μ_2) . The one distribution that fits both π_1 and π_2 (conditional to μ_3) is

$$\pi_{12}(\mu_1, \mu_2 | \mu_3) = 1/4 \quad (47)$$

Thus, any joint distribution fitting π_{12} would make μ_1 , μ_2 and μ_3 mutually independent. Unfortunately, no such joint distribution could fit π_3 , but we may expect compromises between μ_1 , μ_2 and μ_3 to retain the independence of μ_1 and μ_2 .

Denote π_C the (unique) optimal compromise between π_1 , π_2 and π_3 : we have $E(\pi_C) = 1/48 \approx 0.021$.

$$\pi_C(\mu_1, \mu_2, \mu_3) = \frac{1}{24} \mathbf{1}_{\{\mu_1=\mu_2, \mu_3=0\}} + \frac{1}{12} \mathbf{1}_{\{\mu_1 \neq \mu_2, \mu_3=0\}} + \frac{5}{24} \mathbf{1}_{\{\mu_1=\mu_2, \mu_3=1\}} + \frac{1}{6} \mathbf{1}_{\{\mu_1 \neq \mu_2, \mu_3=1\}}. \quad (48)$$

Notably, its third hypermarginal π_C^3 verifies :

$$\pi_C^3(\mu_1, \mu_2) = 1/4 \quad (49)$$

So, as expected, π_C retains the independence of μ_1 and μ_2 . Because π_C is the unique Gibbs compromise between π_1 , π_2 and π_3 , Proposition 7 implies any other compromise between μ_1 , μ_2 and μ_3 also retains this property.

Let us now consider an optimal weak compromise π_W between π_1 , π_2 and π_3 . Numerical computation gives us the following approximation, with $E(\pi_W) \approx 0.019$.

$$\pi_W(\mu_1, \mu_2, \mu_3) \approx 0.04 \mathbf{1}_{\{\mu_1=\mu_2, \mu_3=0\}} + 0.10 \mathbf{1}_{\{\mu_1 \neq \mu_2, \mu_3=0\}} + 0.19 \mathbf{1}_{\{\mu_1=\mu_2, \mu_3=1\}} + 0.17 \mathbf{1}_{\{\mu_1 \neq \mu_2, \mu_3=1\}}. \quad (50)$$

Its third hypermarginal π_W^3 is approximately

$$\pi_W^3(\mu_1, \mu_2) \approx 0.23 \mathbf{1}_{\{\mu_1=\mu_2\}} + 0.27 \mathbf{1}_{\{\mu_1 \neq \mu_2\}}. \quad (51)$$

Thus the independence of μ_1 and μ_2 is lost. Therefore, weak compatibility is no adequate notion of compatibility. What happened is that although π_E^3 and π_C^3 share the same marginals, that is

$$\pi_W^3(\mu_1, \mu_2 = 0) + \pi_W^3(\mu_1, \mu_2 = 1) = 1/2, \quad (52)$$

$$\pi_W^3(\mu_1 = 0, \mu_2) + \pi_W^3(\mu_1 = 1, \mu_2) = 1/2, \quad (53)$$

π_W^3 slightly disadvantages the event $\{\mu_1 = \mu_2\}$, which is where the incompatibility between π_3 and the pair (π_1, π_2) is most obvious : according to π_3 , $\mu_1 = \mu_2$ implies $\mu_3 = 1$, so conversely, $\mu_3 = 0$ should imply $\mu_1 \neq \mu_2$, when in fact π_1 and π_2 state that even given $\mu_3 = 0$, $\{\mu_1 \neq \mu_2\}$ only happens with probability $1/2$. On the other hand, according to π_3 , if $\mu_1 \neq \mu_2$, then μ_3 can with equal probability be 0 or 1, which matches π_1 and π_2 better.

D Proofs of Section 4

The following holds where there is no mention of the contrary. When applied to a vector, $\|\cdot\|$ denotes the Euclidean norm and when applied to a matrix, it denotes the Frobenius norm. The choice of norm does not matter much because in finite-dimensional vector spaces, all norms are equivalent.

D.1 Differentiating the Matérn correlation kernel

Lemma 25. *The partial derivative with respect to μ_i of the Matérn tensorized kernel of variance σ^2 , smoothness ν and inverse correlation length vector $\boldsymbol{\mu}$ is :*

$$\frac{\partial}{\partial \mu_i} (\sigma^2 K_{r,\nu}^{tens}(\mathbf{x}\boldsymbol{\mu})) = -\frac{\sigma^2(2\sqrt{\nu})^2}{\Gamma(\nu)2^{\nu-1}} |x_i|^2 \mu_i (2\sqrt{\nu}|x_i|\mu_i)^{\nu-1} B_{\nu-1}(2\sqrt{\nu}|x_i|\mu_i) \prod_{j \neq i} K_{1,\nu}(|x_j|\mu_j) \quad (54)$$

This can be rewritten as :

$$\frac{\partial}{\partial \mu_i} (\sigma^2 K_{r,\nu}^{tens}(\mathbf{x}\boldsymbol{\mu})) = \begin{cases} \sigma^2 \frac{2\nu}{\nu-1} |x_i|^2 \mu_i K_{1,\nu-1}(|x_i|\mu_i) \prod_{j \neq i} K_{1,\nu}(|x_j|\mu_j) & \text{if } \nu > 1 \\ \sigma^2 4|x_i|^2 \mu_i B_0(2|x_i|\mu_i) \prod_{j \neq i} K_{1,\nu}(|x_j|\mu_j) & \text{if } \nu = 1 \\ \sigma^2 2\nu^{\frac{\Gamma(1-\nu)}{\Gamma(\nu)}} |x_i|^{2\nu} \mu_i^{2\nu-1} K_{1,1-\nu}(|x_i|\mu_i) \prod_{j \neq i} K_{1,\nu}(|x_j|\mu_j) & \text{if } \nu < 1 \end{cases} \quad (55)$$

Proof. The first assertion is a simple matter of differentiating equation (20). In the following calculation, the fourth line is given by formula 9.6.28 (page 376) in Abramowitz and Stegun [1964].

$$\begin{aligned} \frac{\partial}{\partial \mu_i} (\sigma^2 K_{r,\nu}^{tens}(\mathbf{x}\boldsymbol{\mu})) &= \sigma^2 \frac{\partial}{\partial \mu_i} (K_{1,\nu}(x_i \mu_i)) \prod_{j \neq i} K_{1,\nu}(|x_j|\mu_j) \\ &= \sigma^2 x_i (K'_{1,\nu}(x_i \mu_i)) \prod_{j \neq i} K_{1,\nu}(|x_j|\mu_j) \\ &= \sigma^2 x_i \left(\frac{2\sqrt{\nu}}{\Gamma(\nu)2^{\nu-1}} \frac{d}{dy} \Big|_{y=2\sqrt{\nu}x_i \mu_i} [y^\nu B_\nu(y)] \right) \prod_{j \neq i} K_{1,\nu}(|x_j|\mu_j) \\ &= \sigma^2 x_i \left(\frac{2\sqrt{\nu}}{\Gamma(\nu)2^{\nu-1}} [-y \cdot y^{\nu-1} B_{\nu-1}(y)]_{y=2\sqrt{\nu}x_i \mu_i} \right) \prod_{j \neq i} K_{1,\nu}(|x_j|\mu_j) \end{aligned} \quad (56)$$

From there, equation (54) follows immediately. Rewriting it in the form given in (55) only requires us to recall $\Gamma(\nu) = (\nu-1)\Gamma(\nu-1)$ (case $\nu > 1$), $\Gamma(1) = 1$ (case $\nu = 1$) and $B_{\nu-1} = B_{1-\nu}$ (case $\nu < 1$). \square

Lemma 26. *The partial derivative with respect to μ_i of the Matérn geometric anisotropic kernel of variance σ^2 , smoothness ν and inverse correlation length vector $\boldsymbol{\mu}$ is :*

$$\frac{\partial}{\partial \mu_i} (\sigma^2 K_{r,\nu}(\mathbf{x}\boldsymbol{\mu})) = \frac{\sigma^2(2\sqrt{\nu})^2}{\Gamma(\nu)2^{\nu-1}} |x_i|^2 \mu_i (2\sqrt{\nu}\|\mathbf{x}\boldsymbol{\mu}\|)^{\nu-1} B_{\nu-1}(2\sqrt{\nu}\|\mathbf{x}\boldsymbol{\mu}\|) \quad (57)$$

This can be rewritten as :

$$\frac{\partial}{\partial \mu_i} (\sigma^2 K_{r,\nu}(\mathbf{x}\boldsymbol{\mu})) = \begin{cases} \sigma^2 \frac{2\nu}{\nu-1} |x_i|^2 \mu_i K_{1,\nu-1}(\|\mathbf{x}\boldsymbol{\mu}\|) & \text{if } \nu > 1 \\ \sigma^2 4|x_i|^2 \mu_i B_0(2\|\mathbf{x}\boldsymbol{\mu}\|) & \text{if } \nu = 1 \\ \sigma^2 2\nu^{\frac{\Gamma(1-\nu)}{\Gamma(\nu)}} \frac{1}{\mu_i} \left(\frac{|x_i|\mu_i}{\|\mathbf{x}\boldsymbol{\mu}\|^{1-\nu}} \right)^2 K_{1,1-\nu}(\|\mathbf{x}\boldsymbol{\mu}\|) & \text{if } \nu < 1 \end{cases} \quad (58)$$

Proof. The first assertion is a simple matter of differentiating equation (18). In the following calculation, the fourth line is given by formula 9.6.28 (page 376) in Abramowitz and Stegun [1964].

$$\begin{aligned}
\frac{\partial}{\partial \mu_i} (\sigma^2 K_{r,\nu}(\mathbf{x}\boldsymbol{\mu})) &= \sigma^2 \frac{\partial}{\partial \mu_i} (K_{1,\nu}(\|\mathbf{x}\boldsymbol{\mu}\|)) \\
&= \sigma^2 x_i^2 \mu_i \|\mathbf{x}\boldsymbol{\mu}\|^{-1} K'_{1,\nu}(\|\mathbf{x}\boldsymbol{\mu}\|) \\
&= \sigma^2 x_i^2 \mu_i \|\mathbf{x}\boldsymbol{\mu}\|^{-1} \left(\frac{2\sqrt{\nu}}{\Gamma(\nu)2^{\nu-1}} \frac{d}{dy} \Big|_{y=2\sqrt{\nu}\|\mathbf{x}\boldsymbol{\mu}\|} [y^\nu B_\nu(y)] \right) \\
&= \sigma^2 x_i^2 \mu_i \|\mathbf{x}\boldsymbol{\mu}\|^{-1} \left(\frac{2\sqrt{\nu}}{\Gamma(\nu)2^{\nu-1}} [-y \cdot y^{\nu-1} B_{\nu-1}(y)]_{y=2\sqrt{\nu}\|\mathbf{x}\boldsymbol{\mu}\|} \right)
\end{aligned} \tag{59}$$

From there, equation (57) follows immediately. Rewriting it in the form given in (58) only requires us to recall $\Gamma(\nu) = (\nu-1)\Gamma(\nu-1)$ (case $\nu > 1$), $\Gamma(1) = 1$ (case $\nu = 1$) and $B_{\nu-1} = B_{1-\nu}$ (case $\nu < 1$). \square

D.2 Accounting for low correlation : $\|\boldsymbol{\mu}\| \rightarrow \infty$

In this subsection, we consider a fixed design set of n coordinate-distinct points $\mathbf{x}^{(k)}$ ($k \in \llbracket 1, n \rrbracket$) in \mathbb{R}^r .

Lemma 27. *For any Matérn anisotropic geometric or tensorized correlation kernel with smoothness $\nu > 0$, for all $b < 2\min(1, \nu) - 1$ and $c > 1$ (and if $\nu \neq 1$, for all $b \leq 2\min(1, \nu) - 1$),*

$$(a) \quad \forall \boldsymbol{\mu} \in (\mathbb{R}_+)^r, \quad \left\| \frac{\partial}{\partial \mu_i} \boldsymbol{\Sigma}_{\boldsymbol{\mu}} \right\| \leq M_{i,1} \mu_i^{-c}.$$

$$(b) \quad \forall \boldsymbol{\mu} \in (\mathbb{R}_+)^r, \quad \left\| \frac{\partial}{\partial \mu_i} \boldsymbol{\Sigma}_{\boldsymbol{\mu}} \right\| \leq M_{i,2} \mu_i^b.$$

Proof. This can be gathered from Lemma 25 or 26 after recalling that 1) a Matérn kernel is a bounded function, 2) $\forall \nu \geq 0$, as $z \rightarrow +\infty$, $B_\nu(z) \sim \sqrt{\pi} \exp(-z)/\sqrt{2z}$ (Abramowitz and Stegun [1964] 9.7.2) and 3) as $z \rightarrow 0$, $B_0(z) \sim -\log(z)$ (Abramowitz and Stegun [1964] 9.6.8). \square

Let us define

$$f_i(\mu_i \mid \boldsymbol{\mu}_{-i}) := \sqrt{[\mathcal{I}(\boldsymbol{\mu})]_{ii}}; \tag{60}$$

$$\pi_i(\mu_i \mid \boldsymbol{\mu}_{-i}) := f_i(\mu_i \mid \boldsymbol{\mu}_{-i}) / \int_0^\infty f_i(\mu_i = t \mid \boldsymbol{\mu}_{-i}) dt. \tag{61}$$

Proposition 28. *For any Matérn anisotropic geometric or tensorized correlation kernel with smoothness $\nu > 0$, for all $\mu_i \in (0, +\infty)$, $\pi(\mu_i \mid \boldsymbol{\mu}_{-i})$, seen as a function of $\boldsymbol{\mu}$, is well defined and continuous over $\{\boldsymbol{\mu} \in [0, +\infty)^r : \mu_i \neq 0, \boldsymbol{\mu}_{-i} \neq \mathbf{0}_{r-1}\}$.*

Proof. For any given $\tilde{\boldsymbol{\mu}} \in [0, +\infty)^r$ such that $\tilde{\mu}_i \neq 0$ and $\tilde{\boldsymbol{\mu}}_{-i} \neq \mathbf{0}_{r-1}$, we prove that $\pi(\mu_i \mid \boldsymbol{\mu}_{-i})$, seen as a function of $\boldsymbol{\mu}$, is well defined and continuous at $\boldsymbol{\mu} = \tilde{\boldsymbol{\mu}}$.

For a start, notice that if $\boldsymbol{\mu}$ is confined to a sufficiently small neighborhood of $\tilde{\boldsymbol{\mu}}$, then $\|\boldsymbol{\Sigma}_{\boldsymbol{\mu}}^{-1}\|$ remains bounded. Therefore, Lemma 27 implies that $\int_0^\infty f_i(\mu_i = t \mid \boldsymbol{\mu}_{-i}) dt$ is finite and, thanks to the dominated convergence theorem, that it is continuous at $\boldsymbol{\mu}_{-i} = \tilde{\boldsymbol{\mu}}_{-i}$. \square

Definition 29. *An anisotropic geometric or tensorized correlation kernel is said to be "well-behaved" if its one-dimensional version is, for any set of parameters, a positive decreasing function on $[0, +\infty)$ that vanishes in the neighborhood of $+\infty$.*

Lemma 30. *Provided a coordinate-distinct design set is used, a well-behaved anisotropic geometric or tensorized correlation kernel parametrized by $\boldsymbol{\mu}$ has the following properties :*

- (a) *for any fixed $\boldsymbol{\mu}_{-i} \in [0, +\infty)^{r-1}$, it is a decreasing function of μ_i ;*
- (b) *as $\|\boldsymbol{\mu}\| \rightarrow \infty$, $\|\boldsymbol{\Sigma}_{\boldsymbol{\mu}} - \mathbf{I}_n\| \rightarrow 0$.*

Lemma 31. *For any well-behaved correlation kernel, as $\|\boldsymbol{\mu}\| \rightarrow \infty$, $\text{Tr} \left[\frac{\partial}{\partial \mu_i} \boldsymbol{\Sigma}_{\boldsymbol{\mu}} \boldsymbol{\Sigma}_{\boldsymbol{\mu}}^{-1} \right] = o \left(\left\| \frac{\partial}{\partial \mu_i} \boldsymbol{\Sigma}_{\boldsymbol{\mu}} \right\| \right)$.*

Proof. This result is due to the fact that all $\frac{\partial}{\partial \mu_i} \boldsymbol{\Sigma}_{\boldsymbol{\mu}}$'s diagonal coefficients are null and $\boldsymbol{\Sigma}_{\boldsymbol{\mu}}$ goes to the identity matrix as $\|\boldsymbol{\mu}\| \rightarrow \infty$. \square

Let us now define

$$h_i(\mu_i | \boldsymbol{\mu}_{-i}) := \sqrt{\text{Tr} \left[\left(\frac{\partial}{\partial \mu_i} \boldsymbol{\Sigma}_{\boldsymbol{\mu}} \right)^2 \right]} = \left\| \frac{\partial}{\partial \mu_i} \boldsymbol{\Sigma}_{\boldsymbol{\mu}} \right\|. \quad (62)$$

Lemma 32. *For any well-behaved correlation kernel, as $\|\boldsymbol{\mu}\| \rightarrow \infty$, $f_i(\mu_i | \boldsymbol{\mu}_{-i}) \sim h_i(\mu_i | \boldsymbol{\mu}_{-i})$.*

Proof. Because $\boldsymbol{\Sigma}_{\boldsymbol{\mu}}$ goes to the identity matrix, this is a direct consequence of Lemma 31. \square

Corollary 33. *For any well-behaved correlation kernel, there exist $S > 0$, and $0 < a < b$ such that, whenever $\|\boldsymbol{\mu}\| \geq S$,*

$$a h_i(\mu_i | \boldsymbol{\mu}_{-i}) \leq f_i(\mu_i | \boldsymbol{\mu}_{-i}) \leq b h_i(\mu_i | \boldsymbol{\mu}_{-i}). \quad (63)$$

In the following, $\boldsymbol{\Sigma}_{\boldsymbol{\mu}_{-i}}$ is the correlation matrix that would be obtained if μ_i were replaced by 0. Moreover, if \mathbf{M} is a matrix, $\mathbf{M}^{(kl)}$ is its element in the k -th row and l -th column.

Lemma 34. *If a well-behaved correlation kernel is used, there exist real constants $S > 0$ and $c > 0$ such that, for all $\mu_i \in (0, +\infty)$ and whenever $\|\boldsymbol{\mu}_{-i}\| \geq S$,*

$$\pi_i(\mu_i | \boldsymbol{\mu}_{-i}) \geq c \frac{\left\| \frac{\partial}{\partial \mu_i} \boldsymbol{\Sigma}_{\boldsymbol{\mu}} \right\|}{\sum_{k \neq l} \boldsymbol{\Sigma}_{\boldsymbol{\mu}_{-i}}^{(kl)}}. \quad (64)$$

Proof. If a well-behaved correlation kernel is used, then for any $\epsilon > 0$, Corollary 33 implies that

$$\int_0^{+\infty} f_i(\mu_i = t | \boldsymbol{\mu}_{-i}) dt \leq b \int_0^{+\infty} h_i(\mu_i = t | \boldsymbol{\mu}_{-i}) dt \leq -b \sum_{k \neq l} \int_0^{+\infty} \frac{\partial}{\partial \mu_i} \boldsymbol{\Sigma}_{\boldsymbol{\mu}}^{(kl)} dt. \quad (65)$$

The last inequality holds because the Frobenius norm of any matrix is smaller than or equal to the sum of the absolute values of its elements and the correlation kernel is a decreasing function of μ_i . Now, for all $k \neq l$, when $\mu_i \rightarrow +\infty$, $\boldsymbol{\Sigma}_{\boldsymbol{\mu}}^{(kl)} \rightarrow 0$ and when $\mu_i = 0$, $\boldsymbol{\Sigma}_{\boldsymbol{\mu}}^{(kl)} = \boldsymbol{\Sigma}_{\boldsymbol{\mu}_{-i}}^{(kl)}$. From this, we gather that

$$\int_0^{+\infty} f_i(\mu_i = t | \boldsymbol{\mu}_{-i}) dt \leq b \sum_{k \neq l} \boldsymbol{\Sigma}_{\boldsymbol{\mu}_{-i}}^{(kl)}. \quad (66)$$

From this, we deduce that

$$\pi_i(\mu_i | \boldsymbol{\mu}_{-i}) = \frac{f_i(\mu_i | \boldsymbol{\mu}_{-i})}{\int_0^{+\infty} f_i(\mu_i = t | \boldsymbol{\mu}_{-i}) dt} \geq \frac{a}{b} \frac{\left\| \frac{\partial}{\partial \mu_i} \boldsymbol{\Sigma}_{\boldsymbol{\mu}} \right\|}{\sum_{k \neq l} \boldsymbol{\Sigma}_{\boldsymbol{\mu}_{-i}}^{(kl)}}. \quad (67)$$

\square

This Lemma has the following immediate consequence :

Proposition 35. *If a well-behaved tensorized kernel is used, there exists $S > 0$ and for every $i \in \llbracket 1, r \rrbracket$, there exists a function $M_i : (0, +\infty) \rightarrow (0, +\infty)$ such that for all $\|\boldsymbol{\mu}_{-i}\| \geq S$, $\pi_i(\mu_i | \boldsymbol{\mu}_{-i}) \geq M_i(\mu_i)$.*

Proof. If a tensorized correlation kernel is used, for every pair of integers $(k, l) \in \llbracket 1, r \rrbracket^2$ such that $k \neq l$, define the function $M_i^{(kl)} : (0, +\infty) \rightarrow (0, +\infty)$; $t \mapsto \left| \frac{d}{dt} \boldsymbol{\Sigma}_{\mu_i=t, \boldsymbol{\mu}_{-i}=\mathbf{0}_{r-1}}^{(kl)} \right|$.

$$\left\| \frac{\partial}{\partial \mu_i} \boldsymbol{\Sigma}_{\boldsymbol{\mu}} \right\| \geq \frac{1}{n} \sum_{k \neq l} \left| \frac{\partial}{\partial \mu_i} \boldsymbol{\Sigma}_{\boldsymbol{\mu}}^{(kl)} \right| = \frac{1}{n} \sum_{k \neq l} M_i^{(kl)}(\mu_i) \boldsymbol{\Sigma}_{\boldsymbol{\mu}_{-i}}^{(kl)} \geq \frac{1}{n} \min_{k \neq l} M_i^{(kl)}(\mu_i) \sum_{k \neq l} \boldsymbol{\Sigma}_{\boldsymbol{\mu}_{-i}}^{(kl)} \quad (68)$$

This fact, joined with Lemma 34, yields the result. \square

Proposition 36. *Assume a well-behaved anisotropic geometric correlation kernel is used. If the corresponding one-dimensional kernel K has the properties (P1) and (P2), then for every $i \in \llbracket 1, r \rrbracket$, there exist positive functions s_i and m_i defined on $(0, +\infty)$ such that, for all $\|\boldsymbol{\mu}_{-i}\| \geq s_i(\mu_i)$, $\pi_i(\mu_i | \boldsymbol{\mu}_{-i}) \geq m_i(\mu_i)$.*

(P1) : *There exist $S_1 > 0$ and $M_1 > 0$ such that, for all $t \geq S_1$, $|K'(t)| \geq M_1 t K(t)$.*

(P2) : *For any $a > 0$, there exist $S_2(a) > 0$ and $M_2(a) > 0$ such that, whenever $t \geq S_2(a)$, $K(t+a) \geq M_2(a) K(t)$.*

Proof. From (P1), we gather that for all $a > 0$ and $t \geq S_1$, $|K'(\sqrt{t^2 + a^2})| \geq M_1 \sqrt{t^2 + a^2} K(\sqrt{t^2 + a^2})$. Now, because the correlation kernel is well-behaved, K is a decreasing function. As $\sqrt{t^2 + a^2} \leq t + a$, $K(\sqrt{t^2 + a^2}) \geq K(t + a)$.

Plugging this into the previous inequality, we get $|K'(\sqrt{t^2 + a^2})| \geq M_1 \sqrt{t^2 + a^2} K(t + a)$.

If $t \geq \max(S_1, S_2(a))$, we can then use (P2) to obtain

$$|K'(\sqrt{t^2 + a^2})| \geq M_1 M_2(a) \sqrt{t^2 + a^2} K(t). \quad (69)$$

Independently from this, we have the following algebraic fact :

$$\left\| \frac{\partial}{\partial \mu_i} \boldsymbol{\Sigma}_{\boldsymbol{\mu}} \right\| \geq \frac{1}{n} \sum_{k \neq l} \left| \frac{\partial}{\partial \mu_i} \boldsymbol{\Sigma}_{\boldsymbol{\mu}}^{(kl)} \right|. \quad (70)$$

Because we use a well-behaved anisotropic geometric kernel, defining the function $M_i^{(kl)} : (0, +\infty) \rightarrow (0, +\infty)$; $t \mapsto \left(x_j^{(k)} - x_j^{(l)} \right)^2$, we can write :

$$\left| \frac{\partial}{\partial \mu_i} \boldsymbol{\Sigma}_{\boldsymbol{\mu}}^{(kl)} \right| = - \frac{\partial}{\partial \mu_i} \boldsymbol{\Sigma}_{\boldsymbol{\mu}}^{(kl)} = \left(x_i^{(k)} - x_i^{(l)} \right)^2 \mu_i \frac{K'(\|(\mathbf{x}^{(k)} - \mathbf{x}^{(l)}) \boldsymbol{\mu}\|)}{\|(\mathbf{x}^{(k)} - \mathbf{x}^{(l)}) \boldsymbol{\mu}\|} \quad (71)$$

Setting $a_{kl} := |x_i^{(k)} - x_i^{(l)}| \mu_i$ and $t_{kl} := \|(\mathbf{x}_{-i}^{(k)} - \mathbf{x}_{-i}^{(l)}) \boldsymbol{\mu}_{-i}\|$ (and thus, naturally, $\sqrt{t_{kl}^2 + a_{kl}^2} = \|(\mathbf{x}^{(k)} - \mathbf{x}^{(l)}) \boldsymbol{\mu}\|$), and provided $\|\boldsymbol{\mu}_{-i}\|$ is sufficiently large to make all t_{kl} s meet the conditions necessary to apply (P1) and (P2) (that depend in the case of (P2) on the a_{kl} s), Equation 69 yields the existence of some number $m_i^{(kl)}(\mu_i) > 0$ such that

$$\frac{K'(\|(\mathbf{x}^{(k)} - \mathbf{x}^{(l)}) \boldsymbol{\mu}\|)}{\|(\mathbf{x}^{(k)} - \mathbf{x}^{(l)}) \boldsymbol{\mu}\|} \geq m_i^{(kl)}(\mu_i) K(\|(\mathbf{x}_{-i}^{(k)} - \mathbf{x}_{-i}^{(l)}) \boldsymbol{\mu}_{-i}\|) = m_i^{(kl)}(\mu_i) \boldsymbol{\Sigma}_{\boldsymbol{\mu}_{-i}}^{(kl)} \quad (72)$$

Finally, setting $m_i(\mu_i) := \mu_i \min_{k \neq l} \left[\left(x_i^{(k)} - x_i^{(l)} \right)^2 m_i^{(kl)}(\mu_i) \right]$, we get

$$\left\| \frac{\partial}{\partial \mu_i} \Sigma_{\mu} \right\| \geq \frac{M_i(\mu_i)}{n} \sum_{k \neq l} \Sigma_{\mu_{-i}}^{(kl)}. \quad (73)$$

Then, applying Lemma 34 yields the result. \square

Proposition 37. *Matérn one-dimensional kernels with smoothness parameter $\nu > 1$ have the properties (P1) and (P2) of Proposition 36.*

Proof. (P1) is given by Lemma 26, after noticing that, denoting by K_{ν} the Matérn one-dimensional kernel of smoothness $\nu > 1$, provided t is sufficiently large, $K_{\nu}(t) \leq K_{\nu-1}(t)$. This inequality ensues from the fact that $\forall \nu \geq 0$, as $t \rightarrow +\infty$, $B_{\nu}(t) \sim \sqrt{\pi} \exp(-t)/\sqrt{2t}$ (Abramowitz and Stegun [1964] 9.7.2) and thus $K_{\nu}(t) \sim 2/\Gamma(\nu)(\sqrt{\nu}t)^{\nu} \sqrt{\pi/(4\sqrt{\nu}t)} \exp(-2\sqrt{\nu}t)$. Moreover, this last equivalence relation also implies (P2). \square

Proposition 38. *For Matérn anisotropic geometric kernels with smoothness $\nu > 1$ and Matérn tensorized correlation kernels with smoothness $\nu > 0$, for any $\delta > 0$, $i \in \llbracket 1, r \rrbracket$ and $\mu_i \in (0, +\infty)$, there exists $b_{i,\delta}(\mu_i) > 0$ such that, if $\|\mu_{-i}\| \geq \delta$, then $\pi_i(\mu_i | \mu_{-i}) \geq b_{i,\delta}(\mu_i)$.*

Proof. Matérn correlation kernels with such smoothness parameters make Proposition 35 or 36 applicable. Therefore, there exist $s_i(\mu_i) > 0$ and $m_i(\mu_i) > 0$ such that, if $\|\mu_{-i}\| \geq s_i(\mu_i)$, $\pi_i(\mu_i | \mu_{-i}) \geq m_i(\mu_i)$. Besides, we know from Proposition 28 that $\pi_i(\mu_i | \mu_{-i})$, seen as a function of μ_{-i} , is continuous and positive over the compact set $\{\mu_{-i} : \delta \leq \|\mu_{-i}\| \leq s_i(\mu_i)\}$. Thus its minimum $\tilde{m}_{i,\delta}(\mu_i)$ on this set is positive and we obtain the result by setting $b_{i,\delta}(\mu_i) := \min(m_i(\mu_i), \tilde{m}_{i,\delta}(\mu_i))$. \square

Proposition 39. *For Matérn anisotropic geometric with smoothness $\nu > 1$ and Matérn tensorized correlation kernels with smoothness $\nu > 0$, for any $\mathbf{y} \in \mathbb{R}^n \setminus \{0\}^n$, any $\delta > 0$ and any $\mu_i \in (0, +\infty)$, there exists $b_{i,\delta,\mathbf{y}}(\mu_i) > 0$ such that, if $\|\mu_{-i}\| \geq \delta$, then $\pi_i(\mu_i | \mathbf{y}, \mu_{-i}) \geq b_{i,\delta,\mathbf{y}}(\mu_i)$.*

Proof. Set $\delta > 0$ and $\mathbf{y} \in \mathbb{R}^n \setminus \{0\}^n$. There exist $m_{\delta} > 0$ and $M_{\delta} > 0$ s.t. $\forall \mu \in (0, +\infty)^r$, $\|\mu_{-i}\| \geq \delta \Rightarrow m_{\delta} \leq \|\Sigma_{\mu}^{-1}\| \leq M_{\delta}$, so there also exist $m_{\delta,\mathbf{y}} > 0$ and $M_{\delta,\mathbf{y}} > 0$ s.t. $m_{\delta,\mathbf{y}} \leq L(\mathbf{y} | \mu) \leq M_{\delta,\mathbf{y}}$. This, combined with Proposition 38, yields the result. \square

D.3 Accounting for high correlation : $\|\mu\| \rightarrow 0$

This part of the proof relies on the combination of some spectral study of the Matérn kernels and on the study of the matrices that are part of the series expansion of the correlation matrix Σ_{μ} when $\|\mu\| \rightarrow 0$ for three types of Matérn kernels : isotropic, tensorized and anisotropic geometric.

Lemma 40. *There exists a covariance kernel $\tilde{K}_{r,\nu}$ such that, for all the design set $\mathbf{x}^{(1)}, \dots, \mathbf{x}^{(n)}$, for all $\mu \in (\mathbb{R}_+)^r$ and $\xi = (\xi_1, \dots, \xi_n) \in \mathbb{R}^n$,*

$$\sum_{j,k=1}^n \xi_j \xi_k K_{r,\nu} \left(\left(\mathbf{x}^{(j)} - \mathbf{x}^{(k)} \right) | \mu \right) \geq 2^{-\frac{r}{2}-\nu} M_r(\nu) f_{r,\nu}(\|\mu\|_{\infty}) \sum_{j,k=1}^n \xi_j \xi_k \tilde{K}_{r,\nu} \left(\frac{\mu}{\|\mu\|_{\infty}} \left(\mathbf{x}^{(j)} - \mathbf{x}^{(k)} \right) \right) \quad (74)$$

where $f_{r,\nu}(t) = (2\sqrt{\nu})^{-r-2\nu} t^{-r}$ if $t \geq (2\sqrt{\nu})^{-1}$ and $f_{r,\nu}(t) = t^{2\nu}$ if $t \leq (2\sqrt{\nu})^{-1}$.

Proof. For all $\mathbf{x}, \mathbf{y} \in \mathbb{R}^r$, $K_{r,\nu}(\mathbf{x} - \mathbf{y}) = \int_{\mathbb{R}^r} \widehat{K}_{r,\nu}(\boldsymbol{\omega}) e^{i\langle \boldsymbol{\omega} | \mathbf{x} - \mathbf{y} \rangle} d\boldsymbol{\omega}$.

$$\begin{aligned}
\sum_{j,k=1}^n \xi_j \xi_k K_{r,\nu} \left(\left(\mathbf{x}^{(j)} - \mathbf{x}^{(k)} \right) \boldsymbol{\mu} \right) &= \int_{\mathbb{R}^r} \widehat{K}_{r,\nu}(\boldsymbol{\omega}) \left| \sum_{j=1}^n \xi_j e^{i\langle \boldsymbol{\omega} | \mathbf{x}^{(j)} \rangle \boldsymbol{\mu}} \right|^2 d\boldsymbol{\omega} \\
&= M_r(\nu) \|\boldsymbol{\mu}\|_{\infty}^{-r} \int_{\mathbb{R}^r} (4\nu + \|\boldsymbol{\mu}\|_{\infty}^{-2} \|\mathbf{s}\|^2)^{-\frac{r}{2}-\nu} \left| \sum_{j=1}^n \xi_j e^{i\langle \frac{\boldsymbol{\mu}}{\|\boldsymbol{\mu}\|_{\infty}} \mathbf{s} | \mathbf{x}^{(j)} \rangle} \right|^2 d\mathbf{s} \\
&\geq 2^{-\frac{r}{2}-\nu} M_r(\nu) f_{r,\nu}(\|\boldsymbol{\mu}\|_{\infty}) \int_{\mathbb{R}^r \setminus B(0,1)} \|\mathbf{s}\|^{-r-2\nu} \left| \sum_{j=1}^n \xi_j e^{i\langle \mathbf{s} | \frac{\boldsymbol{\mu}}{\|\boldsymbol{\mu}\|_{\infty}} \mathbf{x}^{(j)} \rangle} \right|^2 d\mathbf{s}
\end{aligned} \tag{75}$$

Now, let $\widetilde{K}_{r,\nu}$ be the function with Fourier transform $\widehat{\widetilde{K}}_{r,\nu}(\boldsymbol{\omega}) = \mathbf{1}_{\{\|\boldsymbol{\omega}\| \geq 1\}} \|\boldsymbol{\omega}\|^{-r-2\nu}$. According to Bochner's theorem, $\widetilde{K}_{r,\nu}$ is a correlation kernel, which leads to the conclusion. \square

Lemma 41. *For every design set with coordinate-distinct points $\mathbf{x}^{(1)}, \dots, \mathbf{x}^{(n)}$, there exists a constant $c_{\mathbf{x}} > 0$ such that for all $\boldsymbol{\mu} \in (\mathbb{R}_+)^r$,*

$$\forall \boldsymbol{\xi} = (\xi_1, \dots, \xi_n) \in \mathbb{R}^n, \quad \sum_{j,k=1}^n \xi_j \xi_k K_{r,\nu} \left(\left(\mathbf{x}^{(j)} - \mathbf{x}^{(k)} \right) \boldsymbol{\mu} \right) \geq c_{\mathbf{x}} \|\boldsymbol{\xi}\|^2 2^{-\frac{r}{2}-\nu} M_r(\nu) f_{r,\nu}(\|\boldsymbol{\mu}\|_{\infty}) \tag{76}$$

where $f_{r,\nu}(t) = (2\sqrt{\nu})^{-r-2\nu} t^{-r}$ if $t \geq (2\sqrt{\nu})^{-1}$ and $f_{r,\nu}(t) = t^{2\nu}$ if $t \leq (2\sqrt{\nu})^{-1}$.

Proof. For every design set $\mathbf{x}^{(1)}, \dots, \mathbf{x}^{(n)}$, the set of all design sets that can be written $\frac{\boldsymbol{\mu}}{\|\boldsymbol{\mu}\|_{\infty}} \mathbf{x}^{(1)}, \dots, \frac{\boldsymbol{\mu}}{\|\boldsymbol{\mu}\|_{\infty}} \mathbf{x}^{(n)}$ ($\boldsymbol{\mu} \in (\mathbb{R}_+)^r$) is compact. If the design set $\mathbf{x}^{(1)}, \dots, \mathbf{x}^{(n)}$ has coordinate-distinct points, then every design set in the aforementioned compact set has no overlapping points. Thus the conclusion follows from Lemma 40. \square

Proposition 42. *With Matérn anisotropic geometric or tensorized kernels, for every design set with coordinate-distinct points $\mathbf{x}^{(1)}, \dots, \mathbf{x}^{(n)}$, as $\|\boldsymbol{\mu}\| \rightarrow 0$, $\|\boldsymbol{\Sigma}_{\boldsymbol{\mu}}^{-1}\| = O(\|\boldsymbol{\mu}\|^{-2\nu})$.*

Proof. For Matérn anisotropic geometric kernels, we need only apply Lemma 41. In the case of tensorized Matérn kernels, analogous results to Lemma 40 and then Lemma 41 may be used. \square

[Abramowitz and Stegun, 1964] gives the following results on the modified Bessel function of second kind (usually noted K_{ν} and which we note B_{ν} in order to avoid confusion with the Matérn correlation kernel). If I_{ν} is the modified Bessel function of first kind and ψ is the function defined in (6.3.2) by $\psi : \mathbb{N} \setminus \{0\} \rightarrow \mathbb{R}$; $k \mapsto -\gamma + \sum_{i=1}^{k-1} i^{-1}$:

$$I_{\nu}(z) = \left(\frac{1}{2}z\right)^{\nu} \sum_{k=0}^{\infty} \frac{\left(\frac{1}{4}z^2\right)^k}{k! \Gamma(\nu + k + 1)} \tag{9.6.10} \tag{77}$$

$$B_{\nu}(z) = \frac{1}{2}\pi \frac{I_{-\nu}(z) - I_{\nu}(z)}{\sin(\nu z)} \quad \text{if } \nu \notin \mathbb{Z} \tag{9.6.2} \tag{78}$$

$$\tag{79}$$

This gives us the series expansion of $K_{1,\nu}(z)$ ($\nu \in [0, +\infty) \setminus \mathbb{N}$) when $z \rightarrow 0$:

$$\begin{aligned}
K_{1,\nu}(z) &= \frac{\pi}{\Gamma(\nu) \sin(\nu\pi)} \left(\sum_{0 \leq k < \nu} \frac{\nu^k z^{2k}}{k! \Gamma(-\nu + k + 1)} - \frac{\nu^\nu z^{2\nu}}{\Gamma(\nu + 1)} + o(z^{2\nu}) \right) \\
&= \frac{\pi}{\Gamma(\nu) \sin(\nu\pi) \Gamma(-\nu + 1)} \left(\sum_{0 \leq k < \nu} \frac{\Gamma(-\nu + 1)}{k! \Gamma(-\nu + k + 1)} \nu^k z^{2k} - \frac{\Gamma(-\nu + 1)}{\Gamma(\nu + 1)} \nu^\nu z^{2\nu} + o(z^{2\nu}) \right) \\
&= \sum_{0 \leq k < \nu} \frac{\Gamma(-\nu + 1)}{k! \Gamma(-\nu + k + 1)} \nu^k z^{2k} + \frac{\Gamma(-\nu)}{\Gamma(\nu)} \nu^\nu z^{2\nu} + o(z^{2\nu}) \\
&= \sum_{0 \leq k < \nu} (-1)^k \frac{\Gamma(\nu - k)}{k! \Gamma(\nu)} \nu^k z^{2k} + \frac{\Gamma(-\nu)}{\Gamma(\nu)} \nu^\nu z^{2\nu} + o(z^{2\nu})
\end{aligned} \tag{80}$$

In the remainder of this subsection, we consider a fixed design set with n coordinate-distinct points $\mathbf{x}^{(k)}$ ($k \in \llbracket 1, n \rrbracket$) in \mathbb{R}^r . Moreover, all Matérn kernels we consider are assumed to have non-integer smoothness parameter ν .

Let us now define, for every nonnegative integer $k < \nu$ the matrix \mathbf{D}^k whose (i, j) element is

$$\mathbf{D}^k(i, j) := (-1)^k \frac{\Gamma(\nu - k)}{k! \Gamma(\nu)} \nu^k \left\| \mathbf{x}^{(j)} - \mathbf{x}^{(k)} \right\|^{2k} \tag{81}$$

Let us also define the matrix \mathbf{D}^ν whose (i, j) element is

$$\mathbf{D}^\nu(i, j) := \frac{\Gamma(-\nu)}{\Gamma(\nu)} \nu^\nu \left\| \mathbf{x}^{(j)} - \mathbf{x}^{(k)} \right\|^{2\nu} \quad \text{if } \nu \in [0, +\infty) \setminus \mathbb{N} \tag{82}$$

If the correlation kernel is Matérn isotropic, Σ_μ has the following series expansion if ν is not an integer when $\mu \rightarrow 0+$:

$$\Sigma_\mu = \sum_{0 \leq k < \nu} \mu^{2k} \mathbf{D}^k + \mu^{2\nu} \mathbf{D}^\nu + \mathbf{R}_\mu \tag{83}$$

In this expansion, $\mu^{-2\nu} \|\mathbf{R}_\mu\| \rightarrow 0$.

Lemma 43. *For all the design set, using the notations described above, provided $\mu > 0$ is sufficiently small, the following matrix is positive definite :*

$$\sum_{0 \leq k < \nu} \mu^{2k} \mathbf{D}^k + \mu^{2\nu} \mathbf{D}^\nu \quad \text{if } \nu \in (0, +\infty) \setminus \mathbb{N} \tag{84}$$

Proof. This is a consequence of the series expansion (83), the positive definiteness of correlation matrix Σ_μ when $\mu > 0$ and Proposition 42. □

Corollary 44. *The restriction of \mathbf{D}^ν to $\bigcap_{0 \leq k < \nu} \ker \mathbf{D}^k$ is positive definite if this intersection is a non-trivial vectorial space.*

For any integer $i \in \llbracket 1, r \rrbracket$ and any nonnegative integer $k < \nu$ define the matrix \mathbf{D}_i^k whose (m, p) element is

$$\mathbf{D}_i^k(m, p) := (-1)^k \frac{\Gamma(\nu - k)}{k! \Gamma(\nu)} \nu^k \left| x_i^{(m)} - x_i^{(p)} \right|^{2k} \quad (85)$$

and also the matrix \mathbf{D}_i^ν whose (m, p) element is

$$\mathbf{D}_i^\nu(m, p) := \frac{\Gamma(-\nu)}{\Gamma(\nu)} \nu^\nu \left| x_i^{(m)} - x_i^{(p)} \right|^{2\nu} \quad (86)$$

For every $i \in \llbracket 1, r \rrbracket$, if the points in the design set differed only through their i -th coordinate, the series expansion of the correlation matrix (using a Matérn anisotropic geometric or tensorized kernel) when $\|\boldsymbol{\mu}\| \rightarrow 0$ (and thus when $\mu_i \rightarrow 0$) would be

$$\boldsymbol{\Sigma}_{\mu_i} = \sum_{0 \leq k < \nu} \mu_i^{2k} \mathbf{D}_i^k + \mu_i^{2\nu} \mathbf{D}_i^\nu + \mathbf{R}_{\mu_i} \quad (87)$$

where $\mu_i^{-2\nu} \|\mathbf{R}_{\mu_i}\| \rightarrow 0$ as $\mu_i \rightarrow 0$.

If a tensorized correlation kernel is used, the correlation matrix $\boldsymbol{\Sigma}_{\boldsymbol{\mu}}^{tens}$ may be written

$$\boldsymbol{\Sigma}_{\boldsymbol{\mu}}^{tens} = \overset{\circ}{\prod}_{i \in \llbracket 1, r \rrbracket} \boldsymbol{\Sigma}_{\mu_i}, \quad (88)$$

where the subscript \circ above the symbol \prod serves to denote the Hadamard product of matrices.

Now, we may express $\boldsymbol{\Sigma}_{\boldsymbol{\mu}}^{tens}$ in the following way :

$$\boldsymbol{\Sigma}_{\boldsymbol{\mu}}^{tens} = \overset{\circ}{\prod}_{i \in \llbracket 1, r \rrbracket} (\boldsymbol{\Sigma}_{\mu_i} - \mu_i^{2\nu} \mathbf{D}_i^\nu - \mathbf{R}_{\mu_i}) + \sum_{i=1}^r \mu_i^{2\nu} \mathbf{D}_i^\nu + \mathbf{R}_{\boldsymbol{\mu}}, \quad (89)$$

where $\mathbf{R}_{\boldsymbol{\mu}}$ is such that $\|\boldsymbol{\mu}\|^{-2\nu} \|\mathbf{R}_{\boldsymbol{\mu}}\| \rightarrow 0$ as $\|\boldsymbol{\mu}\| \rightarrow 0$.

$$\boldsymbol{\Sigma}_{\boldsymbol{\mu}}^{tens} = \sum_{0 \leq k < \nu} \sum_{i=1}^r \sum_{k_i=k} \overset{\circ}{\prod}_{i \in \llbracket 1, r \rrbracket} \mu_i^{2k_i} \mathbf{D}_i^{k_i} + \sum_{i=1}^r \mu_i^{2\nu} \mathbf{D}_i^\nu + \mathbf{R}_{\boldsymbol{\mu}}. \quad (90)$$

Let us consider the set \mathbb{N}^r endowed with the partial order \leq defined by: $\forall (\mathbf{a}, \mathbf{b}) \in \mathbb{N}^r \times \mathbb{N}^r$, $\mathbf{a} \leq \mathbf{b} \iff \forall i \in \llbracket 1, r \rrbracket$, $a_i \leq b_i$. Also define $<$ as usual : $\mathbf{a} < \mathbf{b} \iff (\mathbf{a} \leq \mathbf{b} \text{ and } \mathbf{a} \neq \mathbf{b})$.

Define $\lfloor \boldsymbol{\nu} \rfloor$ as the vector of \mathbb{R}^r whose every component is the integer part of ν .

$$\boldsymbol{\Sigma}_{\boldsymbol{\mu}}^{tens} = \sum_{\mathbf{a} \leq \lfloor \boldsymbol{\nu} \rfloor} \overset{\circ}{\prod}_{i \in \llbracket 1, r \rrbracket} \mu_i^{2a_i} \mathbf{D}_i^{a_i} + \sum_{i=1}^r \mu_i^{2\nu} \mathbf{D}_i^\nu + \mathbf{R}_{\boldsymbol{\mu}}. \quad (91)$$

Lemma 45. *There exists $S > 0$ such that for every $\mathbf{b} \in \mathbb{N}^r$ such that $\forall i \in \llbracket 1, r \rrbracket$, $b_i < \nu$, with the convention $0^0 = 1$, if $\|\boldsymbol{\mu}\|_\infty < S$,*

$$\forall \mathbf{y} \in \mathbb{R}^n, \quad \mathbf{y}^\top \left(\sum_{\mathbf{a} \leq \mathbf{b}} \overset{\circ}{\prod}_{i \in \llbracket 1, r \rrbracket} \mu_i^{2a_i} \mathbf{D}_i^{a_i} \right) \mathbf{y} \geq 0. \quad (92)$$

Proof. Schur's product theorem states that the Hadamard product of positive semi-definite matrices is positive semi-definite. In particular, Lemma 43 implies that provided $\|\boldsymbol{\mu}\|_\infty$ is sufficiently small, the following matrix is positive semi-definite :

$$\prod_{i \in \llbracket 1, r \rrbracket}^{\circ} \sum_{k \in \llbracket 0, b_i \rrbracket} \mu_i^{2k} \mathbf{D}_i^k = \sum_{\mathbf{a} \leq \mathbf{b}} \prod_{i \in \llbracket 1, r \rrbracket}^{\circ} \mu_i^{2a_i} \mathbf{D}_i^{a_i}. \quad (93)$$

This yields equation (92).

The existence of S is then due to $\{\mathbf{b} \in \mathbb{N}^r : \mathbf{b} \leq \lfloor \boldsymbol{\nu} \rfloor\}$ being a finite set. \square

In case a Matérn anisotropic geometric kernel is used, then define for any nonnegative interger $k < \nu$ the matrix $\mathbf{D}^k(\boldsymbol{\mu})$ whose (m, p) element is

$$\mathbf{D}^k(\boldsymbol{\mu})(m, p) := (-1)^k \frac{\Gamma(\nu - k)}{k! \Gamma(\nu)} \nu^k d_{m,p}(\boldsymbol{\mu})^{2k} \quad (94)$$

where $d_{m,p}(\boldsymbol{\mu}) = \|(\mathbf{x}^{(m)} - \mathbf{x}^{(p)}) \boldsymbol{\mu}\|$.

And, similarly, we may define the matrix $\mathbf{D}^\nu(\boldsymbol{\mu})$ whose (m, p) element is

$$\mathbf{D}^\nu(\boldsymbol{\mu})(m, p) := \frac{\Gamma(-\nu)}{\Gamma(\nu)} \nu^\nu d_{m,p}(\boldsymbol{\mu})^{2\nu} \quad \text{if } \nu \in [0, +\infty) \setminus \mathbb{N} \quad (95)$$

We thus have (if $\nu \in [0, +\infty) \setminus \mathbb{N}$)

$$\boldsymbol{\Sigma}_\mu^{geom} = \sum_{0 \leq k < \nu} \mathbf{D}^k(\boldsymbol{\mu}) + \mathbf{D}^\nu(\boldsymbol{\mu}) + \mathbf{R}_\mu \quad (96)$$

where $\|\boldsymbol{\mu}\|^{-2\nu} \|\mathbf{R}_\mu\| \rightarrow 0$ as $\|\boldsymbol{\mu}\| \rightarrow 0$.

The trouble with this series expansion is that the matrices involved depend on $\boldsymbol{\mu}$, so it is convenient to express it as a function of the matrices \mathbf{D}_i^k , which is possible because

$$d_{m,p}(\boldsymbol{\mu})^{2k} = \|\boldsymbol{\mu}\|_\infty^{2k} \sum_{\sum_{i=1}^r k_i = k} \prod_{i=1}^r \frac{k!}{k_i! (k - k_i)!} \alpha_i^{2k_i} \left| x_i^{(m)} - x_i^{(p)} \right|^{2k_i}.$$

With the convention that $0/0 = 1$ and that $\forall \mathbf{a} \in \mathbb{N}^r, |\mathbf{a}| = \sum_{i=1}^r a_i$,

$$\begin{aligned} \boldsymbol{\Sigma}_\mu^{geom} &= \sum_{0 \leq k < \nu} \sum_{\sum_{i=1}^r k_i = k} \prod_{i \in \llbracket 1, r \rrbracket}^{\circ} \frac{k!}{(k - k_i)! \Gamma(\nu - k_i)} \left(\frac{\Gamma(\nu - k)}{k! \Gamma(\nu)} \right)^{\frac{k_i}{k}} \mu_i^{2k_i} \mathbf{D}_i^{k_i} + \mathbf{D}^\nu(\boldsymbol{\mu}) + \mathbf{R}_\mu \\ &= \sum_{\mathbf{a} \leq \lfloor \boldsymbol{\nu} \rfloor} \prod_{i \in \llbracket 1, r \rrbracket}^{\circ} \frac{|\mathbf{a}|!}{(|\mathbf{a}| - a_i)! \Gamma(\nu - a_i)} \left(\frac{\Gamma(\nu - |\mathbf{a}|)}{|\mathbf{a}|! \Gamma(\nu)} \right)^{\frac{a_i}{|\mathbf{a}|}} \mu_i^{2a_i} \mathbf{D}_i^{a_i} + \mathbf{D}^\nu(\boldsymbol{\mu}) + \mathbf{R}_\mu \end{aligned} \quad (97)$$

Define $k_\nu := \bigcap_{\mathbf{b} \leq \lfloor \boldsymbol{\nu} \rfloor} \ker \prod_{i \in \llbracket 1, r \rrbracket}^{\circ} \mathbf{D}_i^{b_i}$.

Proposition 46. *Whether the Matérn kernel is anisotropic geometric or tensorized, there exists a positive constant C depending only on the design set such that, provided $\|\boldsymbol{\mu}\|_\infty$ is sufficiently small, for any $\mathbf{y} \in k_\nu$,*

$$\mathbf{y}^\top \boldsymbol{\Sigma}_\mu \mathbf{y} \leq C \|\mathbf{y}\|^2 \|\boldsymbol{\mu}\|_\infty^{2\nu}.$$

Proof. For Matérn anisotropic geometric kernels, the right inequality follows from Equation 97 and the left from Lemma 41.

For Matérn tensorized kernels, the right inequality follows from Equation 91 and the left from Equation 91 associated with Corollary 44. \square

Consider a positive function λ defined on $\mathbb{N} \times \mathbb{N}$ in the following way. If the correlation kernel is Matérn tensorized, then set λ to be the constant function equal to 1. And if the correlation kernel is Matérn anisotropic geometric, then set for any nonnegative integer k smaller than ν and for any nonnegative integer a smaller than or equal to k : $\lambda(k, a) = \frac{k!}{(k-a)!} \frac{\Gamma(\nu)}{\Gamma(\nu-a)} \left(\frac{\Gamma(\nu-k)}{k! \Gamma(\nu)} \right)^{\frac{a}{k}}$ (with the convention $0/0 = 1$). The value of λ at other triplets of nonnegative integers is of no consequence, and may for example be set at 1. The purpose of this notation is to allow a generic formulation for the following result, so that it is valid for both Matérn tensorized and anisotropic geometric correlation kernels.

Proposition 47. *There exists $S > 0$ such that for every $\mathbf{b} \in \mathbb{N}^r$ such that $\forall i \in \llbracket 1, r \rrbracket, b_i < \nu$, and for every $k \in \llbracket 0, [\nu] \rrbracket$, with the convention $0^0 = 1$, if $\|\boldsymbol{\mu}\|_\infty < S$,*

$$\left(\sum_{\mathbf{a} \leq \mathbf{b}} \prod_{i \in \llbracket 1, r \rrbracket}^{\circ} \lambda(k, a_i) \mu_i^{2a_i} \mathbf{D}_i^{a_i} \right) \quad (98)$$

is a positive semi-definite matrix whose kernel is

$$\bigcap_{\mathbf{a} \leq \mathbf{b}} \ker \left[\prod_{i \in \llbracket 1, r \rrbracket}^{\circ} \mu_i^{2a_i} \mathbf{D}_i^{a_i} \right].$$

Proof. This follows from Lemma 45, once we take into account that $\{\lambda(m_1, m_2) : (m_1, m_2) \in \llbracket 0, [\nu] \rrbracket^2\}$ is a finite set of positive numbers. A formal proof would take much space, so we give only the main idea. A proof can be constructed around the facts that 1) the statement is trivial for $\mathbf{b} = \mathbf{0}_r$ and 2) that, if $\mathbf{a}, \mathbf{b} \in \mathbb{N}^r$ and $\mathbf{a} < \mathbf{b}$, then the ratio of the norms of $\prod_{i \in \llbracket 1, r \rrbracket}^{\circ} \mu_i^{2b_i} \mathbf{D}_i^{b_i}$ and $\prod_{i \in \llbracket 1, r \rrbracket}^{\circ} \mu_i^{2a_i} \mathbf{D}_i^{a_i}$ can be made arbitrarily small when $\|\boldsymbol{\mu}\|_\infty \rightarrow 0$ (provided that $\forall i \in \llbracket 1, r \rrbracket, \mu_i^{2a_i} > 0$, otherwise both matrices are null). \square

Proposition 48. *Assume $\nu > 1$. For every $\mathbf{y} \in \mathbb{R}^n$ that is not orthogonal to $k_\nu := \bigcap_{\mathbf{a} \leq [\nu]} \ker \left[\prod_{i \in \llbracket 1, r \rrbracket}^{\circ} \mathbf{D}_i^{a_i} \right]$, $L(\mathbf{y}|\boldsymbol{\mu})f_i(\mu_i|\boldsymbol{\mu}_{-i})$ is a bounded function of $\boldsymbol{\mu}$.*

Proof. From Proposition 46, we obtain that for any $\mathbf{y} \in \mathbb{R}^n$ that is not orthogonal to k_ν , $(\mathbf{y}^\top \boldsymbol{\Sigma}_\mu^{-1} \mathbf{y})^{-1} = O(\|\boldsymbol{\mu}\|^{2\nu})$ for $\|\boldsymbol{\mu}\| \rightarrow 0$. Besides, Proposition 42 asserts that $\|\boldsymbol{\Sigma}_\mu^{-1}\| = O(\|\boldsymbol{\mu}\|^{-2\nu})$.

Let $v_1(\boldsymbol{\mu}) \geq v_2(\boldsymbol{\mu}) \geq \dots \geq v_n(\boldsymbol{\mu})$ be the ordered eigenvalues of $\boldsymbol{\Sigma}_\mu$. We can now rewrite $L(\mathbf{y}|\boldsymbol{\mu})$ as:

$$L(\mathbf{y}|\boldsymbol{\mu})^2 = \prod_{k=1}^n \left[v_k(\boldsymbol{\mu})^{-1} (\mathbf{y}^\top \boldsymbol{\Sigma}_\mu^{-1} \mathbf{y})^{-1} \right] \quad (99)$$

Clearly, $v_1(\boldsymbol{\mu})^{-1} = O(1)$ as $\|\boldsymbol{\mu}\| \rightarrow 0$, so $v_1(\boldsymbol{\mu})^{-1} (\mathbf{y}^\top \boldsymbol{\Sigma}_\mu^{-1} \mathbf{y})^{-1} = O(\|\boldsymbol{\mu}\|^{2\nu})$. Moreover, every matrix \mathbf{D}_i^1 ($i \in \llbracket 1, r \rrbracket$), when restricted to the kernel of $\mathbf{1}\mathbf{1}^\top$ (that is the hyperplane orthogonal to $\mathbf{1}$), has rank one. Therefore, when $\|\boldsymbol{\mu}\| \rightarrow 0$, $v_2(\boldsymbol{\mu})^{-1} = O(\|\boldsymbol{\mu}\|^{-2})$ so $v_2(\boldsymbol{\mu})^{-1} (\mathbf{y}^\top \boldsymbol{\Sigma}_\mu^{-1} \mathbf{y})^{-1} = O(\|\boldsymbol{\mu}\|^{2\nu-2})$. Finally, for any $k \in \llbracket 3, n \rrbracket$, $v_k(\boldsymbol{\mu})^{-1} (\mathbf{y}^\top \boldsymbol{\Sigma}_\mu^{-1} \mathbf{y})^{-1} = O(1)$.

Therefore, $L(\mathbf{y}|\boldsymbol{\mu}) = O(\|\boldsymbol{\mu}\|^{2\nu-1})$. Given that $f_i(\mu_i|\boldsymbol{\mu}_{-i}) = O(\|\boldsymbol{\mu}\|^{1-2\nu})$, the product $L(\mathbf{y}|\boldsymbol{\mu})f_i(\mu_i|\boldsymbol{\mu}_{-i})$ is bounded when $\|\boldsymbol{\mu}\| \rightarrow 0$. \square

Proposition 49. Assume $\nu < 1$. For every $\mathbf{y} \in \mathbb{R}^n$ that is not colinear to $\mathbf{1}$, when $\|\boldsymbol{\mu}\| \rightarrow 0$, $L(\mathbf{y}|\boldsymbol{\mu})f_i(\mu_i|\boldsymbol{\mu}_{-i}) = O(\mu_i^{-1+\nu})$.

Proof. This proof is similar to the previous one.

From Proposition 46, we obtain that for any $\mathbf{y} \in \mathbb{R}^n$ that is not colinear to $\mathbf{1}$, $(\mathbf{y}^\top \boldsymbol{\Sigma}_\mu^{-1} \mathbf{y})^{-1} = O(\|\boldsymbol{\mu}\|^{2\nu})$ for $\|\boldsymbol{\mu}\| \rightarrow 0$. Moreover, Proposition 42 asserts that $\|\boldsymbol{\Sigma}_\mu^{-1}\| = O(\|\boldsymbol{\mu}\|^{-2\nu})$.

Using the notations of the previous proof, $v_1(\boldsymbol{\mu})^{-1} = O(1)$, thus $v_1(\boldsymbol{\mu})^{-1} (\mathbf{y}^\top \boldsymbol{\Sigma}_\mu^{-1} \mathbf{y})^{-1} = O(\|\boldsymbol{\mu}\|^{2\nu})$, which yields that $L(\mathbf{y}|\boldsymbol{\mu}) = O(\|\boldsymbol{\mu}\|^\nu)$. From there, we obtain that $L(\mathbf{y}|\boldsymbol{\mu}) \|\boldsymbol{\Sigma}_\mu^{-1}\| = O(\|\boldsymbol{\mu}\|^{-\nu}) = O(\mu_i^{-\nu})$.

Lemma 27 implies that when $\|\boldsymbol{\mu}\| \rightarrow 0$, $\left\| \frac{\partial}{\partial \mu_i} \boldsymbol{\Sigma}_\mu \right\| = O(\mu_i^{-1+2\nu})$.

Putting all this together, we obtain that $L(\mathbf{y}|\boldsymbol{\mu})f_i(\mu_i|\boldsymbol{\mu}_{-i}) = O(\mu_i^{-1+\nu})$. \square

Lemma 50. Assume $1 < \nu < 2$. Then, provided $n > r + 2$, k_ν has positive dimension.

Proof. Consider the Matérn anisotropic geometric case. For all $\boldsymbol{\mu} \neq \mathbf{0}_r$, $\mathbf{D}_1(\boldsymbol{\mu})$ is a Euclidean distance matrix. As such, its rank is no greater than $r + 2$ [Gower, 1985]. To see this, denote \mathbf{X} the $n \times r$ matrix whose rows give the coordinates of the points in the design set in the canonical basis. Now denote \mathbf{X}_μ the matrix representing the design set after taking into account the deformation of the space induced by $\boldsymbol{\mu}$: \mathbf{X}_μ is the product of the matrix \mathbf{X} and of the diagonal matrix whose diagonal entries are the elements of $\boldsymbol{\mu}$. Then, denoting \mathbf{V}_μ the vector whose entries are the diagonal elements of $\mathbf{X}_\mu \mathbf{X}_\mu^\top$, we have

$$\mathbf{D}^1(\boldsymbol{\mu}) = \sum_{i=1}^r \mu_i^2 \mathbf{D}_i^2 = \mathbf{1} \mathbf{V}_\mu^\top + \mathbf{V}_\mu \mathbf{1}^\top + \mathbf{X}_\mu \mathbf{X}_\mu^\top.$$

Clearly, $\mathbf{1}$ is a vector of the image of $\mathbf{D}_1(\boldsymbol{\mu})$ and thus the rank of $\mathbf{1} \mathbf{1}^\top + \mathbf{D}^1(\boldsymbol{\mu})$ is no greater than the rank of $\mathbf{D}^1(\boldsymbol{\mu})$.

Proposition 47 implies that, provided $\|\boldsymbol{\mu}\|$ is sufficiently small and $\forall i \in \llbracket 1, r \rrbracket$, $\mu_i \neq 0$, the kernel of the matrix $\mathbf{1} \mathbf{1}^\top + \mathbf{D}^1(\boldsymbol{\mu})$ is k_ν , so k_ν has dimension at least $n - r - 2 > 0$. \square

Lemma 51. Assume $2 < \nu < 3$. Then, provided $n > r(r+1)/2 + 2r + 3$, k_ν has positive dimension.

Proof. This proof is similar to the previous one, so we use the same notations. Denote $\text{Diag}(\mathbf{V}_\mu)$ the diagonal matrix whose diagonal entries are the components of \mathbf{V}_μ .

$$\begin{aligned} \mathbf{D}^2(\boldsymbol{\mu}) = & \mathbf{1} [\mathbf{V}_\mu \circ \mathbf{V}_\mu]^\top + [\mathbf{V}_\mu \circ \mathbf{V}_\mu] \mathbf{1}^\top + 2 \mathbf{V}_\mu \mathbf{V}_\mu^\top \\ & - 4 \text{Diag}(\mathbf{V}_\mu) \mathbf{X}_\mu \mathbf{X}_\mu^\top - 4 \mathbf{X}_\mu \mathbf{X}_\mu^\top \text{Diag}(\mathbf{V}_\mu) \\ & + \sum_{1 \leq k \leq l \leq r} \left(\mathbf{X}_\mu^{(k)} \circ \mathbf{X}_\mu^{(l)} \right) \left(\mathbf{X}_\mu^{(k)} \circ \mathbf{X}_\mu^{(l)} \right)^\top \end{aligned} \quad (100)$$

The image of $\mathbf{1} \mathbf{1}^\top + \mathbf{D}^1(\boldsymbol{\mu}) + \mathbf{D}^2(\boldsymbol{\mu})$ is thus contained within the vectorial space spanned by the matrices $\mathbf{1}$, \mathbf{V}_μ , \mathbf{X}_μ , $\mathbf{V}_\mu \circ \mathbf{V}_\mu$, $\text{Diag}(\mathbf{V}_\mu) \mathbf{X}_\mu$, and $\mathbf{X}_\mu^{(k)} \circ \mathbf{X}_\mu^{(l)}$ ($\forall (k, l) \in \llbracket 1, r \rrbracket^2$), so its dimension is at most $1 + 1 + r + 1 + r + r(r+1)/2 = r(r+1)/2 + 2r + 3$. Proposition 47 implies that, provided $\|\boldsymbol{\mu}\|$ is sufficiently small and $\forall i \in \llbracket 1, r \rrbracket$, $\mu_i \neq 0$, the kernel of the matrix $\mathbf{1} \mathbf{1}^\top + \mathbf{D}^1(\boldsymbol{\mu}) + \mathbf{D}^2(\boldsymbol{\mu})$ is k_ν , so k_ν has dimension at least $n - (r(r+1)/2 + 2r + 3) > 0$. \square

Proposition 52. *For Matérn anisotropic geometric or tensorized kernels, if $\mathbf{y} \in \mathbb{R}^n$ is not orthogonal to k_ν , then the conditional posterior distribution $\pi_i(\mu_i|\mathbf{y}, \boldsymbol{\mu}_{-i})$, seen as a function of $\boldsymbol{\mu}$, is continuous over $\{\boldsymbol{\mu} \in [0, +\infty)^r : \mu_i \neq 0\}$.*

Moreover,

$$\forall \mu_i > 0, \quad \pi_i(\mu_i|\mathbf{y}, \boldsymbol{\mu}_{-i} = \mathbf{0}_{r-1}) = \frac{L(\mathbf{y}|\mu_i, \boldsymbol{\mu}_{-i} = \mathbf{0}_{r-1})f_i(\mu_i|\boldsymbol{\mu}_{-i} = \mathbf{0}_{r-1})}{\int_0^\infty L(\mathbf{y}|\mu_i = t, \boldsymbol{\mu}_{-i} = \mathbf{0}_{r-1})f_i(\mu_i = t|\boldsymbol{\mu}_{-i} = \mathbf{0}_{r-1})dt} > 0.$$

Proof. Given Proposition 28 and the fact that $\forall \mathbf{y} \in \mathbb{R}^n$, $\forall i \in \llbracket 1, r \rrbracket$ and $\forall \mu_i \in (0, +\infty)$, as $\|\boldsymbol{\mu}_{-i}\| \rightarrow 0$, $L(\mathbf{y}|\boldsymbol{\mu})f_i(\mu_i|\boldsymbol{\mu}_{-i})$ converges pointwise to $L(\mathbf{y}|\mu_i, \boldsymbol{\mu}_{-i} = \mathbf{0}_{r-1})f_i(\mu_i|\boldsymbol{\mu}_{-i} = \mathbf{0}_{r-1})$, we only need to show that

$$\int_0^\infty L(\mathbf{y}|\mu_i = t, \boldsymbol{\mu}_{-i})f_i(\mu_i = t|\boldsymbol{\mu}_{-i})dt \xrightarrow{\|\boldsymbol{\mu}_{-i}\| \rightarrow 0} \int_0^\infty L(\mathbf{y}|\mu_i = t, \boldsymbol{\mu}_{-i} = \mathbf{0}_{r-1})f_i(\mu_i = t|\boldsymbol{\mu}_{-i} = \mathbf{0}_{r-1})dt < +\infty. \quad (101)$$

Lemma 27 implies that there exists $M_i > 0$ such that

$$\begin{aligned} L(\mathbf{y}|\boldsymbol{\mu})f_i(\mu_i|\boldsymbol{\mu}_{-i}) &= L(\mathbf{y}|\boldsymbol{\mu}) \|\boldsymbol{\Sigma}_\mu^{-1}\| \|\boldsymbol{\Sigma}_{\boldsymbol{\mu}_{-i}}^{-1}\|^{-1} f_i(\mu_i|\boldsymbol{\mu}_{-i}) \\ &\leq L(\mathbf{y}|\boldsymbol{\mu}) \|\boldsymbol{\Sigma}_\mu^{-1}\| M_i \mu_i^{-2} \end{aligned} \quad (102)$$

Lemma 30 then ensures $\|\boldsymbol{\Sigma}_\mu^{-1} - \mathbf{I}_n\| \rightarrow 0$ as $\mu_i \rightarrow +\infty$, so the right member of the inequality is integrable in the neighborhood of $+\infty$. Let us now focus on the neighborhood of 0.

If $\nu > 1$, Proposition 48 asserts that $L(\mathbf{y}|\boldsymbol{\mu})f_i(\mu_i|\boldsymbol{\mu}_{-i})$ is bounded in the neighborhood of 0.

If $\nu < 1$, Proposition 49 asserts that $L(\mathbf{y}|\boldsymbol{\mu})f_i(\mu_i|\boldsymbol{\mu}_{-i})\mu_i^{1-\nu}$ is bounded in the neighborhood of 0.

Therefore, there exists a function independent of $\boldsymbol{\mu}_{-i}$ that is both greater than $L(\mathbf{y}|\boldsymbol{\mu})f_i(\mu_i|\boldsymbol{\mu}_{-i})$ and integrable over $\mu_i \in (0, +\infty)$, so the dominated convergence theorem is applicable. \square

We are now finally able to prove Proposition 12.

Proof of Proposition 12. For almost any $\mathbf{y} \in \mathbb{R}^n$ and for any $i \in \llbracket 1, r \rrbracket$, we have the following :

- (a) Proposition 39 implies that for almost any $\mathbf{y} \in \mathbb{R}^n$, for any $i \in \llbracket 1, r \rrbracket$ and any $\mu_i \in (0, +\infty)$, there exists a compact neighborhood $N_i(\mu_i)$ of $\mathbf{0}_{r-1}$ within $[0, +\infty)^r$ such that $\inf\{\pi(\mu_i|\mathbf{y}, \boldsymbol{\mu}_{-i}) : \boldsymbol{\mu}_{-i} \in [0, +\infty)^{r-1} \setminus N_i(\mu_i)\} > 0$.
- (b) Proposition 52 ensures that $\pi(\mu_i|\mathbf{y}, \boldsymbol{\mu}_{-i})$ is a continuous and positive function of $\boldsymbol{\mu}$ on $\{\boldsymbol{\mu} \in [0, +\infty)^r : \mu_i \neq 0\}$. In particular, this implies that for any $\mu_i \in (0, +\infty)$ and any compact neighborhood $N_i(\mu_i)$ of $\mathbf{0}_{r-1}$ within $[0, +\infty)^r$, $\inf\{\pi(\mu_i|\mathbf{y}, \boldsymbol{\mu}_{-i}) : \boldsymbol{\mu}_{-i} \in N_i(\mu_i)\} > 0$.

Putting these two facts together, we obtain that $m_{i,\mathbf{y}} : \mu_i \mapsto \inf\{\pi(\mu_i|\mathbf{y}, \boldsymbol{\mu}_{-i}) : \boldsymbol{\mu}_{-i} \in [0, +\infty)^{r-1}\}$ is a positive measurable function on $(0, +\infty)$. \square

References

- M. Abramowitz and I. A. Stegun, editors. *Handbook of mathematical functions with formulas, graphs, and mathematical tables*, volume 55 of *Applied Mathematics Series*. National Bureau of Standards, 1964.
- E. Anderes. On the consistent separation of scale and variance for Gaussian random fields. *Annals of Statistics*, 38:870–893, 2010.
- I. Andrianakis and P. G. Challenor. The effect of the nugget on gaussian process emulators of computer models. *Computational Statistics & Data Analysis*, 56(12):4215–4228, 2012.
- F. Bachoc. *Parametric estimation of covariance function in Gaussian-process based Kriging models. Application to uncertainty quantification for computer models*. PhD thesis, Université Paris Diderot, 2013.
- J. O. Berger and J. M. Bernardo. On the Development of Reference Priors. *Bayesian statistics*, 4(4):35–60, 1992.
- J. O. Berger, V. De Oliveira, and B. Sansó. Objective Bayesian analysis of spatially correlated data. *Journal of the American Statistical Association*, 96(456):1361–1374, 2001.
- J. O. Berger, J. M. Bernardo, and D. Sun. The formal definition of reference priors. *Annals of Statistics*, 37(2):905–938, 2009.
- J. M. Bernardo. Reference Posterior Distributions for Bayesian Inference. *Journal of the Royal Statistical Society. Series B (Methodological)*, pages 113–147, 1979.
- B. S. Clarke and A. R. Barron. Jeffreys’ prior is asymptotically least favorable under entropy risk. *Journal of Statistical planning and Inference*, 41(1):37–60, 1994.
- V. De Oliveira, B. Kadem, and D. A. Short. Bayesian Prediction of Transformed Gaussian Random Fields. *Journal of the American Statistical Association*, 92:1422–1433, 1997.
- J.C. Gower. Properties of Euclidean and non-Euclidean distance matrices. *Linear Algebra and its Applications*, 67:81–97, 1985.
- M. Gu. *Robust Uncertainty Quantification and Scalable Computation for Computer Models with Massive Output*. PhD thesis, Duke University, 2016.
- M. S. Handcock and M. L. Stein. A Bayesian Analysis of Kriging. *Technometrics*, 35:403–410, 1993.
- H. Hotelling. New light on the correlation coefficient and its transforms. *Journal of the Royal Statistical Society. Series B (Methodological)*, 15(2):193–232, 1953.
- A. G. Journel and Ch. J. Huijbregts. *Mining geostatistics*. Academic press, 1978.
- H. Kazianka and J. Pilz. Objective bayesian analysis of spatial data with uncertain nugget and range parameters. *Canadian Journal of Statistics*, 40(2):304–327, 2012.
- M. C. Kennedy and A. O’Hagan. Bayesian calibration of computer models. *Journal of the Royal Statistical Society: Series B (Statistical Methodology)*, 63(3):425–464, 2001.

- R. Li and A. Sudjianto. Analysis of computer experiments using penalized likelihood in gaussian kriging models. *Technometrics*, 47(2):111–120, 2005.
- B. Matérn. *Spatial Variation*. Springer-Verlag, Berlin, 2nd edition, 1986.
- R. Paulo. Default priors for Gaussian processes. *Annals of Statistics*, 33(2):556–582, 2005.
- C. E. Rasmussen and C. K. I. Williams. *Gaussian processes for machine learning*. MIT Press, 2006.
- C. Ren, D. Sun, and C. He. Objective bayesian analysis for a spatial model with nugget effects. *Journal of Statistical Planning and Inference*, 142(7):1933–1946, 2012.
- C. Ren, D. Sun, and S. K. Sahu. Objective bayesian analysis of spatial models with separable correlation functions. *Canadian Journal of Statistics*, 41(3):488–507, 2013.
- C. P. Robert, N. Chopin, and J. Rousseau. Harold Jeffreys’s Theory of Probability Revisited. *Statistical Science*, 24(2):141–172, 2009.
- T. J. Santner, B. J. Williams, and W. I. Notz. *The Design and Analysis of Computer Experiments*. Springer-Verlag, New York, 2003.
- I.T. Schoenberg. On certain Metric Spaces arising from Euclidean Spaces by a change of metric and their imbedding in Hilbert Space. *Annals of Mathematics*, 38(4):787–793, 1937.
- M. L. Stein. *Interpolation of Spatial Data. Some Theory for Kriging*. Springer Series in Statistics. Springer-Verlag, New York, 1999.
- H. Wackernagel. *Multivariate Geostatistics*. Springer-Verlag, Berlin, 1995.
- A. M. Yaglom. *Correlation Theory of Stationary and Related Random Functions 1. Basic Results*. Springer-Verlag, New York, 1987.
- H. Zhang. Inconsistent Estimation and Asymptotically Equal Interpolations in Model-based Geostatistics. *Journal of the American Statistical Association*, 99(465):250–261, 2004.