

Poisson-Nernst-Planck equations with steric effects - non-convexity and multiple stationary solutions

Nir Gavish*

Mathematics Department, Technion - IIT

Abstract

We study the existence and stability of stationary solutions of Poisson-Nernst-Planck equations with steric effects (PNP-steric equations) with two counter-charged species. These equations describe steady current through open ionic channels quite well. The current levels in open ionic channels are known to switch between open or closed states in a spontaneous stochastic process called gating, suggesting that their governing equations should give rise to multiple stationary solutions that enable such multi-stable behavior. We show that within a range of parameters, steric effects give rise to multiple stationary solutions that are smooth. These solutions, however, are all unstable under PNP-steric dynamics. Following these findings, we introduce a novel PNP-Cahn-Hilliard model, and show that it admits multiple stationary solutions that are smooth and stable. The various branches of stationary solutions and their stability are mapped utilizing bifurcation analysis and numerical continuation methods.

1 Introduction

It is difficult to overstate the importance of electrolyte solutions in biological and electrochemical systems. The pioneering studies of Nernst and Planck in 1889-1890 [33, 34] led to the Poisson-Nernst-Planck (PNP) theory, which is one of the most widely used continuum mean-field model to describe electrolyte behavior. PNP theory, however, is valid only at exceedingly dilute solutions due to various underlying assumptions. In particular, the model assumes point-like ions, while neglecting crowding effects due to the finite-size of the ions. The shortcomings of the PNP model has led to the development of a wide family of generalized Poisson-Nernst-Planck models that take into account ion-ion and/or ion-solvent interactions [6, 8, 26, 3, 31, 37, 12, 11, 32, 22, 19, 5, 7, 20, 4, 35, 2, 16, 30]; for an overview the reader is also referred to [1, 24] and references within. Among these models, we particularly focus here on the PNP-steric [27, 22] model which accounts for steric effects due to the finite size of the ions, and which was successfully used to model permeability and selectivity in ion channels [22],

$$\begin{aligned} \frac{\partial c_i}{\partial t} + \nabla \cdot J_i &= 0, \quad i = 1, 2, \dots, N, \\ \phi_{xx} + \sum_{i=1}^N z_i c_i &= 0, \end{aligned} \tag{1a}$$

where

$$J_i = -c_i \nabla \left(\log c_i + z_i \phi + \sum_{j=1}^N g_{ij} c_j \right). \tag{1b}$$

The above system is written using non-dimensional variables, where c_i are the concentrations of the i^{th} ionic species with corresponding valence z_i , ϕ is the electric potential, and $g_{ij} = g_{ij}$ are non-negative constants depending on ion radii and the energy coupling constant of the i^{th} and j^{th} species ions [22]. When $g_{ij} = 0$ for all $1 \leq i, j \leq N$, the PNP-steric equations reduces to the classical PNP model that does not account for finite-size effects.

A wide family of generalized PNP models share common features - these models give rise to unique stationary solutions which in the absence of applied external potential reduces to a homogenous state [1, 15].

*ngavish@tx.technion.ac.il

The uniqueness of a stationary solution, however, is challenged by observations of ionic currents through ionic channels. Indeed, experiments [14] and simulations [25] measuring currents through single protein channels show that single channels switch between open or closed states in a spontaneous stochastic process called gating. Currents are either (nearly) zero or at a definite level, characteristic of each type of protein, independent of time, once the channel is open. These observations of a bi-stable system strongly suggest that an underlying model for ion channels should have multiple stationary solutions, one corresponding to an ‘open’ state and another to a ‘closed’ state. Following this insight, the recent work [28] due to Lin and Eisenberg considered the existence of multiple stationary solutions of the (non-dimensional) PNP-steric equations (1).

The study [28] showed that when $N = 2$, $z_1 > 0 > z_2$ and $g_{11} = g_{22}$, the PNP-steric system gives rise to a single stationary solution, but proved the existence of multiple stationary solutions in multi-species systems, $N \geq 3$. A following work [23] relaxes the assumption $g_{11} = g_{22}$, and characterizes parameter regimes in which the PNP-steric system admits single, double or triple discontinuous stationary solutions. Both these works, considered solely the stationary equations

$$\log c_i + z_i \phi + \sum_{j=1}^2 g_{ij} c_j = \lambda_i, \quad i = 1, \dots, N, \quad (2)$$

where λ_i is a Lagrange multiplier associated with the conservation of mass, coupled with Poisson’s equation. Particularly, these studies characterized branches of solutions that are functions of ϕ , i.e. $c_i = c_i(\phi)$, defined by the algebraic system (2). Dynamics were not considered in these studies. It, therefore, remains an open question whether the PNP-steric model with two species admits smooth multiple stationary solutions, and whether these solutions would be stable under PNP-steric dynamics.

1.1 Main results and paper outline

In this work, we study the PNP-steric system with two counter-charged species. We show that under certain conditions, particularly, for sufficiently concentrated (large L^1 norm or average ionic concentration) initial conditions, the system does give rise to smooth multiple stationary solutions, but that these solutions are all unstable under PNP-steric dynamics. The finding that the PNP-steric system becomes unstable for concentrated solutions raises a need to develop a model that is valid in this regime. In the second part of this study, we introduce a novel PNP-Cahn-Hilliard model which is valid at high bulk concentrations. We show that this model gives rise to multiple stationary solutions that are stable with respect to PNP-CH dynamics. These stationary solutions differ by their bulk structure. Utilizing bifurcation analysis and a numerical continuation study, we map the various branches of stationary solutions.

The paper is organized as follows. In Section 2 we briefly review the PNP-steric model derivation. In Section 3 we show that under certain conditions, the corresponding free energy of the PNP-steric model is convex, and review the theory of generalized PNP models with convex energy. In particular, these models give rise to a unique stationary solution. Section 4 focuses on the case where the corresponding free energy of the PNP-steric system is non-convex. In contrast to the previous works [28, 23], we do not focus on the study of the solutions profiles $c_i(\phi)$, but rather present a different approach, and consider the solutions trajectories in the (c_1, c_2) plane. We show that the (c_1, c_2) plane can be divided into two regions, D^{convex} in which the corresponding free energy of the PNP-steric system is locally convex and D^{concave} in which the free energy is locally concave in (c_1, c_2) . We then present a classification of trajectories based on their path within these two regions. Solution trajectories which are fully contained in D^{convex} (aka type I trajectories) are studied in Section 4.1, and are shown to reflect the case where steric interactions are of perturbative nature, namely, they do not change qualitative properties of the stationary solutions. In contrast, solutions which at the bulk reside in D^{concave} reflect a case where steric effects change the qualitative behavior of the equation and give rise to structure formation in the bulk (aka type III solutions). In Section 4.2 we characterize periodic solutions of the PNP-steric system in this case, and show that they co-exist with the homogenous stationary solution. The above, thus, presents a full characterization of multiple stationary solutions of the PNP-steric model. Next, however, we go beyond the study of the stationary equations and consider stability of the stationary solutions with respect to PNP-steric dynamics. Our results show the PNP-steric system becomes unstable for concentrated solutions, and in particular in the regimes where multiple stationary solutions arise. Section 4.3 presents an interim summary of the study of the PNP-steric model, as well as a discussion regarding the reasons for the failure of the PNP-steric system to describe concentrated solutions: Intuitively, in classical PNP theory, it is the entropy that regularizes the solution and drives the system toward a spatially homogenous state. At high bulk concentrations, we show, however, that steric effects dominate entropic effects. Consequently, entropy

fails to regularize the solution and the system becomes unstable as it is pushed toward higher and higher frequencies. To overcome this problem, in Section 5 we introduce a gradient energy term which regularizes the solution by direct energetic penalty of large gradients, giving rise to the PNP-Cahn-Hilliard (PNP-CH) system. Such gradient energy terms arise naturally in Cahn-Hilliard (Ginzburg-Landau) mixture theory [9], and has been recently used to model steric interactions in ionic liquids [17]. Section 5.1 presents the derivation of the PNP-CH system. Sections 5.2 and 5.3 present the linear and weakly nonlinear stability analysis of the homogenous state in an infinite domain, and characterizes the regimes in which super-critical and sub-critical bifurcations arise. Sections 5.4 and 5.5 consider the case of finite domain with possible applied voltage using numerical continuation techniques. The results present a wide family of stable stationary solutions of the PNP-CH system, showing that finite domain has a significant effect on the solutions and their stability. Numerical methods are discussed in Section 6, and concluding remarks are presented in Section 7.

2 The PNP-steric Model

We briefly recall the PNP-steric model [27, 22]. For simplicity, we consider only the case of an electrolyte with two ionic species c_1, c_2 with valences z_1, z_2 , respectively, such that

$$z_1 > 0 > z_2. \quad (3)$$

The solution is bounded between two electrodes which are situated at $x = -L$ and $x = L$, with surface charge density such that the electric potential ϕ on the walls equals,

$$\phi(\pm L) = \phi_{\pm L}, \quad (4)$$

where the reference potential is taken to be zero voltage at the bulk¹. The system is globally electroneutral,

$$z_1 \bar{c}_1 + z_2 \bar{c}_2 + \rho_0 = 0, \quad (5)$$

where \bar{c}_i is the average density of the i^{th} ionic species

$$\bar{c}_i := \frac{1}{2L} \int_{-L}^L c_i(x) dx, \quad (6)$$

and where ρ_0 is a possible permanent ‘background’ charge density. The solvent is described as a dielectric medium with a uniform dielectric response ϵ .

The action potential describing the system is given by

$$\mathcal{A}(c_1, c_2, \phi) = \int_{-L}^L k_B T \underbrace{\sum_{i=1}^2 c_i \left(\ln \frac{c_i}{\bar{c}_i} - 1 \right)}_{\text{entropy}} + \underbrace{q \mathbf{z}^T \mathbf{c} \phi - \frac{\epsilon}{2} |\nabla \phi|^2}_{\text{electrostatic}} + \underbrace{\frac{1}{2} \mathbf{c}^T \mathbf{G} \mathbf{c}}_{\text{steric}} dx, \quad (7)$$

where $\mathbf{c} = (c_1, c_2)$, $\mathbf{z} = (z_1, z_2)$, $\bar{\mathbf{c}} = (\bar{c}_1, \bar{c}_2)$, q is the unit of electrostatic charge, k_B is Boltzmann’s constant, and T is the temperature. The action potential consists of the standard entropic and electrostatic free energy together with a correction functional $\mathbf{c}^T \mathbf{G} \mathbf{c}$, where $\mathbf{G} = [g_{ij}]$ is a symmetric 2×2 matrix with non-negative entries, which accounts for steric interactions between ions [27, 22]. Particularly, when $\mathbf{G} \equiv \mathbf{0}$, steric interactions are neglected and the action potential \mathcal{A} reduces to the action potential corresponding to the Poisson-Nernst-Planck model.

Requiring that ϕ is a critical point of the action \mathcal{A} yields Poisson’s equation

$$0 = \frac{\delta \mathcal{A}}{\delta \phi} = \epsilon \phi_{xx} + q (\mathbf{z}^T \mathbf{c} + \rho_0) = 0. \quad (8a)$$

The (Wasserstein) gradient flow along the action,

$$\frac{dc_i}{dt} = \check{D} \nabla \cdot \left(c_i \nabla \frac{\delta \mathcal{A}}{\delta c_i} \right), \quad i = 1, 2,$$

¹Namely, at $L \rightarrow \infty$, the average electric potential at the interior of the domain is zero. This implies that the homogenous state (\bar{c}_1, \bar{c}_2) is a stationary solution of the PNP-steric system when $\phi_{\pm L} = 0$.

where \check{D} is the diffusion coefficient, gives rise to generalized Nernst-Planck equations for the ionic transport

$$\frac{dc_i}{dt} + \nabla \cdot J_i = 0, \quad J_i = -\check{D}c_i \nabla \frac{\delta \mathcal{A}}{\delta c_i} = -\check{D}c_i \nabla \left(k_B T \log c_i + z_i q \phi + \sum_{j=1}^2 g_{ij} c_j \right). \quad (8b)$$

Introduction of the non-dimensional variables

$$\tilde{\phi} = \frac{q}{k_B T} \phi, \quad \tilde{x} = \frac{x}{\lambda_D}, \quad \tilde{c}_i = \frac{c_i}{c^o}, \quad \tilde{\bar{c}}_i = \frac{\bar{c}_i}{c^o}, \quad \tilde{\mathbf{G}} = \frac{1}{k_B T} \mathbf{G}, \quad \tilde{t} = \frac{\lambda_D^2}{\check{D} k_B T} t, \quad (9)$$

where λ_D is the Debye length

$$\lambda_D := \sqrt{\frac{k_B T \varepsilon}{q^2 c^o}},$$

and c^o is an arbitrary reference density, see remark 1 below, yields the PNP-steric equation (presented after omitting the tildes)

$$\begin{aligned} \frac{dc_i}{dt} + \nabla \cdot J_i &= 0, \quad J_i = -c_i \nabla \left(\log c_i + z_i \phi + \sum_{j=1}^2 g_{ij} c_j \right), \\ \phi_{xx} &= -(\mathbf{z}^T \mathbf{c} + \rho_0), \end{aligned} \quad (10a)$$

subject to the boundary conditions

$$\phi(\pm L) = \phi_{\pm L}, \quad J_i|_{\pm L} = 0. \quad (10b)$$

In particular, the stationary charge density profiles satisfy the Poisson-Boltzmann-steric (PB-steric) equations, composed of generalized Boltzmann equations

$$\frac{\delta \mathcal{A}}{\delta c_i} = \log c_i + z_i \phi + \sum_{j=1}^2 g_{ij} c_j = \lambda_i(\bar{\mathbf{c}}) = \log \bar{c}_i + \sum_{j=1}^2 g_{ij} \bar{c}_j, \quad i = 1, 2, \quad (11a)$$

coupled with Poisson's equation

$$\phi_{xx} = -(\mathbf{z}^T \mathbf{c} + \rho_0), \quad (11b)$$

and subject to the boundary conditions

$$\phi(\pm L) = \phi_{\pm L}. \quad (11c)$$

Here, λ_i is chosen so the reference electric potential is (arbitrarily) set to $\phi = 0$ when $c_i = \bar{c}_i$.

Remark 1. Note the explicit dependence of λ_i in $\bar{\mathbf{c}}$, see (11a). Typically, this explicit dependence is eliminated by setting the reference density c^o , see (9), to be the bulk density, e.g., $\bar{c} = \bar{c}_1$. We retain an arbitrary reference density, c^o , in order to preserve the central role played by the connection between the bulk densities \bar{c}_i and the Lagrange multipliers.

3 The case of convex energy and the functions $c_i(\phi)$

The free energy is attained by substituting Poisson's equation (8a) into the action potential (7), and rescaling by (9), yielding

$$\mathcal{E}(c_1, c_2, \phi) = \int_{-L}^L \underbrace{h(c_1, c_2)}_{\text{entropy+steric}} + \underbrace{\frac{\epsilon}{2} |\nabla \phi|^2}_{\text{electrostatic}} dx, \quad (12)$$

where

$$h(\mathbf{c}) = \sum_{i=1}^2 c_i \left(\ln \frac{c_i}{\bar{c}_i} - 1 \right) + \frac{1}{2} \mathbf{c}^T \mathbf{G} \mathbf{c}. \quad (13)$$

In [15], we have studied the case of a general function h , aka the family of generalized PNP models with corresponding free energy (12). In particular, we focused on the case when the function h is strictly convex. As will be shown, in this case the corresponding generalized PNP model cannot give rise to multiple stationary

solutions. Nevertheless, for completeness and to allow comparison, we briefly review this case of a convex free energy.

By Lemma [15, Lemma 1], for any strictly convex function h , the generalized Boltzmann system

$$h_{c_1}(\mathbf{c}) + z_1\phi = h_{c_1}(\bar{\mathbf{c}}), \quad h_{c_2}(\mathbf{c}) + z_2\phi = h_{c_2}(\bar{\mathbf{c}}),$$

uniquely defines the functions $\{c_1(\phi, \bar{\mathbf{c}}), c_2(\phi, \bar{\mathbf{c}})\}$.

$$\begin{bmatrix} \phi \\ E \end{bmatrix}_x = \begin{bmatrix} E \\ -\mathbf{z}^T \mathbf{c}(\phi; \bar{\mathbf{c}}) - \rho_0 \end{bmatrix}, \quad (14)$$

where the dependence of $\mathbf{c} = (c_1, c_2)$ upon ϕ depends on $h(c_1, c_2)$ via the corresponding generalized Boltzmann system. The system (14), together with (11a), uniquely defines a stationary solution $(c_1(x), c_2(x), \phi(x))$ of the corresponding generalized PNP equations [15]. Furthermore, in [15], we have shown that, for all strictly convex h , the dynamical systems (14) are locally homeomorphic. In this sense, all generalized Poisson-Boltzmann systems with strictly convex h , “behave the same”. In particular, at the limit of zero applied voltage $\phi_{\pm L} \rightarrow 0$, the solutions of all such generalized Poisson-Boltzmann systems, subject to the constraint (6), tend to the homogenous bulk state $\mathbf{c} \equiv (\bar{c}_1, \bar{c}_2)$ [15, Section 3.1]. Trivially, these stationary solutions are minimizers of the energy \mathcal{E} , and therefore are stable under Nernst-Planck dynamics which are (Wasserstein) gradient flows along \mathcal{E} .

In the case of the PNP-steric system, see (13),

$$\text{diag}(\mathbf{c})\text{Hessian}_{\mathbf{c}}(h) = I + \text{diag}(\mathbf{c})\mathbf{G}. \quad (15)$$

Lemma 1. *The PNP-steric system (10) has a corresponding strictly convex free energy, h , for all $\mathbf{c} > 0$ if and only if \mathbf{G} is p.s.d.*

Proof. Note that the Lemma also applies to the case of multi-species $N \geq 2$.

If G is p.s.d., then by (15), $\text{Hessian}_{\mathbf{c}}(h)$ is a positive definite matrix, hence h is strictly convex.

Assume that G is not p.s.d., then \mathbf{G} has at least one negative eigenvalue $\lambda_- < 0$ with corresponding eigenvector v_- , i.e.,

$$\mathbf{G}v_- = \lambda_- v_-, \quad \lambda_- < 0.$$

Let $\mathbf{c}_- = -(1/\lambda_-, \dots, 1/\lambda_-)$. Then,

$$\text{diag}(\mathbf{c}_-)\mathbf{G}v_- = -v_-$$

Hence, $\mathbf{I} + \text{diag}(\mathbf{c}_-)\mathbf{G}$ is singular, where $v_- \in \ker\{\text{Hessian}_{\mathbf{c}}(h)\}$, implying that h is not strictly convex for all $\mathbf{c} > 0$, see (15). \square

Figure 1A presents an example of the stationary profiles of the PNP-steric (10) in a case where \mathbf{G} is positive-definite. It can be seen that in the interior of the domain, and far from the boundaries, the solution reaches a homogenous state. The profiles $c_i(\phi)$, corresponding to the solution of Figure 1A, are presented in Figure 1C. As expected, see [15, Lemma 1], these profiles define unique functions of ϕ which satisfy (11a). The focus of this work is on multiple stationary solutions. Therefore, in what follows, we will consider the PNP-steric model when h is not convex.

4 Non-convex energetic landscape of the PNP-steric system

Let us consider stationary solutions of the PNP-steric system (10) with counter-charged two species in the non-convex case, i.e., the case $|\mathbf{G}| < 0$, see Lemma 1. In what follows, it becomes useful to consider the differential form of the steric Boltzmann equations (11a). By differentiation of (11a) by x and formal isolation³ of $c_{1,x}$ and $c_{2,x}$, the PB-steric system (11) reads as

$$E_x = -[z_1(c_1 - \bar{c}_1) + z_2(c_2 - \bar{c}_2)], \quad (16a)$$

²In practice, we solve numerically an associated initial value problem, see Section 6 for details, and extract the relevant parameters of the boundary value problem (11) from its solution. Accordingly, many of the parameters are not round numbers.

³We consider below the cases where the system is not invertible, i.e., $D = 0$, see, e.g., Lemma 5.

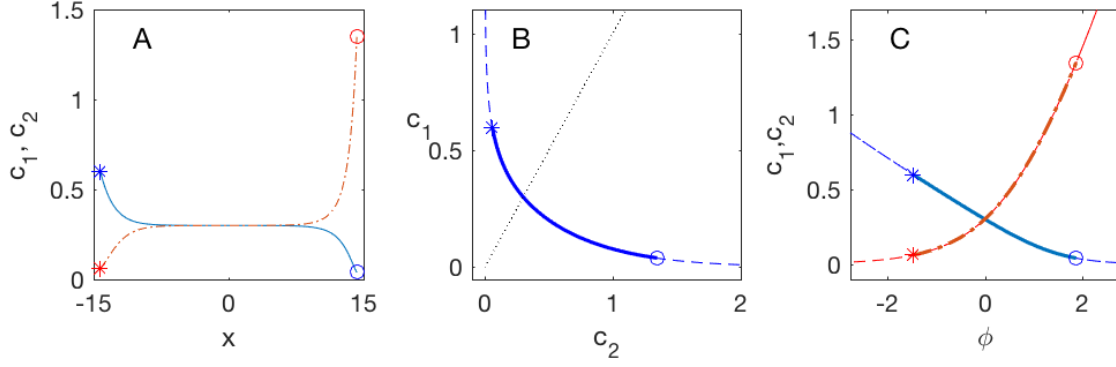


Figure 1: Solutions of the PB-steric system² (11) in the domain $[-L, L]$ where $L = 14.25$, $z_1 = 1 = -z_2$, $g_{11} = 3.4$, $g_{22} = 0.6$, $g_{12} = 1$, $\rho_0 = 0$, $\phi_{-L} = -1.46$, $\phi_L = 1.86$, $\bar{c}_1 = 0.3$ and $\bar{c}_2 = 0.32$. A: Solution profiles $c_1(x)$ (solid) and $c_2(x)$ (dash-dot). B: Solution profile in the (c_1, c_2) plane (solid), solution trajectory (dashes), and the curve $\{c|E_x = 0\}$ (dotted). C: Solution profiles $c_1(\phi)$ (solid) and $c_2(\phi)$ (dash-dot). Dashed curves are the functions $\{c_i(\phi)\}$ defined by the steric Boltzmann equations (11a). The profiles values at points $x^* = -L$ and $x^o = L$ are marked by \circ and $*$ markers, respectively, in all graphs.

$$\begin{aligned} c_{1,x} &= -\frac{z_1(1 + c_2 g_{22}) - z_2 c_2 g_{12}}{c_2 D} E, \\ c_{2,x} &= -\frac{z_2(1 + c_1 g_{11}) - z_1 c_1 g_{12}}{c_1 D} E, \end{aligned} \quad (16b)$$

subject to the boundary conditions (11c) and the mass constraints (6) where $E := \phi_x$ and $D = D(c_1, c_2; g_{11}, g_{12}, g_{22})$ is the determinant of the Hessian of h

$$D = |\text{Hessian}_{\mathbf{c}}(h)| = (1/c_1 + g_{11})(1/c_2 + g_{22}) - g_{12}^2 = \frac{1}{c_1 c_2} + \frac{g_{11}}{c_1} + \frac{g_{22}}{c_2} + |\mathbf{G}|. \quad (16c)$$

In contrast to the convex case, the solutions profiles $\mathbf{c}(\phi) = \{c_1(\phi, \bar{\mathbf{c}}), c_2(\phi, \bar{\mathbf{c}})\}$ may not be functions of ϕ . Therefore, rather than focusing on $\mathbf{c}(\phi)$, we take a different approach, and consider the solutions trajectories in the (c_1, c_2) plane. By equations (16b), a solution trajectory passing through a point (c_1^0, c_2^0) satisfies

$$\frac{dc_1}{dc_2} = \frac{z_1 \left(\frac{1}{c_2} + g_{22} \right) - z_2 g_{12}}{z_2 \left(\frac{1}{c_1} + g_{11} \right) - z_1 g_{12}}, \quad c_1(c_2^0) = c_1^0. \quad (17)$$

The following Lemma characterizes the solution trajectories.

Lemma 2. Let $\mathbf{c}_0 = (c_1^0, c_2^0) \in R_+^2$ and let $z_1, z_2 \in R$ that satisfy (3). Then,

1. There exists a unique solution trajectory $\Gamma_{\mathbf{c}_0}$, defined by (17), that passes through \mathbf{c}_0 , and which remains in the quarter plane R_+^2 .
2. The solution trajectory $\Gamma_{\mathbf{c}_0}$ intersects with the line $\{\mathbf{c}|E_x = 0\}$ at a single point.
3. Let $D(\mathbf{c}_0)$ be defined by (16c). If $D(\mathbf{c}_0) < 0$, then the solution trajectory intersects with the curve $\{\mathbf{c}|D = 0\}$ at least at two points.

Proof. Since $z_1 > 0 > z_2$, see (3), the right-hand-side of (17) is strictly negative. Therefore, $c_1 \leq c_1^0$ for $c_2 \geq c_2^0$, implying that

$$m c_1 \leq \frac{dc_1}{dc_2} \leq M c_1 < 0, \quad c_2 > c_2^0, \quad m = \frac{z_1}{z_2} \left(\frac{1}{c_2^0} + g_{22} \right) - g_{12}, \quad M = \frac{z_1 g_{22} - z_2 g_{12}}{z_2 (1 + g_{11} c_1^0) - z_1 g_{12} c_1^0}. \quad (18)$$

1. By (18) and the fundamental theory of ODE, Equation (17) admits a smooth monotonically decreasing solution for any initial condition $c_1(c_2^0) = c_1^0$. Further by Gronwell's Lemma, for $c_2 \geq c_2^0$, the solution is bounded by

$$0 < c_1^0 \exp[m(c_2 - c_2^0)] \leq c_1(c_2) \leq c_1^0 \exp[M(c_2 - c_2^0)]. \quad (19)$$

The solution is monotonically decreasing, hence $c_1(c_2) \geq c_1^0$ for $c_2 < c_2^0$. Therefore, $c_1(c_2) > 0$ for all $c_2 > 0$.

2. The curve $\Gamma_E(c_1)$ along which $E_x = 0$ is given by the strictly monotonically increasing function, see (16a),

$$c_1 = \bar{c}_1 - \frac{z_2}{z_1}(c_2 - \bar{c}_2).$$

Thus, $c_1(c_2) - \Gamma_E(c_2)$ is a strictly monotonically decreasing function. By (19) and since $m, M < 0$,

$$\lim_{c_2 \rightarrow \infty} c_1(c_2) = 0, \quad (20)$$

implying that

$$\lim_{c_2 \rightarrow \infty} c_1(c_2) - \Gamma_E(c_2) = -\infty.$$

Applying the same arguments to the inverse function $c_2(c_1)$ yields that $\lim_{c_2 \rightarrow 0^+} c_1(c_2) = \infty$.

$$\lim_{c_2 \rightarrow 0^+} c_1(c_2) - \Gamma_E(c_2) = \infty.$$

Therefore, the solution trajectory Γ_{c_0} intersects with the line $E_x = 0$ at a single point.

3. By (20), $\lim_{c_2 \rightarrow \infty} D(c_1(c_2), c_2) = \infty$. Therefore, continuity of $D(c_1, c_2)$ implies that the solution trajectory Γ_{c_0} intersects with the curve $\{c|D = 0\}$ at a point on Γ_{c_0} for which $c_2^0 < c_2 < \infty$. Similarly, the limit $\lim_{c_2 \rightarrow 0^+} c_1(c_2) = \infty$ implies that the solution trajectory Γ_{c_0} intersects with the curve $D = 0$ at a point on Γ_{c_0} for which $0 < c_2 < c_2^0$.

□

Figure 2 presents numerous solution trajectories in the (c_1, c_2) plane corresponding to different solutions of the same PB-steric system (11). As follows from Lemma 2, the trajectories are monotonically decreasing functions of c_2 that intersect once with the line $E_x = 0$. The significance of the intersection with the line $E_x = 0$ stems from the fact that the solution is locally electro-neutral at this point, and therefore the solution is expected to reach this point in the limit of zero applied voltage or sufficiently far from the charged boundaries. The shaded region presented in Figure 2 is the region in which $D(c_1, c_2) < 0$. As will be shown, the sign of D

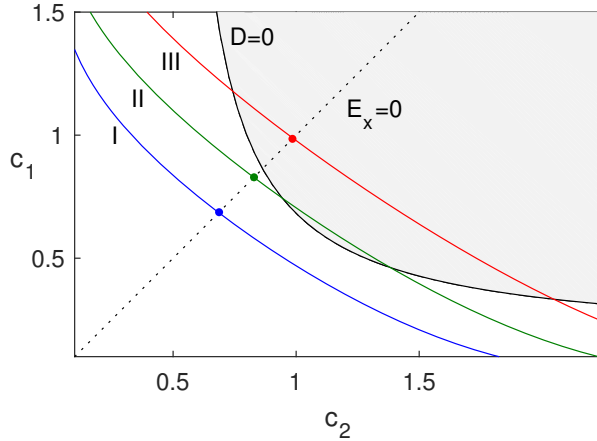


Figure 2: Three different solution trajectories in the (c_1, c_2) plane defined by (17) with $z_1 = 1 = -z_2$, $g_{11} = 2.25$, $g_{22} = 0.75$ and $g_{12} = 2.5$. The dotted line is $\{c|E_x = 0\}$, and the dash-dotted curve is $\{c|D = 0\}$. Shaded region is the region $\{c|D < 0\}$.

along the solution trajectory dictates key properties of the solutions. Indeed, differentiating (16a) by x and substituting (16b) in the resulting equation yields

$$E_{xx} = -z_1 c_{1,x} - z_2 c_{2,x} = \frac{a(x)}{D(c_1(x), c_2(x))} E, \quad a(x) = z_1^2(1/c_2 + g_{22}) + z_2^2(1/c_1 + g_{11}) - 2z_1 z_2 g_{12}. \quad (21)$$

Classical ODE theory implies that the nature of solutions of this second-order linear ODE - oscillatory or not - depends on the sign of the coefficient of E . Particularly, the sign of $D(x)$ dictates the sign of the coefficient of E since the coefficient $a(x)$ in equation (21) is strictly positive for all x .

Let us distinguish between types of solution trajectories by the sign of D along the trajectory, and at the intersection point with the line $E_x = 0$:

- **Type I** trajectories correspond to trajectories that remain in the region $\{c|D > 0\}$, i.e., they do not intersect with the curve $D = 0$.
- **Type III** trajectories correspond to trajectories for which $D < 0$ in a surrounding of the intersection point with the line $E_x = 0$, and thus intersect with the curve $D = 0$.
- Other trajectories are denoted **type II** trajectories.

Figure 2 presents an example of each of the trajectory type.

4.1 Type I solution trajectories

In this section, we characterize type I solutions, and show that they qualitatively behave as solutions of generalized PNP systems in the case of convex h . Particularly, all solutions of the PNP-steric system (10) in the convex case, $|\mathbf{G}| > 0$, are type I solutions, since $D > 0$ for all (c_1, c_2) . Similarly, in the dilute case, $c_i(x) \ll 1$, even if h is non-convex, the solution trajectories are type I trajectories. This can be expected since in the dilute case the PB-steric system (11) reduces at leading order to the Poisson-Boltzmann system, i.e., to the system (11) with $\mathbf{G} \equiv 0$. Lemma 1 implies that the concentrations of solutions corresponding to type I trajectories are bounded by $(c_1, c_2) \in [0, -1/\lambda_-] \times [0, -1/\lambda_-]$ where λ_- is the negative eigenvalue of \mathbf{G} . The following Lemma quantifies a minimal regime of solution concentrations for which solutions correspond to type I solutions.

Lemma 3. *Let $\mathbf{c}_0 = (c_1^0, c_2^0) \in (0, c_1^{\text{bound}}) \times (0, c_2^{\text{bound}})$ where*

$$c_1^{\text{bound}} = \frac{g_{22}}{g_{12}^2 - g_{11}g_{22}}, \quad c_2^{\text{bound}} = \frac{g_{11}}{g_{12}^2 - g_{11}g_{22}},$$

and let $g_{11}, g_{22}, g_{12} > 0$ such that $g_{11}g_{22} - g_{12}^2 < 0$. Then, the solution trajectory given by (17) satisfies for all x ,

$$D(c_1(x), c_2(x)) > 0.$$

Proof. It is easy to verify from that if $c_1 < c_1^{\text{bound}}$ or $c_2 < c_2^{\text{bound}}$ then $D > 0$, see (16c). By Lemma 2, $dc_1/dc_2 < 0$. Thus, if $c_2 > c_2^0$ then $c_1 < c_1^0 < c_1^{\text{bound}}$ and $D > 0$. Otherwise, $D > 0$ since $c_2 \leq c_2^0 < c_2^{\text{bound}}$. \square

Figure 3A presents an example of the concentration profiles of a type I solution. The solution trajectory, corresponding to the solution of Figure 3A is presented in Figure 3B (thick solid curve). In addition, Figure 3B presents the trajectory $\Gamma_{\bar{\mathbf{c}}}$ as defined by (17) for any c_2 (dashed curve). As expected, the trajectory $\Gamma_{\bar{\mathbf{c}}}$ remains in the region $D > 0$ for all c_2 implying that $D(c_1(x), c_2(x)) > 0$ for any applied potential $V = \phi_L - \phi_{-L}$, $\phi_L \phi_{-L} < 0$. Intuitively, type I solutions remain in a region in which the free energy is locally convex, are therefore they are expected to behave as solutions in the convex case. For example, as in the convex case, the generalized Boltzmann system (11a) defines unique functions of ϕ , see, e.g., Figure 3C presenting the profiles $c_i(\phi)$ which correspond to the solution of Figure 3A. In addition, as in the convex case, at the limit of zero applied voltage $\phi_{\pm L} \rightarrow 0$, type I solutions, subject to the constraint (6), tend to the homogenous bulk state $\mathbf{c} \equiv (\bar{c}_1, \bar{c}_2)$.

Lemma 4. *Let $\mathbf{c}_0 \equiv (\bar{c}_1, \bar{c}_2)$ be a homogenous state satisfying local electroneutrality*

$$\mathbf{z}^T \mathbf{c}_0 + \rho_0 = 0, \tag{22}$$

and

$$D(\mathbf{c}_0) > 0. \tag{23}$$

Then, \mathbf{c}_0 is linearly stable under steric-Poisson-Nernst-Planck dynamics (10).

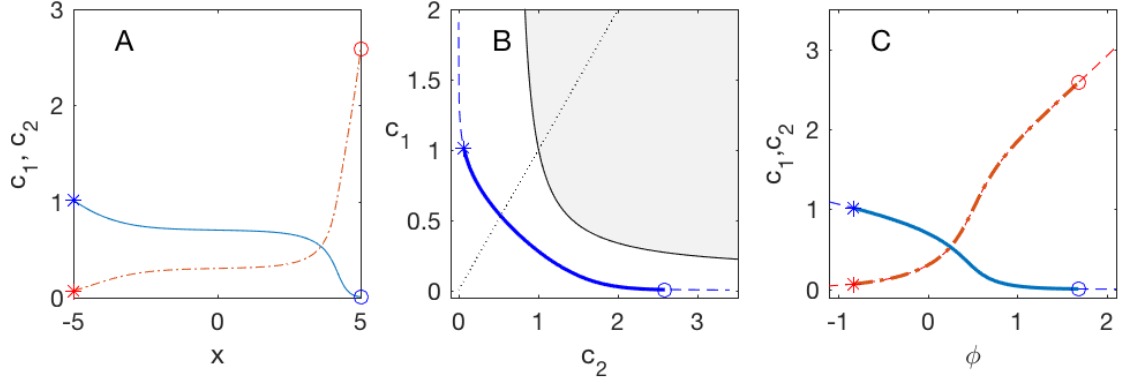


Figure 3: Solutions of the PB-steric system² (11) in the domain $[-L, L]$ where $L = 5$, $z_1 = 1 = -z_2$, $g_{11} = 3.4$, $g_{22} = 0.6$, $g_{12} = 2.65$, $\rho_0 = 0$, $\phi_{-L} = -0.81$, $\phi_L = 1.67$, $\bar{c}_1 = 0.65$, and $\bar{c}_2 = 0.42$. A: Solution profiles $c_1(x)$ (solid) and $c_2(x)$ (dash-dot). B: Solution profile in the (c_1, c_2) plane (solid), solution trajectory (dashes), and the curve $\{c|E_x = 0\}$ (dotted). C: Solution profiles $c_1(\phi)$ (solid) and $c_2(\phi)$ (dash-dot). Dashed curves are the functions $\{c_i(\phi)\}$ defined by the steric Boltzmann equations (11a). The profiles values at points $x^* = -L$ and $x^\circ = L$ are marked by * and \circ markers, respectively, in all graphs.

Proof. Consider a perturbation of the homogenous state \mathbf{c}_0

$$\mathbf{c} = \mathbf{c}_0 + \delta e^{ikx + \lambda t},$$

that satisfies the constraint (6). Then, λ satisfies

$$\mathbf{A}\delta = -\lambda(k)\delta, \quad \mathbf{A}(k) = \text{diag}(\bar{\mathbf{c}}) [k^2 \text{Hessian}_{\mathbf{c}}(h) + \mathbf{z}\mathbf{z}^T]. \quad (24)$$

By (16c) and (23), $\text{Hessian}_{\mathbf{c}}(h)$ is a positive definite matrix, while $\mathbf{z}\mathbf{z}^T$ is a positive semi-definite matrix. Therefore, for $k \neq 0$, \mathbf{A} is positive semi-definite. This implies that $\lambda(k) < 0$ for $k \neq 0$. When $k = 0$, the above system has one eigenvector $\delta_1 = \text{diag}(\bar{\mathbf{c}})\mathbf{z}$ with corresponding eigenvalue

$$\lambda_1 = -\mathbf{z}^T \text{diag}(\bar{\mathbf{c}})\mathbf{z} < 0$$

and one eigenvector $\delta_2 = (-z_2, z_1)^T$ with corresponding zero eigenvalue $\lambda = 0$. The latter eigenvalue reflects changes in bulk concentration that maintain local electro-neutrality (34), but violates (6). Therefore, $\delta_2 \perp \delta$. \square

4.2 Type III solution trajectories

In what follows, we will focus on the case of a concentrated solution such that

$$D(\bar{c}_1, \bar{c}_2) < 0, \quad (25)$$

where \bar{c}_i is the average concentration of each ionic species, see (6).

We first show that in this case the PNP-steric system (10) in free space ($L \rightarrow \infty$) admits multiple stationary solutions. To do so, it is useful to consider the related initial value problem (16) for $x > 0$ with initial conditions

$$c_1(0) = c_1^0, \quad c_2(0) = c_2^0, \quad E(0) = 0, \quad (26)$$

rather than the boundary value problem (16,11c). Solutions of the initial value problem (16,26) for $x \geq 0$, extend to the whole domain via the symmetries $E(x) \rightarrow -E(-x)$ and $c_i(x) \rightarrow c_i(-x)$. When $c_i^0 = \bar{c}_i$, $i = 1, 2$, the initial value problem (16,26) has the trivial solution $c_i(x) \equiv \bar{c}_i$, $i = 1, 2$. We now show that this system also admits periodic solutions:

Theorem 1 (Existence of periodic solutions). *Let $\bar{\mathbf{c}} = (\bar{c}_1, \bar{c}_2) \in R_+^2$ such that*

$$D(\bar{c}_1, \bar{c}_2; g_{11}, g_{22}, g_{12}) < 0. \quad (27)$$

Then, the Poisson-Boltzmann-steric initial value problem (16,26,3) admits smooth periodic solutions.

Proof. Lemma 2 ensures that there exists a unique solution trajectory $\Gamma_{\bar{\mathbf{c}}} = (c_1(c_2), c_2)$ that passes through $\bar{\mathbf{c}}$. By (27), and due to the continuity of D in R_+^2 , there exist a surrounding of $\bar{\mathbf{c}}$ in which $\Gamma_{\bar{\mathbf{c}}}$ does not cross $D = 0$, i.e., there exists $\varepsilon > 0$ such that

$$D_{\min} < D(c_1(c_2), c_2) < D_{\max} < 0, \quad |c_2 - \bar{c}_2| < \varepsilon. \quad (28)$$

Let $\bar{c}_2 < c_2^0 < \bar{c}_2 + \varepsilon$. Since $dc_1/dc_2 < 0$, see Lemma 2, $c_1^0 := c_1(c_2^0)$ satisfies

$$c_1^0 < \bar{c}_1, \quad c_2^0 > \bar{c}_2. \quad (29)$$

Denote by (c_1^A, c_2^A, E^A) the solution of (16,26). Since $(c_1^0, c_2^0) \in \Gamma_{\bar{\mathbf{c}}}$, the solution trajectory corresponding

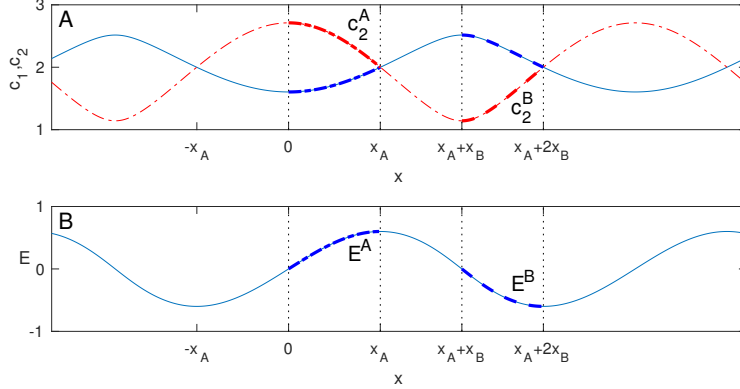


Figure 4: Illustration of a periodic solution of the Poisson-Boltzmann-steric system (16) demonstrating the proof of Theorem 1. A: $c_1(x)$ (solid) and $c_2(x)$ (dash-dots). B: $E(x)$. Thick curves in A and B correspond to the solutions $(c_1^A, c_2^A, E^A)(x)$ (dash-dots) and $(c_1^B, c_2^B, E^B)(x + x_A + x_B)$ (dashes) as defined in the proof of Theorem 1. The two solutions extend to the whole domain via symmetries of the PB-steric (11).

to the solution (c_1^A, c_2^A, E^A) is $\Gamma_{\bar{\mathbf{c}}}$, see Lemma 2. We first show that there exists a finite interval $[0, x_A]$ where $c_2^A(x)$ monotonically decreases from $c_2^A(0) = c_2^0$ to $c_2^A(x_A) = \bar{c}_2$, see Figure 4 for illustration. Indeed, by (29), $E_x^A(0) > 0$, thus there exists a maximal surrounding $0 < x < x_A$, possibly $x_A = \infty$, such that such tha

$$E_x^A(x) > 0, \quad 0 < x < x_A, \quad (30)$$

and $E_x^A(x_A) = 0$. Since the solution trajectory $\Gamma_{\bar{\mathbf{c}}}$ intersects with the line $E_x = 0$ at a single point, see Lemma 2, then by construction $c_i^A(x_A) = \bar{c}_i$, $i = 1, 2$, and hence

$$c_1(x) < \bar{c}_1, \quad c_2(x) < \bar{c}_2, \quad 0 < x < x_A.$$

Furthermore, since $D(c_1^0, c_2^0) < 0$ and due to continuity of D and of the solution (c_1^A, c_2^A, E^A) , there exists a maximal interval $0 < x < x_\delta \leq x_A$ such that

$$D(c_1^A(x), c_2^A(x)) < 0, \quad 0 < x < x_\delta,$$

and either $D(c_1^A(x_\delta), c_2^A(x_\delta)) = 0$ or $x_\delta = x_A$. In this surrounding, $E^A(x) > 0$, thus by (3),

$$c_{1,x} > 0, \quad c_{2,x} < 0,$$

see (16b), hence

$$c_1^0 < c_1^A(x) < \bar{c}_1, \quad c_2^0 > c_2^A(x) > \bar{c}_2, \quad 0 < x < x_\delta. \quad (31)$$

The inequalities (28) imply that $D < 0$ for all $0 < x < x_\delta$. Hence $x_\delta = x_A$. Finally, the inequalities (28,30,31) imply that for any $0 < \varepsilon < x_A$,

$$c_{2,x}^A(x) < M < 0, \quad M = \frac{-z_2(1 + \bar{c}_1 g_{11}) + z_1 \bar{c}_1 g_{12}}{c_1^0} \frac{E(\varepsilon)}{D_{\min}}, \quad \varepsilon < x < x_A,$$

see (16). This implies that $c_2^A(x)$ monotonically decreases from $c_2^A(0) = c_2^0$ to $c_2^A(x_A) = \bar{c}_2$ at finite time $x = x_A < (\bar{c}_2 - c_2^0)/M$.

At the point $x = x_A$, $E_x^A(x_A) = 0$, hence $E^A(x)$ reaches a local maximum point $E^A(x_A) = E_{\max}^A$. The solutions of (16,26) with the initial condition $(c_1^0, c_2^0) \in \Gamma_{\bar{c}}$ are parametrized by a single parameter c_2^0 . When $c_2^0 = \bar{c}_2$, then $c_2 \equiv \bar{c}_2$ and $E_{\max}^A = 0$. Continuity of the ODE solution with respect to the initial conditions implies that for any $0 \leq E_{\max} \leq E_{\max}^A$, there exists a solution of (16,26) with (29) satisfying

$$\tilde{E}(\tilde{x}_A) = E_{\max}. \quad (32)$$

Similarly, there exists a solution of (c_1^B, c_2^B, E^B) of (16,26) with

$$c_1^0 > \bar{c}_1, \quad c_2^0 < \bar{c}_2, \quad (c_1^0, c_2^0) \in \Gamma_{\bar{c}},$$

such that at a point $x = x_B < \infty$

$$c_1^B(x_B) = \bar{c}_1, \quad c_2^B(x_B) = \bar{c}_2, \quad E^B(x_B) = E_{\max}^B, \quad E_x^B(x_B) = 0,$$

and for any $0 \leq E_{\max} \leq E_{\max}^A$, there exists a solution $(\tilde{c}_1^B, \tilde{c}_2^B, \tilde{E}^B)$ (c_1^B, c_2^B, E^B) of (16,26) such that

$$\tilde{E}(\tilde{x}_B) = E_{\max}. \quad (33)$$

Let $E_{\max} = \min\{E_{\max}^A, E_{\max}^B\}$, and let \tilde{E}^A and \tilde{E}^B be solutions of (16,26) satisfying (32) and (33), respectively. Then,

$$c_i(x) = \begin{cases} \tilde{c}_i^A(x), & 0 \leq x < \tilde{x}_A, \\ \tilde{c}_i^B(x_A + x_B - x), & \tilde{x}_A < x < \tilde{x}_A + \tilde{x}_B, \end{cases} \quad E = \begin{cases} \tilde{E}^A(x), & 0 \leq x < \tilde{x}_A, \\ -\tilde{E}^B(x_A + x_B - x), & \tilde{x}_A < x < \tilde{x}_A + \tilde{x}_B, \end{cases}$$

is a smooth solution of (16,26) in the interval $[0, L]$ where $L = x_A + x_B$, see illustration in Figure 4. This solution is periodically extended to the whole domain by exploiting the symmetry, $c_i(x_0 - x) = c_i(x_0 + x)$ where $E(x_0) = 0$,

$$c_i^{\text{per}}(x) = \begin{cases} c_i(x), & (i-1)L \leq x \leq iL, \quad i \text{ is odd}, \\ c_i(-x), & (i-1)L \leq x \leq iL, \quad i \text{ is even}. \end{cases}$$

□

Figure 5A presents a ‘periodic solution’ of the PB-steric system (16). We note that the solution is not necessarily presented in an interval in which it satisfies periodic boundary conditions. Rather, in what follows, we refer to ‘periodic solutions’ as solution for which there exist an interval in which they are periodic. As follows from Theorem 1, the corresponding solution trajectory lies in the domain $\{\mathbf{c} | D(\mathbf{c}) < 0\}$, and intersects with the line $E_x = 0$, see Figure 5B. The extremum points of the solutions correspond to the end points of the solution trajectory, see \circ and $*$ markers in Figure 5A and 5B. The corresponding solution profiles $c_i(\phi)$ have a regions of triple solutions, whereas the branch corresponding to the periodic solutions is bounded between two folds, see Figure 5C. Particularly, the folds in $c_i(\phi)$ correspond to points where the solution trajectory $\Gamma_{\bar{c}}$ intersects with the curve $D = 0$. The solution form $c_i(\phi)$ was systematically studied in [23].

Theorem 1 proves the existence of periodic solutions of the initial value problem (16b,21,26). These solutions maintain $D < 0$ for all x . We now show, however, that for concentrated solutions satisfying (25), stationary solutions of the PNP-steric equation with large enough applied voltage $|\phi_L - \phi_{-L}|$ can only be described by solution which cross the curve $\{\mathbf{c} | D = 0\}$. Indeed, near a sufficiently charged wall, $D > 0$: Isolating ϕ in the equation for c_1 in (11a) yields

$$z_1 \phi = -\log c_1 - g_{11} c_1 - g_{12} c_2 + \text{Const.}$$

Applying the method of dominant balance for $\phi \gg 1$, yields that since $z_1 > 0$ and $c_i > 0$, the only way to satisfy the above relation is if $z_1 \phi \approx -\log c_1$. The latter implies that $c_1 \ll 1$, hence $D(c_1, c_2) > 0$. Similarly, $D(c_1, c_2) > 0$ when $-\phi \gg 1$ since $c_2 \ll 1$.

Lemma 5. *Under the conditions of Lemma 1, there exists a smooth stationary solution $(c_1(x), c_2(x), \phi(x))$ of (10) that crosses $D = 0$, i.e., $D(c_1(x), c_2(x)) = 0$ at a point $x \in (-L, L)$.*

Proof. Let us consider a point $\mathbf{c}^* = (c_1^*, c_2^*)$ on the curve $\{\mathbf{c} | D = 0\}$ which satisfies $c_1^* > \bar{c}_1$ and $c_2^* < \bar{c}_2$. Consider the PB-steric initial value problem (16b,26) with $(c_1^0, c_2^0) = (c_1^*, c_2^*)$. Then,

$$\lim_{c_2 \rightarrow c_2^*} \frac{E}{D} = \lim_{c_2 \rightarrow c_2^*} \frac{E_x}{D_x} = f(c_1^*, c_2^*) \lim_{c_2 \rightarrow c_2^*} \frac{D}{E},$$

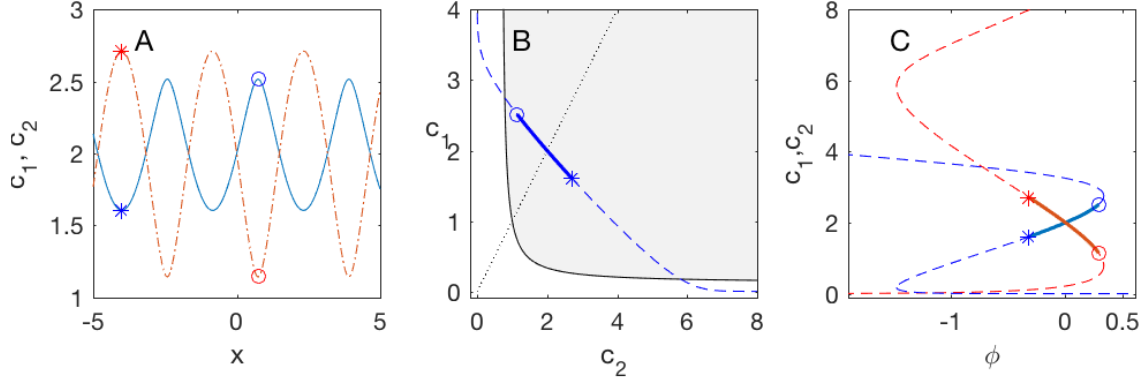


Figure 5: Solutions of the PB-steric system² (16) in the domain $[-L, L]$ where $L = 5$, $z_1 = 1 = -z_2$, $g_{11} = 3.4$, $g_{22} = 0.6$, $g_{12} = 2.65$, $\rho_0 = 0$, $\phi_{-L} = 0.093$, $\phi_L = -0.19$, $\bar{c}_1 = 2$, and $\bar{c}_2 = 2.01$. A: Solution profiles $c_1(x)$ (solid) and $c_2(x)$ (dash-dot). B: Solution profile in the (c_1, c_2) plane (solid), solution trajectory (dashes), and the curve $\{c|E_x = 0\}$ (dotted). C: Solution profiles $c_1(\phi)$ (solid) and $c_2(\phi)$ (dash-dot). Dashed curves are the functions $\{c_i(\phi)\}$ defined by the steric Boltzmann equations (11a). The profiles values at the maxima and minima points of $c_2(x)$ are marked by \circ and $*$ markers, respectively, in all graphs.

where

$$f(c_1, c_2) = - \frac{z_1(c_1 - \bar{c}_1) + z_2(c_2 - \bar{c}_2)}{[z_1(1 + c_2 g_{22}) - z_2 c_2 g_{12}](1 + g_{22} c_2) + [z_2(1 + c_1 g_{11}) - z_1 c_1 g_{12}](1 + g_{11} c_1)} c_1^2 c_2^2.$$

Let us choose the intersection point (c_1^*, c_2^*) such that c_1^* is sufficiently large so that $f(c_1^*, c_2^*) > 0$. In this case,

$$\lim_{c_2 \rightarrow c_2^*} \frac{E}{D} = \sqrt{f(c_1^*, c_2^*)}.$$

This implies that $c_{1,x}(c_1^*, c_2^*)$ and $c_{2,x}(c_1^*, c_2^*)$ exists, and thus Equation (16b) has a smooth solution at a surrounding $[-\varepsilon, \varepsilon]$ of $x = 0$ which crosses $D = 0$. \square

Lemmas 1 and 5 prove the existence of a family of stationary solutions of the PNP-steric equation (10). Let us now discuss the stability of these solutions. Clearly, solutions that cross $\{c|D = 0\}$ are unstable. Indeed, let us consider a smooth solution \mathbf{u} of the initial value problem (16b,21,26) that crosses the curve $\{c|D = 0\}$ at point (c_1^*, c_2^*) , and let us consider a solution \mathbf{u}_δ of the initial value problem (16b,21,26) with the perturbed initial condition $(c_1^0, c_2^0) = (c_1^*, c_2^*) + \vec{\delta}$ such that $D(c_1^0, c_2^0) \neq 0$. Lemma 2 ensures that the trajectory associates with \mathbf{u}_δ will intersect with the curve $\{c|D(\mathbf{c}) = 0\}$. However, since $E(x = 0) = 0$ and $E_x(x = 0) \neq 0$, then for small enough $\vec{\delta}$, at the intersection point of the solution trajectory with the curve $\{c|D = 0\}$, the solution will satisfy $E \neq 0$. Thus, as the solution approaches the intersection point where $D = 0$, its gradient blows up. The sensitivity of the above solution to changes in the potential ϕ is also evident when considering the derivatives of the concentration profiles with respect to ϕ

$$\frac{dc_1}{d\phi} = - \frac{z_1(1 + c_2 g_{22}) - z_2 c_2 g_{12}}{c_2 D}, \quad \frac{dc_2}{d\phi} = - \frac{z_2(1 + c_1 g_{11}) - z_1 c_1 g_{12}}{c_1 D},$$

see (16b). Thus,

$$\lim_{D \rightarrow 0} \left| \frac{dc_i}{d\phi} \right| = \infty.$$

Remark 2. Lemma 5 and the discussion below also applies to type II solutions. These correspond to trajectories for which $D > 0$ in a surrounding of the intersection point with the line $E_x = 0$, but do intersect with the curve $D = 0$. Therefore, while for low applied voltage type II solutions resemble type I solutions, at higher applied voltages the solution trajectory will cross the curve $D = 0$. At which case, the corresponding smooth solution, if exists, will be unstable.

Finally, we consider the stability of homogenous stationary solutions $c_i(x) \equiv \bar{c}_i$ of the PNP-steric system (10).

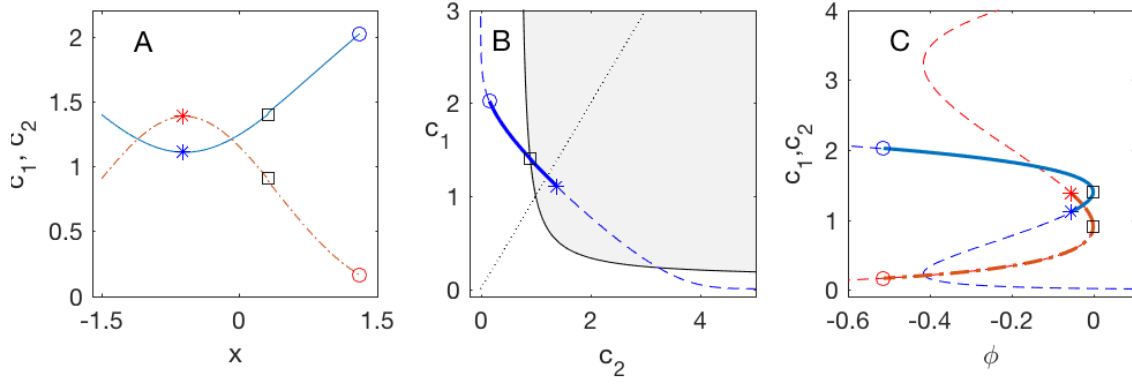


Figure 6: Solutions of the PB-steric system² (11) in the domain $[-L, L]$ where $L \approx 1.4$, $z_1 = 1 = -z_2$, $g_{11} = 3.4$, $g_{22} = 0.6$ and $g_{12} = 2.65$, $\phi_{-L} = 0$, $\phi_L = -0.51$, $\bar{c}_1 = 1.39$ and $\bar{c}_2 = 0.95$. A: Solution profiles $c_1(x)$ (solid) and $c_2(x)$ (dash-dot). B: Solution profile in the (c_1, c_2) plane (solid), solution trajectory (dashes), and the curve $\{c|E_x = 0\}$ (dotted). C: Solution profiles $c_1(\phi)$ (solid) and $c_2(\phi)$ (dash-dot). Dashed curves are the functions $\{c_i(\phi)\}$ defined by the steric Boltzmann equations (11a). The profiles values at points $x^\square \approx 0.3$, $x^\circ = L$ and $x^* \approx -0.6$ are marked by \square , \circ and $*$ markers, respectively, in all graphs.

Lemma 6. Let $\mathbf{c}_0 \equiv (\bar{c}_1, \bar{c}_2)$ be a homogenous state satisfying local electroneutrality

$$\mathbf{z}^T \mathbf{c}_0 + \rho_0 = 0, \quad (34)$$

and

$$D(\mathbf{c}_0) < 0.$$

Then, \mathbf{c}_0 is linearly unstable under Poisson-Nernst-Planck dynamics (10).

Proof. Consider a perturbation of the homogenous state \mathbf{c}_0

$$\mathbf{c} = \mathbf{c}_0 + \delta e^{ikx + \lambda t}.$$

that satisfies the constraint (6). Following the proof of Lemma 4, λ satisfies (24). In particular, for $k \gg 1$,

$$\mathbf{A}\delta = -\lambda(k)\delta, \quad \mathbf{A}(k) \approx k^2 \text{diag}(\bar{\mathbf{c}}) \text{Hessian}_{\mathbf{c}_0}(h). \quad (35)$$

Since $D(\mathbf{c}_0) = |\text{Hessian}_{\mathbf{c}_0}(h)| < 0$ and since $\text{tr}(\text{Hessian}_{\mathbf{c}_0}(h)) > 0$, the Hessian matrix has a negative eigenvalue $\lambda_- < 0$. Thus,

$$\lambda(k) \sim k^2 |\lambda_-|,$$

see Figure 7, implying that the problem is linearly unstable.

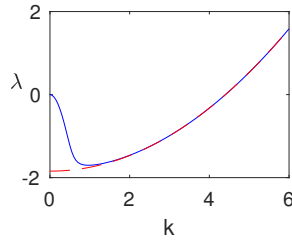


Figure 7: The maximal eigenvalue $\lambda(k)$ of the eigenvalue problem (35) as a function of k (solid). Dashed red curve is the function $|\lambda_-|k^2$ where λ_- is the negative eigenvalue of the matrix $\text{Hessian}_{\mathbf{c}_0}(h)$.

□

Lemma 6 can also be applied to the periodic solutions described in Theorem 1, in the case they have small enough amplitude $|c_2^0 - \bar{c}_2| \ll 1$. We, further verify by direct integration that periodic solutions on finite domain as well as periodic solutions with larger amplitudes are also unstable (data not shown).

4.3 Interim summary - failure of the PNP-steric at high bulk concentrations

The study presented in Section 4 considers solutions of the PNP-steric system (10) in two distinct cases. In the dilute case, particularly when $D(\bar{c}_1, \bar{c}_2) > 0$, the PNP-steric system admits stable unique solutions, aka, type I solutions. In the limit of zero applied voltage $\phi_{\pm L} \rightarrow 0$, these solutions tend to the homogenous bulk state $\mathbf{c} \equiv (\bar{c}_1, \bar{c}_2)$, in qualitative agreement with solutions of the PNP equation and the wide class of generalized PNP equations with a convex free energy. In the concentrated solution case, $D(\bar{c}_1, \bar{c}_2) < 0$, the PNP-steric system (10) may admit multiple stationary type III solutions, e.g., the homogenous bulk state $\mathbf{c} \equiv (\bar{c}_1, \bar{c}_2)$ and periodic solutions. These solutions, however, are all unstable.⁴

To understand why the PNP-steric system (10) becomes unstable at high bulk concentrations let us first consider the classical PNP model (1) with $g_{ij} = 0$. Intuitively, in classical PNP theory, the entropy regularizes the solution and drives the system toward a spatially homogenous state. Indeed, in the limit of zero charge density $\mathbf{z} \rightarrow 0$, the PNP system (1) with $g_{ij} = 0$, reduces to the heat equation and thus tends toward the spatially homogenous solution $\mathbf{c} \equiv \bar{\mathbf{c}}$. Steric effects, however, compete and may even dominate entropic effects. Consider, for example, the PNP-steric model in a domain $[-1, 1]$ with $g_{11} = g_{22} = 0$, then the free energy takes the form, see (12),

$$\mathcal{E} = \mathcal{E}_{\text{entropy}} + \mathcal{E}_{\text{electrostatic}} + \mathcal{E}_{\text{steric}},$$

where

$$\mathcal{E}_{\text{entropy}} = \sum_{i=1}^2 \int_{-1}^1 c_i \left(\ln \frac{c_i}{\bar{c}_i} - 1 \right) dx, \quad \mathcal{E}_{\text{electrostatic}} = \int_{-1}^1 \frac{\epsilon}{2} |\nabla \phi|^2 dx, \quad \mathcal{E}_{\text{steric}} = 2g_{12} \int_{-1}^1 c_1(x)c_2(x) dx.$$

In the case of the spatially homogenous solution $\mathbf{c}_{\text{uniform}} \equiv \bar{\mathbf{c}}$, the entropic and electrostatic contributions of the energy both vanish, while $\mathcal{E}_{\text{steric}} = 4g_{12}\bar{c}^2$. Overall, the PNP-steric free energy of the homogenous solution scales as

$$\mathcal{E}[\mathbf{c}_{\text{homogenous}}] \sim g_{12}\bar{c}^2.$$

In contrast, the ‘strongly segregated’ pattern $\mathbf{c}_{\text{segregated}}$ with segregation pattern frequency n

$$c_1(x) = \begin{cases} 2\bar{c} & \frac{2k}{2n} < x < \frac{2k+1}{2n}, \\ 0 & \frac{2k+1}{2n} < x < \frac{2k+2}{2n}, \end{cases} \quad c_2(x) = 2\bar{c} - c_1(x), \quad k = 0, \dots, n-1, \quad (36)$$

yields $\mathcal{E}_{\text{steric}} = 0$ since $c_1(x)c_2(x) = 0$. Furthermore, direct integration shows that

$$\mathcal{E}_{\text{electrostatic}} = \frac{\bar{c}}{2n}, \quad \mathcal{E}_{\text{entropy}} = \alpha \bar{c}, \quad \alpha \approx 1.77,$$

so that the overall free energy of the segregated pattern (36) is

$$\mathcal{E}[\mathbf{c}_{\text{segregated}}] = \left(\alpha + \frac{1}{2n} \right) \bar{c}.$$

Clearly, the segregated pattern is energetically preferential over the homogenous solution at high concentrations, $\bar{c} \gg \alpha/g_{12}$. Significantly, electrostatic contributions to the energy as well as the overall free energy decrease with increasing pattern frequencies. The above example introduces functions with discontinuities. It is possible to find a smooth solution which is arbitrarily close (e.g., in L^2 norm) to $\mathbf{c}_{\text{segregated}}$. This solution would clearly have large gradients at the discontinuity points $\frac{k}{2n}$ of $\mathbf{c}_{\text{segregated}}$. Nevertheless, since \mathcal{E} does not impose any energetic penalty for large gradients, one may expect that $\mathcal{E}[\mathbf{c}_{\text{smooth}}] \approx \mathcal{E}[\mathbf{c}_{\text{segregated}}]$. The emerging picture is that at high bulk concentrations, steric effects dominate entropic effects. Consequently, entropy fails to regularize the solution and the system becomes unstable as it is pushed toward higher and higher frequencies. The unstable nature of the PNP-steric system becomes apparent in the proof of Lemma 6.

5 The PNP-Cahn-Hilliard (PNP-CH) model

The failure on the PNP-steric (10) model in the case of high bulk concentrations where entropic contributions are insufficient to efficiently regularize the solution suggests that the PNP-steric model is missing terms that become dominant in the presence of large gradients. In this section, we introduce high-order terms that directly regularize the solution giving rise to the PNP-Cahn-Hilliard model.

⁴Type II solutions are a borderline case between type I and type III, they are well-defined and stable at low applied voltages, but not at higher ones.

5.1 Model derivation

Let us consider the action potential

$$\mathcal{A} = \mathcal{A}_{\text{PNP-steric}} + \frac{\sigma}{2} \int_{\Omega} \sum_{i=1}^N |\nabla c_i|^2 d\mathbf{x},$$

where $\mathcal{A}_{\text{PNP-steric}}$ is the action potential (7) of the PNP-steric model (10), and where σ is a gradient energy coefficient. The gradient energy term $\sum_{i=1}^N |\nabla c_i|^2$ introduces a direct energetic penalty to large gradients, and thus regularizes the solution. This term arises naturally in Cahn-Hilliard (Ginzburg-Landau) mixture theory [9], and has been recently used to model steric interactions in ionic liquids [17]. Moreover, while the steric interaction term $\mathbf{c}^T \mathbf{G} \mathbf{c}$, see (7), is derived by a leading order local approximation of the Lennard-Jones interaction potential [27, 22], the high-order gradient energy term seems to be tightly related to high-order terms in the expansion of the Lennard-Jones potential [29]. Since the steric and the gradient energy terms appears in the Cahn-Hilliard mixture theory, and since, as will be shown, the resulting system behaves more like a non-local Cahn-Hilliard (Ohta-Kawasaki) system than a PNP system, we will denote the resulting system as the *Poisson-Nernst-Planck-Cahn-Hilliard (PNP-CH) model*.

Similar to the PNP-steric, requiring that ϕ is a critical point of the action yields Poisson's equation (8a), whereas the Wasserstein gradient flow along the action gives rise to generalized Nernst-Planck equations for the dynamics of charge concentration

$$\frac{dc_i}{dt} + \nabla \cdot J_i = 0, \quad J_i = -\tilde{D}c_i \nabla \frac{\delta \mathcal{A}}{\delta c_i} = -\tilde{D}c_i \nabla \left(k_B T \log c_i + z_i q \phi + \sum_{j=1}^2 g_{ij} c_j - \sigma \Delta c_i \right). \quad (37)$$

Introduction of the non-dimensional variables (9) and

$$\tilde{\sigma} = \frac{\sigma}{\lambda^2 k_B T},$$

yields the PNP-CH equation (presented after omitting the tildes)

$$\begin{aligned} \frac{dc_1}{dt} &= \frac{d}{dx} [(1 + c_1 g_{11}) c_1'(x) + c_1 g_{12} c_2'(x) + z_1 c_1 \phi'(x) - \sigma c_1 c_{1,xx}], \\ \frac{dc_2}{dt} &= \frac{d}{dx} [(1 + c_2 g_{22}) c_2'(x) + c_2 g_{12} c_1'(x) + z_2 c_2 \phi'(x) - \sigma c_2 c_{2,xx}], \\ \phi_{xx} &= -(z_1 c_1 + z_2 c_2 + \rho_0). \end{aligned} \quad (38)$$

We adopt the no-flux boundary conditions for the species concentration and the Dirichlet boundary conditions for the potential of the PNP-steric equation, see (10b). The high-order terms, however, make it necessary to introduce additional boundary conditions. The newly introduced gradient energy term is expected to become dominant only when the PNP-steric system fails, i.e., when $D < 0$, see (16c). Since near a sufficiently charged wall, $D > 0$ (see Section 4), it is reasonable to set

$$\Delta c_i|_{x=\pm L} = 0. \quad (39)$$

For this choice, the stationary profiles, given by

$$\frac{\delta \mathcal{A}}{\delta c_i} = k_B T \log c_i + q z_i \phi + \sum_{j=1}^N g_{ij} c_j - \sigma \Delta c_i = \lambda_i, \quad i = 1, 2,$$

where λ_i are associated with mass conservation, are independent of σ at the boundaries.

The arising system (38,10b,39) accounts for the various interactions between the model components in a self-consistent way, while satisfying the second law of Thermodynamics, via the Onsager relation,

$$\frac{d\mathcal{A}}{dt} = -\frac{\tilde{D}}{k_B T} \int_{\Omega} \sum_{i=1}^2 c_i \left| \nabla \frac{\delta \mathcal{A}}{\delta c_i} \right|^2 dx \leq 0.$$

5.2 Linear stability analysis of the homogenous state

Recall that in the absence of applied voltage, $\phi_{\pm L} = 0$, the homogenous stationary solution $\mathbf{c} \equiv \bar{\mathbf{c}}$ is stable under dynamics of all generalized PNP models with a convex free energy, see Section 3. In contrast, at large enough concentrations, the homogenous stationary solution is unstable under PNP-steric dynamics, see Lemma 6. Here, we study the stability of the homogenous stationary solution under dynamics of the PNP-CH system (38,10b,39) in free-space, i.e., $L \rightarrow \infty$ and $\phi_{\pm L} = 0$.

Let us consider a perturbation of the homogenous state $c_i \equiv \bar{c}_i$, $i = 1, 2$,

$$c_1 = \bar{c}_1 + \varepsilon u_1 e^{ikx + \lambda t}, \quad c_2 = \bar{c}_2 + \varepsilon v_1 e^{ikx + \lambda t}, \quad 0 < \varepsilon \ll 1. \quad (40)$$

Substitution of (40) into the PNP-CH system (38) yields the linearized system $\mathbf{M}v = \lambda v$, where

$$\mathbf{M}(k; \bar{c}_1, \bar{c}_2, \sigma) = - \begin{bmatrix} \bar{c}_1 & \\ & \bar{c}_2 \end{bmatrix} \begin{bmatrix} \left(\frac{1}{\bar{c}_1} + g_{11} \right) k^2 + z_1^2 + k^4 \sigma & k^2 g_{12} + z_1 z_2 \\ k^2 g_{12} + z_1 z_2 & \left(\frac{1}{\bar{c}_2} + g_{22} \right) k^2 + z_2^2 + k^4 \sigma \end{bmatrix}, \quad (41)$$

and $v = [u_1, v_1]^T$. The trace of the above matrix $\mathbf{M}(k)$ is negative for all $k \in \mathbb{R}$. Therefore, at least one of its eigenvalues is strictly negative. Let us denote by $\lambda(k)$ the larger eigenvalue of $\mathbf{M}(k)$.

When $k = 0$, the matrix \mathbf{M} has one zero eigenvalue $\lambda(k = 0) = 0$ with corresponding eigenvector $\vec{v}_0 := (-z_2, z_1)^T$. This eigenvector corresponds to changes in bulk concentration that do not effect global charge neutrality, see (5). For $k \neq 0$, $\lambda(k)$ satisfies

$$\left(\lambda(k) + \left(\frac{1}{\bar{c}_1} + g_{11} \right) k^2 + z_1^2 + k^4 \sigma \right) \left(\lambda(k) + \left(\frac{1}{\bar{c}_2} + g_{22} \right) k^2 + z_2^2 + k^4 \sigma \right) - (k^2 g_{12} + z_1 z_2)^2 = 0 \quad (42)$$

Varying σ , the instability onset is obtained by seeking $\sigma = \sigma_c$ and k_c such that $\lambda(k = k_c, \sigma = \sigma_c) = 0$, $\lambda(k \neq k_c) < 0$ and $\frac{d\lambda}{dk}(k_c) = 0$. At these conditions, $\sigma > \sigma_c$, implies that $\lambda(k) < 0$ for all $k \neq 0$, hence the homogenous solution is stable. Substituting $\lambda = 0$ in (42) yields that σ_c satisfies

$$\begin{aligned} & \sigma_c^2 k^8 + \left(\frac{1}{\bar{c}_1} + \frac{1}{\bar{c}_2} + g_{11} + g_{22} \right) \sigma_c k^6 + \sigma_c (z_1^2 + z_2^2) k^4 + \left[\left(\frac{1}{\bar{c}_1} + g_{11} \right) \left(\frac{1}{\bar{c}_2} + g_{22} \right) - g_{12}^2 \right] k^4 \\ & + z_2^2 \left(\frac{1}{\bar{c}_1} + g_{11} \right) + z_1^2 \left(\frac{1}{\bar{c}_2} + g_{22} \right) - 2z_1 z_2 k^2 g_{12} = 0. \end{aligned} \quad (43)$$

Since all terms in the above equality are strictly positive, expect possibly the fourth term, a necessary condition for instability about (\bar{c}_1, \bar{c}_2) is that

$$\left(\frac{1}{\bar{c}_1} + g_{11} \right) \left(\frac{1}{\bar{c}_2} + g_{22} \right) - g_{12}^2 < 0,$$

or

$$g_{12} > g_{12}^{\text{crit}}, \quad g_{12}^{\text{crit}} := \sqrt{\left(\frac{1}{\bar{c}_1} + g_{11} \right) \left(\frac{1}{\bar{c}_2} + g_{22} \right)}.$$

This condition is nothing but the condition $D(\bar{c}_1, \bar{c}_2) < 0$, see (16c). When (43) has a solution $k_c, \sigma_c > 0$, the solution of the linearized system $\mathbf{M}v = \lambda v$ at the bifurcation point $\sigma = \sigma_c$ takes the form

$$\begin{bmatrix} c_1 \\ c_2 \end{bmatrix} = \begin{bmatrix} \bar{c}_1 \\ \bar{c}_2 \end{bmatrix} + \varepsilon (\alpha \vec{v}_0 + \beta \vec{v}_{k_c} e^{ik_c x} + c.c.), \quad (44)$$

where ε is the magnitude of the $k = 0$ and $k = k_c$ modes of the initial condition, α, β are constants, and \vec{v}_0, \vec{v}_{k_c} are the normalized eigenvectors corresponding the zero eigenvalue of the matrices $\mathbf{M}(0)$ and $\mathbf{M}(k_c)$, respectively,

$$\mathbf{M}(0)\vec{v}_0 = \vec{0}, \quad \mathbf{M}(k_c)\vec{v}_{k_c} = \vec{0}, \quad \|\vec{v}_0\| = \|\vec{v}_{k_c}\| = 1.$$

The expressions for (k_c, σ_c) are analytically available but, in the general case, they are cumbersome. In the symmetric case, $g := g_{11} = g_{22}$, $\bar{c} := \bar{c}_1 = \bar{c}_2$ and $z_1 = -z_2 = 1$, the expressions for the instability onset reduce to

$$\sigma_c = \frac{(g_{12} - g_{12}^{\text{crit}})^2}{8}, \quad k_c = \frac{2}{\sqrt{g_{12} - g_{12}^{\text{crit}}}}, \quad g_{12}^{\text{crit}} = g + \frac{1}{\bar{c}}.$$

5.3 Weakly nonlinear analysis

To understand the nature of instability at $\sigma = \sigma_c$, we conduct a weakly nonlinear analysis. For simplicity, we restrict to the case $\bar{c} := \bar{c}_1 = \bar{c}_2$. Let us consider the slow dynamics of a solution slightly below the instability onset $\sigma = \sigma_c - \varepsilon$.

$$\begin{bmatrix} c_1(T, x) \\ c_2(T, x) \end{bmatrix} = \bar{\mathbf{c}} + \sqrt{\varepsilon} \vec{u}_0 + \varepsilon \vec{u}_1 + \varepsilon^{3/2} \vec{u}_2 + \dots, \quad T = \varepsilon t.$$

Motivated by (44), we consider the ansatz

$$\vec{u}_0(T, x) = \alpha_0(T) \vec{v}_0 + \beta_0(T) \vec{v}_{k_c} e^{ik_c x} + c.c.$$

Note that we limit this study to spatially uniform amplitudes α_0 and β_0 . In this case, conservation of mass implies that

$$\frac{d}{dT} \int c_1 dx = 0, \quad \frac{d}{dT} \int c_2 dx = 0.$$

Hence, $\alpha_0(T) \equiv 0$.⁵

At $O(\varepsilon)$, the solution satisfies

$$\mathbf{M}(k) \vec{u}_1 - \vec{r}_1(T) e^{2ik_c x} = 0, \quad \vec{r}_1 = \beta_0^2(T) \text{diag}(\vec{v}_{k_c}) \begin{bmatrix} k_c^4 \sigma + g_{11} k_c^2 + z_1^2 & k_c^2 g_{12} + z_1 z_2 \\ k_c^2 g_{12} + z_1 z_2 & k_c^4 \sigma + g_{22} k_c^2 + z_2^2 \end{bmatrix} \vec{v}_{k_c},$$

whose solution is of the form

$$\vec{u}_1 = \alpha_1(T) \vec{v}_0 + \beta_1(T) \vec{v}_{k_c} e^{ik_c x} + \vec{\gamma}(T) e^{2ik_c x},$$

where $\vec{\gamma}$ satisfies

$$\mathbf{M}(2k_c) \vec{\gamma}(T) = \vec{r}_1(T).$$

At $O(\varepsilon^{3/2})$, the equations take the form

$$\mathbf{M}(k_c) \begin{bmatrix} A_{21} \\ B_{21} \end{bmatrix} e^{ik_c x} = \left[-\frac{d\beta_0(T)}{dT} \vec{1} + \beta_0(T) \vec{a} + \beta_0^3(T) \vec{b} \right] e^{ik_c x} + \vec{F}[v_1, v_2] e^{2ik_c x} + \dots \quad (45a)$$

where

$$\begin{aligned} \vec{a} &= \frac{k_c^4 \bar{c}}{2} \left[1, -\frac{k_c^4 \sigma_c + (g_{11} + \frac{1}{\bar{c}}) k_c^2 + z_1^2}{g_{12} k_c^2 + z_1 z_2} \right]^T, \\ \vec{b} &= \frac{1}{8} \begin{bmatrix} -1 & \\ & \frac{1}{(g_{12} k_c^2 + z_1 z_2) \bar{c}} \end{bmatrix} \begin{bmatrix} 16k_c^4 \sigma_c + 4g_{11} k_c^2 + z_1^2 + \frac{2}{\bar{c}} k_c^2 & 4g_{12} k_c^2 + 2z_1 z_2 \\ (4g_{12} k_c^2 + z_1 z_2)(k_c^4 \sigma_c \bar{c} + g_{11} k_c^2 \bar{c} + z_1^2 \bar{c} + k_c^2) & C_{22} \end{bmatrix} \vec{\gamma}, \end{aligned} \quad (45b)$$

and

$$\begin{aligned} C_{22} &= 14k_c^8 \sigma_c^2 \bar{c} + (14(1 + (g_{11} + g_{22}/7)\bar{c})) \sigma_c k_c^6 + (((14z_1^2 - z_2^2) \sigma_c + 2g_{22} g_{11} + 2g_{12}^2) \bar{c} + 2g_{22}) k_c^4 \\ &\quad + ((-g_{11} z_2^2 + 4g_{12} z_1 z_2 + 2g_{22} z_1^2) \bar{c} - z_2^2) k_c^2 + c z_1^2 z_2^2. \end{aligned} \quad (45c)$$

Since $\mathbf{M}(k_c)$ is a singular matrix with $\vec{v}_0 \in \ker \mathbf{M}(k_c)$, Equation (45) has a solution only when

$$v_0 \perp \left[-\frac{d\beta_0(T)}{dT} \vec{1} + \beta_0(T) \vec{a} + \beta_0^3(T) \vec{b} \right].$$

In particular, the stationary solution $\beta_0(T) \equiv \beta_0$ satisfies

$$\beta_0^2 = -\frac{\langle \vec{v}_0, \vec{a} \rangle}{\langle \vec{v}_0, \vec{b} \rangle}.$$

If $-\frac{\langle \vec{v}_0, \vec{a} \rangle}{\langle \vec{v}_0, \vec{b} \rangle} > 0$, the bifurcation is super-critical leading to the solution

$$c_1(x) = \bar{c} + \sqrt{\sigma_c - \sigma} \sqrt{-\frac{\langle \vec{v}_0, \vec{a} \rangle}{\langle \vec{v}_0, \vec{b} \rangle}} \cos(k_c x),$$

⁵In the general case where α_0 is spatially varying, the nonlinear interaction between the two modes, $k = 0$ and $k = k_c$, specifically via the spatial derivatives of α_0 , must be taken into account, see, e.g., [10, 18, 36].

otherwise the bifurcation is sub-critical. In the symmetric case, $g_{11} = g_{22}$ and $z_1 = -z_2 = 1$, the analytic expression is available

$$-\frac{\langle \vec{v}_0, \vec{a} \rangle}{\langle \vec{v}_0, \vec{b} \rangle} = \frac{32\bar{c}^3}{g_{12} - g_{12}^{\text{crit}}} \frac{3g_{12} - g_{12}^{\text{crit}}}{3(g_{12} - g_{12}^{\text{crit}}) + 3g_{12} + g} > 0,$$

implying that bifurcations in the symmetric case are always super-critical.

Figure 8A presents the regions in parameter space in which the system undergoes supercritical and subcritical phase transitions. As expected, in the symmetric case $g_{11} - g_{22} = 0$, phase transitions are always super-critical, while subcritical bifurcations emerge in the asymmetric case $g_{11} \neq g_{22}$, near the curve $g_{12} = g_{12}^{\text{crit}}$. Below the curve $g_{12} < g_{12}^{\text{crit}}$, the only stable solution is the homogenous state $\mathbf{c} \equiv \bar{\mathbf{c}}$, see Figure 8(1). The bifurcation diagram of the system at point ‘a’ residing in the supercritical regime is presented in Figure 8B. At $\sigma < \sigma_c$, the homogenous state becomes unstable, and rather a branch of stable periodic solutions whose amplitude is proportional to $\sqrt{\sigma_c - \sigma}$, see Figure 8(2), emerges. Finally, Figure 8C presents the bifurcation diagram of the system at point ‘b’ which resides in the subcritical regime. In this case, there exists a region $\sigma_c < \sigma < \sigma_{\text{fold}}$, where σ_{fold} is the fold point, of multiple stationary which are all stable. For example, as verified by direct simulation, at point $\sigma = \sigma^*$, both the homogenous state (Figure 8(1)) and the periodic state presented in Figure 8(3) are stable under PNP-CH dynamics with periodic boundary conditions for ϕ .

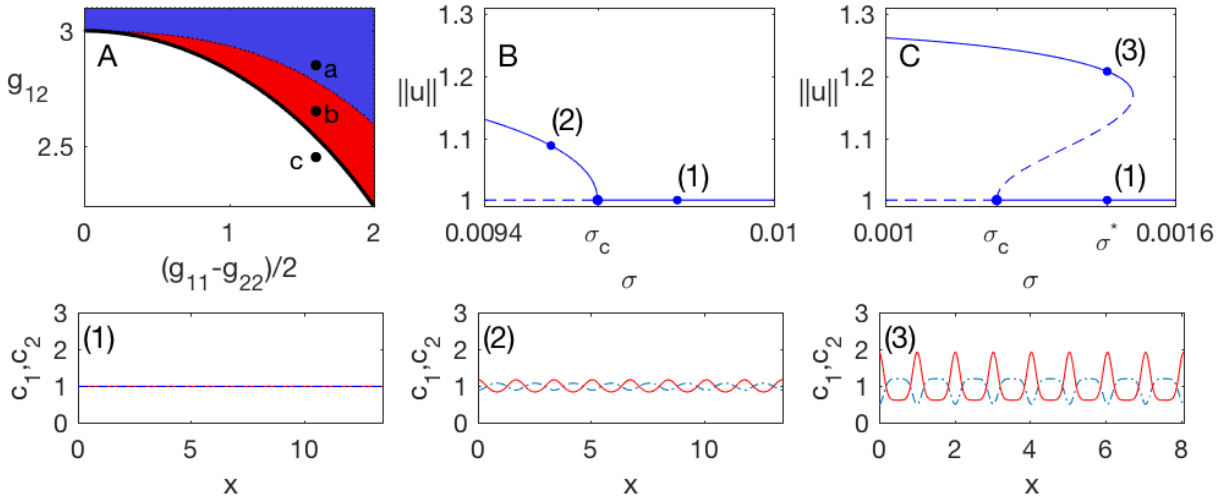


Figure 8: A: Parameter space depicting the regions of parameters $(g_{11} - g_{22})/2$ and g_{12} where $g_{11} + g_{22} = 4$ and $\bar{c} = 1$ in which the system undergoes supercritical (blue region including point a) and subcritical phase transitions (red region including point b) at $\sigma = \sigma_c$. Solid curve is $g_{12} = g_{12}^{\text{crit}}$ below which the homogenous state $c_i \equiv \bar{c}$, presented in graph (1), is stable. B,C: The bifurcation diagrams corresponding to points a and b, respectively, in the parameter space. Solid curves are stable branches, while dashed curve correspond to unstable solutions. Graphs (1)-(3): Example plots of $c_1(x)$ (dash-dots) and $c_2(x)$ (solid) at points a-c of diagrams A, B are presented in the bottom graphs.

5.4 Effect of finite domain size

To study the effect of finite domain size, we conduct a numerical continuation study of the PNP-CH system (38,10b,39) in a finite domain $[-L, L]$ using pde2path 2.0 [13, 38]. Unlike a typical continuation study which considers stability of the solution with respect to the (elliptic) stationary equation, we test here stability with respect to PNP-CH dynamics by linking the continuation method to a Comsol 5.2a finite element solver. When a solution is found to be unstable, the solver returns the computed (stable) stationary solution it had converged to. Therefore, in addition to stability information, this method allows to efficiently map distinct solution branches by studying the stationary solutions computed by the solver. See Section 6 for numerical details.

The bifurcation diagram of the PNP-CH (38,10b,39) in the domain $[-L, L]$ where $L = 3\pi/2k_c$, and otherwise with the same parameters as in Figure 8, is presented in Figure 9A. As expected, we recover the branch

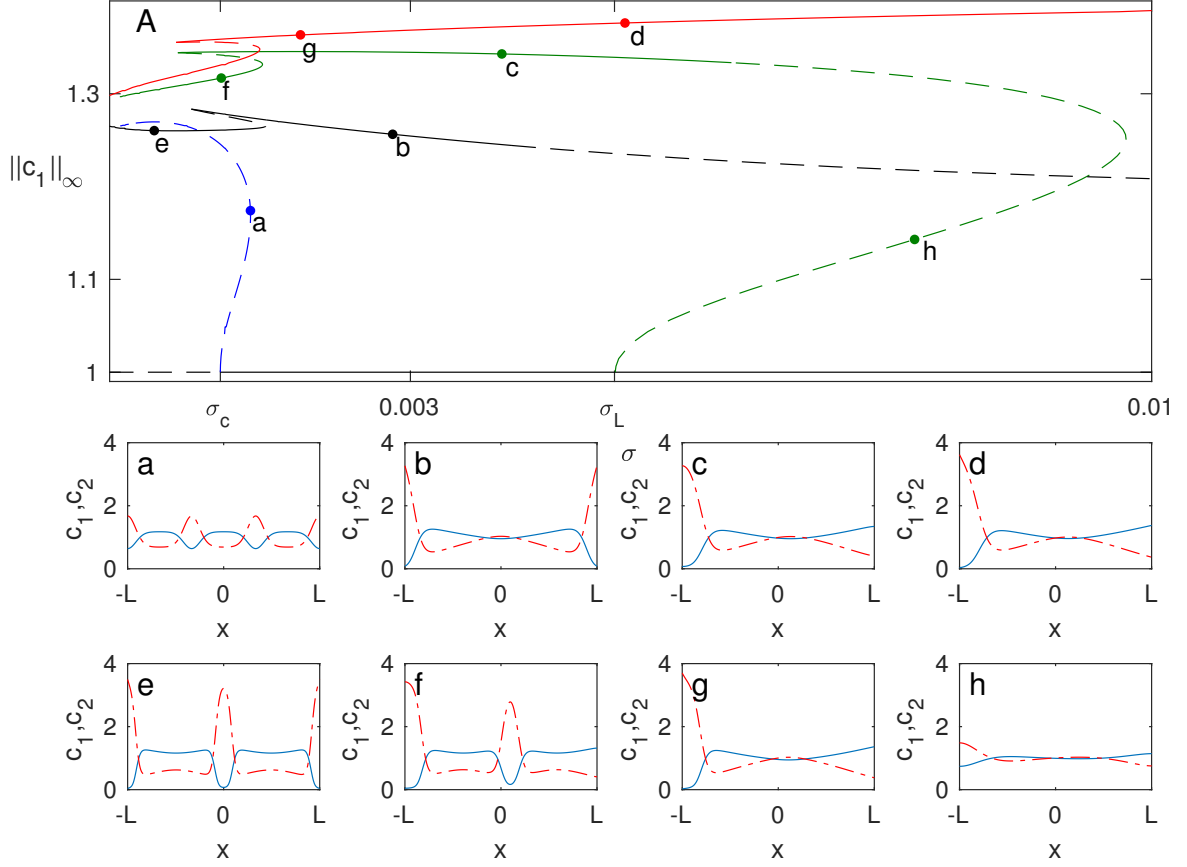


Figure 9: A: Bifurcation diagram of stationary solution of the PNP-CH system (38,10b,39) in the domain $[-L, L]$ where $L = 3\pi/k_c$ and $k_c \approx 6.23$ with parameters $g_{11} = 3.6, g_{22} = 0.4, g_{12} = 2.65, z_1 = 1 = -z_2, \bar{c}_1 = \bar{c}_2 = 1$. Solid curves are stable branches with respect to PNP-CH dynamics, while dashed curve correspond to unstable solutions. Plots of $c_1(x)$ (solid blue) and $c_2(x)$ (dash-dotted red) at points a-h of diagram A are presented in the bottom graphs a-h.

of periodic solutions with period π/k_c , see blue branch in Figure 9A, and a plot of a solution in point ‘a’ along this branch in Figure 9a. As noted, in free-space, solutions along this branch become stable under PNP-CH dynamics after the fold point $\sigma = \sigma^*$, see Figure 8C. In contrast, we observe that, in a finite domain, all solutions along this branch are unstable under PNP dynamics. Rather, additional branches with corresponding stable solutions emerge. The black branch in Figure 9A corresponds to periodic solutions with period $3\pi/k_c$ (point ‘b’, see Figure 9b) or with period $3\pi/2k_c$ (point ‘e’, see Figure 9e). Two additional branches (green and red with points ‘c’ and ‘d’, respectively) correspond to asymmetric solutions, see, e.g., Figure 9c. Note that since $\phi = V = 0$ on both boundaries, there is no preferred direction for the solutions. Hence, every point along the green and red branches corresponds to two solutions which are reflections of each other. Hence, for example, at $\sigma = 0.003$, we find that the system has six different stable stationary solutions: the homogenous state, the symmetric solution corresponding to point ‘b’, two solutions corresponding to a point on the red branch and two additional ones corresponding to a point on the green branch. Particularly, we observe multiple stable stationary solutions over the a wide range of σ .

5.5 Effect of applied voltage

Following the study of finite-domain effect in Section 5.4, we now apply numerical continuation methods [13, 38] to study the effect of applied voltage.

We consider the PNP-CH system (38,10b,39) in the domain $[-5, 5]$ with applied voltage $\phi_L = -\phi_{-L} = 1$, and otherwise with the same parameters as in Figure 8. The corresponding bifurcation diagram is presented in Figure 10 where solid curves correspond to solutions which are stable with respect to PNP-CH dynamics,

and dashed curve correspond to unstable solutions. Figure 11 presents concentration profiles of solutions corresponding to points ‘a’-‘o’ along various branches presented in Figure 10. We observe that the bifurcation diagram is significantly more complex than the one presented in Figure 9 for solutions of a PNP-CH (38,10b,39) in the domain $[-L, L]$ where $L \approx 1.49$ and with no applied voltage $V = 0$. As we shall see, this is mainly due to the larger domain size in Figure 10. Indeed, as expected, the solutions profiles are essentially identical near the charged boundaries, see Figure 11. The reason is that near a sufficiently charged wall, the concentration profiles near the boundaries are independent of the high-order gradient-energy terms. Namely, boundary layers of $O(1/\sqrt{\sigma})$ width do not develop in the concentration profiles, and rather dominant balance shows that

$$c_1 \approx e^{-z_1\phi}, \quad c_2 \approx -\frac{z_2\phi}{g_{22}}, \quad \phi \gg 1, \quad \text{or} \quad c_2 \approx e^{-z_2\phi}, \quad c_1 \approx -\frac{z_1\phi}{g_{11}}, \quad \phi \ll -1,$$

see discussion before Lemma 5. The different branches, therefore, describe distinct behavior in the bulk, namely, different numbers, amplitudes and locations of peaks. Particularly, while the lowest branch in the bifurcation diagram, see Figure 10, corresponds to solutions with a uniform bulk, see Figure 11a, solutions ‘f’ and ‘o’ have one peak in the bulk, solutions ‘c’, ‘l’ and ‘m’ have two peaks, and solution ‘h’ with three peaks. Finally, solution ‘j’ has four peaks, see Figure 11. The maximal number of peaks is dictated by the domain size. Thus, the bifurcation diagram on a larger domain will have more branches. To distinguish between the number of peaks, and to distinguish between two solutions that have the same number of peaks but at different locations, e.g., solutions ‘l’ and ‘m’, we choose a weighted arc-length solution norm

$$\|c_1\| := \int_{-L}^L \left(1 + \frac{x+L}{2L}\right) \sqrt{1 + |\nabla c_1|^2} dx, \quad (46)$$

to plot bifurcations in the $(\sigma, \|c_1\|)$ plane.

One of the questions motivating this study is whether the multiple stationary solutions of the PNP-CH model can describe distinct levels of current (hopefully corresponding to ‘open’ and ‘closed’ states in the context of ionic channels). In [28], the authors considered the excess current associated with the various stationary solutions (written in non-dimensional form)

$$I_{\text{ex}} := \sum_{i=1}^N z_i \int_{-L}^L J_i - J_i^{\text{PNP}} dx, \quad J_i - J_i^{\text{PNP}} = -c_i \sum_{j=1}^N g_{ij} \nabla c_j + \sigma c_i \nabla \Delta c_i \quad (47)$$

as a possible indicator for distinct level of total currents. Following this work, we compute the excess currents of the multiple stationary solutions plotted in Figure 11. The values of the computed excess currents (47), I_{ex} , are presented in the title of each corresponding graph. Despite significant qualitative differences between the solutions profiles, we find only small differences the excess currents. For example, the largest relative difference between excess currents associated with two solutions is 2.2% and is observed for a solution with homogenous bulk, see Figure 11a, and a solution with bulk pattern of four peaks, see Figure 11j.

6 Numerical methods

The stationary solutions of the PNP-steric equation, presented in Sections 3 and 4, were computed by solving the initial value problem (16,26) using Matlab’s ode45. As noted, this is the reason many of the boundary-value problem parameters in Figures 1-6 are not round numbers.

The numerical continuation study of the stationary solutions of the PNP-CH system (38,10b,39) in a finite domain $[-L, L]$ was conducted using pde2path 2.0 [13, 38]. Typical continuation studies consider the stability of the solution with respect to the (elliptic) stationary equation. Our study, however, considered the stability of the solution with respect to PNP-CH dynamics. To test the stability of the stationary solution computed by pde2path, we use LiveLinkTM for Matlab to solve the PNP-CH system, with initial condition attained from pde2path output, via a Comsol 5.2a finite element solver. Whenever the stationary solution computed by pde2path is found to be unstable, the simulation of the PNP-CH system converges to a new stable stationary solution. If the new stationary solution does not already reside on a known branch, it is used to find a new branch using numerical continuation.

The pseudo-code is as follows.

1. Find stationary solution using numerical continuation, starting with a given (possibly approximate) stationary solution \mathbf{u}_0^{2P} .

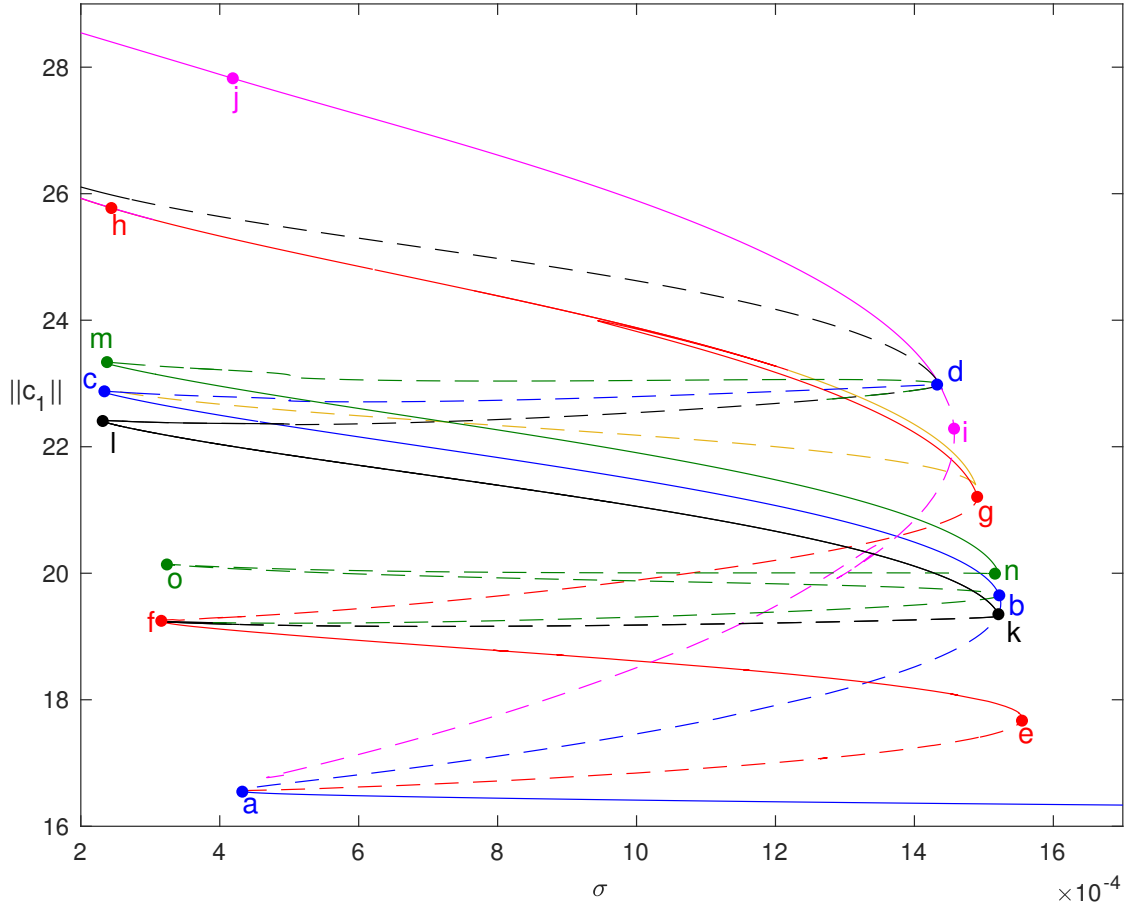


Figure 10: Bifurcation diagram of stationary solutions of PNP-CH system (38,10b,39) in the domain $[-5, 5]$ with applied voltage $V = 1$, and parameters $g_{11} = 3.6$, $g_{22} = 0.4$, $g_{12} = 2.65$, $z_1 = 1 = -z_2$ and $\bar{c}_1 = \bar{c}_2 = 1$. Here $\|c_1\|$ is a weighted arc-length norm given by (46). Solid curves are stable branches with respect to PNP-CH dynamics, while dashed curve correspond to unstable solutions.

(a) At step i

- i. Compute stationary solution $\mathbf{u}_i^{\text{p2p}}$.
- ii. Solve the PNP-CH system with initial condition $\mathbf{u}(0, \mathbf{x}) = \mathbf{u}_i^{\text{p2p}}$ until it reaches steady state at time T . Denote $\mathbf{u}_i^{\text{stationary}} := \mathbf{u}(T, \mathbf{x})$.
- iii. The stationary solution $\mathbf{u}_i^{\text{p2p}}$ is stable if

$$\|\mathbf{u}_i^{\text{stationary}} - \mathbf{u}_i^{\text{p2p}}\| < \text{TOL},$$

and otherwise unstable.

- iv. If $\mathbf{u}_i^{\text{p2p}}$ is unstable, and if $\mathbf{u}_i^{\text{stationary}}$ does not reside on the same branch as the previously computed solution $\mathbf{u}_{i-1}^{\text{stationary}}$, i.e.,

$$\|\mathbf{u}_i^{\text{stationary}} - \mathbf{u}_{i-1}^{\text{stationary}}\| > \text{TOL},$$

then add $\mathbf{u}_i^{\text{stationary}}$ to list \mathcal{L} of solutions on potentially new branches.

2. Save branch data $\mathcal{B}_k = \{\sigma_i, \|\mathbf{u}_i^{\text{p2p}}\|\}$

3. For each point in list $\mathbf{u} \in \mathcal{L}$ of solutions on potentially new branches,

- (a) verify that \mathbf{u} does not reside on known branches $\{\mathcal{B}_1, \mathcal{B}_2, \dots, \mathcal{B}_k\}$ (i.e., $\|\mathbf{u}\|$ is at distance larger than TOL from branch curve).

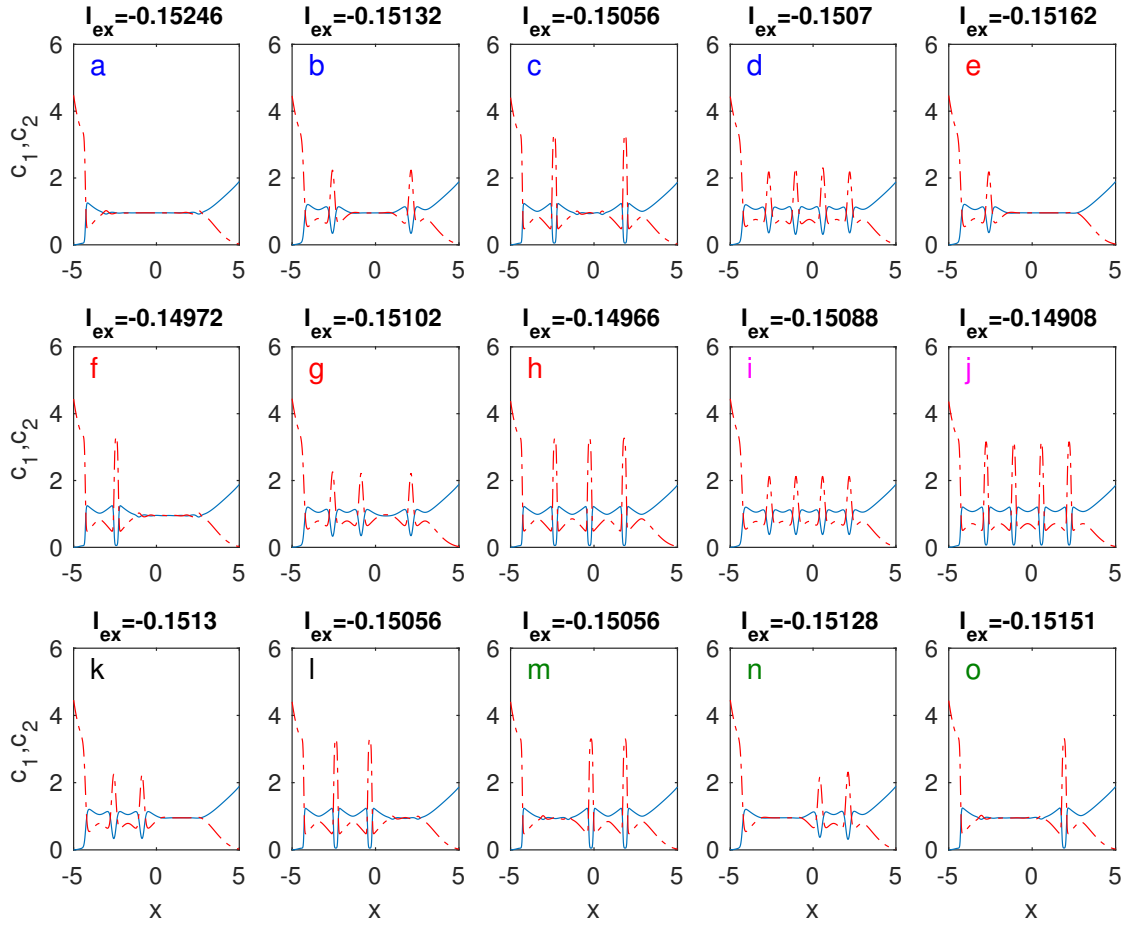


Figure 11: Charge concentration profiles $c_1(x)$ (solid) and $c_2(x)$ (dash-dots) corresponding to points a-o of Figure 10. The values of the computed excess currents (47), I_{ex} , are presented in the title of each corresponding graph.

(b) Repeat stage 1, starting the numerical continuation from \mathbf{u} , i.e., setting $\mathbf{u}_0^{p2p} = \mathbf{u}$

The combined method allows to map distinct solution branches more efficiently than considering solely the equations for the stationary states. For example, we found that numerical continuation from point ‘a’ retrieved the blue branch (associated with point ‘c’) but not the red branch (associated with point ‘e’). Therefore, mapping the three unstable branches emanating from point ‘a’, see Figure 10, using numerical continuation from this point is demanding. Using the combined method, such issues are avoided. For example, solving the PNP-CH system with initial conditions corresponding to solutions along the blue branch connecting points ‘a’ and ‘b’, gives rise to a stable stationary solution of the PNP-CH system on the red branch connecting points ‘e’ and ‘f’. The red branch is then traced back from this point to point ‘a’ using continuation.

7 Conclusions

We have considered the existence and stability of stationary solutions of the PNP-steric system, and have shown that the system gives rise to smooth multiple stationary solutions. These solutions, however, are all unstable under PNP-steric dynamics. Following this finding, we introduced a novel PNP-Cahn-Hilliard model which is valid at high concentrations. We have shown that this model gives rise to multiple stationary solutions that are stable with respect to PNP-CH dynamics, and utilized bifurcation analysis and numerical continuation to map the various branches of stationary solutions.

The PNP-CH model differs from the broad family of generalized PNP models as it gives rise to bulk pattern formation. From a physical point of view, emergence of periodic patterns or pattern formation, in general,

does not seem natural in electrolyte systems - salt dissolved in a cup of water is not typically observed to spontaneously self-assemble into spatial nano-structures. Self-assembly of bulk nano-structure, however, is well documented in room-temperature ionic liquids, see [21] and references within. Room-temperature ionic liquids are solvent-less mixtures of ions which remain liquid at room temperature. In a sense, they provide a limiting example of the most concentrated electrolyte solutions. Hence, it is not unreasonable that highly concentrated electrolyte solutions would also self-assemble into spatial nano-structures.

Electrolyte behavior near charged boundaries, aka the electric double layer structure, has been at the spotlight of electrolyte research due to its importance within a wide range of areas including electrochemistry, biochemistry, physiology, and colloidal science. The stationary solution profiles presented in this study, however, share essentially the same electric double layer structure, and differ only by their bulk behavior. This observation raises questions regarding the effect of bulk nano-structure on electrolyte behavior, and its coupling to the electric double layer structure. A study addressing these issues will be presented elsewhere.

Finally, one of the questions motivating this study is whether multiple stationary solutions of the PNP-CH model can describe distinct levels of current. We find only minor differences between the excess currents of the stationary solutions. Therefore, the indirect measure of excess current does not provide an answer to this question. A systematic study of the stationary solutions of the PNP-CH model in an ion channel setting, and their corresponding current levels, will be presented elsewhere.

Acknowledgements

This research was supported by the Technion VPR fund and from EU Marie-Curie CIG Grant 2018620. We thanks Hannes Uecker for valuable advice in the application of `pde2path`.

References

- [1] Martin Z Bazant, Mustafa Sabri Kilic, Brian D Storey, and Armand Ajdari, *Towards an understanding of induced-charge electrokinetics at large applied voltages in concentrated solutions*, Advances in Colloid and Interface Science **152** (2009), 48–88.
- [2] Martin Z Bazant, Brian D Storey, and Alexei A Kornyshev, *Double layer in ionic liquids: Overscreening versus crowding*, Physical Review Letters **106** (2011), no. 4, 046102.
- [3] Dan Ben-Yaakov, David Andelman, Daniel Harries, and Rudi Podgornik, *Beyond standard poisson-boltzmann theory: ion-specific interactions in aqueous solutions*, Journal of Physics: Condensed Matter **21** (2009), no. 42, 424106.
- [4] Dan Ben-Yaakov, David Andelman, and Rudi Podgornik, *Dielectric decrement as a source of ion-specific effects*, The Journal of chemical physics **134** (2011), no. 7, 074705.
- [5] Dan Ben-Yaakov, David Andelman, Rudi Podgornik, and Daniel Harries, *Ion-specific hydration effects: Extending the poisson-boltzmann theory*, Current Opinion in Colloid & Interface Science **16** (2011), no. 6, 542–550.
- [6] JJ Bikerman, *Structure and capacity of electrical double layer*, Philosophical Magazine **33** (1942), 384–397.
- [7] F Booth, *The dielectric constant of water and the saturation effect*, The Journal of Chemical Physics **19** (1951), 391–394.
- [8] Itamar Borukhov, David Andelman, and Henri Orland, *Steric effects in electrolytes: A modified poisson-boltzmann equation*, Physical review letters **79** (1997), no. 3, 435.
- [9] John W Cahn and John E Hilliard, *Free energy of a nonuniform system. i. interfacial free energy*, Journal of Chemical Physics **28** (1958), 258–267.
- [10] SM Cox and PC Matthews, *New instabilities in two-dimensional rotating convection and magnetoconvection*, Physica D: Nonlinear Phenomena **149** (2001), no. 3, 210–229.
- [11] D Di Caprio, Z Borkowska, and J Stafiej, *Simple extension of the gouy-chapman theory including hard sphere effects.: Diffuse layer contribution to the differential capacity curves for the electrode electrolyte interface*, Journal of Electroanalytical Chemistry **540** (2003), 17–23.

- [12] Dung di Caprio, Z Borkowska, and J Stafiej, *Specific ionic interactions within a simple extension of the gouy–chapman theory including hard sphere effects*, Journal of Electroanalytical Chemistry **572** (2004), no. 1, 51–59.
- [13] T Dohnal, JDM Rademacher, H Uecker, and D Wetzel, *pde2path 2.0: Multi-parameter continuation and periodic domains*, ENOC (2014).
- [14] RS Eisenberg and Ron Elber, *Atomic biology, electrostatics and ionic channels*, New developments and theoretical studies of proteins **7** (1996), 269–357.
- [15] N. Gavish and K. Promislow, *On the structure of generalized Poisson–Boltzmann equations*, European Journal of Applied Mathematics **27** (2016), 667–685.
- [16] Nir Gavish and Keith Promislow, *Systematic interpretation of differential capacitance data*, Physical Review E **92** (2015), no. 1, 012321.
- [17] Nir Gavish and Arik Yochelis, *Theory of phase separation and polarization for pure ionic liquids*, The journal of physical chemistry letters **7** (2016), no. 7, 1121–1126.
- [18] AA Golovin, SH Davis, and PW Voorhees, *Self-organization of quantum dots in epitaxially strained solid films*, Physical Review E **68** (2003), no. 5, 056203.
- [19] Ekaterina Gongadze and Aleš Iglič, *Asymmetric size of ions and orientational ordering of water dipoles in electric double layer model—an analytical mean-field approach*, Electrochimica Acta **178** (2015), 541–545.
- [20] Marius M Hatlo, RHHG Van Roij, and Leo Lue, *The electric double layer at high surface potentials: The influence of excess ion polarizability*, EPL (Europhysics Letters) **97** (2012), no. 2, 28010.
- [21] Robert Hayes, Gregory G Warr, and Rob Atkin, *Structure and nanostructure in ionic liquids*, Chemical reviews **115** (2015), 6357–6426.
- [22] Tzyy-Leng Horng, Tai-Chia Lin, Chun Liu, and Bob S Eisenberg, *PNP Equations with Steric Effects: A Model of Ion Flow through Channels*, J. Phys. Chem. B **116** (2012), 11422–11441.
- [23] Li-Chang Hung and Mach Nguyet Minh, *Stationary solutions to the poisson-nernst-planck equations with steric effects*, arXiv preprint arXiv:1509.02456 (2015).
- [24] Aleš Iglič, Damjana Drobne, and Veronika Kralj-Iglič, *Nanostructures in biological systems: Theory and applications*, CRC Press, 2015.
- [25] I Kaufman, DG Luchinsky, R Tindjong, PVE McClintock, and RS Eisenberg, *Multi-ion conduction bands in a simple model of calcium ion channels*, Physical biology **10** (2013), no. 2, 026007.
- [26] Mustafa Sabri Kilic, Martin Z Bazant, and Armand Ajdari, *Steric effects in the dynamics of electrolytes at large applied voltages. ii. modified poisson-nernst-planck equations*, Physical review E **75** (2007), no. 2, 021503.
- [27] Tai-Chia Lin and Bob Eisenberg, *A new approach to the lennard-jones potential and a new model: Pnp-steric equations*, Communications in Mathematical Sciences **12** (2014), no. 1, 149–173.
- [28] ———, *Multiple solutions of steady-state poisson? nernst? planck equations with steric effects*, Nonlinearity **28** (2015), no. 7, 2053.
- [29] Chun Liu, *Personal communications*.
- [30] Jinn-Liang Liu and Bob Eisenberg, *Poisson-nernst-planck-fermi theory for modeling biological ion channels*, The Journal of chemical physics **141** (2014), no. 22, 12B640_1.
- [31] José Juan López-García, José Horno, and Constantino Grosse, *Poisson–boltzmann description of the electrical double layer including ion size effects*, Langmuir **27** (2011), no. 23, 13970–13974.
- [32] GA Mansoori, NF Carnahan, KE Starling, and TW Leland Jr, *Equilibrium thermodynamic properties of the mixture of hard spheres*, The Journal of Chemical Physics **54** (1971), 1523–1525.

- [33] Walther Nernst, *Die elektromotorische wirksamkeit der jonen*, Zeitschrift für physikalische Chemie **4** (1889), no. 1, 129–181.
- [34] Max Planck, *Ueber die erregung von electricität und wärme in electrolyten*, Annalen der Physik **275** (1890), no. 2, 161–186.
- [35] STP Psaltis and Troy W Farrell, *Comparing charge transport predictions for a ternary electrolyte using the maxwell–stefan and nernst–planck equations*, Journal of The Electrochemical Society **158** (2011), no. 1, A33–A42.
- [36] Guido Schneider and Dominik Zimmermann, *Justification of the ginzburg–landau approximation for an instability as it appears for marangoni convection*, Mathematical Methods in the Applied Sciences **36** (2013), no. 9, 1003–1013.
- [37] Herr Otto Stern-Hamburg, *Zur theorie der elektrolytischen doppelschicht.*, S. f. Electrochemie **30** (1924), 508.
- [38] Hannes Uecker, Daniel Wetzel, and Jens DM Rademacher, *pde2path-a matlab package for continuation and bifurcation in 2d elliptic systems*, Numerical Mathematics: Theory, Methods and Applications **7** (2014), no. 01, 58–106.