

Gravitational waves from a supercooled electroweak phase transition and their detection with pulsar timing arrays

Archil Kobakhidze¹, Cyril Lagger¹, Adrian Manning¹ and Jason Yue²

¹*ARC Centre of Excellence for Particle Physics at the Terascale, School of Physics, The University of Sydney, NSW 2006, Australia*

²*Department of Physics, National Taiwan Normal University, Taipei 116, Taiwan*

E-mail: archil.kobakhidze@sydney.edu.au, cyril.lagger@sydney.edu.au, adrian.manning@sydney.edu.au, jason.yue@ntnu.edu.tw

ABSTRACT: We investigate the properties of a stochastic gravitational wave background produced by a first-order electroweak phase transition in the regime of extreme supercooling. We study a scenario whereby the percolation temperature that signifies the completion of the transition, T_p , can be as low as a few MeV (nucleosynthesis temperature), while most of the true vacuum bubbles are formed much earlier at the nucleation temperature, $T_n \sim 50$ GeV. This implies that the gravitational wave spectrum is mainly produced by the collisions of large bubbles and characterised by a large amplitude and a peak frequency as low as $f \sim 10^{-9} - 10^{-7}$ Hz. We show that such a scenario can occur in (but not limited to) a model based on a non-linear realisation of the electroweak gauge group, such that the Higgs vacuum configuration is altered by a cubic coupling. In order to carefully quantify the evolution of the phase transition of this model over such a wide temperature range, we go beyond the usual fast transition approximation, taking into account the expansion of the universe as well as the behaviour of the nucleation probability at low temperatures. Our computation shows that there exists a range of parameters for which the gravitational wave spectrum lies at the edge between the exclusion limits of current pulsar timing array experiments and the detection band of the future Square Kilometre Array observatory.

1 Introduction

Cosmological phase transitions (PT) are predicted by many particle physics models with important consequences on the dynamics of the universe. In particular, first-order PTs produce a stochastic background of gravitational waves (GWs) from the collision of true vacuum bubbles and their interaction with the surrounding hot plasma [1–5]. The observation of a stochastic GW spectrum would then provide an opportunity to obtain more information on the early universe and potentially new physics. In particular, the Standard Model itself does not predict a first-order electroweak PT [6] and thus neither the production of the associated GWs. However, several extensions of the SM do accommodate such a transition, allowing the matter-antimatter asymmetry of the universe to be explained via electroweak baryogenesis [7] (cf. e.g. [8–11] for recent reviews on the topic).

The peak frequency of a stochastic GW background produced by a PT near the electroweak scale, $T_{EW} \sim 100$ GeV, is expected to lie in the millihertz range, which coincides with the projected sensitivity of the future eLISA space-based interferometer [12]. This motivated a series of investigations into the production of GWs in various BSM models, see e.g. [13–20]. The characteristic frequency and amplitude of the spectrum are derived from the dynamics of the PT and depend on a few key parameters: the duration of the transition, the size of colliding bubbles, the bubble-walls velocity and the fraction of vacuum energy transferred into the bubble-walls. In the aforementioned studies, these quantities are computed under the assumption that the PT occurs on a time scale much shorter than the Hubble time. The instant at which most of the bubbles are nucleated is thus very close to the time when they collide and cover a significant volume of the universe. In this article, we shall however consider the case of a prolonged electroweak PT with a non-negligible amount of time between nucleation and collision. We expect the GW background to be predominantly produced by large bubbles colliding much later than in a typical electroweak PT previously discussed in the literature. A range of lower peak frequencies is then observed in such a scenario.

In order to illustrate this phenomenon, we consider a model based on a non-linearly realised electroweak gauge group [20–23] where the Higgs potential admits a cubic term at tree-level. In other words, a barrier exists between the two different phases of the Higgs field from the electroweak scale down to zero temperature, allowing a significant amount of supercooling¹. Interestingly, this model exhibits a range of parameters for which the PT is long-lasting and completes well below the electroweak scale, namely at $T \sim [0.1, 10]$ GeV. Once the details of the PT are known, rough estimates of the peak frequency and peak amplitude can be derived from dimensional arguments, although more precise predictions usually require numerical analysis. Since significant supercooling occurs in our case, bubble collisions become the dominant source of GWs, whilst the interactions of bubbles with the surrounding plasma can be neglected. We then rely on previous numerical simulations employing the so-called envelope approximation [2–5, 27, 28]. It is important to notice

¹We should note that extreme supercooling [24] is also a feature of a class of scale-invariant models of electroweak symmetry breaking with a very light scalar particle [25]. We will discuss these models in a separate publication [26].

that these simulations have been performed under the assumption of a rapid PT and it is not clear a priori whether they are applicable to longer transitions. However, we take a special care to include the effects of the expansion of the universe on the related growth of the vacuum bubbles and to study the behaviour of the nucleation probability at low temperature. Together with the previous simulations, this approach is expected to yield good estimates of the GW characteristics. Our calculations show that frequencies of the GWs produced by supercooled phase transitions are in the range $10^{-9} - 10^{-7}$ Hz and allows for detection by pulsar timing array (PTA) experiments², such as the future Square Kilometre Array (SKA) [30].

This article is organised as follows. In Sec. 2, we briefly present the model based on a non-linear realisation of the electroweak gauge group. In Sec. 3, we describe the dynamics of a supercooled and long-lasting phase transition. Then we apply this formalism to the aforementioned model. In Sec. 4, we estimate the GW spectrum produced by this phase transition and compare the results with current and future PTA detectors. Finally, we discuss our results and approximations in the conclusion.

2 A non-linearly realised electroweak gauge group

It has been recently shown that a model with a non-linearly realised electroweak gauge group can accommodate a first-order phase transition [20]. We emphasise that the aim of this article is not to focus on the specifics of this model. Rather, such a “toy-model” allows us to illustrate a realistic mechanism that is capable of producing GWs associated with a supercooled and long-lasting PT. Henceforth, a brief description of the key features of this model is given below (cf. e.g. [21–23] for further details).

In this approach, the coset group $\mathcal{G}_{\text{coset}} = SU(2)_L \times U(1)_Y / U(1)_Q$ is gauged and the Higgs boson appears as a singlet $\rho(x) \sim (\mathbf{1}, \mathbf{1})_0$ under the SM gauge group. The SM model Higgs doublet can then be identified as:

$$H(x) = \frac{\rho(x)}{\sqrt{2}} e^{\frac{i}{2} \pi^i(x) T^i} \begin{pmatrix} 0 \\ 1 \end{pmatrix}, \quad i \in \{1, 2, 3\} \quad (2.1)$$

where the three would-be Goldstone bosons spanning the coset space $\mathcal{G}_{\text{coset}}$ are represented by the $\pi^i(x)$ fields. The broken generators associated with this coset group are correspondingly $T^i = \sigma^i - \delta^{i3} \mathbb{I}$, with σ^i denoting the Pauli matrices. The physical Higgs h is then identified as the fluctuation of ρ around the electroweak vacuum expectation value $v = 246$ GeV such that $\rho = v + h$.

Following [20], all the SM configurations are assumed, with the exception of the Higgs potential. Indeed, as ρ is a singlet, an anomalous cubic term is allowed in the following way:

$$V^{(0)}(\rho) = -\frac{\mu^2}{2} \rho^2 + \frac{\kappa}{3} \rho^3 + \frac{\lambda}{4} \rho^4. \quad (2.2)$$

This tree-level potential explicitly depends on the three parameters μ , κ and λ . However, the relations $\left. \frac{dV}{d\rho} \right|_{\rho=v} = 0$ and $\left. \frac{d^2V}{d\rho^2} \right|_{\rho=v} = m_h^2 \approx (125 \text{ GeV})^2$ allow the model to be controlled

²Note also that if the QCD transition were first-order, it could be probed by PTA detectors as well [29].

by a single free parameter, which is chosen to be κ . Taking the example at tree level, the above relations can be solved analytically giving:

$$\begin{aligned}\mu^2 &= \frac{1}{2} (m_h^2 + v\kappa), \\ \lambda &= \frac{1}{2v^2} (m_h^2 - v\kappa).\end{aligned}\tag{2.3}$$

The same process can be used to express μ and λ as a function of κ consistently at each order of perturbation, at least numerically. In this article, we solve the relations at one-loop level.

In order to describe the behaviour of the Higgs field during the early universe, we require the one-loop finite temperature potential. It is usually written as follows [31–34]:

$$V(\rho, T) = V^{(0)}(\rho) + V_{CW}^{(1)}(\rho) + V^{(1)}(\rho, T) + V_{Daisy}(\rho, T),\tag{2.4}$$

where $V^{(0)}$ is the classical potential (2.2), $V_{CW}^{(1)}$ is the one-loop Coleman-Weinberg potential at $T = 0$, $V^{(1)}(\rho, T)$ is the finite temperature contribution and V_{Daisy} are correction terms dealing with infrared divergences. The explicit expressions of these contributions are given in the appendix A.1. For each value of κ , the potential (2.4) can be numerically computed and the thermal behaviour of the Higgs field can be analysed.

3 Prolonged electroweak phase transition

The cosmological behaviour of the Higgs field is mainly described by its thermal potential (2.4). We can summarise its dynamics as a first-order PT using a few key temperatures ($\tilde{T} > T_c > T_n > T_p$) as follows. For $T > \tilde{T}$, $V(\rho, T)$ admits a single minimum at $\rho = v_T^{(+)}$ called the symmetric phase of the Higgs field. As the universe cools and reaches \tilde{T} , a second minimum, called the broken phase, forms at $\rho = v_T^{(-)}$ with an energy density initially higher than that of the symmetric phase. This energy density then decreases until the two vacua become degenerate at the critical temperature $T = T_c$. For $T < T_c$, the energy density of the broken phase keeps decreasing, causing the symmetric phase to become metastable: in other words, the Higgs field may tunnel through the potential barrier between $v_T^{(+)}$ and $v_T^{(-)}$. If the decay probability is high enough, bubbles of true vacuum nucleate and expand in the surrounding symmetric phase. The nucleation temperature, T_n is then defined as the temperature at which most of the bubbles are produced. On the other hand, the percolation temperature, T_p corresponds to the instant when a significant volume of the universe (whose value would be specified later on) has been converted from the symmetric to the broken phase. We expect most of bubble-collisions to occur around T_p and not T_n , unlike typical high-temperature (short-lived) phase transitions.

We should mention that some models admit a temperature $T_0 < T_c$ below which the barrier between the two vacua disappears. If a transition has not occurred by this time, the Higgs field will then roll down the potential without forming any bubbles. This situation does not occur in our model of interest since the potential (2.2) admits a cubic term at zero temperature. In other words, the barrier will never vanish and a first-order PT can

occur a priori at arbitrarily low T , unless the Higgs field stays trapped in its metastable state. Although an electroweak PT is usually assumed to be quick, with $T_p \sim T_n$, we can in this case consider a longer transition with $T_p \ll T_n$ and a large amount of supercooling. We now show how we can explicitly compute these temperatures from both the nucleation probability and the bubble dynamics.

3.1 Decay probability

The tunnelling of the Higgs field between the two vacua is characterised by the decay probability Γ per unit time per unit volume. Quantum fluctuations drive this process at zero temperature [35, 36] while thermal fluctuations dominate at finite T [37]. Therefore, Γ is expressed as a function of the temperature of the universe and can be written in the semiclassical approximation as follows:

$$\Gamma(T) \approx A(T)e^{-S(T)} \quad (3.1)$$

where $A(T)$ is a prefactor of mass dimension 4 and $S(T)$ is the Euclidean action $S[\rho, T]$ evaluated along the bounce trajectory ρ_B . In full generality, the Euclidean action is the functional over the Higgs field ρ defined as [38]:

$$S[\rho, T] = 4\pi \int_0^\beta d\tau \int_0^\infty dr r^2 \left[\frac{1}{2} \left(\frac{d\rho}{d\tau} \right)^2 + \frac{1}{2} \left(\frac{d\rho}{dr} \right)^2 + \mathcal{F}(\rho, T) \right], \quad (3.2)$$

where $\tau = -it$ is the Euclidean time, $\beta = \frac{1}{T}$ and $\mathcal{F}(\rho, T) := V(\rho, T) - V(v_T^{(+)}, T)$ is the free energy density. The bounce trajectory $\rho_B(\tau, r)$ is the solution which minimises the Euclidean action and thus satisfies the following equation of motion:

$$\frac{\partial^2 \rho}{\partial \tau^2} + \frac{\partial^2 \rho}{\partial r^2} + \frac{2}{r} \frac{\partial \rho}{\partial r} - \frac{\partial \mathcal{F}}{\partial \rho}(\rho, T) = 0, \quad (3.3)$$

with the boundary conditions

$$\left. \frac{\partial \rho}{\partial \tau} \right|_{\tau=0, \pm\beta/2} = 0, \quad \left. \frac{\partial \rho}{\partial r} \right|_{r=0} = 0, \quad \lim_{r \rightarrow \infty} \rho(r) = v_T^{(+)}. \quad (3.4)$$

The specific shape of the bounce $\rho(\tau, r)$ depends on the temperature [37]. At zero or low temperature, it reduces to an $O(4)$ symmetric solution $\rho(\tilde{r})$ with $\tilde{r} = \sqrt{\tau^2 + r^2}$, while at high temperature it is given by an $O(3)$ -symmetric and time-independent solution $\rho(r)$. The temperature scale that allows us to distinguish between these regimes is given by the mass scale of the problem or equivalently by the size R_0 of the $O(4)$ symmetric bubble at $T = 0$. In both the limits $T \ll R_0^{-1}$ and $T \gg R_0^{-1}$, the action (3.2) simplifies as follows:

$$S[\rho, T] \approx \begin{cases} S_4[\rho, T] = 2\pi^2 \int_0^\infty d\tilde{r} \tilde{r}^3 \left[\frac{1}{2} \left(\frac{d\rho}{d\tilde{r}} \right)^2 + \mathcal{F}(\rho, T) \right], & T \ll R_0^{-1} \\ \frac{1}{T} S_3[\rho, T] = \frac{4\pi}{T} \int_0^\infty dr r^2 \left[\frac{1}{2} \left(\frac{d\rho}{dr} \right)^2 + \mathcal{F}(\rho, T) \right], & T \gg R_0^{-1} \end{cases} \quad (3.5)$$

In these limits, the equations of motion for the bounce become:

$$\frac{d^2\rho}{dr^2} + \frac{\alpha}{r} \frac{d\rho}{dr} - \frac{\partial\mathcal{F}}{\partial\rho}(\rho, T) = 0, \quad \left. \frac{d\rho}{dr} \right|_{r=0} = 0, \quad \lim_{r \rightarrow \infty} \rho(r) = v_T^{(+)} \quad (3.6)$$

with $\alpha = 2$ for $T \gg R_0^{-1}$ and $\alpha = 3$ with r replaced by \tilde{r} for $T \ll R_0^{-1}$. The prefactor $A(T)$ in equation (3.1) also admit different forms in the low and high temperature limits:

$$A(T) \approx \begin{cases} \frac{1}{R_0^4} \left(\frac{S_4(T)}{2\pi} \right)^2, & T \ll R_0^{-1} \\ T^4 \left(\frac{S_3(T)}{2\pi T} \right)^{3/2}, & T \gg R_0^{-1} \end{cases} \quad (3.7)$$

The difference in these expressions comes from the fact that the $O(4)$ -symmetric bounce has 4 zero-modes contributing a factor $[S/(2\pi)]^{1/2}$ each, while the $O(3)$ -symmetric solution only has 3 zero-modes.

In the case of a rapid phase transition occurring around the electroweak scale $T_{EW} \sim 100$ GeV, the high-temperature formula provides a good approximation. However, it is not clear a priori how T_p and R_0 will scale if the transition occurs with a significant amount of supercooling. In particular if $T_p \lesssim R_0^{-1}$, approximating S by S_3/T might not be accurate anymore, requiring the use of the exact expression (3.2) (or S_4 at even lower temperature). For this reason, we compare how each of the three different actions $S(T)$, $S_4(T)$ and $S_3(T)$ behaves as a function of the temperature. To do this, the bounce equations of motion must be solved numerically. In the low and high temperature regime, (3.6) is an ODE and can be integrated using the shooting method³. On the other hand, the spacetime dependent equation (3.3) is a PDE and thus more difficult to address. Following [38,39], we discretise the spacetime over a lattice. The PDE and the boundary conditions reduce then to a set of non-linear algebraic equations located at each point of the lattice. This set of equations is solved according to the Newton's method: starting from a guess solution we build a new solution which minimises the error and iterate until the error becomes small enough. For this method to converge, the choice of the guess is important. In our case, we use the zero-temperature $O(4)$ solution, found from the shooting method, as a guess to solve (3.3) at $T = 0 + \Delta T$. This solution is then used to solve the problem at $T^{(n+1)} = T^{(n)} + \Delta T$ recursively. The numerical solutions will be presented in Sec. 3.3.

3.2 Bubble dynamics and energy

Given the nucleation probability $\Gamma(T)$ discussed in the previous section, we can now describe the dynamics of a first-order PT. We apply the general formalism provided in [40]. We consider the universe in a radiation dominated state with the Hubble factor

³Note that although tunnelling can a priori start from T_c , Eq. (3.6) only admits a solution for $T \leq T_*$ where $T_* < T_c$. The reason comes from the "friction term" in the equations of motion. This can be understood further from a mechanical analogy where ρ represents the position of a particle moving in time r in a potential given by $-\mathcal{F}$. Starting from a position ρ_0 near $v_T^{(-)}$ it should reach $v_T^{(+)}$ at $r \rightarrow \infty$. No such solution exists until the energy difference between the two "hills" is big enough.

$H(t) = (2t)^{-1}$ and scale factor $a(t) \propto t^{1/2}$. The probability $p(t)$ for a given point of spacetime to be in the symmetric phase at time t is then given by [40]:

$$p(t) = \exp \left[- \underbrace{\frac{4\pi}{3} \int_{t_\star}^t dt' \Gamma(t') a^3(t') r^3(t, t')}_{:=\mathcal{I}(t)} \right], \quad (3.8)$$

where $\mathcal{I}(t)$ corresponds to the volume occupied by the true vacuum bubbles⁴. Indeed, bubbles which have nucleated at $t' < t$ with probability $\Gamma(t')$ would have then grown until t reaching a (coordinate) radius $r(t, t')$ given by:

$$r(t, t') = \int_{t'}^t dt'' \frac{v(t'')}{a(t'')}, \quad (3.9)$$

with $v(t)$ being the bubble wall velocity. In the previous equation, we have neglected the initial radius of the bubble which rapidly becomes negligible compared to the expanding size. Note also that t_\star in the integral (3.8) corresponds to the temperature $T = T_\star \lesssim T_c$ when tunnelling may proceed, as explained in the previous footnote.

The condition that the phase transition completes can be translated to the condition that $p(t) \rightarrow 0$ for $t > t_\star$. As we are ultimately interested in the production of gravitational waves from bubble collisions, we are looking for the transition time corresponding to the period of maximum bubble collisions. This period can be estimated by the percolation time t_p [16, 17]. According to numerical simulations performed with spheres of equal size, percolation occurs when approximately 29% of space is covered by bubbles [41]. As suggested by [16, 17], we thus define t_p from the condition $p(t_p) \approx 0.7$.

Knowing the collision time, we can then look for the distribution of number of bubbles at that time as a function of their size. From (3.9), a bubble formed at time t_R will have a physical size $R(t, t_R) = a(t)r(t, t_R)$ at time t . The number density of such bubbles is then given by [40]:

$$\frac{dN}{dR}(t, t_R) = \Gamma(t_R) \left(\frac{a(t_R)}{a(t)} \right)^4 \frac{p(t_R)}{v(t_R)}. \quad (3.10)$$

For $t = t_p$, the peak of this distribution gives us the size \bar{R} of the majority of the bubbles which are colliding. Equivalently, it also provides the time $t_{\bar{R}}$ when most of these bubbles have been produced. We call this moment the nucleation time t_n (rather than $t_{\bar{R}}$) and it can be explicitly computed via:

$$\left. \frac{d}{dt_R} \left(\frac{dN}{dR}(t_p, t_R) \right) \right|_{t_R=t_n} = 0. \quad (3.11)$$

As we shall see in Sec. 4, $\bar{R} := R(t_p, t_n)$ is the key parameter to determine the peak frequency of the GW spectrum produced by bubble collisions.

⁴Note that the exponentiation of \mathcal{I} in (3.8) corrects the fact that regions with overlapping bubbles have been counted twice in \mathcal{I} .

Another important parameter, related to the amplitude of the GW spectrum, is the kinetic energy stored in the bubble walls. During the phase transition, a fraction of the vacuum energy (or more precisely the latent heat) is transferred into the wall motion. This latent heat is derived from the thermal potential (2.4) as follows:

$$\epsilon(T) = \left(V(v_T^{(+)}, T) - V(v_T^{(-)}, T) \right) + T \left(\frac{\partial V}{\partial T}(v_T^{(-)}, T) - \frac{\partial V}{\partial T}(v_T^{(+)}, T) \right). \quad (3.12)$$

We recognise the vacuum energy difference and the entropy difference in the first and second brackets respectively. The fraction κ_v of latent heat converted into the wall velocity depends on how much energy is used to heat the surrounding plasma. The model presented in this paper is capable of describing a phase transition with a strong supercooling effect. As we focus on model parameters that emphasise this effect, we can assume that $\kappa_v \sim 1$ (see the discussion below for more details). As a result, the kinetic energy of a bubble is given by the energy density (3.12) and the portion of space it has converted. For bubbles produced at t_n , their kinetic energy at the percolation time t_p is then given by

$$E_{\text{kin}} = 4\pi \int_{t_n}^{t_p} dt \frac{dR}{dt}(t, t_n) R^2(t, t_n) \epsilon(t) \quad (3.13)$$

where we have taken into account the fact that the latent heat varies with time (namely temperature). In the case of a short phase transition or a slowly varying ϵ , the above equation reduces to $E_{\text{kin}} = \frac{4\pi}{3} \bar{R}^3 \epsilon$ as we should expect.

In addition to $\Gamma(T)$ and $\epsilon(T)$, we also need to determine the bubble wall velocity $v(t)$ in order to explicitly compute \bar{R} and E_{kin} . It is usually a difficult task to calculate precisely $v(t)$ as it depends on the interaction between the bubble wall and the plasma. However, it has been shown that for phase transitions with a sufficient amount of supercooling the produced bubbles quickly reach the speed of light [12]. They are referred to as runaway bubbles. Indeed, the amount of converted vacuum energy is such that the energy deposited in the plasma saturates and the majority goes into accelerating the bubble wall⁵. This also confirms the previous assumption that $\kappa_v \sim 1$.

Under the approximation that $v \approx 1$, we can now simplify Eqs. (3.8), (3.9) and (3.13). For practicality, we express them in terms of temperature rather than time, using the following conversion (valid in a radiation dominated universe):

$$t = \underbrace{\left(\frac{45 M_p^2}{16 \pi^3 g_\star} \right)^{1/2}}_{:=\xi} \frac{1}{T^2}. \quad (3.14)$$

Here, $M_p \sim 1.22 \times 10^{19}$ GeV is the Planck mass and $g_\star \sim 100$ is the effective number of relativistic degrees of freedom in the symmetric phase. Under this change of variables, we

⁵See [20] for a more quantified justification of this statement for the model of Sec. 2.

obtain:

$$\begin{aligned}
R(T, T') &= \frac{2\xi}{T} \left(\frac{1}{T} - \frac{1}{T'} \right) \\
p(T) &= \exp \left[-\frac{64\pi}{3} \xi^4 \int_T^{T^*} dT' \frac{\Gamma(T')}{T'^6} \left(\frac{1}{T} - \frac{1}{T'} \right)^3 \right] \\
E_{\text{kin}} &= 32\pi \xi^3 \int_{T_p}^{T_n} dT \frac{1}{T^3} \left(2 - \frac{T}{T_n} \right) \left(\frac{1}{T^2} - \frac{1}{TT_n} \right)^2 \epsilon(T) .
\end{aligned} \tag{3.15}$$

It is now possible to numerically evaluate the previous expressions and to derive the key parameters T_n , T_p , \bar{R} and E_{kin} defining the phase transition. We present the results in the next section.

It is worth mentioning how the above formalism simplifies in the case of a quick phase transition, which is the main situation investigated in the literature. In that case, the PT is assumed to proceed rapidly around the temperature \tilde{T}_n when at least one bubble has been produced per Hubble volume, namely $\int_{\tilde{T}_n}^{T^*} dT \frac{\Gamma(T)}{H^4(T)T} \sim 1$. In this context, \tilde{T}_n is called the nucleation temperature and replaces our expression T_n derived from Eq. (3.11). Then the decay probability can be expanded around that instant as $\Gamma(t) \approx \Gamma(\tilde{t}_n) e^{\beta(t-\tilde{t}_n)}$, where β^{-1} gives the time scale of the transition. As such a PT is not expected to proceed too far below the electroweak scale, we have $\Gamma(T) \approx A(T) e^{-S_3(T)/T}$ and hence:

$$\frac{\beta}{H(\tilde{T}_n)} = \tilde{T}_n \frac{d}{dT} \left(\frac{S_3(T)}{T} \right) \Big|_{T=\tilde{T}_n} . \tag{3.16}$$

The characteristic size and energy of the bubbles are then expected to be $\tilde{R} = v\beta^{-1}$ and $\tilde{E}_{\text{kin}} = \frac{4\pi}{3} \tilde{R}^3 \epsilon(\tilde{T}_n)$ respectively.

3.3 Numerical solutions

We give the numerical results of the previous formalism applied to the model described by the potential (2.2) and (2.4). The range of the parameter $\kappa \in [-1.85, -1] \frac{m_h^2}{v}$ has already been investigated in [20]. In that case, the phase transition occurs quickly and can be described by a rapid phase transition (as explained in the last paragraph of the previous section). It results in the production of a GW spectrum potentially detectable by eLISA. However, for $\kappa < -1.85 \frac{m_h^2}{v}$, the transition lasts longer and we require the more general prescription outlined in this paper.

First, we show in Fig. 1 how the Euclidean action behaves as a function of temperature, for $\kappa = -1.9 \frac{m_h^2}{v}$. It appears that the action $S(T)$ given by Eq. (3.2) is not only well approximated by $S_4(T)$ at $T \ll R_0^{-1} \approx 6$ GeV and $S_3(T)/T$ at $T \gg R_0^{-1}$, but is also close to R_0^{-1} . In other words, the $\min\{S_4, S_3/T\}$ provides a good approximation of the action over the entire range of temperatures considered. This observation is important from the computational point of view as it means we can avoid solving the time-dependent PDE (3.3) which is computationally expensive. Moreover, we observe that the action becomes, and stays, large at low temperatures ($S \sim S_4 \sim 930$), meaning that its effect on the PT dynamics is exponentially suppressed (see for example (3.1)).

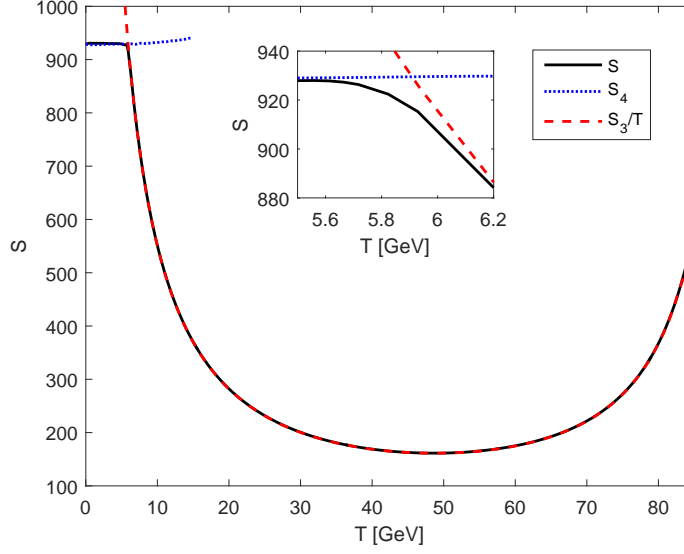


Figure 1: Thermal behaviour of the Euclidean action for $\kappa = -1.9 \frac{m_h^2}{v}$. The black solid line corresponds to the action $S(T)$, Eq. (3.2), whose spacetime dependent bounce solution (3.3) has been solved over a lattice through Newton's method. The blue dotted line (resp. red dashed line) is the low (resp. high) temperature approximation $S_4(T)$ (resp. $S_3(T)/T$) given by Eq. (3.5).

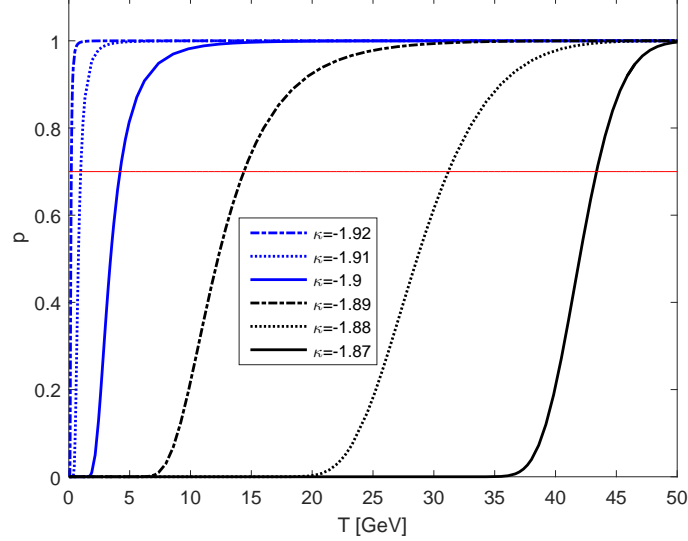


Figure 2: Thermal evolution of the probability $p(T)$ for $\kappa = [-1.92, -1.87] \frac{m_h^2}{v}$. The intersection between the curves and the red solid line $p(T) = 0.7$ gives the percolation temperature.

$\kappa [m_h^2/ v]$	T_\star GeV	T_n GeV	T_p GeV	$(\bar{R}H_p)^{-1}$	$\rho_{\text{kin}}/\rho_{\text{rad}}$
-1.87	85.9	48.9	43.4	8.79	0.57
-1.88	85.5	48.9	31.2	2.76	1.88
-1.89	84.5	49.0	14.4	1.41	37.8
-1.9	84.1	48.7	4.21	1.09	$5.09 \cdot 10^3$
-1.91	83.9	48.6	0.977	1.02	$1.73 \cdot 10^6$
-1.92	83.3	48.5	0.205	1.00	$8.80 \cdot 10^8$

Table 1: Key parameters describing the phase transition for $\kappa = [-1.92, -1.87] \frac{m_h^2}{v}$. This range of κ values has been selected in prevision of its relevance for GW production.

Second, $p(T)$ is computed from $\Gamma(T)$ according to Eq. (3.15). The results for several key values of κ are given in Fig. 2. As expected, the phase transition can be identified as a rapid change in $p(T)$ from 1 to 0. The corresponding nucleation and percolation temperatures are given in Table 1. We observe that $T_n \approx 49$ GeV for each κ . This is due to the fact that most of the bubbles are produced when the action $S_3(T)/T$ reaches its minimum, whose location only slightly changes with κ . On the other hand, we notice that T_p varies through several order of magnitudes. This is because the number density of bubbles produced at the nucleation time changes as a function of κ . For example, if less bubbles are produced, more time will be required for them to cover a given fraction of space.

The remaining task is to compute the characteristic bubble size \bar{R} and the kinetic energy E_{kin} of the bubbles at the percolation temperature. For later convenience, we rescale them compared to the Hubble radius and radiation energy density at this time. To this end, Table 1 uses the dimensionless parameters $(\bar{R}H_p)^{-1}$ and $\alpha = \rho_{\text{kin}}/\rho_{\text{rad}}$ with $\rho_{\text{kin}} = E_{\text{kin}}/\bar{R}^3$ and $\rho_{\text{rad}} = \frac{\pi^2}{30}g_\star T_p^4$. In this way, one can easily compare our results with those mentioned in the literature (as $v \sim 1$, $(\bar{R}H_p)^{-1}$ takes the role of β/H given by Eq. (3.16)).⁶

We confirm from Table 1, that there exists some parameters for which the PT completes well below the electroweak scale. Lower values of percolation temperature are also possible for lower values of κ , but they are constrained from various considerations. First, the obvious lower bound $T_p \gtrsim 1$ MeV is given by nucleosynthesis constraints. Second, we shall see in the next section that the GW spectrum for $\kappa \lesssim -1.92 \frac{m_h^2}{v}$ is already excluded from current PTA surveys.

Note also that at temperatures around $T \sim 100$ MeV, the QCD phase transition, which is believed to be second-order, takes place. As discussed in [24], a $q\bar{q}$ condensate with non zero vacuum expectation value is thus expected to form and to contribute to the thermal

⁶Note that Eq. (3.16) could clearly not have been applied in this scenario as β would have been negative for temperature below the minimum of S_3/T .

potential (2.4) via a linear term in the Higgs field. This effect has no significant influence on our model since the cubic term in the tree-level potential (2.2) induces a large barrier which is not affected by such a linear term. It is however of importance for models in which the barrier becomes weaker at low temperature, see e.g. [24, 26, 42].

Another observation from Table 1 is that the two quantities $(\bar{R}H_p)^{-1}$ and $\frac{\alpha}{\alpha+1}$ (which will be important in the next section) approach 1 for lower and lower values of κ . The fact that $(\bar{R}H_p)^{-1} \rightarrow 1$ means that bubbles are almost of horizon size when they collide and that they never become of super-horizon size because H^{-1} also increases linearly with time. Note also that the increase in α for lower κ is mainly due to $\alpha \propto T_p^{-4}$ rather than to the change of kinetic energy stored in the bubbles.

4 Gravitational wave production

A stochastic background of gravitational waves is usually described in terms of its contribution to the energy density of the universe per frequency interval:

$$h^2\Omega_{GW}(f) = \frac{h^2}{\rho_c} \frac{d\rho_{GW}}{d(\ln f)}, \quad (4.1)$$

where f is the frequency, ρ_{GW} the gravitational wave energy density, and $\rho_c = 3H_0^2/(8\pi G)$ is the critical energy density today. The production of GWs from a first-order phase transition originates from three sources: the collisions of bubbles walls [1–5, 27, 28], sound waves in the plasma formed after collision [43–46] and magnetohydrodynamics turbulences in the plasma [47–51]. As these three contributions should approximately linearly combine [12], the total energy density can be written as

$$h^2\Omega_{GW} \simeq h^2\Omega_{col} + h^2\Omega_{sw} + h^2\Omega_{MHD}. \quad (4.2)$$

For models with a significant amount of supercooling (with $v \sim 1$ and $\kappa_v \sim 1$ as described previously), the collision term Ω_{col} is dominant [12]. In this article, we can then assume that:

$$h^2\Omega_{GW} \simeq h^2\Omega_{col}. \quad (4.3)$$

We can thus expect the GW spectrum to be mainly produced around the percolation temperature t_p of the phase transition with a characteristic frequency f_p . The amplitude of this signal then decreases as $a^{-4}(t)$ up to today while its frequency redshifts as $a^{-1}(t)$. In other words, the energy density stored in the GWs and the peak frequency today are given by [5]:

$$\begin{aligned} f_0 &= f_p \frac{a(t_p)}{a(t_0)} = 1.65 \times 10^{-7} \text{ Hz} \left(\frac{f_p}{H_p} \right) \left(\frac{T_p}{1 \text{ GeV}} \right) \left(\frac{g_*}{100} \right)^{1/6} \\ \Omega_{GW,0} &= \Omega_{col} \left(\frac{a(t_p)}{a(t_0)} \right)^4 \left(\frac{H_p}{H_0} \right)^2 = 1.67 \times 10^{-5} h^{-2} \left(\frac{100}{g_*} \right)^{1/3} \Omega_{col}. \end{aligned} \quad (4.4)$$

We can estimate the properties of the above GW spectrum from dimensional analysis. We expect the peak frequency to scale with the inverse size of the bubbles at their collision,

namely $f_p \sim (\bar{R})^{-1}$. Regarding the amplitude, we first have $\Omega_{col} = \rho_{GW}/\rho_{tot}$ where ρ_{tot} is the total energy density of the universe at the percolation time. The energy density of gravitational waves is then given by [52]: $\rho_{GW} = \frac{1}{8\pi G} \langle \partial_t h_{\mu\nu} \partial_t h^{\mu\nu} \rangle$, where $h_{\mu\nu}$ is the metric perturbation. It satisfies Einstein's equations $\partial_\alpha \partial^\alpha h_{\mu\nu} \sim 8\pi G T_{\mu\nu}$ with $T_{\mu\nu}$ the energy momentum tensor describing the source. In our case, we expect that $\partial_\alpha \sim \bar{R}^{-1}$ (the characteristic size of bubbles) and $T_{\mu\nu} \sim \rho_{kin}$ (the kinetic energy density stored in the bubbles). This implies $\rho_{GW} \sim 8\pi G \bar{R}^2 \rho_{kin}^2$. Substituting G from the Friedmann equation $H_p^2 = \frac{8\pi G}{3} \rho_{tot}$, we get:

$$\Omega_{col} \sim (\bar{R} H_p)^2 \frac{\rho_{kin}^2}{\rho_{tot}^2} \sim (\bar{R} H_p)^2 \frac{\alpha^2}{(1+\alpha)^2}. \quad (4.5)$$

where in the last equality we have used the fact that $\rho_{tot} = \rho_{kin} + \rho_{rad}$. As expected, the GW amplitude can then be estimated from the two parameters $\bar{R} H_p$ and α which have been computed in the previous section and are given in Table 1. Note that in general Eq. (4.5) would also depend on v and κ_v , which again have been assumed to be close to unity in our case.

Several studies provide more accurate expressions for the GW spectrum from bubble collisions, beyond the simple dimensional analysis. They usually rely on the envelope approximation and numerical simulations [4, 5, 28], although some analytical formula have also been suggested [27, 53]. Using the results of [28], the spectrum today can be described as follows:

$$h^2 \Omega_{col}(f) = 1.67 \times 10^{-5} \left(\frac{100}{g_*} \right)^{1/3} \left(\frac{\beta}{H_p} \right)^{-2} \kappa_v^2 \left(\frac{\alpha}{1+\alpha} \right)^2 \left(\frac{0.11 v^3}{0.42 + v^2} \right) S(f), \quad (4.6)$$

where:

$$S(f) = \frac{3.8(f/f_0)^{2.8}}{1 + 2.8(f/f_0)^{3.8}}, \quad (4.7)$$

$$f_0 = 1.65 \times 10^{-7} \left(\frac{T_p}{1 \text{ GeV}} \right) \left(\frac{g_*}{100} \right)^{1/6} \left(\frac{\beta}{H_p} \right) \left(\frac{0.62}{1.8 - 0.1v + v^2} \right) \text{ Hz}.$$

It is important to realise that these formula have been derived under the assumption of a short-lasting PT as described at the end of Sec. 3.2. This is why they use the coefficient β , defined by Eq. (3.16), which corresponds to the time scale of the transition. In this article, we shall instead substitute $\beta \sim v \bar{R}^{-1} \sim \bar{R}^{-1}$ in Eq. (4.6-4.7) in agreement with the dimensional estimate given by Eq. (4.5). However, it is not clear if these fitted formula accurately describe a long-lasting transition. Obtaining a more precise result would require to further numerical simulations of bubble collisions without the assumption that the PT completes in a time less than the Hubble time. Such a task is beyond the scope of this article. Indeed, our main aim is to find in which broad range of frequency and amplitude lies the stochastic GW background produced by a supercooled and long-lasting transition and if this significantly deviates from the usual case. If so, a more precise description of the GW spectrum would be interesting to compute in future works.

It is now straightforward to evaluate Eqs. (4.6)-(4.7) for the parameters given in Table 1, describing the phase transition occurring in our model of interest. It appears that the

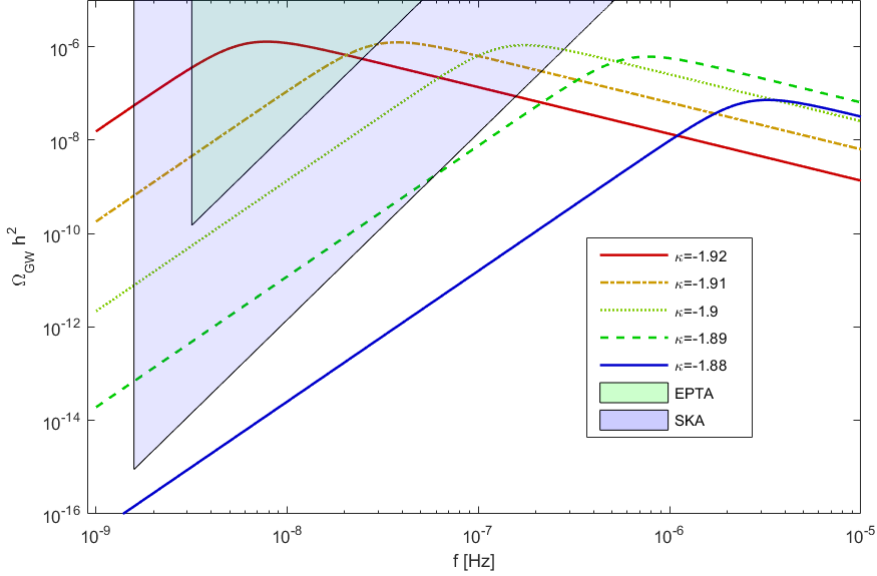


Figure 3: Lines: gravitational wave spectra estimated from Eqs. (4.6-4.7) and the parameters of Table 1 for $\kappa = [-1.92, -1.88] \frac{m_h^2}{v}$. Green shaded area: current exclusion limits from EPTA [54]. Blue shaded area: planned detection sensitivity of SKA [57].

peak frequency f_0 can be as low as $\sim 10^{-9} - 10^{-7}$ Hz and thus lies in the detection range of PTA experiments. In Fig. 3, we compare the GW spectrum for several values of κ and the current status of PTA detectors. Three collaborations have published limits on the amplitude of a stochastic GW background: the European Pulsar Timing Array (EPTA) [54], the Parkes Pulsar Timing Array (PPTA) [55] and the North American Nanohertz Observatory for Gravitational waves (NANOGrav) [56]. All these three limits are of similar amplitudes and thus we only display the EPTA results⁷. The sensitivity area should be improved in the future by the Square Kilometre Array (SKA) [30] whose expected detection range is also given in Fig. 3 [57].

It is clear that our investigated model predicts GWs detectable by the aforementioned detectors and consequently we argue that this demonstrates a new method for probing first-order electroweak PTs. We might be tempted now to define the range of κ values which is not yet excluded by EPTA and which could be tested by SKA. Although Fig. 3 gives us a rough estimate around $\kappa \sim -1.9 \frac{m_h^2}{v}$, this task would require a more precise computation of the GW spectrum taking into account the long duration of the transition in the numerical simulations. We also point out that the model we discussed in Sec. 2 was mainly introduced as a case of study to illustrate the dynamics of a supercooled and long-lasting PT. We expect other theories to present similar features, especially a class of scale-invariant models with very light scalar particles [24–26].

⁷Note that the exclusion line is computed as explained in [57].

5 Conclusion

In this article, we investigated the production of gravitational waves during a strongly supercooled electroweak phase transition. Considering a particle physics model based on a nonlinear realisation of the electroweak gauge group, we carefully computed the dynamics of the Higgs field during such a transition. In particular, we found an interesting range of parameters for which the PT completes at a temperature significantly below the electroweak scale. This analysis required to take into account the expansion of the universe and to study the behaviour of the nucleation probability of true vacuum bubbles at low temperature. Regarding the latter point, we compared the usual low and high temperature expressions of the Euclidean action to a more general formula based on a time-dependent bounce solution. We observed that the two approximate equations actually provide a good estimate of the action over the entire range of valid temperatures.

In this scenario, we argued that GWs are produced by the collisions of large bubbles (of the order the horizon size) with a kinetic energy density significantly higher than the radiation energy density of the universe at the time of collision. This results in a large amplitude stochastic GW background in the frequency range $10^{-9} - 10^{-7}$ Hz which can be probed by pulsar timing arrays. We derived this prediction from both dimensional arguments and the use of previous numerical simulations of colliding bubbles. Although it is clear from these analysis that our model predicts a GW spectrum in the sensitivity band of PTA detectors, more refined simulations would be needed to improve the accuracy of our results.

In summary, we showed that a sufficiently supercooled electroweak phase transition can be detected with pulsar timing arrays. This enlarges the way of probing first-order cosmological PT in addition to previous proposals with space-base interferometers such as eLISA. This also increases the prospects of new generation PTA detectors like SKA.

Acknowledgments

We would like to thank Csaba Balazs and Alexander Kusenko for useful discussions. This work was partially supported by the Australian Research Council.

A Appendix

A.1 Finite Temperature Potential

We give here the detailed expression of the finite temperature potential (2.4). The Coleman-Weinberg contribution $V_{CW}^{(1)}$ at $T = 0$ is given by:

$$V_{CW}^{(1)}(\rho) = \sum_{i=W,Z,t,h} n_i \frac{m_i^4(\rho)}{64\pi^2} \left(\ln \left(\frac{m_i^2(\rho)}{v^2} \right) - \frac{3}{2} \right). \quad (\text{A.1})$$

The finite temperature part $V^{(1)}(\rho, T)$ is defined via the thermal function J :

$$V^{(1)}(\rho, T) = \frac{T^4}{2\pi^2} \sum_{i=W,Z,t,h} n_i J \left[\frac{m_i^2(\rho)}{T^2} \right], \quad (\text{A.2})$$

$$J[m_i^2 \beta^2] := \int_0^\infty dx \, x^2 \ln \left[1 - (-1)^{2s_i+1} e^{-\sqrt{x^2 + \beta^2 m_i^2}} \right],$$

where s_i corresponds to the spin and n_i to the number of degrees of freedom of the particle species i . The field-dependent masses $m_i(\rho)$ are given by

$$\begin{aligned} n_h &= 1, & m_h^2(\rho) &= 3\lambda\rho^2 + 2\kappa\rho - \mu^2 \\ n_Z &= 3, & m_Z^2(\rho) &= \frac{g_2^2 + g_1^2}{4} \rho^2, \\ n_W &= 6, & m_W^2(\rho) &= \frac{g_2^2}{4} \rho^2, \\ n_t &= -12, & m_t^2(\rho) &= \frac{y_t^2}{2} \rho^2. \end{aligned} \quad (\text{A.3})$$

The correction from Daisy terms can be described by a shift in the longitudinal components of the respective boson masses by their Debye correction (cf. e.g. [34, 58]):

$$\begin{aligned} m_h^2 &\rightarrow m_h^2(\rho, T) &= m_h^2(\rho) + \frac{1}{4}\lambda T^2 + \frac{1}{8}g_2^2 T^2 + \frac{1}{16}(g_2^2 + g_1^2)T^2 + \frac{1}{4}y_t^2 T^2, \\ m_{W_L}^2(\rho) &\rightarrow m_{W_L}^2(\rho, T) &= m_W^2(\rho) + \frac{11}{6}g_2^2 T^2, \\ m_{Z_L}^2(\rho) &\rightarrow m_{Z_L}^2(\rho, T) &= \frac{1}{2} \left[m_Z^2(\rho) + \frac{11}{6}(g_2^2 + g_1^2) T^2 + \Delta(\rho, T) \right], \\ m_{\gamma_L}^2(\rho) &\rightarrow m_{\gamma_L}^2(\rho, T) &= \frac{1}{2} \left[m_Z^2(\rho) + \frac{11}{6}(g_2^2 + g_1^2) T^2 - \Delta(\rho, T) \right], \end{aligned} \quad (\text{A.4})$$

where:

$$\Delta^2(\rho, T) := \left(m_Z^2(\rho) + \frac{11}{6}(g_2^2 + g_1^2)T^2 \right)^2 - g_1^2 g_2^2 \frac{11}{3} T^2 \left(\frac{11}{3} T^2 + \rho^2 \right). \quad (\text{A.5})$$

The number of degrees of freedom is then:

$$g_{W_L} = 2g_{Z_L} = 2g_{\gamma_L} = 2, \quad g_{W_T} = 2g_{Z_T} = 2g_{\gamma_T} = 4. \quad (\text{A.6})$$

References

- [1] M. S. Turner and F. Wilczek, *Relic gravitational waves and extended inflation*, *Phys. Rev. Lett.* **65** (1990) 3080–3083.
- [2] A. Kosowsky, M. S. Turner and R. Watkins, *Gravitational radiation from colliding vacuum bubbles*, *Phys. Rev.* **D45** (1992) 4514–4535.
- [3] A. Kosowsky, M. S. Turner and R. Watkins, *Gravitational waves from first order cosmological phase transitions*, *Phys. Rev. Lett.* **69** (1992) 2026–2029.
- [4] A. Kosowsky and M. S. Turner, *Gravitational radiation from colliding vacuum bubbles: envelope approximation to many bubble collisions*, *Phys. Rev.* **D47** (1993) 4372–4391, [[astro-ph/9211004](#)].
- [5] M. Kamionkowski, A. Kosowsky and M. S. Turner, *Gravitational radiation from first order phase transitions*, *Phys. Rev.* **D49** (1994) 2837–2851, [[astro-ph/9310044](#)].
- [6] K. Kajantie, M. Laine, K. Rummukainen and M. E. Shaposhnikov, *Is there a hot electroweak phase transition at $m(H)$ larger or equal to $m(W)$?*, *Phys. Rev. Lett.* **77** (1996) 2887–2890, [[hep-ph/9605288](#)].
- [7] V. A. Kuzmin, V. A. Rubakov and M. E. Shaposhnikov, *On the Anomalous Electroweak Baryon Number Nonconservation in the Early Universe*, *Phys. Lett.* **B155** (1985) 36.
- [8] M. Trodden, *Electroweak baryogenesis*, *Rev. Mod. Phys.* **71** (1999) 1463–1500, [[hep-ph/9803479](#)].
- [9] D. E. Morrissey and M. J. Ramsey-Musolf, *Electroweak baryogenesis*, *New J. Phys.* **14** (2012) 125003, [[1206.2942](#)].
- [10] T. Konstandin, *Quantum Transport and Electroweak Baryogenesis*, *Phys. Usp.* **56** (2013) 747–771, [[1302.6713](#)].
- [11] G. A. White, *A Pedagogical Introduction to Electroweak Baryogenesis*. IOP Concise Physics. Morgan & Claypool, 2016, [10.1088/978-1-6817-4457-5](#).
- [12] C. Caprini et al., *Science with the space-based interferometer eLISA. II: Gravitational waves from cosmological phase transitions*, *JCAP* **1604** (2016) 001, [[1512.06239](#)].
- [13] C. Delaunay, C. Grojean and J. D. Wells, *Dynamics of Non-renormalizable Electroweak Symmetry Breaking*, *JHEP* **04** (2008) 029, [[0711.2511](#)].
- [14] J. Kehayias and S. Profumo, *Semi-Analytic Calculation of the Gravitational Wave Signal From the Electroweak Phase Transition for General Quartic Scalar Effective Potentials*, *JCAP* **1003** (2010) 003, [[0911.0687](#)].
- [15] F. P. Huang, Y. Wan, D.-G. Wang, Y.-F. Cai and X. Zhang, *Hearing the echoes of electroweak baryogenesis with gravitational wave detectors*, *Phys. Rev.* **D94** (2016) 041702, [[1601.01640](#)].
- [16] L. Leitaó, A. Megevand and A. D. Sanchez, *Gravitational waves from the electroweak phase transition*, *JCAP* **1210** (2012) 024, [[1205.3070](#)].

- [17] L. Leitaο and A. Megevand, *Gravitational waves from a very strong electroweak phase transition*, *JCAP* **1605** (2016) 037, [[1512.08962](#)].
- [18] A. Beniwal, M. Lewicki, J. D. Wells, M. White and A. G. Williams, *Gravitational wave, collider and dark matter signals from a scalar singlet electroweak baryogenesis*, [1702.06124](#).
- [19] C. Balazs, A. Fowlie, A. Mazumdar and G. White, *Gravitational waves at aLIGO and vacuum stability with a scalar singlet extension of the Standard Model*, *Phys. Rev.* **D95** (2017) 043505, [[1611.01617](#)].
- [20] A. Kobakhidze, A. Manning and J. Yue, *Gravitational Waves from the Phase Transition of a Non-linearly Realised Electroweak Gauge Symmetry*, [1607.00883](#).
- [21] D. Binosi and A. Quadri, *Scalar Resonances in the Non-linearly Realized Electroweak Theory*, *JHEP* **02** (2013) 020, [[1210.2637](#)].
- [22] A. Kobakhidze, *Standard Model with a distorted Higgs sector and the enhanced Higgs diphoton decay rate*, [1208.5180](#).
- [23] A. Kobakhidze, L. Wu and J. Yue, *Electroweak Baryogenesis with Anomalous Higgs Couplings*, *JHEP* **04** (2016) 011, [[1512.08922](#)].
- [24] E. Witten, *Cosmological Consequences of a Light Higgs Boson*, *Nucl. Phys.* **B177** (1981) 477–488.
- [25] A. Kobakhidze and S. Liang, *Standard Model with hidden scale invariance and light dilaton*, [1701.04927](#).
- [26] S. Arunasalam, A. Kobakhidze, C. Lager, S. Liang and A. Zhou, *Electroweak phase transition in the Standard Model with hidden scale invariance*, in progress .
- [27] C. Caprini, R. Durrer and G. Servant, *Gravitational wave generation from bubble collisions in first-order phase transitions: An analytic approach*, *Phys. Rev.* **D77** (2008) 124015, [[0711.2593](#)].
- [28] S. J. Huber and T. Konstandin, *Gravitational Wave Production by Collisions: More Bubbles*, *JCAP* **0809** (2008) 022, [[0806.1828](#)].
- [29] C. Caprini, R. Durrer and X. Siemens, *Detection of gravitational waves from the QCD phase transition with pulsar timing arrays*, *Phys. Rev.* **D82** (2010) 063511, [[1007.1218](#)].
- [30] P. E. Dewdney, P. J. Hall, R. T. Schilizzi and T. J. L. W. Lazio, *The square kilometre array*, *Proceedings of the IEEE* **97** (Aug, 2009) 1482–1496.
- [31] M. E. Carrington, *The Effective potential at finite temperature in the Standard Model*, *Phys. Rev.* **D45** (1992) 2933–2944.
- [32] B.-H. Liu, L. D. McLerran and N. Turok, *Bubble nucleation and growth at a baryon number producing electroweak phase transition*, *Phys. Rev.* **D46** (1992) 2668–2688.
- [33] M. Dine, R. G. Leigh, P. Y. Huet, A. D. Linde and D. A. Linde, *Towards the theory of the electroweak phase transition*, *Phys. Rev.* **D46** (1992) 550–571, [[hep-ph/9203203](#)].

- [34] P. B. Arnold and O. Espinosa, *The Effective potential and first order phase transitions: Beyond leading-order*, *Phys. Rev.* **D47** (1993) 3546, [[hep-ph/9212235](#)].
- [35] S. R. Coleman, *The Fate of the False Vacuum. 1. Semiclassical Theory*, *Phys. Rev.* **D15** (1977) 2929–2936.
- [36] C. G. Callan, Jr. and S. R. Coleman, *The Fate of the False Vacuum. 2. First Quantum Corrections*, *Phys. Rev.* **D16** (1977) 1762–1768.
- [37] A. D. Linde, *Decay of the False Vacuum at Finite Temperature*, *Nucl. Phys.* **B216** (1983) 421.
- [38] A. Salvio, A. Strumia, N. Tetradis and A. Urbano, *On gravitational and thermal corrections to vacuum decay*, *JHEP* **09** (2016) 054, [[1608.02555](#)].
- [39] A. Ferrera, *Bubble nucleation in ϕ^4 models at all temperatures*, *Phys. Rev.* **D52** (1995) 6717–6729, [[hep-ph/9510379](#)].
- [40] M. S. Turner, E. J. Weinberg and L. M. Widrow, *Bubble nucleation in first order inflation and other cosmological phase transitions*, *Phys. Rev.* **D46** (1992) 2384–2403.
- [41] V. K. Shante and S. Kirkpatrick, *An introduction to percolation theory*, *Advances in Physics* **20** (1971) 325–357, [<http://dx.doi.org/10.1080/00018737100101261>].
- [42] W. Buchmuller and D. Wyler, *The Effect of dilatons on the electroweak phase transition*, *Phys. Lett.* **B249** (1990) 281–285.
- [43] M. Hindmarsh, S. J. Huber, K. Rummukainen and D. J. Weir, *Gravitational waves from the sound of a first order phase transition*, *Phys. Rev. Lett.* **112** (2014) 041301, [[1304.2433](#)].
- [44] M. Hindmarsh, S. J. Huber, K. Rummukainen and D. J. Weir, *Numerical simulations of acoustically generated gravitational waves at a first order phase transition*, *Phys. Rev.* **D92** (2015) 123009, [[1504.03291](#)].
- [45] J. T. Giblin, Jr. and J. B. Mertens, *Vacuum Bubbles in the Presence of a Relativistic Fluid*, *JHEP* **12** (2013) 042, [[1310.2948](#)].
- [46] J. T. Giblin and J. B. Mertens, *Gravitational radiation from first-order phase transitions in the presence of a fluid*, *Phys. Rev.* **D90** (2014) 023532, [[1405.4005](#)].
- [47] C. Caprini and R. Durrer, *Gravitational waves from stochastic relativistic sources: Primordial turbulence and magnetic fields*, *Phys. Rev.* **D74** (2006) 063521, [[astro-ph/0603476](#)].
- [48] T. Kahniashvili, A. Kosowsky, G. Gogoberidze and Y. Maravin, *Detectability of Gravitational Waves from Phase Transitions*, *Phys. Rev.* **D78** (2008) 043003, [[0806.0293](#)].
- [49] T. Kahniashvili, L. Campanelli, G. Gogoberidze, Y. Maravin and B. Ratra, *Gravitational Radiation from Primordial Helical Inverse Cascade MHD Turbulence*, *Phys. Rev.* **D78** (2008) 123006, [[0809.1899](#)].
- [50] T. Kahniashvili, L. Kisslinger and T. Stevens, *Gravitational Radiation Generated by Magnetic Fields in Cosmological Phase Transitions*, *Phys. Rev.* **D81** (2010) 023004, [[0905.0643](#)].

- [51] C. Caprini, R. Durrer and G. Servant, *The stochastic gravitational wave background from turbulence and magnetic fields generated by a first-order phase transition*, *JCAP* **0912** (2009) 024, [[0909.0622](#)].
- [52] M. Maggiore, *Gravitational wave experiments and early universe cosmology*, *Phys. Rept.* **331** (2000) 283–367, [[gr-qc/9909001](#)].
- [53] R. Jinno and M. Takimoto, *Gravitational waves from bubble collisions: analytic derivation*, *Phys. Rev.* **D95** (2017) 024009, [[1605.01403](#)].
- [54] R. van Haasteren et al., *Placing limits on the stochastic gravitational-wave background using European Pulsar Timing Array data*, *Mon. Not. Roy. Astron. Soc.* **414** (2011) 3117–3128, [[1103.0576](#)].
- [55] R. M. Shannon et al., *Gravitational-wave Limits from Pulsar Timing Constrain Supermassive Black Hole Evolution*, *Science* **342** (2013) 334–337, [[1310.4569](#)].
- [56] P. B. Demorest, R. D. Ferdman, M. E. Gonzalez, D. Nice, S. Ransom, I. H. Stairs et al., *Limits on the stochastic gravitational wave background from the north american nanohertz observatory for gravitational waves*, *The Astrophysical Journal* **762** (2013) 94.
- [57] C. J. Moore, R. H. Cole and C. P. L. Berry, *Gravitational-wave sensitivity curves*, *Class. Quant. Grav.* **32** (2015) 015014, [[1408.0740](#)].
- [58] J. R. Espinosa and M. Quiros, *The Electroweak phase transition with a singlet*, *Phys. Lett.* **B305** (1993) 98–105, [[hep-ph/9301285](#)].