

TAC-GAN – Text Conditioned Auxiliary Classifier Generative Adversarial Network

Ayushman Dash¹ John Gamboa¹ Sheraz Ahmed³

Marcus Liwicki¹⁴ Muhammad Zeshan Afzal¹²

¹MindGarage – University of Kaiserslautern, Germany

²Insiders Technologies GmbH, Kaiserslautern, Germany

³German Research Center for AI (DFKI), Kaiserslautern, Germany

⁴University of Fribourg, Switzerland

ayush@rhrk.uni-kl.de, gamboa@rhrk.uni-kl.de, sheraz.ahmed@dfki.de

marcus.liwicki@unifr.ch, afzal@iupr.com

Abstract

In this work, we present the Text Conditioned Auxiliary Classifier Generative Adversarial Network, (TAC-GAN) a text to image Generative Adversarial Network (GAN) for synthesizing images from their text descriptions. Former approaches have tried to condition the generative process on the textual data; but allying it to the usage of class information, known to diversify the generated samples and improve their structural coherence, has not been explored. We trained the presented TAC-GAN model on the Oxford-102 dataset of flowers, and evaluated the discriminability of the generated images with Inception-Score, as well as their diversity using the Multi-Scale Structural Similarity Index (MS-SSIM). Our approach outperforms the state-of-the-art models, i.e., its inception score is 3.45, corresponding to a relative increase of 7.8% compared to the recently introduced StackGAN. A comparison of the mean MS-SSIM scores of the training and generated samples per class shows that our approach is able to generate highly diverse images with an average MS-SSIM of 0.14 over all generated classes.

1. Introduction

Synthesizing diverse and discriminable images from text is a difficult task and has been approached from different perspectives. Making the images realistic, while still capturing the semantics of the text are some of the challenges that remain to be solved.

Generative Adversarial Networks (GAN) have shown promising results for image synthesis [5]. GANs use an adversarial training mechanism, based on the minimax algorithm in which a generative model G and a discriminative

model D are trained simultaneously with conflicting objectives. G is trained to model the data distribution while D is trained to classify whether the data is real or generated. The model is then sampled by passing an input noise vector \mathbf{z} through G . The framework has received a lot of attention since its inception (e.g., [15, 17, 19, 21, 27]).

Extending these ideas, Odena *et al.* [17] proposed the Auxiliary Classifier Generative Adversarial Network (ACGAN). In that model, the Generator synthesizes images conditioned on a class label and the Discriminator not only classifies between real and generated input images, but also assigns them a class label.

In this paper, we present the Text Conditioned Auxiliary Classifier Generative Adversarial Network (TAC-GAN), which builds upon the ACGAN by conditioning the generated images on a text description instead of on a class label. In the presented TAC-GAN model, the input vector of the Generative network is built based on a noise vector \mathbf{z} and an

The petals of the flower are purple with a yellow center and have thin filaments coming from the petals.



This flower is white and yellow in color, with petals that are oval shaped



Figure 1. Images generated by the TAC-GAN given a text descriptions. The text on the left were used to generate the images on the right. The highlighted image on the right is a real image corresponding to the text description.

other vector containing an embedded representation of the textual description. While the Discriminator is similar to that of the AC-GAN, it is also augmented to receive the text information as input before performing its classification.

To evaluate our model, we use the Oxford-102 dataset [16] of flowers. Additionally, we use Skip-Thought vectors to generate text embeddings from the image captions. Images generated using TAC-GAN are not only highly discriminable, but are also diverse. Similarly to [19], we also show that our model learns to disentangle the content of the generated images from their style. By interpolating between different text descriptions, it is possible to synthesize images that differ in content while maintaining the same style. Evaluation results show that our approach outperforms the state of the art models by 7.8% on inception score. Figure 1 shows some results generated by our approach.

The rest of the paper is structured as follows. Section 2 provides an overview of the existing methods for text and image generation. The basics of the GAN framework are explained in Section 3.1, and the architecture of the AC-GAN is presented in Section 3.2. Our presented model, TAC-GAN, is described in Section 4. Section 5 provides an evaluation and comparison of the presented TAC-GAN with state of the art methods for text to image generation. Section 6 provides an analysis of the images generated using TAC-GAN, and Section 7 concludes the paper and provide an overview of the future work.

2. Related Work

A considerable amount of work on image modelling focused on other tasks such as image inpainting (*e.g.*, [8]) or texture generation (*e.g.*, [4]). These tasks produced new images based on an existing image. However, image synthesis not relying on such existing information has not had much success until recently [18].

In the last few years, approaches based on Deep Learning have arisen, which are able to synthesize images with varied success. Variational Autoencoders (VAE) [3, 11], once trained, can be interpreted as generative models that produce samples from a distribution that approximates that of the training set. The DRAW model [7] extends the VAE architecture by using recurrent networks and an attention mechanism, transforming it into a sequence encoding/decoding process such that “the network decides at each time-step ‘where to read’ and ‘where to write’ as well as ‘what to write’”, and being able to produce highly realistic handwritten digits. Mansimov *et al.* [14], extended the DRAW model by using a Bidirection RNN and conditioning the generating process on text captions, producing results that were slightly better than those of other state of the art models.

Alternatively, Generative Adversarial Networks (GAN) [5] have gained a considerable amount of interest since its

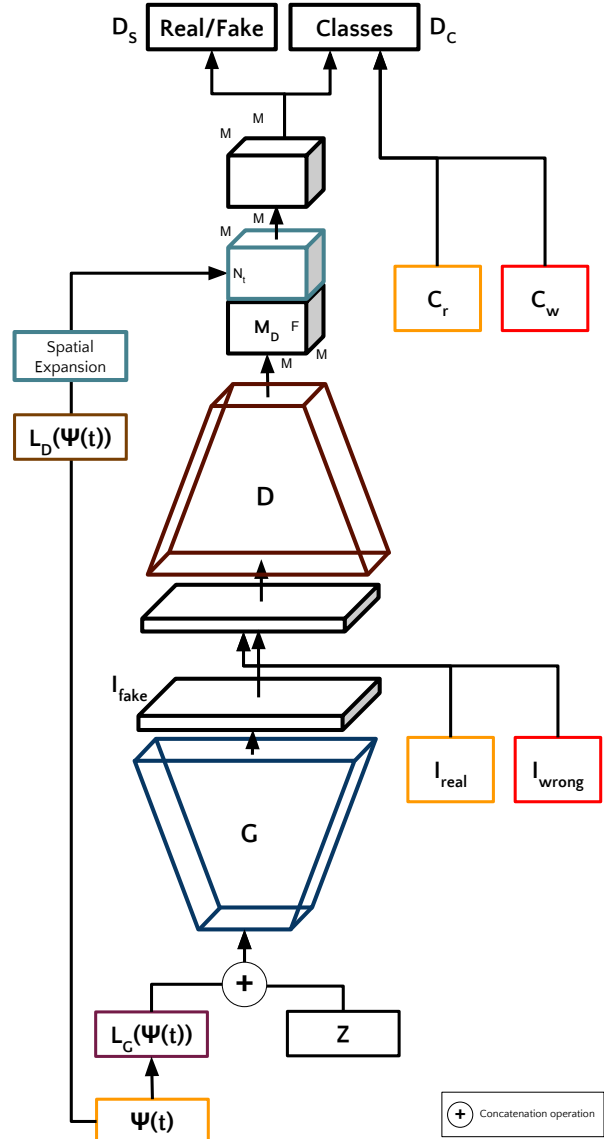


Figure 2. The architecture of the TAC-GAN. Here, t is a text description of an image, z is a noise vector of size N_z , I_{real} and I_{wrong} are the real and wrong images respectively, I_{fake} is the image synthesized by the generator network G , $\Psi(t)$ is the text embedding for the text t of size N_t , and C_r and C_w are one-hot encoded class labels of the I_{real} and I_{wrong} , respectively. L_G and L_D are two neural networks that generate latent representations of size N_l each, for the text embedding $\Psi(t)$. D_S and D_C are the probability distribution that the Discriminator outputs over the sources (real/fake) and the classes respectively.

inception, having been used in tasks such as single-image super resolution [12], Simulated+Unsupervised learning [22], image-to-image translation [9] and semantic image




Figure 3. Images synthesized from text descriptions using different noise vectors. In each block, the images at the bottom are generated from the text embeddings of the image description and a noise vector. The image on the top of each block are real images corresponding to the text description.

inpainting [26]. The basic framework, however, tends to produce blurry images, and the quality of the generated images tends to decrease as the resolution increases. Some approaches to tackle these problems have focused on iteratively refining the generated images. For example, in the Style and Structure GAN (S^2 -GAN) model [24], a first GAN is used to produce the image structure, which is then fed into a second GAN, responsible for the image style. Similarly, the Laplacian GANs (LAPGAN) [2] can have an indefinite number of stages, integrating “a conditional form of GAN model into the framework of a Laplacian pyramid”. Other attempts to solve the problems of the basic framework have tried making the network better aware of the data distribution that the GAN is supposed to model. By conditioning the input on specific class labels, the Conditional GAN (CGAN) [15] was capable of producing higher resolution images. Alternatively, the Auxiliary Classifier GAN (ACGAN) [17] has been shown to be capable of synthesizing structurally coherent 128×128 images by training the discriminator to also classify its input.

Of special relevance to this work is the conditioning of the generative process additionally on text. Reed *et al.* [19], following the work on the Generative Adversarial What-

Where Networks [20], were able to make the synthesized images correspond to a textual description used as input, with a resolution of 64×64 . With a similar approach, the StackGAN model [27] leverages the benefits of using multiple stages and is capable of generating highly realistic 256×256 images.

3. Background

This section describes some of the existing work our approach is built upon. Section 3.1 describes the basic GAN framework, and Section 3.2 describes the AC-GAN.

3.1. Generative Adversarial Networks

The basic framework of Generative Adversarial Networks (GAN) was first introduced by Goodfellow *et al.* [5]. GANs are generative models that introduce a new paradigm of adversarial training [6] in which a generative model G and a discriminative model D are trained simultaneously. G is trained to model the data distribution, while D is trained to classify if the data is real or generated. In this case both G and D are both neural networks. Let \mathcal{X} be a dataset used for training the GAN, and I_{real} denote a sample from \mathcal{X} . The two networks are then trained to minimize conflicting

objectives. Given an input noise vector \mathbf{z} , G is trained to generate samples I_{fake} that are similar to those of the training set \mathcal{X} , *i.e.*, to generate fake samples. D , on the other hand, receives a sample I as input and is trained to return a probability distribution $P(S|I)$, interpreted as the probability that I pertains to the dataset \mathcal{X} , (*i.e.*, is a real sample).

Specifically, D is trained to maximize, and G is trained to minimize, the following value:

$$\mathbb{E}[\log P(S = real|I_{real})] + \mathbb{E}[\log P(S = fake|I_{fake})] \quad (1)$$

In the context of this model, \mathcal{X} is composed of images, and each I is an image.

3.2. Auxiliary Classifier Generative Adversarial Networks (AC-GAN)

The AC-GAN [17] is a variant of the GAN architecture in which G conditions the generated data on its class label, and the Discriminator performs an auxiliary task of classifying the synthesized and the real data into their respective class labels. In this setting every produced image is associated with a class label c and a noise vector \mathbf{z} , which are used by G to generate images $I_{fake} = G(c, \mathbf{z})$. The Discriminator of an AC-GAN outputs a probability distribution over sources (fake or real), as well as a probability distribution over the class labels: $D_S(I) = P(S | I)$ and $D_C(I) = P(C | I)$. The objective function consists of two parts: (1) the log-likelihood of the correct source L_S ; and (2) the log-likelihood of the correct class L_C :

$$L_S = \mathbb{E}[\log P(S = real | X_{real})] + \mathbb{E}[\log P(S = fake | X_{fake})] \quad (2)$$

$$L_C = \mathbb{E}[\log P(C = c | X_{real})] + \mathbb{E}[\log P(C = c | X_{fake})] \quad (3)$$

During training, D maximizes $L_C + L_S$, while G minimizes $L_C - L_S$.

4. Text Conditioned Auxiliary Classifier Generative Adversarial Network (TAC-GAN)

Our proposed model, the TAC-GAN, generates images of size 128×128 that comply to the content of the input text.

To train our model, we use the Oxford-102 flowers dataset, which has, for every image, a class label and at least five text descriptions. For implementing TAC-GAN we use the Tensorflow [1] implementation of a Deep Convolutional Generative Adversarial Network (DCGAN)¹ [18], in which G is modeled as a Deconvolutional (fractionally-strided convolutions) Neural Network, and D is modeled as

¹<https://github.com/carpedm20/DCGAN-tensorflow>

a Convolutional Neural Network (CNN). For our text embedding function Ψ , we use Skip-Thought vectors to generate an embedding vector of size N_t .

We start by describing the model architecture, and proceed with the training procedure.

4.1. Model Architecture

In our approach we introduce a variant of AC-GAN, called Text Conditioned Auxiliary Classifier Generative Adversarial Networks (TAC-GAN), to synthesize images from text. As opposed to AC-GANs, we condition the generated images from TAC-GANs on text embeddings and not on class labels.

Figure 2 shows the architecture of a TAC-GAN.

4.1.1 Preliminaries

Let $\mathcal{X} = \{\mathcal{X}_i | i = 1, \dots, n\}$ be a dataset, where \mathcal{X}_i are the data instances and n is the number of instances in the dataset ($|\mathcal{X}| = n$). Every data instance is a tuple $\mathcal{X}_i = (I_i, T_i, C_i)$, where I_i is an image, $T_i = (t_i^1, t_i^2, \dots, t_i^k)$ is a set of k text descriptions of the image, and C_i is the class label to which the image corresponds. For training the TAC-GAN we randomly pick a text description t_i^j from T_i and generate a text embedding $\Psi(t_i^j) \in \mathbb{R}^{N_t}$. We then generate a latent representation $l_i^j = \mathcal{L}_G(\Psi(t_i^j))$ of the text embedding, where \mathcal{L}_G is a fully connected neural network with N_l neurons. Therefore $l_i^j \in \mathbb{R}^{N_l}$, where N_l is a hyperparameter of the model. This representation is then concatenated to a noise vector $\mathbf{z} \in [-1, 1]^{N_z}$, creating a vector $\mathbf{z}_c \in \mathbb{R}^{N_l + N_z}$. Here, N_z is also a hyperparameter of the model. \mathbf{z}_c is then passed through a fully connected layer FC_G with $8 * 8 * (8 * N_c)$ neurons, where N_c is another hyperparameter of the model. The output of FC_G is finally reshaped into a convolutional representation $\hat{\mathbf{z}}_c$ of shape $8 \times 8 \times (8 * N_c)$.

4.1.2 Generator Network

The Generator Network is very similar to that of the AC-GAN. However, instead of feeding the class label to which the synthesized image is supposed to pertain, we input the noise vector $\hat{\mathbf{z}}_c$, containing information related to the textual description of the image.

In our model, G is a neural network consisting of a sequence of transposed convolutional layers. It outputs an up-scaled image I_f (fake image) of shape $128 \times 128 \times 3$.

4.1.3 Discriminator Network

Let I_r denote the real image from the dataset corresponding to the text description t_i^j , and I_w denote another image that does not correspond to t_i^j . Additionally, let C_r and C_w correspond to the class labels of I_r and I_w , respectively. We



Figure 4. For each block, two noise vectors \mathbf{z}_1 and \mathbf{z}_2 are generated. They are used to synthesize the images in the extremes. For the images in between, an interpolation between the two vectors is used. The text embedding used to produce the images is the same for the entire block. It is produced from the textual description in the left. For comparison, the Ground Truth image is highlighted. As can be seen, the style of the synthesized images changes, but the content remains roughly the same, based on that of the text input.

use I_w to teach the Discriminator to consider fake any image that does not belong to the desired class. In the context of the Discriminator, let $t_r = t_i^j$ be the text description of the real and fake images (notice that the fake image was generated based on the text description of t_r). A new latent representation $l_r = \mathcal{L}_D(\Psi(t_r))$ for the text embeddings is generated, where \mathcal{L}_D is another fully connected neural network with N_l neurons, and hence $l_r \in \mathbb{R}^{N_l}$.

A set $\mathcal{A} = \{(I_f, C_f, l_f), (I_r, C_r, l_r), (I_w, C_w, l_w)\}$ is created, to be used by the discriminator. The set is composed of three tuples containing an image, a corresponding class label, and a corresponding text embedding. Notice that I_f was created conditioned on the same class as C_r and on the same text description as l_r . Therefore, $C_f = C_r$ and $l_f = l_r$. Similarly, I_w is *wrong* because it does not correspond to its l_w , since $l_w = l_r$. Therefore, it is possible to convert the previous definition of \mathcal{A} into $\mathcal{A} = \{(I_f, C_r, l_r), (I_r, C_r, l_r), (I_w, C_w, l_r)\}$. The values of these images are used by the discriminator in the following way.

The Discriminator network is composed by a series of convolutional layers and receives an image I (any of the images from \mathcal{A}). By passing through the convolutional layers, the image is downsampled into an image \mathbf{M}_D of size $M \times M \times F$, where M and F are hyperparameters of the model. l_r is replicated spatially to form a vector of shape $M \times M \times N_l$, and is concatenated with \mathbf{M}_D in the F (channels) dimension, similarly to what is done in [19]. This concatenated vector is then fed to another convolutional layer with spatial dimension $M \times M$. Finally, two fully connected layers FC_1 and FC_2 are used with 1 and

Table 1. Global parameters used in the model

Parameter	Value	Parameter	Value
Learning Rate	0.0002	N_t	4800
β_1	0.5	N_l	100
β_2	0.999	N_z	100
ϵ	10^{-8}	N_c	64
M	8	N_f	64
F	384		

N_c neurons, respectively, along with the sigmoid activation function. FC_1 produces a probability distribution D_S over the sources (real/fake), while FC_2 produces a probability distribution D_C over the class labels. Details of the architecture are described in Figure 2.

This discriminator design was inspired by the GAN-CLS model proposed by Reed *et al.* [19]. The parameters of \mathcal{L}_G and \mathcal{L}_D are trained along with the TAC-GAN. The training process is described in detail in Section 4.3.

4.2. Implementation Details

Our Generator network is composed by three transposed convolutional layers with 256, 128 and 64 filter maps, respectively. The output of each layer has a size twice as big as that of the images fed to them as input. The output of the last layer is the produced I_f used as input to the Discriminator. D is composed of three convolutional layers with 128, 256, and 384 filter maps, respectively. The output of the last layer is \mathbf{M}_D . The kernel size of all the convolutional layers until the generation of \mathbf{M}_D is 5×5 .



Figure 5. All images generated in the first and second row use the same noise vector \mathbf{z}_1 . Similarly, all images generated in the third and fourth rows use the same noise vector \mathbf{z}_2 . The first image of the first row and the last image of the second row use a text embedding that was constructed from the captions 1 and 2, respectively. An interpolation between these two embeddings was used for synthesizing all images in between them. The first image of the third row and the last image of the fourth row use a text embedding constructed from the captions 3 and 4. An interpolation between these two embeddings was used for synthesizing all images in between them. Notice that captions 2 and 3 are the same, but we use a different noise vector to generate the two different outputs.

After the concatenation between \mathbf{M}_D and the spatially replicated l_r , the last convolutional layer is composed of 512 filter maps of size 1×1 and stride 1.

We always use *same* convolutions, and training is performed using the Adam optimizer [10]. Table 1 shows the hyperparameters used by our model.

4.3. Training

In this section, we explain how training is performed in the TAC-GAN model. We then explain how the loss function could be easily extended so that any other potentially useful type of information can be leveraged by the model.

4.3.1 Training Objectives

Let L_{D_S} denote the training loss related to the source of the input (real, fake or wrong). Then L_{D_S} is calculated as a sum of the binary cross entropy, denoted by H below, between the output of the discriminator and the desired value for each of the images:

$$L_{D_S} = H(D_s(I_r, l_r), 1) + H(D_s(I_f, l_r), 0) + H(D_s(I_w, l_r), 0) \quad (4)$$

Similarly, let L_{D_C} denote the training loss related to the class to which the input image is supposed to pertain:

$$L_{D_C} = H(D_c(I_r, l_r), C_r) + H(D_c(I_f, l_r), C_r) + H(D_c(I_w, l_r), C_w) \quad (5)$$

The Discriminator then minimizes the training objective $L_{D_C} + L_{D_S}$.

In the case of the Generator network, there are no real or wrong images to be fed as input. The training loss, given by $L_{G_C} + L_{G_S}$, can therefore be defined in terms of only the Discriminator’s output for the generated image (L_{G_S}), and the expected class to which the synthesized image is expected to pertain (L_{G_C}):

$$L_{G_S} = H(D_s(I_f, l_r), 1) \quad (6)$$

$$L_{G_C} = H(D_c(I_f, l_r), C_r) \quad (7)$$

Notice that, while L_{D_S} penalizes the cross-entropy between $D_s(I_f, l_r)$ and 0 (making D better at deeming generated images fake), L_{G_S} penalizes the cross-entropy between $D_s(I_f, l_r)$ and 1 (approximating the distribution of the generated images to that of the training data).

4.3.2 Extending the current model

The training losses for both the G and D is a sum of the losses corresponding to different types of information. In the presence of other types of information, one can easily extend such a loss by adding a new factor to the sum.

Specifically, assume a new dataset \mathcal{Y} is present, containing, for each real image I_r in \mathcal{X} , a corresponding vector Q_r containing details, such as the presence of certain objects in the I_r , the location where such details appear, *etc.* The Discriminator could be extended to output the probability distribution $D_{\mathcal{Y}}(I)$ from any input image. Let $L_{D_{\mathcal{Y}}}$ denote the related Discriminator loss:



Figure 6. A comparison between the results of our model (TAC-GAN) and those the StackGAN [27] in Phase-I and Phase-II. The images were synthesized based on the caption on the top of each block.

$$L_{D_y} = H\left(D_y(I_r, l_r), Q_r\right) + H\left(D_y(I_f, l_r), Q_r\right) + H\left(D_y(I_w, l_r), Q_w\right) \quad (8)$$

And L_{G_y} denote the related loss for the Generator:

$$L_{G_y} = H\left(D_y(I_f, l_r), Q_f\right) \quad (9)$$

Training could then be performed by adding L_{D_y} to the Discriminator’s loss, and L_{G_y} to the Generator’s loss. This idea is a generalization of extensions of the GAN framework that have been proposed in previous works (*e.g.*, [17] and [19]).

5. Evaluation

Figure 3 shows some of the generated images for a given text description, along with the ground truth image from the Oxford-102 dataset. It can be seen that our approach generates results whose content is in accordance to the input text. In Figure 6, we compare the results of our approach to those of the StackGAN model [19].

Table 2. Inception Score of the generated samples on the Oxford-102 dataset.

Model	Inception Score
TAC-GAN	3.45 ± 0.05
StackGAN	$3.20 \pm .01$
GAN-INT-CLS	$2.66 \pm .03$

Evaluating generative models, like GANs, have always been a challenge [14]. While no standard evaluation metric exists, recent works have introduced a lot of new metrics [5, 17, 18]. However, not all of these metrics are useful for evaluating GANs [23]. Salimans *et al.* [21] proposed that inception score can be considered as a good evaluation metric for GANs to show the discriminability of the generated images. Odena *et al.* [17] have shown that Multi-Scale Structural Similarity (MS-SSIM) can be used to measure the diversity of the generated images.

We use inception score to evaluate our approach. Table 2 shows the inception score of the images generated by our model compared to those of similar models for image generation from text. It can be seen that our approach produces

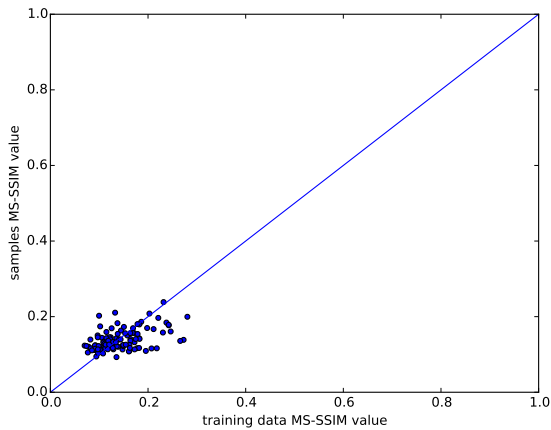


Figure 7. Comparison of the mean MS-SSIM scores of the images of the training data in the Oxford-102 flowers dataset and the sample data generated by the TAC-GAN. Each point represents a class and denotes how similar to each other the images of that class are in the two data sets. The maximum score for samples of a class in the training set is 0.28 and the mean of the average MS-SSIM over all the classes is 0.14 ± 0.019 . The maximum MS-SSIM score for samples of a class generated by the TAC-GAN is 0.23 and the mean of the average MS-SSIM over all classes for the generated images is 0.13 ± 0.016 .

better scores than those of other state of the art approaches. This shows that our approach generates images with higher discriminability.

To show that our model produces very diverse sample, we used the MS-SSIM [13, 25]. Figure 7 shows the mean MS-SSIM values of each class of the training dataset, compared to that of each class of the sampled images. It can be seen that our model produces more diverse images than those of the training data, which corroborates with the results from [17].

6. Analysis and Discussion

Additionally, we show that our model confirms findings in other approaches (e.g., [19, 27]), i.e., it learns separate representations for the style and the content of the generated images. The images in Figure 4 are produced by interpolating between two different noise vectors, while maintaining the same input text. While the content of the image remains roughly unchanged, its style transitions smoothly from one of the vectors to the other.

Similarly, because we use vector embeddings for the textual descriptions, it is possible to interpolate between the two embeddings. In Figure 5, we fix the same \mathbf{z} for all generated images and interpolate between the vector embeddings resulting from applying Ψ to two text descriptions. It can be seen that the resulting images maintain a similar style

while smoothly transitioning from one content to another.

7. Conclusion and Future Work

We described the TAC-GAN, a model capable of generating images based on textual descriptions. The results produced by our approach are slightly better to those of other state of the art approaches.

The model is easily extensible: it is possible to condition the networks not only on text, but in any other type of potentially useful information. It remains to be examined what influence the usage of other types of information might have in the stability of training, and how much they help, as opposed to hinder, the capacity of the model in producing better quality, higher resolution images.

Many approaches have used a multi-staged architecture, where images produced in the first phase are iteratively refined in subsequent phases. We believe that the results of our model can benefit from such a pipeline, and be able to further improve the results reported in this work.

References

- [1] M. Abadi, A. Agarwal, P. Barham, E. Brevdo, Z. Chen, C. Citro, G. S. Corrado, A. Davis, J. Dean, M. Devin, et al. Tensorflow: Large-scale machine learning on heterogeneous distributed systems. *arXiv preprint arXiv:1603.04467*, 2016.
- [2] E. L. Denton, S. Chintala, R. Fergus, et al. Deep generative image models using a laplacian pyramid of adversarial networks. In *Advances in neural information processing systems*, pages 1486–1494, 2015.
- [3] C. Doersch. Tutorial on variational autoencoders. *arXiv preprint arXiv:1606.05908*, 2016.
- [4] A. A. Efros and T. K. Leung. Texture synthesis by non-parametric sampling. In *Computer Vision, 1999. The Proceedings of the Seventh IEEE International Conference on*, volume 2, pages 1033–1038. IEEE, 1999.
- [5] I. Goodfellow, J. Pouget-Abadie, M. Mirza, B. Xu, D. Warde-Farley, S. Ozair, A. Courville, and Y. Bengio. Generative adversarial nets. In *Advances in neural information processing systems*, pages 2672–2680, 2014.
- [6] I. J. Goodfellow, J. Shlens, and C. Szegedy. Explaining and harnessing adversarial examples. *arXiv preprint arXiv:1412.6572*, 2014.
- [7] K. Gregor, I. Danihelka, A. Graves, D. J. Rezende, and D. Wierstra. Draw: A recurrent neural network for image generation. *arXiv preprint arXiv:1502.04623*, 2015.
- [8] J. Hays and A. A. Efros. Scene completion using millions of photographs. In *ACM Transactions on Graphics (TOG)*, volume 26, page 4. ACM, 2007.
- [9] P. Isola, J.-Y. Zhu, T. Zhou, and A. A. Efros. Image-to-image translation with conditional adversarial networks. *arXiv preprint arXiv:1611.07004*, 2016.
- [10] D. Kingma and J. Ba. Adam: A method for stochastic optimization. *arXiv preprint arXiv:1412.6980*, 2014.
- [11] D. P. Kingma and M. Welling. Auto-encoding variational bayes. *arXiv preprint arXiv:1312.6114*, 2013.

- [12] C. Ledig, L. Theis, F. Huszár, J. Caballero, A. Cunningham, A. Acosta, A. Aitken, A. Tejani, J. Totz, Z. Wang, et al. Photo-realistic single image super-resolution using a generative adversarial network. *arXiv preprint arXiv:1609.04802*, 2016.
- [13] K. Ma, Q. Wu, Z. Wang, Z. Duanmu, H. Yong, H. Li, and L. Zhang. Group mad competition—a new methodology to compare objective image quality models. In *Proceedings of the IEEE Conference on Computer Vision and Pattern Recognition*, pages 1664–1673, 2016.
- [14] E. Mansimov, E. Parisotto, J. L. Ba, and R. Salakhutdinov. Generating images from captions with attention. *arXiv preprint arXiv:1511.02793*, 2015.
- [15] M. Mirza and S. Osindero. Conditional generative adversarial nets. *arXiv preprint arXiv:1411.1784*, 2014.
- [16] M.-E. Nilsback and A. Zisserman. Automated flower classification over a large number of classes. In *Computer Vision, Graphics & Image Processing, 2008. ICVGIP'08. Sixth Indian Conference on*, pages 722–729. IEEE, 2008.
- [17] A. Odena, C. Olah, and J. Shlens. Conditional image synthesis with auxiliary classifier gans. *arXiv preprint arXiv:1610.09585*, 2016.
- [18] A. Radford, L. Metz, and S. Chintala. Unsupervised representation learning with deep convolutional generative adversarial networks. *arXiv preprint arXiv:1511.06434*, 2015.
- [19] S. Reed, Z. Akata, X. Yan, L. Logeswaran, B. Schiele, and H. Lee. Generative adversarial text to image synthesis. In *Proceedings of The 33rd International Conference on Machine Learning*, volume 3, 2016.
- [20] S. E. Reed, Z. Akata, S. Mohan, S. Tenka, B. Schiele, and H. Lee. Learning what and where to draw. In *Advances In Neural Information Processing Systems*, pages 217–225, 2016.
- [21] T. Salimans, I. Goodfellow, W. Zaremba, V. Cheung, A. Radford, and X. Chen. Improved techniques for training gans. In *Advances in Neural Information Processing Systems*, pages 2226–2234, 2016.
- [22] A. Shrivastava, T. Pfister, O. Tuzel, J. Susskind, W. Wang, and R. Webb. Learning from simulated and unsupervised images through adversarial training. *arXiv preprint arXiv:1612.07828*, 2016.
- [23] L. Theis, A. v. d. Oord, and M. Bethge. A note on the evaluation of generative models. *arXiv preprint arXiv:1511.01844*, 2015.
- [24] X. Wang and A. Gupta. Generative image modeling using style and structure adversarial networks. In *European Conference on Computer Vision*, pages 318–335. Springer, 2016.
- [25] Z. Wang, A. C. Bovik, H. R. Sheikh, and E. P. Simoncelli. Image quality assessment: from error visibility to structural similarity. *IEEE transactions on image processing*, 13(4):600–612, 2004.
- [26] R. Yeh, C. Chen, T. Y. Lim, M. Hasegawa-Johnson, and M. N. Do. Semantic image inpainting with perceptual and contextual losses. *arXiv preprint arXiv:1607.07539*, 2016.
- [27] H. Zhang, T. Xu, H. Li, S. Zhang, X. Huang, X. Wang, and D. Metaxas. Stackgan: Text to photo-realistic image synthesis with stacked generative adversarial networks. *arXiv preprint arXiv:1612.03242*, 2016.