

Lower Bounds and Algorithm for Partially Replicated Causally Consistent Shared Memory *

Zhuolun Xiang ^{†1} and Nitin H. Vaidya ^{‡2}

¹Computer Science Department

²Department of Electrical and Computer Engineering
University of Illinois at Urbana-Champaign

Abstract

Distributed shared memory systems maintain multiple replicas of the shared memory locations. Maintaining causal consistency in such systems has received significant attention in the past. However, much of the previous literature focuses on full replication wherein each replica stores a copy of all the locations in the shared memory. In this paper, we investigate causal consistency in partially replicated systems, wherein each replica may store only a subset of the shared data. To achieve causal consistency, it is necessary to ensure that, before an update is performed at any given replica, all causally preceding updates must also be performed. Achieving this goal requires some mechanism to track causal dependencies. In the context of full replication, this goal is often achieved using vector timestamps, with the number of vector elements being equal to the number of replicas. Building on the past work, this paper makes three key contributions:

- We develop lower bounds on the size of the timestamps that must be maintained in order to achieve causal consistency in partially replicated systems. The size of the timestamps is a function of the manner in which the replicas share data, and the set of replicas accessed by each client.
- We present an algorithm to achieve causal consistency in partially replicated systems using simple vector timestamps.
- We present some optimizations to improve the overhead of the timestamps required with partial replication.

*This research is supported in part by National Science Foundation award 1409416, and Toyota InfoTechnology Center. Any opinions, findings, and conclusions or recommendations expressed here are those of the authors and do not necessarily reflect the views of the funding agencies or the U.S. government.

[†]xiangzl@illinois.edu

[‡]nhv@illinois.edu

1 Introduction

The focus of this paper is on achieving causal consistency in a *partially replicated* distributed shared memory (DSM) system that provides the abstraction of shared read/write registers. Each replica (which is maintained by a server) may be *partial* in the sense that it stores copies of a subset of the shared registers. *Full replication* is obtained as a special case when each replica stores copies of all the shared registers. Figure 1 illustrates the client-server architectures [28] considered here. In the basic architecture in Figure 1a, client i only accesses replica i , and no other client directly communicates with replica i . Thus, client i performs read/write operations only on registers whose copies are stored at replica i . In the general architecture in Figure 1b, each client is associated with an arbitrary subset of the replicas. For instance, as shown, client 1 is associated with replicas 1 and 2, whereas client 2 only communicates with replica 1. Each client may only perform read/write operations on the registers whose copy is stored in at least one of the replicas associated with that client. For instance, in Figure 1b, client 1 may only read/write the registers whose copy is stored at replicas 1 and/or 2.

We primarily consider the basic architecture in Figure 1a, and describe how the results are extended to the general architecture.

In recent years, *causal consistency* model for the shared memory has received significant attention due to its emerging applications, for instance, in the context of social networking. Intuitively, causal consistency ensures that before a client can view an update to a shared register it must be able to view all the causally preceding updates (as noted above, each client may only access registers stored at one or subset of the replicas, depending on which architecture we consider).

In the context of *full replication*, There has been significant effort in designing and implementing causally consistent shared memory systems, such as Lazy Replication [16], COPS [18], Orbe [8], SwiftCloud [32] and GentleRain [9]. While much of the past work on shared memory has addressed *full replication*, there is growing interest in *partial replication* [5, 19, 2, 18, 13, 6], due to the potential storage efficiencies that can be attained with partial replication. Several researchers have observed that partial replication can require a large amount of metadata in order to track causal dependencies accurately under partial replication [2, 18, 13, 6]. Most relevant to this paper is the work of Helary and Milani [13, 23]. In this paper, we will use the notion of *share graph*

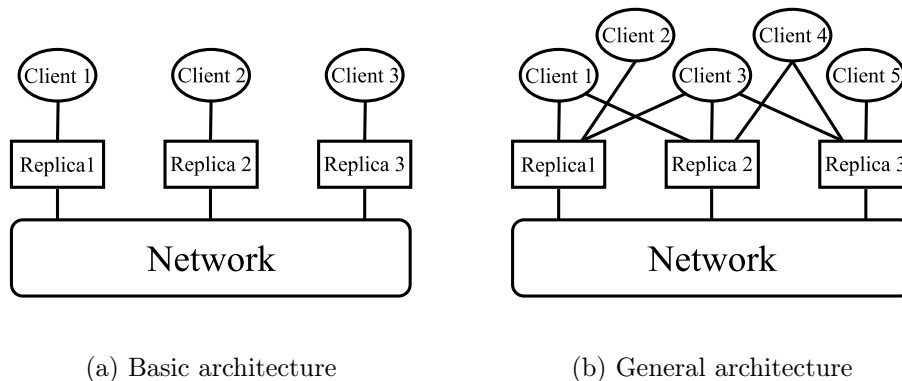


Figure 1: Client-server architecture

introduced in their work for the basic architecture (Figure 1a), and also augment it to apply it to the general architecture (Figure 1b). The main contributions of this paper are as follows:

1. *Lower bound on timestamp size:* We consider algorithms to achieve causal consistency that assign a timestamp to the state of each replica. Vector timestamps have been used in prior work on *full replication*, with the vector length being equal to the number of replicas (e.g., [16]). The timestamps are used to ensure that updates are performed on a replica in a causal order. We obtain lower bounds on the size of such timestamps for *partial* replication and *full* replication both. The size of the timestamp is dependent on which replicas maintain a copy of each shared register. Secondly, for the general architecture (Figure 1b), the lower bound is also dependent on the set of replicas associated with each client. In deriving these lower bounds, we also make a correction to a claim presented in prior work in [13, 23].
2. *Upper bound:* We present an algorithm that achieves causal consistency under partial replication. The algorithm requires each replica to maintain timestamps that counts the number of updates performed on an appropriately chosen subset of shared registers.
3. We present optimizations that help reduce the size of the timestamps under partial replication.

Related work: Aside from the past work cited above, the prior work on timestamps for capturing causality in message-passing is also relevant to this paper, in particular, the work on vector timestamps [20, 11], and mechanisms to reduce timestamp size by exploiting additional information such as communication topology [26, 21]. For message-passing model, the lower bounds for vector timestamps [1] and general timestamps [22] are well-studied. However, the previously obtained lower bounds for the message-passing model do not directly apply to the shared memory model. In principle, the bounds for the *basic* architecture (Figure 1a) would be analogous to bounds that one may obtain for causal group communication with *overlapping groups*. However, such bounds for overlapping groups are not obtained previously, to the best of our knowledge. Importantly, for the *general* architecture (Figure 1b) there is no meaningful analog in the message-passing context. We present results for both architectures in Figure 1.

Lazy Replication [16] is a classic client-server framework for providing causal consistency via maintaining vector clocks, with the vector size being equal to the number of replicas. The algorithm presented in this paper uses a similar structure as Lazy Replication, with the key difference being the definition of the timestamps. Milani has systematically studied mechanisms to implement causal consistency [23], and presented a protocol for achieving causal consistency [3]. [25, 4] studied protocols for implementing partially replicated causal objects, which is similar to the architecture in Figure 1a, but the size of the metadata is large. H elary and Milani identified the difficulty of efficient implementation under causal consistency for partial replication, and studied several weakened consistency models that lie between causal consistency and PRAM consistency [13]. Reynal and Ahamad proposed an algorithm that piggybacked control message of size $O(mn)$ in most general case, where n is the number of replicas and $O(m)$ is the number of objects. Shen et al. [27] proposed two algorithms, *Full-Track* and *Opt-Track*, to achieve causal consistency for partial replication under relation \rightarrow_{co} proposed by Milani [3]. Kshemkalyani and Hsu’s research on approximate causal consistency sacrifices accuracy of causal consistencies to reduce the meta-data [15, 14]. Our prior work on this problem [31] proposed an algorithm of achieving causal consistency

in partial replication for the general structure as in Figure 1b, but with timestamps that are not optimal. Also, no lower bound of the timestamp size is presented in [31].

In a somewhat different line of research, concurrent timestamp systems for shared memory, which enable processes to order operations using bounded timestamps have been explored [7, 10, 12]; the problem addressed in our work is distinct from this prior work.

2 System Model

The system is assumed to be asynchronous.

Replicas: The system consists of R replicas numbered 1 through R . Each replica i stores copies of a subset of shared registers named X_i . With full replication, $X_i = X_j$ for all replicas i, j . With partial replication, it is possible that $X_i \neq X_j$ for $i \neq j$. We also define $X_{ij} = X_i \cap X_j$, the set of registers stored at replicas i and j both. For instance, in partial replication with four replicas, we may have $X_1 = \{x\}$, $X_2 = \{x, y\}$, $X_3 = \{y, z\}$, and $X_4 = \{z\}$, where x, y, z are shared read/write registers. In this case, $X_{23} = \{y\}$.

Clients: There are C clients numbered 1 through C . In the basic architecture (Figure 1a), client i is associated with replica i . In the general architecture (Figure 1b), client i is associated with a subset of replicas R_i . Each client i may only perform read/write operations on registers in $\cup_{r \in R_i} X_r$, as discussed in Section 1 as well.

Communication model: Each replica can communicate with all the other replicas using point-to-point message-passing channels that are reliable, asynchronous and non-FIFO.

3 Causally Consistent Shared Memory

For convenience, hereafter we assume that each *write* operation on any given register writes a unique value.

Happened-before relation [17]: Let o_1, o_2 be two operations. o_1 happened-before o_2 , denoted as $o_1 \rightarrow o_2$, if and only if at least one the following conditions is true: (i) Both o_1 and o_2 are performed by the same client, and o_1 occurs before o_2 . (ii) o_1 is a write operation, and o_2 is a read operation that returns the value written by o_1 . (iii) There exists operation o_3 such that $o_1 \rightarrow o_3$ and $o_3 \rightarrow o_2$.

We assume the following *safety* and *liveness* requirements for causally consistent systems.

Definition 1 (Causal consistency). **Safety:** Suppose that read operation o_3 on some register x returns the value written by write operation o_1 on register x . Then there must not exist another write operation o_2 on register x such that $o_1 \rightarrow o_2 \rightarrow o_3$. **Liveness:** For a write operation o_1 by some client that writes value v in register x , all replicas that store copies of register x should eventually be updated with the value v .

In the rest of this section, and in Sections 4 and 5, we assume that the system conforms to the *basic* architecture (Figure 1a), even if the assumption may not necessarily be stated elsewhere. In Section 6, we extend our results to the general architecture (Figure 1b).

We consider causally consistent memory systems that are implemented using the prototype algorithm presented below for the clients and replicas. Many prior systems (e.g., Lazy Replication [16]) have used algorithms with similar structures to achieve causal consistency under full replication.

Client operations: $read(x)$ is a read operation on register x , and $write(x, v)$ is a write operation on register x that writes value v . When performing $read(x)$ or $write(x, v)$ operation on register $x \in X_i$, client i sends a request to a replica i , and awaits the replica's response. The response to a write operation is an acknowledgement, and the response to a read operation is a returned value.

As noted above, presently we assume that the system conforms to the basic architecture in Figure 1a.¹ We will defer discussion of the general architecture until Section 6.

The replica operation below is specified for the basic architecture. Each replica i maintains a timestamp τ_i , which is suitably initialized. Exact implementation of the timestamp τ_i , and functions $advance$, $merge$ and predicate \mathcal{J} used in the prototype below can potentially be instantiated in many different ways.

Replica operations:

1. When replica i receives a $read(x)$ request from client i , replica i responds with the value of the local copy of register x .
2. When replica i receives a $write(x, v)$ request from client i , replica i performs the following steps atomically: (i) write v into the local copy of register x , (ii) update timestamp τ_i using function $advance$, as follows: $\tau_i := advance(\tau_i, i, x)$, and (iii) multicast $update(i, \tau_i, x, v)$ message to each other replica $k \in V$ such that $x \in X_k$.

When replica i has completed Step 2 as specified above, we will say that replica i has *applied* update (i, τ_i, x, v) , where τ_i here is replica i 's timestamp *after* performing step (ii) above.

3. When replica i receives a message $update(k, T_k, x, v)$, it adds the message to a local data structure $pending_i$.
4. At replica i , for any message $update(k, T_k, x, v) \in pending_i$, when predicate $\mathcal{J}(\tau_i, i, T_k, k)$ evaluates True, replica i performs the following operations atomically: (i) replica i writes value v to its local copy of register x , (ii) updates its timestamp as $\tau_i := merge(\tau_i, i, T_k, k)$, and (iii) removes $update(k, T_k, x, v)$ from $pending_i$.

When replica i has completed Step 4 as specified above, we will say that replica i has *applied* update (k, T_k, x, v) .

¹For the general architecture in Figure 1b, the client i may operate only on $x \in \bigcup_{j \in R_i} X_j$. For an operation on register x , client i may send its request to any replica $j \in R_i$ such that $x \in X_j$.

The timestamp τ_i and predicate \mathcal{J} above must ensure that safety and liveness properties in Definition 1 can be satisfied. The lower bound on the timestamp size presented later in the paper is obtained using this observation.

Each update is represented by a tuple of the form (k, T_k, x, v) , as shown in Step 4 above. We will also use short labels (such as u_1) to represent an update when convenient.

We say that an update (k, T_k, x, v) is **issued by** replica k . We say that an update (k, T_k, x, v) is **applied by** replica i when replica i modifies its local copy of register x to value v (note that this may occur in Step 2 above when $k = i$, and Step 4 above when $k \neq i$).

Now we introduce a happened-before relation on updates, analogous to the happened-before relation above for read/write operations.

Definition 2 (Happened-before relation \hookrightarrow for updates). *Given updates u_1 and u_2 , $u_1 \hookrightarrow u_2$ if and only if at least one of the following conditions is true: (i) u_1 and u_2 are both issued by the same replica, and u_1 is issued first. (ii) u_1 is applied at a replica before the same replica issues u_2 .² (iii) There exists an update u_3 such that $u_1 \hookrightarrow u_3$ and $u_3 \hookrightarrow u_2$.*

In Step 4 above, let $u_1 = (k, T_k, x, v)$. To ensure safety property in Definition 1, the predicate $\mathcal{J}(\tau_i, i, T_k, k)$ must not evaluate *True* if there exists an update u_2 for a write operation on a register in X_i such that (i) $u_2 \hookrightarrow u_1$, and (ii) replica i has not yet applied u_2 . Also, to satisfy the liveness property in Definition 1, the predicate must eventually evaluate as *True* for each update in *pending_i*.

Definition 3 (Causal past). *In a given execution, let S be the state of replica i after applying the updates in set \mathcal{U} . Causal past of state S of replica i , named $\mathcal{C}(S)$, is defined as the following set of updates:*

$$\mathcal{C}(S) = \{u' \mid u' \hookrightarrow u, u \in \mathcal{U}\}$$

That is, causal past of the state of a replica i consists of all the updates that were performed at replica i in reaching that state, as well as any other updates that happened-before the updates performed at replica i (note that the latter updates may not necessarily be applied at replica i , depending on whether the update is for a register in X_i or not). Note that the dependency graph is a function of the execution in which above state S occurs. It would be more precise to define the notation $\mathcal{C}(S)$ as $\mathcal{C}^E(S)$, where E is the given execution. For brevity, we do not make this dependence on the execution explicit in the notation. The execution being considered will be clear from the context in our discussion.

Definition 4 (Causal dependency graph). *In a given execution, let S denote the state of some replica at a certain time, and $\mathcal{C}(S)$ is the causal past of this state. Causal dependency graph of state S is defined as a directed acyclic graph wherein each vertex represents an update in $\mathcal{C}(S)$, and for $u_1, u_2 \in \mathcal{C}(S)$, an edge exists from vertex u_1 to u_2 if and only if $u_1 \hookrightarrow u_2$.*

From the definition above, causal dependency graph records updates in the causal past as well as the happened-before relation between them. Notice that different causal dependency graphs may correspond to the same causal past.

²As such, condition (i) in Definition 2 is obviated by condition (ii), because a replica applies its own update when the update is issued. However, we retain (i) for clarity, and to maintain a correspondence with the conditions in Definition 1.

The *share graph* defined below was introduced by H elary and Milani [13]. The share graph will be used when obtaining lower bounds for the *basic* architecture. To obtain results for the *general* architecture, we will introduce in Section 6 an *augmented* version of the share graph. Recall that $X_{ij} = X_i \cap X_j$, i.e., the set of registers stored at replicas i and j both.

Definition 5 (Share Graph). *Share graph is defined as $G = (V, E)$, where $V = \{1, 2, \dots, R\}$, with vertex $i \in V$ representing replica i , and there exists an edge $(i, j) \in E$ if and only if $X_{ij} \neq \emptyset$.*

For convenience, we assume that the share graph is connected. However, the results here trivially extend to the case when $G(V, E)$ is partitioned.

- We represent a directed edge from i to j as e_{ij} and an undirected edge between i and j as (i, j) . The edges in E are necessarily undirected, however, it is convenient to view an undirected edge (i, j) as consisting of two directed edges e_{ij} and e_{ji} .
- An update is said to occur **on edge** e_{jk} if the update is issued by replica j for a register in $X_j \cap X_k$. Intuitively, an update that occurs “on edge e_{jk} ” results in an update message being sent from replica j to replica k .
- A causal past S is valid for replica i , if replica i ’s causal past may equal S at some point during some execution.
- Let S be a causal past, defined as a set of updates (as per Definition 3).
 - For $e_{jk} \in E$, $S|_{e_{jk}}$ denotes the set of updates in S that occur on edge e_{jk} .
 - For $e_{jk} \notin E$, define $S|_{e_{jk}} = \emptyset$ for convenience.
 - For $i \in V$, $S|_i$ is the set of updates in S that are issued by replica i .

Observation 1: To achieve causal consistency, it is necessary and sufficient that, before a replica i applies an update u_1 , it has applied any other update u_2 on any of its incoming edges such that $u_2 \hookrightarrow u_1$. Then all read operations will return the latest value of the registers, satisfying safety property of causal consistency. Thus, once replica i has received update messages for *all* the updates issued by i ’s neighbors that are happened-before u_1 , replica i will eventually be able to apply update u_1 . Then the liveness property of causal consistency is also guaranteed. While the order in which the updates are received by replica i from its neighbors may affect how long the updates are buffered in *pending_i* (in Steps 3-4 of the prototype algorithm), the order does not affect the ability to apply update u_1 after all the causally preceding updates are received. To reiterate, once all of the updates from i ’s neighbors that happened-before u_1 are applied at i , update u_1 can be applied at i . We will make use of this observation in our proofs.

4 Algorithm for Causal Consistency with Partial Replication

In this section, we define our algorithm for achieving causal consistency in the basic architecture (Figure 1a). Section 6 discusses how the algorithm can be modified for the general architecture.

We first define graph G_i , $i \in V$, which will be used to state the lower bounds as well as the algorithm in this section. We refer to G_i as the *timestamp graph of replica i* . Definition of G_i uses

the following definition of an (i, j, k) -loop. Note that a *simple loop* begins and ends in the same vertex, but there are no other repetitions of any vertex in the loop.

Definition 6 ((i, j, k) -loop). *Figure 2 illustrates the notation used here. Consider a simple loop $(i = a_0 = b_{s+1}, a_1, a_2, \dots, a_t, k = a_{t+1}, j = b_0, b_1, \dots, b_s, i = a_0 = b_{s+1})$ in graph G , $t \geq 0$, $s \geq 0$. Note that $i = a_0 = b_{s+1}$, $j = b_0$, and $k = a_{t+1}$. This loop is said to be an (i, j, k) -loop provided that (i) $X_{b_p b_{p+1}} - \bigcup_{\substack{1 \leq q \leq t+1 \\ b_p a_q \neq j k}} X_{b_p a_q} \neq \emptyset$, for $0 \leq p \leq s$, and (ii) $X_{j k} - \bigcup_{1 \leq q \leq t} X_{j a_q} \neq \emptyset$.*

Let us define the set of “chords” in the above (i, j, k) -loop as

$$\mathbf{H} = \{e_{b_p a_q} \mid 0 \leq p \leq s+1, 1 \leq q \leq t+1\}$$

Note that we include edge $e_{b_0 a_{t+1}} = e_{j k}$ in \mathbf{H} . Condition (i) in Definition 6 implies that it is possible to perform an update on edge $e_{b_p b_{p+1}}$, $1 \leq p \leq s$, that is not propagated on the edges in \mathbf{H} (and an update on edge $e_{b_0 b_1}$ that is not propagated on the edges in $\mathbf{H} - \{e_{j k}\}$). Condition (ii) similarly implies that it is possible to perform an update on edge $e_{j k}$ that is not propagated on the remaining edges in \mathbf{H} .

Definition 7 (Timestamp graph). *Timestamp graph of replica i is $G_i = (V_i, E_i)$, where*

$$E_i = \{e_{ij} \mid e_{ij} \in E\} \cup \{e_{ji} \mid e_{ji} \in E\} \cup \{e_{jk} \mid \exists (i, j, k)\text{-loop in } G\}$$

$$V_i = \{u, v \mid e_{uv} \in E_i\}$$

Note that the timestamp graph is a directed graph. In particular, for some j, k , it may be the case that $e_{jk} \in E_i$ but $e_{kj} \notin E_i$.

Before presenting the algorithm, we present a simple result that hints at the efficacy of the timestamps used by the algorithm.

Theorem 1. *To guarantee that causal consistency is achieved, for each edge $e_{jk} \in E_i$, there must exist two causal pasts S_1 and S_2 of replica i that satisfy the following two properties, and are assigned different timestamps: (i) $S_1|_{e_{jk}} \neq S_2|_{e_{jk}}$, and (ii) $S_1|_v - S_1|_{e_{jk}} = S_2|_v - S_2|_{e_{jk}}$ for $v \in V$.*

Proof. The proof is presented in Appendix A. □

Intuitively, Theorem 1 implies that replica i 's timestamp must “keep track” of the updates occurring on each edge $e_{jk} \in E_i$. Section 5 presents specific bounds on timestamp.

Combined with the correctness of the algorithm presented below, the above theorem indicates that the set of edges our algorithm “keeps track” of is necessary and sufficient. This result corrects a claim in [13], as discussed in Appendix B.

Proposed algorithm (unoptimized version): The algorithm is based on the prototype in Section 3. Thus, we only need to define replica timestamps, predicate \mathcal{J} , and functions *advance* and *merge* that are used in the prototype.

An optimization that *compresses* the timestamps to reduce their storage requirement is discussed later in this section.

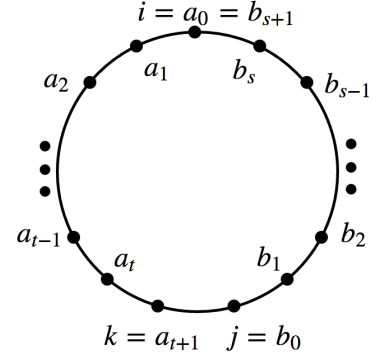


Figure 2: Illustration of an (i, j, k) -loop. Not all edges between the loop vertices are shown.

- Replica i 's timestamp τ_i : The timestamp can be viewed as a vector indexed by edges in E_i . Thus, the length of the timestamp vector τ_i is $|E_i|$. The length may be different for different replicas, and the indices may be different as well, because it is possible that $E_j \neq E_i$ for some $j \neq i$.

By convention, if a timestamp τ does not contain an element indexed by e , then $\tau[e] = 0$.

As seen below, for $e_{jk} \in E_i$, the timestamp element $\tau_i[e_{jk}]$ counts the number of updates on edge e_{jk} that belong to the causal past of the state of replica i . Thus, the timestamp vector keeps track of precisely those set of edges that Theorem 1 also enumerates.

- Function $advance(\tau, i, x)$ returns vector T below:

$$T[e_{ij}] := \begin{cases} \tau[e_{ij}] + 1, & \text{for each } e_{ij} \in E_i \text{ such that } x \in X_i \cap X_j, \\ \tau[e], & \text{for all other edges } e \in E_i \end{cases}$$

$advance(\tau, i, x)$ increments elements of τ corresponding to edges to only those replicas that also store register x .

- Function $merge(\tau_i, i, T_k, k)$ at replica i returns vector T_i as follows:

$$T_i[e] := \begin{cases} \max(\tau_i[e], T_k[e]), & \text{for each edge } e \in E_i \cap E_k, \\ \tau_i[e], & \text{for each edge } e \in E_i - E_k \end{cases}$$

- $\mathcal{J}(\tau_i, i, T_k, k) = True$ if and only if (i) $\tau_i[e_{ki}] = T_k[e_{ki}] - 1$ and (ii) $\tau_i[e_{ji}] \geq T_k[e_{ji}]$, for $\forall e_{ji} \in E_i \cap E_k, j \neq k$,

The proof for the correctness of the algorithm is provided in Appendix C. The *timestamp compression* optimization below reduces the timestamp size above. Also, noting that full replication is a special case of partial replication, the use of the compression scheme below ensures that our timestamp reduces to the standard vector timestamp (of length equal to number of replicas) when applied in the context of full replication.

4.1 Timestamp Compression

We observe that the different elements of the vector τ_i at replica i are not necessarily independent. For instance, suppose that $e_{j1}, e_{j2}, e_{j3}, e_{j4}$ are the only outgoing edges at j that are in E_i , and suppose that $X_{j1} = \{x\}$, $X_{j2} = \{y\}$, $X_{j3} = \{z\}$ and $X_{j4} = \{x, y, z\}$. (Recall that $X_{jl} = X_j \cap X_l$.) The number of updates on these four edges is *not linearly independent*. In particular, the number of updates on edge e_{j4} can be computed as the sum of the number of updates on edges e_{j1}, e_{j2}, e_{j3} . Thus, we do not need to explicitly store a vector element corresponding to e_{j4} in the timestamp τ_i .

More generally, for each replica $j \in V_i$, the timestamp τ_i of replica i only needs to store $I(E_i, j)$ elements, where $I(E_i, j)$ denotes the number of maximum independent outgoing edges of replica j that are in E_i . Then $I(E_i) = \sum_{j \in V_i} I(E_i, j)$ is the total number of elements that replica i 's timestamp needs to store in its timestamp vector τ_i . Further details of the timestamp compression scheme are provided in Appendix D.

For full replication, all replicas store identical set of registers. Thus, each replica has only one independent edge, and our timestamps will have the same overhead as the traditional vector timestamps, with the number of vector elements being equal to the number of replicas.

5 Timestamp Lower bounds

As seen in Section 3, the algorithms of interest assign a timestamp τ_i to the replica of state i . Different constraints may be imposed on how the timestamp is chosen. The constraint can potentially affect the size of the timestamps. We consider the following strategies:

- **Constraint 0: Timestamp as a function of the causal dependency graph:** Under constraint 0, the timestamp of a replica state may be chosen using its causal dependency graph. Thus, the causal past of the state and the corresponding happened-before relation may both affect the chosen timestamp.

As an example, the causal dependency graph of the replica state itself may be chosen as the timestamp of the replica state. Alternatively, a suitably chosen subgraph of the causal dependency graph may be used as the timestamp. The COPS scheme for causal consistency under *full replication* uses a similar strategy [18].

- **Constraint 1: Timestamp as a function of the causal past:** In this case, the timestamp assigned to a replica state is dependent only on its causal past. For instance, if the causal past of the state of replica i equals $\{u_1, u_2, u_3\}$ in any execution, then the timestamp corresponding to that state is identical in all those executions. Also, since the timestamp only depends on the causal past, it is independent of whether $u_1 \leftrightarrow u_2$ or not. Thus, for a given replica, its two states with *identical causal pasts* will be assigned the same timestamps regardless of whether those states occur in the same execution or not.

Any timestamp scheme that satisfied Constraint 1 also satisfies Constraint 0. In this section, we present lower bounds on the *worst-case* size of the timestamps.

Definition 8. Worst-case timestamp space size $\sigma_l^i(m)$ of replica i under Constraint l : Consider the set of executions of a causally consistent memory in which each replica issues up to m updates. The worst-case timestamp space size of replica i under Constraint l , denoted as $\sigma_l^i(m)$, is the maximum number of distinct timestamps that replica i must assign to its state over all the executions in the above set.

Note that replica i may not use all the distinct $\sigma_l^i(m)$ timestamps in the same execution. However, over all possible executions, replica i will need to use at least $\sigma_l^i(m)$ distinct timestamps. From the definition of the three constraints above, it follows that

$$\sigma_0^i(m) \leq \sigma_1^i(m)$$

5.1 Lower bound for full replication

While the lower bound for a fully replicated system is relatively easy to obtain, its proof serves as a warm-up for the proof for a partially replicated system. Recall that R is the number of replicas.

Theorem 2. For full replication, under Constraint 0, $\sigma_0^i(m) \geq (m + 1)^R$ for any replica i .

The proof is presented in Appendix E. Since $\sigma_0^i(m) \leq \sigma_1^i(m)$, the above lower bound also applies under Constraints 1. Additionally, the lower bound is trivially tight, because the traditional vector timestamps satisfy this bound (similar to the timestamps used by Lazy Replication [16] when applied to the *basic* architecture in Figure 1a).

5.2 Lower bounds for partial replication

In this section, we present a lower bound for partial replication under Constraint 1. To derive the lower bound, consider any replica i . For the chosen replica i , we define a conflict graph H_i below. In the conflict graph, an edge is added between any two causal pasts of replica i that must be assigned distinct timestamp. Then, the chromatic number for the conflict graph is a lower bound on timestamp space size.

Since the conditions in Definition 9 may appear complicated at a first glance, we also include an intuitive interpretation of the conditions. Recall that $G(V, E)$ is the share graph defined previously.

Definition 9 (Conflict graph H_i). *In the conflict graph H_i for replica i there is a vertex corresponding to each possible causal past at replica i . For two possible causal pasts of replica i , say S_1 and S_2 , we add edge (S_1, S_2) to the conflict graph H_i if the following conditions hold:*

- $\forall e \in G, S_1|_e \neq \emptyset \neq S_2|_e$, and
- At least one of the following three conditions is also true:
 1. $\exists e_{ij} \in G$, such that $S_1|_{e_{ij}} \subset S_2|_{e_{ij}}$
 2. $\exists e_{ji} \in G$, such that $S_1|_{e_{ji}} \subset S_2|_{e_{ji}}$
 3. \exists a simple loop
 $(i = a_0 = b_{s+1}, a_1, \dots, a_t, k = a_{t+1}, j = b_0, b_1, \dots, b_s, i) \in G$ such that
 - (3.1) $S_1|_{e_{jk}} \subset S_2|_{e_{jk}}$, and
 - (3.2) $S_1|_{e_{b_p a_q}} = S_2|_{e_{b_p a_q}}$
for $e_{b_p a_q} \in \mathbf{H} - \{e_{b_0 a_{t+1}}\}$, and
 - (3.3) $S_1|_{e_{b_p b_{p+1}}} - \bigcup_{1 \leq q \leq t+1} S_1|_{e_{b_p a_q}} \neq \emptyset$
for $0 \leq p \leq s$, and
 - (3.4) $S_2|_{e_{b_p b_{p+1}}} - \bigcup_{1 \leq q \leq t+1} S_2|_{e_{b_p a_q}} \neq \emptyset$
for $0 \leq p \leq s$, and
 - (3.5) $(S_2 - S_1)|_{e_{jk}} \cap (\bigcup_{1 \leq q \leq t} S_2|_{e_{j a_q}}) = \emptyset$.

Interpretation of the conditions:

Condition 1: Causal past S_2 contains all the updates in S_1 on edge e_{ij} , and at least one update that is not in S_1 on edge e_{ij} . **Conditions 2 and 3.1** are similar to Condition 1.

Condition 3.2: This condition does not apply when $e_{b_p a_q} = e_{b_0 a_{t+1}}$, i.e., e_{jk} . S_1 and S_2 include identical set of updates on all other $e_{b_p a_q}$ edges that exist in the share graph (i.e., updates by b_p on registers in $X_{b_p} \cap X_{a_q}$).

Condition 3.3: For each b_p , S_1 includes at least one update by b_p on a register in $X_{b_p} \cap X_{b_{p+1}}$ that is not in X_{a_q} , $1 \leq q \leq t+1$. **Condition 3.4** is similar but applied to S_2 .

Condition 3.5: The updates in S_2 on edge e_{jk} that are not included in S_1 , are not included in S_2 on edges $e_{j a_q}$, $1 \leq q \leq t$.

Recall that $S|_e$ is defined as \emptyset when $e \notin E$.

Remark: From Definition 9, we can obtain a subset of edges E_i^* of the share graph, such that $e \in E_i^*$ if and only if there exists an edge (S_1, S_2) in the conflict graph H_i with $S_1|_e \subset S_2|_e$. The edge set E_i defined previously for the timestamp graph is similar to E_i^* with a small difference. The difference can be reconciled by modifying Conditions (3.3) and (3.4) slightly, which changes the conflict graph somewhat. The discussion of this modification is in Appendix G.

Theorem 3. Let $\chi(H_i)$ denote the chromatic number of conflict graph H_i . Then, for partial replication, $\sigma_1^i(m) \geq \chi(H_i)$ for any replica i .

Proof. The proof is presented in Appendix F. □

6 Extending Results to the General Architecture

The lower bound for *full replication* in Theorem 2 remains tight for the general architecture in Figure 1b as well, independent of the number of clients. To extend the lower bound for *partial replication* to the general architecture, we define an *augmented share graph* using the share graph $G = (V, E)$ defined previously.

Definition 10 (Augmented Share Graph). An *augmented share graph* $\widehat{G} = (\widehat{V}, \widehat{E})$ is an undirected graph, where $\widehat{V} = V$, and $\widehat{E} = E \cup \{(s, t) \mid \exists \text{ client } i \text{ such that } \{s, t\} \subseteq R_i\}$.

The lower bound in Theorem 3 extends naturally to the general architecture, simply by replacing G by \widehat{G} in Theorem 3. The claim and proof are omitted here for brevity. Intuitively, a client alternately communicating with different replica propagates causal past from one replica to another. This is captured in the augmented share graph by adding an edge between those replicas (even though the replicas may not share any registers in common).

The algorithm presented in Section 4 can be modified for the general architecture using \widehat{G} instead of G . However, unlike the basic architecture, now the clients must also maintain timestamps. The timestamp maintained by client i contains elements corresponding to the timestamps maintained by all the replicas in R_i . Thus, if a replica in R_i has an element in its timestamp corresponding to some edge e , then the timestamp of client i also has such an element. The algorithm is provided in Appendix H.

7 Optimize Timestamp Size in Practice

From previous sections, we know that achieving causal consistency in partial replication systems is expensive. Therefore in practice, any solutions that can reduce the size of the timestamps would be appealing. In Appendix I, we will discuss several methods to reduce the timestamp cost, by exploiting the trade-off between timestamp size, accuracy of the causal dependencies, and underlying communication topology.

8 Summary

This paper investigates partially replicated causally consistent shared memory systems (of which full replication is a special case). We obtain lower bounds on the timestamps required for such systems, and also present an algorithm that achieves causal consistency in a partially replicated system. We present some optimizations that help reduce the size of the timestamps under partial replication.

References

- [1] H. Attiya and J. Welch. *Distributed computing: fundamentals, simulations, and advanced topics*, volume 19. John Wiley & Sons, 2004.
- [2] P. Bailis, A. Fekete, A. Ghodsi, J. M. Hellerstein, and I. Stoica. The potential dangers of causal consistency and an explicit solution. In *SoCC*, 2012.
- [3] R. Baldoni, A. Milani, and S. T. Piergiovanni. Optimal propagation-based protocols implementing causal memories. *Distributed Computing*, 18:461–474, 2006.
- [4] K. Birman, A. Schiper, and P. Stephenson. Lightweight causal and atomic group multicast. *ACM Transactions on Computer Systems (TOCS)*, 9(3):272–314, 1991.
- [5] M. Bravo, L. Rodrigues, and P. Van Roy. Towards a scalable, distributed metadata service for causal consistency under partial geo-replication. In *Proceedings of the Doctoral Symposium of the 16th International Middleware Conference*, page 5. ACM, 2015.
- [6] T. Crain and M. Shapiro. Designing a causally consistent protocol for geo-distributed partial replication. In *Proceedings of the First Workshop on Principles and Practice of Consistency for Distributed Data*, page 6. ACM, 2015.
- [7] D. Dolev and N. Shavit. Bounded concurrent time-stamping. *SIAM Journal on Computing*, 26(2):418–455, 1997.
- [8] J. Du, S. Elnikety, A. Roy, and W. Zwaenepoel. Orbe: scalable causal consistency using dependency matrices and physical clocks. In *SoCC*, 2013.
- [9] J. Du, C. Iorgulescu, A. Roy, and W. Zwaenepoel. Gentlerain: Cheap and scalable causal consistency with physical clocks. In *SoCC*, 2014.
- [10] C. Dwork and O. Waarts. Simple and efficient bounded concurrent timestamping or bounded concurrent timestamp systems are comprehensible! In *Proceedings of the twenty-fourth annual ACM symposium on Theory of computing*, pages 655–666. ACM, 1992.
- [11] C. J. Fidge. *Timestamps in message-passing systems that preserve the partial ordering*. Australian National University. Department of Computer Science, 1987.
- [12] S. Haldar and P. Vitányi. Bounded concurrent timestamp systems using vector clocks. *Journal of the ACM (JACM)*, 49(1):101–126, 2002.
- [13] J.-M. Hélayr and A. Milani. About the efficiency of partial replication to implement distributed shared memory. In *ICPP*, 2006.
- [14] T.-y. Hsu and A. D. Kshemkalyani. Performance of approximate causal consistency for partially replicated systems. In *Proceedings of the Third International Workshop on Adaptive Resource Management and Scheduling for Cloud Computing*, pages 7–13. ACM, 2016.
- [15] A. D. Kshemkalyani and T. Y. Hsu. Approximate causal consistency for partially replicated geo-replicated cloud storage. In *NDM@SC*, 2015.
- [16] R. Ladin, B. Liskov, L. Shrira, and S. Ghemawat. Providing high availability using lazy replication. *ACM Trans. Comput. Syst.*, 10:360–391, 1992.

- [17] L. Lamport. Time, clocks, and the ordering of events in a distributed system. *Communications of the ACM*, 21(7):558–565, 1978.
- [18] W. Lloyd, M. J. Freedman, M. Kaminsky, and D. G. Andersen. Don’t settle for eventual: scalable causal consistency for wide-area storage with cops. In *SOSP*, 2011.
- [19] T. Mahmood, S. Puzhavakath Narayanan, S. Rao, T. Vijaykumar, and M. Thottethodi. Achieving causal consistency under partial replication for geo-distributed cloud storage. 2016.
- [20] F. Mattern. Virtual time and global states of distributed systems. 1988.
- [21] S. Meldal, S. Sankar, and J. Vera. Exploiting locality in maintaining potential causality. In *PODC*, 1991.
- [22] G. Melideo. *Tracking Causality in Distributed Computations*. PhD thesis.
- [23] A. Milani. *Causal Consistency in Static and Dynamic Distributed Systems*. PhD thesis, Università di Roma, 2006.
- [24] B. T. Moore and P. A. Sivilotti. Plausible clocks with bounded inaccuracy. In *International Symposium on Distributed Computing*, pages 214–228. Springer, 2005.
- [25] M. Raynal and M. Ahamad. Exploiting write semantics in implementing partially replicated causal objects. In *Parallel and Distributed Processing, 1998. PDP’98. Proceedings of the Sixth Euromicro Workshop on*, pages 157–163. IEEE, 1998.
- [26] L. E. T. Rodrigues and P. Verissimo. Causal separators for large-scale multicast communication. In *Distributed Computing Systems, 1995., Proceedings of the 15th International Conference on*, pages 83–91. IEEE, 1995.
- [27] M. Shen, A. D. Kshemkalyani, and T. Y. Hsu. Causal consistency for geo-replicated cloud storage under partial replication. In *IPDPS Workshops*, 2015.
- [28] A. S. Tanenbaum and M. Van Steen. *Distributed systems*. Prentice-Hall, 2007.
- [29] F. J. Torres-Rojas and M. Ahamad. Plausible clocks: constant size logical clocks for distributed systems. *Distributed Computing*, 12(4):179–195, 1999.
- [30] N. H. Vaidya and S. S. Kulkarni. Efficient timestamps for capturing causality. *arXiv preprint arXiv:1606.05962*, 2016.
- [31] Z. Xiang and N. H. Vaidya. Timestamps for partial replication. *arXiv preprint arXiv:1611.04022*, 2016.
- [32] M. Zawirski, A. Bieniusa, V. Balesgas, S. Duarte, C. Baquero, M. Shapiro, and N. M. Preguiça. Swiftcloud: Fault-tolerant geo-replication integrated all the way to the client machine. *CoRR*, abs/1310.3107, 2014.

Appendices

A Proof of Theorem 1

Theorem 1. *To guarantee that causal consistency is achieved, for each edge $e_{jk} \in E_i$, there must exist two causal pasts S_1 and S_2 of replica i that satisfy the following two properties, and are assigned different timestamps: (i) $S_1|_{e_{jk}} \neq S_2|_{e_{jk}}$, and (ii) $S_1|_v - S_1|_{e_{jk}} = S_2|_v - S_2|_{e_{jk}}$ for $v \in V$.*

Intuitively speaking, S_1 and S_2 above only differ in updates performed by j on registers in X_{jk} .

Proof. Recall that $X_{jk} = X_j \cap X_k$.

We prove the theorem by contradiction. Considering the definition of E_i , we address three cases.

Case 1: There exists edge $e_{ij} \in E_i$ such that any pair of causal pasts of replica i that only differ in updates issued by i on registers in X_{ij} have the same timestamp.

Consider the very beginning of an execution. Suppose that replica i initially issues update u_1 on edge e_{ij} (i.e., for a register in X_{ij}), followed by another update u_2 on edge e_{ij} . Due to the property assumed above for every pair of causal pasts at i , the timestamp attached to both the corresponding update messages sent to j will be identical. Thus, replica j cannot determine the correct order in which to these two updates were sent (recall that the channel is not FIFO). Thus, causal consistency cannot be assured.

Case 2: There exists edge $e_{ji} \in E_i$ such that any pair of causal pasts of replica i that only differ in updates issued by j on registers in X_{ji} have the same timestamp.

Consider the very beginning of an execution. Suppose that replica j initially issues update u_1 on edge e_{ji} (i.e., for a register in X_{ji}), followed by another update u_2 on edge e_{ji} .

Due to the property assumed above for causal pasts of i has identical timestamps before receiving u_1, u_2 , and after receiving either or both of these updates. Thus, when replica i receives update u_2 , it cannot differentiate between the following two cases: (i) i has already received and applied update u_1 , and thus, it can now apply update u_2 . (ii) i has not yet received update u_1 , so it must wait for that update message before applying u_2 . If replica i applies u_2 when u_2 arrives (i.e., without waiting for another update message), but the situation is as in (ii), then safety requirement of causal consistency is violated. On the other hand, if replica i decides to wait, but the situation is as in (i), then another update may never be received from j , and liveness requirement of causal consistency is violated.

Case 3: There exists edge $e_{jk} \in E_i$ such that there is an (i, j, k) -loop in G , and any pair of causal pasts of replica i that only differ in updates issued by j on registers in X_{jk} have the same timestamp.

Let the (i, j, k) -loop be $(i = a_0, a_1, \dots, a_t, k = a_{t+1}, j = b_0, b_1, \dots, b_s, i = b_{s+1})$. Note that $b_{s+1} = i = a_0$, $a_{t+1} = k$ and $b_0 = j$. By the definition of the (i, j, k) -loop, $X_{b_p b_{p+1}} - \bigcup_{\substack{1 \leq q \leq t+1 \\ b_p a_q \neq jk}} X_{b_p a_q} \neq \emptyset$, for $0 \leq p \leq s$, and $X_{jk} - \bigcup_{1 \leq q \leq t} X_{j a_q} \neq \emptyset$.

Case 3.1: $X_{jb_1} - \bigcup_{1 \leq q \leq t+1} X_{ja_q} \neq \emptyset$. From the definition of an (i, j, k) -loop, we also have $X_{b_p b_{p+1}} - \bigcup_{1 \leq q \leq t+1} X_{b_p a_q} \neq \emptyset$ for $1 \leq p \leq s$ and $X_{jk} - \bigcup_{1 \leq q \leq t} X_{ja_q} \neq \emptyset$.

Consider the following execution.

- Initially, replica j issues an update, labelled u_{jk} , on edge e_{jk} on a register in $X_{jk} - \bigcup_{1 \leq q \leq t} X_{ja_q}$. Note that $j = b_0$.
- Replica j then issues update u_{jb_1} on edge e_{jb_1} on a register in $X_{jb_1} - \bigcup_{1 \leq q \leq t+1} X_{ja_q}$. Let us call this update u_{jb_1} . The corresponding update message is next delivered to b_1 .
- For $p = 1$ to s : b_p receives an update message from b_{p-1} , applies the update, and then issues an update on edge $e_{b_p b_{p+1}}$ on a register in $X_{b_p b_{p+1}} - \bigcup_{1 \leq q \leq t+1} X_{b_p a_q}$. Let us call this update $u_{b_p b_{p+1}}$.

Thus, we have constructed a sequence of updates so far such that $u_{jk} \rightarrow u_{jb_1} \rightarrow u_{b_1 b_2} \rightarrow u_{b_2 b_3} \rightarrow \dots \rightarrow u_{b_s b_{s+1}}$, where $b_{s+1} = i$.

- Subsequently, i issues an update u_{ia_1} on edge e_{ia_1} . a_1 receives the update message, applies the update, and then issues an update $u_{a_1 a_2}$ on edge $e_{a_1 a_2}$. Continuing in this manner, we build a sequence of updates such that $u_{ia_1} \rightarrow u_{a_1 a_2} \rightarrow u_{a_2 a_3} \rightarrow \dots \rightarrow u_{a_t a_{t+1}}$, where $a_{t+1} = k$, and update u_{ab} in this chain is issued by replica a on edge e_{ab} .
- Combining the two sequences of updates, we obtain the following sequence. (Recall that $b_{s+1} = i = a_0$.)

$$u_{jk} \rightarrow u_{jb_1} \rightarrow u_{b_1 b_2} \rightarrow u_{b_2 b_3} \rightarrow \dots \rightarrow u_{b_s b_{s+1}} \rightarrow u_{ia_1} \rightarrow u_{a_1 a_2} \rightarrow u_{a_2 a_3} \rightarrow \dots \rightarrow u_{a_t a_{t+1}},$$

Now consider a second execution in which replica j does not initially perform update u_{jk} , but the remaining sequence of updates are performed.

The timestamp of replica i when issuing update u_{ia_1} will be identical in both executions, because the causal pasts at i when issuing update u_{ia_1} only differ by updates on edge e_{jk} .

By induction, we can easily show that the timestamp attached to the update $u_{a_t a_{t+1}}$ received by k from a_t will be identical in both executions. (Recall that $a_{t+1} = k$.) In performing the induction, we make use of the fact that no updates are issued in the above executions on edges in $\mathbf{H} - \{e_{jk}\}$. In the first execution $u_{jk} \rightarrow u_{a_t a_{t+1}}$, but this is not the case in the second execution. If the update message from j to k is not delivered before k receives the update from a_t , then replica k cannot determine whether it should wait for an update from j or not, and either safety or liveness condition may be violated (similar to Case 1).

Case 3.2: $X_{jb_1} - \bigcup_{1 \leq q \leq t+1} X_{ja_q} = \emptyset$. From the definition of the (i, j, k) -loop, $X_{jb_1} - \bigcup_{1 \leq q \leq t} X_{b_p a_q} \neq \emptyset$, and $X_{b_p b_{p+1}} - \bigcup_{1 \leq q \leq t+1} X_{b_p a_q} \neq \emptyset$ for $1 \leq p \leq s$.

This implies there exists a register $w \in X_{jb_1}$ such that $w \in X_{jk}$ but $w \notin \bigcup_{1 \leq q \leq t} X_{ja_q}$. We build two executions similar to Case 3.1.

For the first execution, replica j issues an update u_{jk} on the register w . Since $w \in X_{jb_1}$ but $w \notin \bigcup_{1 \leq q \leq t} X_{ja_q}$, u_{jk} will be delivered to b_1 , but no update message is sent on edges in $\mathbf{H} - \{e_{jk}\}$.

Since update u_{jk} occurs on edge e_{jb_1} also, unlike Case 3.1, here no other update is performed on edge e_{jb_1} . The remaining sequence of updates is similar to Case 3.1. This results in the following happened-before relation.

$$u_{jk} \rightarrow u_{b_1b_2} \rightarrow u_{b_2b_3} \rightarrow \cdots \rightarrow u_{b_s b_{s+1}} \rightarrow u_{ia_1} \rightarrow u_{a_1a_2} \rightarrow u_{a_2a_3} \rightarrow \cdots \rightarrow u_{a_t a_{t+1}}$$

For the second execution, replica j does not issue update u_{jk} , but the remaining sequence of updates are performed.

By similar argument as in Case 3.1, the timestamp attached to the update $u_{a_t a_{t+1}}$ will be identical in both executions, and replica k cannot determine whether it should wait for an update from j or not, and either safety or liveness condition for causal consistency may be violated. \square

B Correction on a Claim in [13]

The original definition of minimal x -hoop in [13] states the following.

Definition 11 (Hoop [13]). *Given a register x and two replicas r_a and r_b in $C(x)$ where $C(x)$ is the set of the replicas that stores x , we say that there is a x -hoop between r_a and r_b , if there exists a path $(r_a = r_0, r_1, \dots, r_k = r_b)$ in share graph G such that:*

- i) $r_h \notin C(x)$ ($1 \leq h \leq k - 1$) and*
- ii) each consecutive pair (r_{h-1}, r_h) shares a register x_h such that $x_h \neq x$ ($1 \leq h \leq k$)*

Definition 12 (Minimal Hoop [13]). *An x -hoop $(r_a = r_0, r_1, \dots, r_k = r_b)$ is said to be minimal, if and only if*

- i) each edge of the hoop can be labelled with a different register and*
- ii) none of the edge label is shared by replica r_a and r_b .*

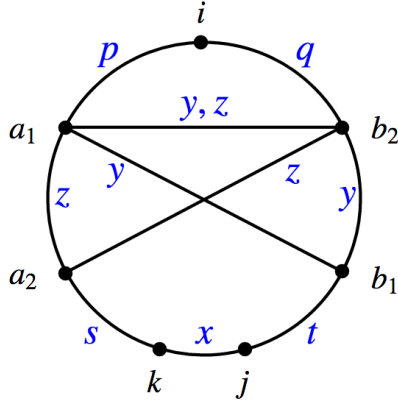
The following claim in [13] states the tight condition for the system to be causally consistent.

Lemma 1 ([13]). *A replica stores x or belongs to a “minimal x -hoop” if and only if the replica has to transmit some information about a register x .*

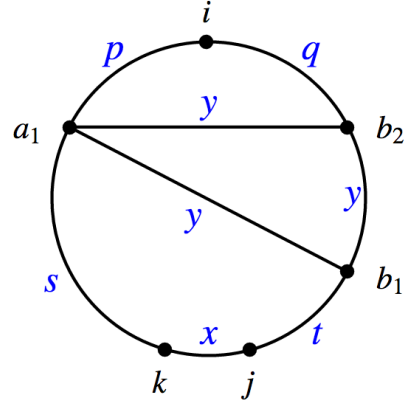
However, the lemma does not seem correct with the above definition of minimal x -hoop [13].

Consider the share graph in Figure 3a as an example. In the figure, the label on each edge (c, d) shows set X_{cd} . The share graph consists replicas $i, a_1, a_2, k, j, b_1, b_2$. Replicas j and k share variable x , replicas b_1, b_2, a_1 share variable y , and replicas b_2, a_1, a_2 share variable z . Labels on other edges are unique and distinct from x, y, z .

The loop $(j, b_1, b_2, i, a_1, a_2, k)$ is considered a “minimal x -hoop” by Definition 12 because (i) the label on each edge in the loop is distinct, (ii) none of the edge label is shared by j and k . The claim in Milani [13] implies that replica i must transmit (or keep) information about updates to register x by j, k . However, it can be shown that presence of the two edges labeled y (and the manner they are situated) makes it unnecessary for replica i to be aware of updates to x by j . Similarly, replica i does not need to transmit updates to x by k . Theorem 1 does not require i to keep track of these updates. Hence Lemma 1 does not appear to accurately capture the necessary condition.



(a) Counter-example 1



(b) Counter-example 2

We also considered a modification of the Definition 12 shown below in an attempt to remedy the above issue. However, we can show that the modified condition is still not sufficient.

Definition 13 (Minimal Hoop (Modified version)). *An x -hoop $(r_a = r_0, r_1, \dots, r_k = r_b)$ is said to be minimal, if and only if*

- i) each edge of the hoop can be labelled with a different register and*
- ii) none of the edge label is shared by more than two replicas in the hoop.*

Condition (ii) above means that a register used as a label on one of the edges in the x -hoop is not shared by more than two replicas in the hoop.

Consider the share graph in Figure 3b as an example. Replica j and k share variable x , and replica b_1, b_2, a_1 share variable y .

The loop $(j, b_1, \dots, b_2, i, a_1, a_2, k)$ is *not* considered a “minimal x -hoop” by Definition 13, because the edge label y is also stored at replica a_1 . If we were to apply Lemma 1 with the modified definition of minimal hoop, then it would imply that replica i does not need to transmit (or keep) information about updates to register x by j, k . (Note that there is only one simple loop containing i, j, k .) However, by Theorem 1, replica i must keep track of edge e_{kj} , or equivalently, updates to register x by replica k .

C Correctness of the Algorithm in Section 4

In order to simplify the proof, we first assume that each replica i stores larger timestamps than required for correctness of the algorithm in Section 4. This simplification makes it easier to prove correctness.

In Section C.2, we show correctness of the algorithm using smaller timestamps.

C.1 Simplified Proof

Definition 14 (Relaxed Timestamp graph). We define $\bar{G}_i = (\bar{V}_i, \bar{E}_i)$ as the relaxed timestamp graph of replica i on share graph G , where

$$\begin{aligned} \bar{E}_i &= \{e_{ij} \in G\} \cup \{e_{ji} \in G\} \\ &\quad \cup \{e_{b_0 a_{t+1}} \in G \mid \exists \text{ a simple loop } (i, a_1, \dots, a_t, a_{t+1}, b_0, b_1, \dots, b_s, i) \in G\}, \\ \bar{V}_i &= \{u, v \mid e_{uv} \in \bar{E}_i\}. \end{aligned}$$

Thus, G_i defined in Section 4 is a subgraph of \bar{G}_i .

Replica i 's timestamp is based on timestamp graph \bar{G}_i : $T_i = \{(e, k) \mid e \in \bar{E}_i\}$ is a set of timestamps (e, k) , where e is a directed edge in timestamp graph \bar{E}_i and k is a sequence number.

Lemma 2. Let u be an update of write w with timestamp T from replica j to i . Let u' be an update of write w' with timestamp T' from replica k to i such that $w' \rightarrow w$. Then $T[e_{ki}] \geq T'[e_{ki}]$ when $k \neq j$, and $T[e_{ki}] > T'[e_{ki}]$ when $k = j$.

Proof. When $k = j$, w' and w are both updating registers shared by replica j and i . By the algorithm where write requests from client are handled, the counter of replica j 's timestamp on edge e_{ji} is incremented by one via function *advance* for each write. Hence $T[e_{ji}] > T'[e_{ji}]$ when $w' \rightarrow w$.

When $k \neq j$, in order to have the happen-before relation, there exists a chain of causally related operations that consists of writes and reads, starting with w' and ending with w . For instance, suppose the chain of operations are $w' \rightarrow w_1 \rightarrow r_2 \rightarrow w_2 \rightarrow \dots \rightarrow w_{s-1} \rightarrow r_{s-1} \rightarrow w$, where w', w_1 are issued by client 1 on replica k , r_i, w_i are issued by client p on replica p for $2 \leq p \leq s-1$, r_s, w are issued by client s on replica j (we denote as replica s as well for convenience). Write w' is on edge e_{ki} , write w_i is on edge e_{pp+1} for $1 \leq p \leq s-1$, and w is on edge e_{ji} . And every read operation reads the value of the immediate previous write. By our algorithm, the timestamps of all replicas in this loop maintain a counter for edge e_{ki} . Let T_{w_p} denote the timestamp of the update message for write w_p . By function *merge* we defined when replica handles updates from other replicas, we have $T_{w_{p+1}}[e_{ki}] \geq T_{w_p}[e_{ki}]$ for any adjacent write pair $w_p \rightarrow w_{p+1}$ in the above chain of operations. Therefore we have $T[e_{ki}] \geq T'[e_{ki}]$ for $w' \rightarrow w$. \square

Lemma 3. Let u be an update of write w with timestamp T from replica j to replica i . When $\tau_i[e_{ji}] \geq T[e_{ji}]$, u is already applied at replica i , namely write w has been performed.

Proof. By the algorithm the only way for replica i to increment $\tau_i[e_{ji}]$ is merging τ_i with timestamp T of some update, and $\tau_i[e_{ji}]$ is incremented by 1 each time. Consider the first moment when $\tau_i[e_{ji}] = T[e_{ji}]$ after merging with T' of an update u' . If u' is issued by replica j , we must have $u' = u$, since $T'[e_{ji}] = T[e_{ji}]$ and both u' and u are on edge e_{ji} . Then u is applied at replica i . If u' is issued by replica k where $k \neq j$, the merge will not increase $\tau_i[e_{ji}]$, since in order to pass the predicate condition, we already have $\tau_i[e_{ji}] \geq T'[e_{ji}]$. Hence u' cannot be issued by replica other than j . \square

Lemma 4. When a write w is applied in a replica, namely the value has been written to the register, any causal dependency of w is already applied in the replica.

Proof. If w is issued by the client associated with the replica, clearly the lemma holds.

If w is propagated as an update from another replica j to replica i , let w' be a write in the causal dependency of w . That is, $w' \rightarrow w$ and w writes on some register that stored by replica i . If w' is issued on replica i , then it is already applied at replica i by the algorithm. Suppose w' is issued on some replica k , and propagated as an update from k to i . Let T be the timestamp with w , and T' be the timestamp with w' . By Lemma 2, $T[e_{ki}] \geq T'[e_{ki}]$ when $k \neq j$, and $T[e_{ki}] > T'[e_{ki}]$ when $k = j$.

First consider the case $k \neq j$. When the update of w passes predicate \mathcal{J} , we have $T[e_{ki}] \leq \tau_i[e_{ki}]$ where τ_i is the timestamp of replica i . This implies $T'[e_{ki}] \leq T[e_{ki}] \leq \tau_i[e_{ki}]$. By Lemma 3, w' is already applied in the replica i .

Then consider the case $k = j$. When the update of w passes predicate \mathcal{J} , we have $T[e_{ki}] - 1 \leq \tau_i[e_{ki}]$ where τ_i is the timestamp of replica i . This also implies $T'[e_{ki}] \leq \tau_i[e_{ki}]$. By Lemma 3, w' is already applied in the replica i . \square

Theorem 4. *The registers in the replicas are causally consistent.*

Proof. Implied by Lemma 4. \square

C.2 Revised Algorithm Proof: Reducing the timestamp sizes

From Section 4, recall the definition of (i, j, k) -loop and timestamp graph G_i of replica i .

Definition 6 ((i, j, k) -loop). *Figure 2 illustrates the notation used here. Consider a simple loop $(i = a_0 = b_{s+1}, a_1, a_2, \dots, a_t, k = a_{t+1}, j = b_0, b_1, \dots, b_s, i = a_0 = b_{s+1})$ in graph G , $t \geq 0$, $s \geq 0$. Note that $i = a_0 = b_{s+1}$, $j = b_0$, and $k = a_{t+1}$. This loop is said to be an (i, j, k) -loop provided that (i) $X_{b_p b_{p+1}} - \bigcup_{\substack{1 \leq q \leq t+1 \\ b_p a_q \neq jk}} X_{b_p a_q} \neq \emptyset$, for $0 \leq p \leq s$, and (ii) $X_{jk} - \bigcup_{1 \leq q \leq t} X_{j a_q} \neq \emptyset$.*

Definition 7 (Timestamp graph). *Timestamp graph of replica i is $G_i = (V_i, E_i)$, where*

$$E_i = \{e_{ij} \mid e_{ij} \in E\} \cup \{e_{ji} \mid e_{ji} \in E\} \cup \{e_{jk} \mid \exists (i, j, k)\text{-loop in } G\},$$

$$V_i = \{u, v \mid e_{uv} \in E_i\}$$

We are going to prove by induction that it is sufficient for each replica i to have counters for edges in E_i instead of \tilde{E}_i in order to maintain causal consistency by our algorithm.

We define some more terminology for convenience.

- For vertex b_p , $0 \leq p \leq s$, let $A_p = \{a_q \mid (b_p, a_q) \in E\}$
- **Condition (1) for replica i :** $X_{jk} - \bigcup_{\substack{a_q \in A_0 \\ a_q \neq k}} X_{j a_q} = \emptyset$.
- **Condition (2) for replica i :** Condition (1) does not hold, and there exists p , $0 \leq p \leq s$, such that $X_{b_p b_{p+1}} - \bigcup_{\substack{a_q \in A_p \\ b_p a_q \neq jk}} X_{b_p a_q} = \emptyset$.

Observe that at most one of the above two conditions can hold at the same time (because, by above definition, for Condition (2) to hold, Condition (1) must not hold).

Recall from Section 4 that, in our algorithm, replica i 's timestamp includes an element corresponding to each edge in E_i . Then it follows that, if a loop ($i = a_0 = b_{s+1}, a_1, a_2, \dots, a_t, k = a_{t+1}, j = b_0, b_1, \dots, b_s, i = a_0 = b_{s+1}$) exists in G , and $e_{jk} \notin E_i$, then either Condition (1) or Condition (2) above must be true.

Lemma 5. *Suppose that $e_{jk} \notin E_i$.*

- *Recall that $j = b_0$. If Condition (1) holds, then for each register $w \in X_{jk}$, there exists a replica $c_0^w \in A_0 - \{k\}$ such that (i) $w \in X_{j c_0^w}$ and (ii) replica c_0^w 's timestamp includes an element corresponding to e_{jk} .*
- *If Condition (2) holds, let p be the smallest value for which $X_{b_p b_{p+1}} - \bigcup_{\substack{a_q \in A_p \\ b_p a_q \neq jk}} X_{b_p a_q} = \emptyset$. Then (i) the timestamp at b_p contains an element corresponding to e_{jk} , and (ii) for each register $w \in X_{b_p b_{p+1}}$, there exists a replica $c_p^w \in A_p - \{k\}$ for $p = 0$, and $c_p^w \in A_p$ for $p \geq 1$, such that (iii) $w \in X_{b_p c_p^w}$ and (iv) replica c_p^w 's timestamp includes an element corresponding to e_{jk} .*

Note that only one of Conditions (1) and (2) can hold true.

Proof. If Condition (1) holds, then $X_{jk} - \bigcup_{\substack{a_q \in A_0 \\ a_q \neq k}} X_{j a_q} = \emptyset$. For any $w \in X_{jk}$, there exists a non-empty set of replicas $A_0^w \subseteq A_0 - \{k\}$ such that $\forall a_q \in A_0^w, w \in X_{j a_q}$. We can show that the replica $a_q \in A_0^w$ with the largest subscript q will have a timestamp that includes an element corresponding to e_{jk} , namely $e_{jk} \in E_{a_q}$. The proof that $e_{jk} \in E_{a_q}$ is by contradiction. Consider loop $(a_q, a_{q+1}, \dots, k, j, a_q)$. If $e_{jk} \notin E_{a_q}$, Condition (1) for replica a_q must be true. However, this implies there exist $a_{q'}$ with $q' > q$ such that $w \in X_{j a_{q'}}$, which contradicts the fact that a_q has the largest subscript. Hence $e_{jk} \in E_{a_q}$ and we can choose $c_0^w = a_q$ (i.e., largest q corresponding to replica in A_0^w).

If Condition (2) holds, then Condition (1) does not hold, and there exists $p, 0 \leq p \leq s$, such that $X_{b_p b_{p+1}} - \bigcup_{\substack{a_q \in A_p \\ b_p a_q \neq jk}} X_{b_p a_q} = \emptyset$. Let p the smallest value for which $X_{b_p b_{p+1}} - \bigcup_{\substack{a_q \in A_p \\ b_p a_q \neq jk}} X_{b_p a_q} = \emptyset$.

If $p = 0$ (recall $b_0 = j$), for any $w \in X_{j b_1}$, there exists a non-empty set of replicas $A_0^w \subseteq A_0 - \{k\}$ such that $\forall a_q \in A_0^w, w \in X_{j a_q}$. We can show that the replica a_q with the largest subscript q will have a timestamp that includes an element corresponding to e_{jk} , namely $e_{jk} \in E_{a_q}$. Otherwise consider loop $(a_q, a_{q+1}, \dots, k, j, a_q)$. Notice that Condition (1) for replica a_q does not hold, otherwise it will imply that Condition (1) for replica i holds, contradicting the assumption. Since $e_{jk} \notin E_{a_q}$ and Condition (1) for replica a_q does not hold, Condition (2) for a_q must be true. However, this implies there exist $a_{q'}$ with $q' > q$ such that $w \in X_{j a_{q'}}$, which contradicts the fact that a_q has the largest subscript. Hence $e_{jk} \in E_{a_q}$ and we can choose $c_0^w = a_q$.

If $p > 0$, for any $w \in X_{b_p b_{p+1}}$, there exists a non-empty set of replicas $A_p^w \subseteq A_p$ such that $\forall a_q \in A_p^w, w \in X_{b_p a_q}$. We can show that the replica a_q with the largest subscript q will have a timestamp that includes an element corresponding to e_{jk} , namely $e_{jk} \in E_{a_q}$. Otherwise consider loop $(a_q, a_{q+1}, \dots, k, j, b_1, \dots, b_p, a_q)$. Since $e_{jk} \notin E_{a_q}$ and Condition (1) for replica a_q does not hold, Condition (2) for a_q must be true. There may be two cases for Condition (2) for a_q to

be true. In the first case, there exist $a_{q'}$ with $q' > q$ such that $w \in X_{b_p a_{q'}}$, which contradicts the fact that a_q has the largest subscript. In the second case, there exists $p' < p$, such that $X_{b_{p'} b_{p'+1}} - \bigcup_{\substack{a_q \in A_{p'} \\ b_{p'} a_q \neq jk}} X_{b_{p'} a_q} = \emptyset$. However, this contradicts the fact that b_p has the smallest subscript. Hence $e_{jk} \in E_{a_q}$ and we can choose $c_p^w = a_q$. \square

Proof of the algorithm:

To prove the causal consistency is achieved, we show that for every edge e_{jk} and an update u on that edge, any update u' applying at k such that $u \prec u'$ will be applied after u is applied, namely the causal ordering $u \prec u'$ can be ensured. We denote $e = e_{jk}$ in the following proof for brevity. If u' is also on e , it is trivially true because both j, k keep a counter for e . If u' is on another edge $e_{r_h k}$, there exists a simple path ($j = r_0, r_1, r_2, \dots, r_h, r_{h+1} = k$) starting from j and ending at k , that each replica r_i in the path issues an update u_i to the next replica r_{i+1} such that $u \prec u_0 \prec u_1 \prec \dots \prec u_h = u'$. We prove that the timestamp of u' has the correct value of counter for edge e where the value is \geq the number of updates on e after u is issued, and therefore u' will wait until u is applied by the algorithm.

We prove by induction on the length of the path. For the base case, consider a path (j, i, k) . By the definition of the timestamp graph, the timestamps of replica i, j, k all have a counter for edge e . By Lemma 4, the causal ordering of $u \prec u'$ can be maintained for the update chain on this path.

Suppose for simple path of length $\leq h$, algorithm guarantees that u is applied before u' is applied at the same replica when $u \prec u'$. Now consider the case where the simple path has length $h + 1$. We will prove that replica k will have the correct counter value for edge e . To prove that, we follow the path $(j, r_1, r_2, \dots, r_h, k)$ to see when a replica does not have counter for e in its timestamp. Recall that by the definition of timestamp graph, replica j 's timestamp must have a counter for e because it is a neighbor edge of j .

Then we consider the case when r_1 does not have a counter for e , that means either Condition (1) or Condition (2) for replica r_1 must be true.

First consider the case when Condition (1) for r_1 is true. Without loss of generality, suppose update u_0 is on register $w \in X_{jk}$. By Lemma 5, there exists a replica r_i where $2 \leq i \leq h$ such that u_0 is also on edge e_{jr_i} and replica r_i 's timestamp includes a counter for edge e . By induction assumption, we can ensure that update $u_{r_{i-1}}$ is applied at r_i after u_0 is applied at r_i , since the path (j, r_1, \dots, r_i) has length $\leq h$. Hence replica r_i 's timestamp will have the correct counter value for edge e because the timestamp attached with u_0 has a counter for e .

Consider the case when Condition (2) for r_1 is true. Without loss of generality, suppose update u_j is on register $w \in X_{jr_1}$. By Lemma 5, there exists a replica r_i where $2 \leq i \leq h$ such that u_j is also on edge e_{jr_i} and replica r_i 's timestamp includes a counter for edge e . Similarly, by induction assumption we can ensure that update $u_{r_{i-1}}$ is applied at r_i after u_j is applied at r_i , then replica r_i 's timestamp will have the correct counter value for edge e .

If the timestamps of r_1, \dots, r_{l-1} all have counter for e , but the timestamp of r_l does not, it must be the case that Condition (2) for r_l is true. Without loss of generality, suppose update u_{l-1} is on register $w \in X_{jr_z}$. By Lemma 5 and the fact that r_{l-1} 's timestamp has a counter for edge e , we know that there exists a replica r_z where $l + 1 \leq z \leq h + 1$ (recall $r_{h+1} = k$) such that u_{l-1} is also on edge $e_{r_{l-1}r_z}$ and replica r_z 's timestamp includes a counter for edge e . Then similarly

replica r_z 's timestamp will have the correct counter value for edge e .

By repeating the above argument on path (j, r_1, \dots, r_h, k) using induction, replica k will have the correct counter value. Then replica k can perform $u \rightarrow u'$ correctly, because the timestamp of u' has the correct counter value which indicates that u should be applied first.

D Compressing timestamps

The timestamp maintained by each replica i can be compressed by observing that the number of updates issued on each outgoing edge at j are not necessarily independent. In particular, for neighbors k, l of j in share graph, if $X_{jk} \cap X_{jl} \neq \emptyset$, then the number of updates issued on edges e_{jk} and e_{jl} both contain updates to the common registers in $X_{jk} \cap X_{jl}$.

We use this observation to compress the timestamp at replica i . Let O_j denote the set of outgoing edges of j that are in E_i . That is, $O_j = \{e_{jk} \mid e_{jk} \in E_i\}$. We identify the smallest subset of O_j , say I_j , such that the number of updates on all edges in $O_j - I_j$ can be computed as linear combinations of the updates on the edges in I_j .

Then, for each replica j , replica i only needs to store vector elements corresponding to the edges in I_j . To perform operations such as *merge* and *advance* in the algorithm, the vector elements corresponding to edges in $O_j - I_j$ for each j can be computed whenever needed.

In Figure 4, suppose that E_i contains replica 1's edges to replicas 2, 3, 4, 5. Suppose that the label on edge (j, k) represents $X_{jk} = X_j \cap X_k$. Then it is easy to see that, in this example, knowing the number of updates on any three outgoing edges of replica 1, we can compute the number of updates on the last outgoing edge.

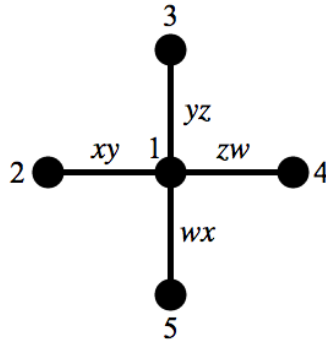


Figure 4: Illustration for timestamp compression

We can develop the above idea further to possibly reduce the size of each counter. Instead of counting the number of updates on all registers on each edge in set I_j , replica i can potentially count the number of updates on only a subset of registers on that edge, thus reducing the counter size. For example, if I_j contains three edges, which have registers x, xy, xyz respectively, replica i can simply count the number of updates on x, y and z separately, instead of counting the number of updates on x, xy and xyz .

E Proof of Theorem 2 for Full Replication

Proof.

Sufficiency: Omitted here for brevity. Sufficiency follows trivially from existing algorithms such as Lazy Replication [16].

Necessity: The proof is by contradiction. Suppose that $\sigma_0^i(m) < (m+1)^R$ for some replica i . Then replica i must use fewer than $(m+1)^R$ distinct timestamps. Recall that R is the number of replicas.

Recall the definition of *dependency graph* in Definition 4.

We say that the dependency graph of a causal past is *sparse*, (i) if the dependency graph of the updates in the causal past only has \leftrightarrow relationship between updates issued by the same replica, and (ii) has no \leftrightarrow dependencies between updates issued by different replicas.

Keep in mind the necessary condition under which a replica may apply an update u , namely that any update $u_1 \leftrightarrow u$ on an incoming neighbor edge must already be applied.

For each replica i , we consider a particular sequence of m updates. By “program order” at replica i , we refer to any prefix of this sequence (thus, the prefix contains between 0 and m updates). In this proof, we consider executions with the following property: each replica issues up to m updates in the program order, before receiving update messages from any of the other replicas. Given any two such executions, updates issued by a replica i in one of the executions is contained in the updates issued by replica i in the other execution. It should be easy to see that $(m+1)^R$ different possible causal pasts may occur at replica i in this set of executions (each possible causal past contains a different combination of number of updates issued by the R replicas, with number of updates from each replica being between 0 and m). Because each replica issues its updates before applying updates from other replicas, the dependency graph of each of the above causal pasts is *sparse* by construction.

Consider replica i whose timestamp size $\sigma_0^i(m) < (m+1)^R$, there exists at least two causal pasts S_1, S_2 from above set of $(m+1)^R$ causal pasts that are assigned the same timestamp T by replica i . By the construction of the executions, we know that $S_1|_k \subseteq S_2|_k$ or $S_2|_k \subseteq S_1|_k$ for any replica k . Now we consider two cases.

Case I: $S_1|_i \neq S_2|_i$

Without loss of generality, suppose $S_1|_i \subset S_2|_i$. Let U denote the set of updates that belong to $S_2|_i$ but not $S_1|_i$, namely $U = S_2|_i - S_1|_i$.

As illustrated in Figure 5, there exists an execution \mathcal{E}_1 , where replica j has causal past $S = S_1 \cup S_2 - U$ (with a sparse dependency graph), when receiving an update u from replica i , with timestamp T corresponding to causal past S_1 at replica i . (By assumption, u is an update on edge e_{ij} .) Such an execution can be obtained as follows. Replica i issues its updates in $S_1|_i$ in the program order before receiving any update messages from other replicas. Concurrently, each other replica k issues its updates in $(S_1 \cup S_2)|_k$ in program order before receiving any update messages. Note that $S_1|_k \subseteq S_2|_k$ or $S_2|_k \subseteq S_1|_k$ for any replica k , hence $(S_1 \cup S_2)|_k$ equals either $S_1|_k$ or $S_2|_k$.

The set of updates issued above (by all replicas combined) equals $S_1 \cup S_2 - U$ because the only

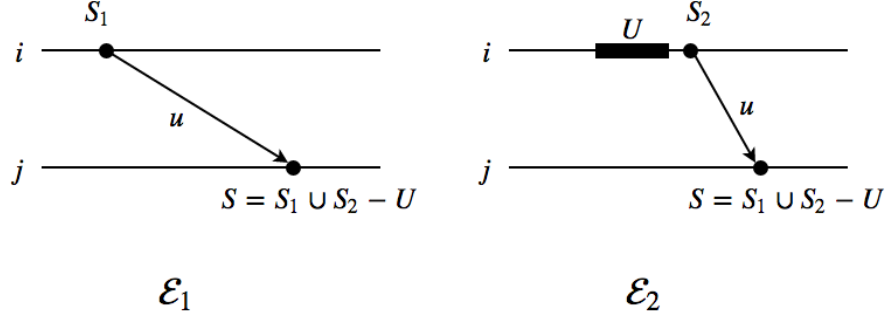


Figure 5: Illustration for Case I

updates in $S_1 \cup S_2$ that are not issued are those in U .

When all these updates have been applied at j , its causal past will equal $S = S_1 \cup S_2 - U$. Also, suppose that all updates in S_1 are delivered to i , and delivery of any other updates to i is delayed for a sufficiently long time (beyond the interval of interest in this proof). Once i has received and applied all the updates in S_1 , its causal past will be S_1 . Then, replica i issues update u to j . In the above execution, the dependency graphs corresponding to causal past S_1 at replica i is sparse. By our assumption about S_1, S_2 , replica i 's timestamp attached to update u will be T .

By a similar argument, there exists another execution \mathcal{E}_2 , where replica j also has causal past $S = S_1 \cup S_2 - U$ (with a sparse dependency graph), when receiving an update u from replica i with timestamp T corresponding to causal past S_2 . By a similar construction as the previous execution, we can ensure that replicas i and j simultaneously have causal pasts S_2 and $S = S_1 \cup S_2 - U$, respectively. Notice that we delay for an arbitrary interval all update messages sent by i to j corresponding to updates that are in $S_2|_i - S_1|_i = U$, because the communication is asynchronous and non-FIFO. Then replica i issues update u with timestamp T , corresponding to causal past S_2 (as per assumption about S_1, S_2 made previously). Because the channel is non-FIFO, we can assume that update u from i is delivered to j before the updates in U .

Observe that in both executions, j has identical causal pasts with identical dependency graphs. Also, in both executions, the timestamps of the update u are the same. Thus, on receipt of u , replica j cannot distinguish which execution it is in, and specifically, whether update u 's timestamp corresponds to causal past S_1 or S_2 at i . If replica j assumes that the causal past at i (when sending u) is S_1 but the actual causal past is S_2 , j may apply u before receiving updates in U , violating the *safety* condition for causal consistency. If replica j assumes that the causal past S_2 , it will wait for updates in U . However, the actual causal past of i may be S_1 , and replica i may never issue updates in U . Then replica j will never apply u , even if all dependencies of u have been applied, violating the *liveness* condition for causal consistency.

Case II: $S_1|_i = S_2|_i$, and $S_1|_j \neq S_2|_j$ for some $j \neq i$

Without loss of generality, suppose that $S_1|_j \subset S_2|_j$. Let U denote the set of updates that belong to $S_2|_j$ but not $S_1|_j$, namely $U = S_2|_j - S_1|_j$.

Here we consider two cases separately: $R = 2$ and $R > 2$. Recall that R is the number of replica.

As such, the argument below for $R = 2$ also applies for $R > 2$. However, we present a different argument for $R > 2$ to make it applicable to the case when channels may be FIFO, as discussed

later (we assume non-FIFO channels in much of this report).

(Case II.1) $R = 2$

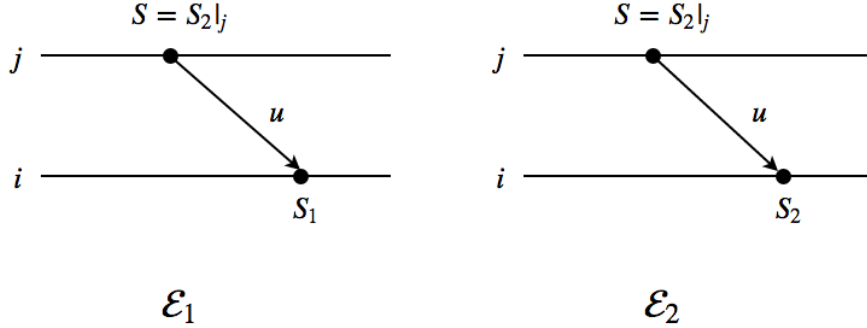


Figure 6: Illustration for Case II.1

As illustrated in Figure 6, there exists an execution \mathcal{E}_1 , where replica i has causal past S_1 with sparse dependency graph when receiving update u from j with causal past $S = S_2|_j$, and the updates in S follow the program order dependency. The local timestamp of replica i is T by assumption. Such an execution can be created similar to Case I. In this case, by assumption, u is an update on edge e_{ji} .

There exists another execution \mathcal{E}_2 , where replica i has causal past S_2 with sparse dependency graph when receiving update u from j also with causal past $S = S_2|_j$ whose updates follow the program order. The local timestamp of replica i is T by assumption.

The causal dependency graph for replica j 's state $S_1|_j$ is the same in both the executions. Thus, replica j will issue update u with the same timestamp. Also, the local timestamps at replica i are also identical in two executions. Then replica i cannot distinguish which execution it is in, or which causal past it has, S_1 or S_2 , when receiving update u . Note that each update in $U \leftrightarrow u$. If replica i assumes its causal past is S_1 , but the actual causal past of replica i is S_2 , it will wait for updates in U forever, violating liveness³. If replica i assumes its causal past is S_2 , but the actual causal past is S_1 , it may apply the update u before receiving all updates in U , violating safety property of causal consistency. Hence in both situations, causal consistency conditions are violated.

(Case II.2) $R > 2$

Let $k \neq i, j$.

As illustrated in Figure 7, there exists an execution \mathcal{E}_3 , where replica k has causal past $S = S_1 \cup S_2 - U$ (with a sparse dependency graph), when receiving an update u with timestamp T , corresponding to causal past S_1 at replica i . Such an execution can be obtained similarly as in Case I. Replica i issues its updates in $S_1|_i = S_2|_i$ in the program order before receiving any updates. Concurrently, replica j issues its updates in $S_1|_j$ in the program order before receiving any updates, and each other replica $p \neq i, j$ issues its updates in $(S_1 \cup S_2)|_p$ in the program order

³Even if we allow the algorithm to repeatedly send identical updates from one replica to another, when replica i receives all updates in U , it still cannot distinguish which causal past it has, since S_1 and S_2 are correspond to the same timestamp T . We can apply the above argument repeatedly, and replica i will never apply u even if all the dependencies of u are already applied.

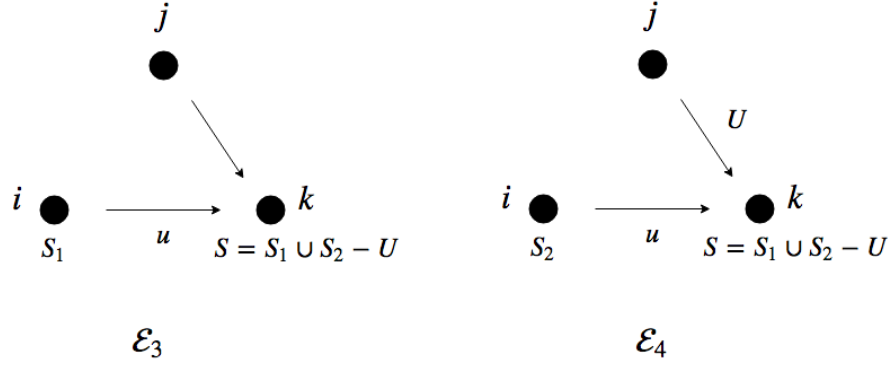


Figure 7: Illustration for Case II.2

before receiving any updates.

After all the above updates are applied at k , the causal past of k will be $S = S_1 \cup S_2 - U$ (recall that $S_1|_i = S_2|_i$), and the dependency graph of S is sparse. Similarly, we can deliver to i all updates in S_1 and delay the rest. After all updates in S_1 are applied at i , the causal past of i will be S_1 , and the dependency graph of S_1 is sparse. Then replica i issues update u to replica k . The timestamp of u will be T as per our assumption.

By a similar argument, there exists another execution \mathcal{E}_4 , where replica k has causal past $S = S_1 \cup S_2 - U$ (with a sparse dependency graph), when receiving an update u with timestamp T , corresponding to causal past S_2 at replica i . \mathcal{E}_4 can be obtained by a similar construction as the previous execution, and the fact that we can delay delivery of update messages sent by j to k for updates in $S_2|_j - S_1|_j = U$.

In both executions, the timestamps of the update u is T . Also, process k 's causal past in both executions has the same dependency graph. Thus, replica k cannot distinguish which execution it is in, and whether update u 's timestamp corresponds to causal past S_1 or S_2 at i . If replica k assumes the causal past at i (when sending u) is S_1 but the actual causal past is S_2 , replica k may apply u before receiving updates in U from replica j , violating *safety* condition for causal consistency. If replica k assumes that the causal past S_2 , it will wait for updates in U . However, the actual causal past of i may be S_1 , and replica j may never issue updates in U . Then replica k will never apply u , even if all dependencies of u have been applied, violating *liveness* condition for causal consistency. □

F Proof of Theorem 3 for Partial Replication

We will use the following terminology often:

- *Propagating* causal past: Replica i is said to propagate causal past S to replica j if replica i send an update message to replica j with the causal past of replica i being S .
- Set difference $A - B$ is defined as $A - B = \{ a \mid a \in A, a \notin B \}$.

- *Growing the causal past:* We say that, after a certain step, the causal past of a replica grows by S , provided that the causal past of the replica after that step is the union of S with its causal past before the said step is performed.

Proof of Theorem 3

Proof. The proof is by contradiction. Suppose that there exists replica i , such that $\sigma_1^i(m) < \chi(H_i)$. Then there exist two causal pasts of replica i , say S_1 and S_2 , that correspond to adjacent vertices in the conflict graph such that both are assigned the same timestamp. By Definition 9, S_1 and S_2 satisfy $\forall e \in G, |S_1|_e| \geq 1$ and $|S_2|_e| \geq 1$.

Additionally, S_1 and S_2 satisfy at least one of Conditions 1, 2 and 3 in Definition 9. We consider each condition separately.

Case 1: Condition 1 holds: Thus, there exists $e_{ij} \in G$ such that $S_1|_{e_{ij}} \subset S_2|_{e_{ij}}$.

Let $U_1 = S_2|_{e_{ij}} - S_1|_{e_{ij}}$. U_1 is non-empty because $S_1|_{e_{ij}} \subset S_2|_{e_{ij}}$. U_1 contains updates issued by replica i that are on edge e_{ij} in S_2 but not in S_1 (i.e., the updates correspond to registers in $X_i \cap X_j$).

Now we construct two different executions, \mathcal{E}_1 and \mathcal{E}_2 , with the following properties: After execution \mathcal{E}_1 , replica i will have causal past S_1 , and after execution \mathcal{E}_2 , replica i will have causal past S_2 . After both executions, replica j will have an identical causal past, which we will name S^* . We will then extend both executions by issuing an update at replica i , and derive a contradiction.

Recall from Definition 3 that a causal past can be represented as a set of updates – in particular, the happened-before relation is not explicitly included in the causal past.

In order to create the desired executions, we will use a *propagation* procedure that specifies the order of operations performed at various replicas. This propagation procedure is presented below. The procedure takes as input a rooted spanning tree $Tree$, identifier a of a replica in the spanning tree, and a causal past S that is feasible at the specified replica a .

In the propagation algorithm, $\pi(b)$ denotes the parent of b in the rooted tree $Tree$.

Procedure Propagation ($Tree, a, S$)

if a has at least one child in $Tree$ **then**

foreach child c of a in $Tree$ chosen in a predefined order **do**
 | Propagation($Tree, c, S$)

end

else

Replica a issues all the updates in $S|_a$ in a sequential order such that (i) the updates in $S|_a - S|_{e_{a\pi(a)}}$ are all issued before any update in $S|_{e_{a\pi(a)}}$ is issued, (ii) update messages sent to replicas that are *not ancestors* (including descendents) of a in $Tree$ are not delivered until a later time (the proof will elsewhere specify when these “held back” update messages are delivered).

For each ancestor i of a , wait until all updates in $S|_{e_{ai}}$ are applied at i . (Note that updates in $S|_{e_{ai}}$ will be eventually applied at i . This is true because the dependencies of these updates are either updates issued by a or by replicas in the subtree rooted at a in $Tree$. Such updates have been propagated and performed at i already.)

end

A simple example of the spanning tree constructed in the procedure *Propagation* is illustrated in Figure 8b, which is based on share graph in Figure 8a. The directed edges in Figure 8b represents child-father relation in the spanning tree. The blue dotted edges connect neighbors in the share graph such that one replica is an ancestor of another in the spanning tree. The brown dotted edges connect the rest of the neighbors in the share graph. The procedure *Propagation* essentially let the replicas issue their updates in the post-order of their positions in the spanning tree, and the updates will forward along the spanning tree until reaching the root. In this example the order of replica issuing updates is b, f, c, a, d, e, j, i . Notice that we let the updates to ancestors to be applied, but delay those are not. For example, updates from f to a are applied, whereas updates from f to j are delayed.

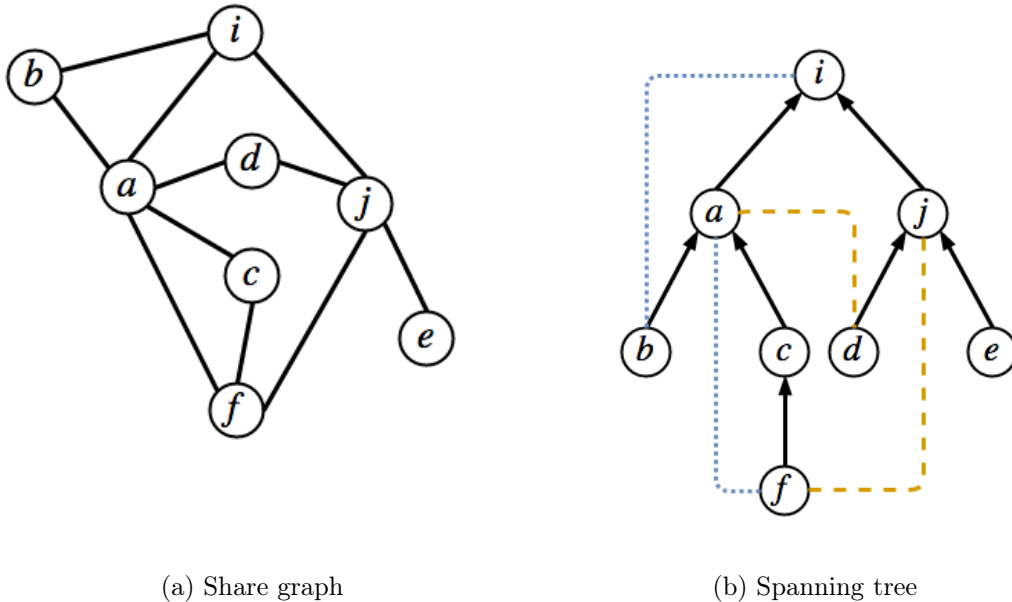


Figure 8: Illustration for Propagation

⁴These updates include ones to replicas that are not ancestors of v in the spanning tree $Tree$, and ones to replicas that are not in $Tree$.

The following claim is easy to prove, due to the manner in which the updates are performed during the Propagation procedure.

Claim 1. *Consider replica b in the subtree of $Tree$ rooted at a . Then after $Propagation(Tree, a, S)$, the causal past at replica b grows by $\bigcup_{c \in subtree_b} S|_c$ where $subtree_b$ is the subtree rooted at b in $Tree$.*

The procedure $CreateExecution$ described next uses procedure $Propagation$ above. Note that the procedure takes edge e_{ij} as input.

Procedure $CreateExecution(S_f, S_l, e_{ij})$

- Recall that we assume that graph G is connected.⁴ Then there exists a spanning tree SP that is rooted at replica i , such that j is a child of i in the spanning tree, and all the descendants of j in the tree only have a path to i via j (namely no descendent of j is a direct neighbor of i).

Such a spanning tree necessarily exists because G is connected, and i and j are neighbors in the share graph. The following steps are performed starting from the initial states at all the replicas.

- Replica i issues updates in $S_f|_{e_{ij}}$: The corresponding update messages are delivered to replica j , and j applies these updates. However, the update messages corresponding to these updates are not delivered to any other replica until the end of the (finite) duration of interest in this proof.
- Perform procedure $Propagation(SP, i, S_f - S_f|_{e_{ij}})$

After the above steps, the causal past at i is S_f , the causal past at j is $S_f|_{e_{ij}} \cup \left(\bigcup_{b \in subtree_j} S_f|_b \right)$, and that at any other replica k is $\bigcup_{b \in subtree_k} S_f|_b$.

- Let S be a set of updates containing at least one update on each edge of the spanning tree SP .

For each child c of i in SP , perform procedure $Propagation(subtree_c, c, (S_l - S_f) \cup S)$. Observe that, in this step, i does not issue any updates, nor apply any updates.

After the above steps, the causal past at i remains S_f , the causal past at j is

$S_f|_{e_{ij}} \cup \left(\bigcup_{b \in subtree_j} (S_f \cup S_l \cup S)|_b \right)$, and that at any other replica k in the spanning tree is $\bigcup_{b \in subtree_k} (S_f \cup S_l \cup S)|_b$.

- During the instantiations of the $Propagation$ procedure above, updates sent by neighbor k of replica j , such that $k \neq i$ and k is not a descendent of j in SP , are “held back” (i.e., delayed in the communication channels). We now allow all of those updates to be delivered to j . Observation 1 ensures that these updates can be applied once j has received all the update messages. After these updates have been applied, each neighbor $k \neq i$ of j in G (e_{kj} is not necessarily an edge in the spanning tree) issues an additional update u_k on edge e_{kj} that is subsequently applied at j . u_k can be applied, since all dependencies on the incoming neighbor edges of j have been applied. These u_k updates are held back on all other edges

⁴Partitioned G can be handled similarly without affecting the results.

on which they may be propagated. The u_k updates are meant to ensure that j will have in its causal past above all the updates from j 's neighbors that are also in i 's causal past (S_f).

After this step, the causal past at j is

$$S_f|_{e_{ij}} \cup \left(\bigcup_{b \in \text{subtree}_j} (S_f \cup S_l \cup S)|_b \right) \cup \left(\bigcup_{\substack{e_{kj} \in G, k \neq i \\ b \in \text{subtree}_k}} (S_f \cup S_l \cup S)|_b \right) \cup \left(\bigcup_{e_{kj} \in G, k \neq i} u_k \right) \quad (1)$$

Create executions \mathcal{E}_1 and \mathcal{E}_2

We create executions \mathcal{E}_1 and \mathcal{E}_2 such that at the end of these executions the causal pasts of i are S_1 and S_2 , respectively, and the causal past at j is identical in both cases.

- Execution \mathcal{E}_1 is created by performing $CreateExecution(S_1, S_2, e_{ij})$, i.e., $S_f = S_1$ and $S_l = S_2$. At the end of execution \mathcal{E}_1 , the causal past at i is S_1 , and by (1), the causal past at j is

$$S^* = S_1|_{e_{ij}} \cup \left(\bigcup_{b \in \text{subtree}_j} (S_1 \cup S_2 \cup S)|_b \right) \cup \left(\bigcup_{\substack{e_{kj} \in G, k \neq i \\ b \in \text{subtree}_k}} (S_1 \cup S_2 \cup S)|_b \right) \cup \left(\bigcup_{e_{kj} \in G, k \neq i} u_k \right).$$

- Recall that $U_1 = S_2|_{e_{ij}} - S_1|_{e_{ij}}$. Execution \mathcal{E}_2 is created by first performing $CreateExecution(S_2 - U_1, S_1, e_{ij})$, followed by i issuing updates in U_1 , but with the delivery of the update message corresponding to U_1 being delayed at j .

After performing $CreateExecution(S_2 - U_1, S_1, e_{ij})$, the causal past at i is $S_2 - U_1$, and by (1), the causal past at j is

$$(S_2 - U_1)|_{e_{ij}} \cup \left(\bigcup_{b \in \text{subtree}_j} ((S_2 - U_1) \cup S_1 \cup S)|_b \right) \cup \left(\bigcup_{\substack{e_{kj} \in G, k \neq i \\ b \in \text{subtree}_k}} ((S_2 - U_1) \cup S_1 \cup S)|_b \right) \cup \left(\bigcup_{e_{kj} \in G, k \neq i} u_k \right).$$

Observe that S_2 and $S_2 - U_1$ only differ over outgoing edges at replica i , and by definition of U_1 , we have $(S_2 - U_1)|_{e_{ij}} = S_1|_{e_{ij}}$. Therefore, the causal past at j after $CreateExecution(S_2 - U_1, S_1, e_{ij})$ is also

$$S^* = S_1|_{e_{ij}} \cup \left(\bigcup_{b \in \text{subtree}_j} (S_1 \cup S_2 \cup S)|_b \right) \cup \left(\bigcup_{\substack{e_{kj} \in G, k \neq i \\ b \in \text{subtree}_k}} (S_1 \cup S_2 \cup S)|_b \right) \cup \left(\bigcup_{e_{kj} \in G, k \neq i} u_k \right).$$

This is identical to the causal past at j after execution \mathcal{E}_1 . In \mathcal{E}_2 , after $CreateExecution(S_2 - U_1, S_1, e_{ij})$, replica i performs updates U_1 on e_{ij} , but the update messages are not delivered to process j until a later time. Then, after execution \mathcal{E}_2 , the causal past of i will be S_2 and the causal past at j remains same as that shown above.

By Constraint 1, the local timestamps of replica j only depends on its causal past, and thus, at the end of both executions above, j has the same timestamp. In other words, replica j cannot determine whether the execution is \mathcal{E}_1 or \mathcal{E}_2 . Also, by assumption, replica i assigns the same timestamps for causal pasts S_1 and S_2 , thus, replica i also has the same timestamp at the end of the two executions.

Now we extend both the executions by replica i issuing an update u^* on edge e_{ij} . Update message for update u^* is delivered to replica j – note that the update messages for updates in U_1

in execution \mathcal{E}_2 have not been delivered. This is feasible because the communication channel is not FIFO.

Deriving contradiction

When update u^* is received by replica j from replica i , replica j must decide whether it is appropriate to apply this update. From replica j 's perspective, the two executions are indistinguishable at the time it receives update u^* .

- On receipt of u^* , if replica j assumes that it is in execution \mathcal{E}_1 but the actual execution is \mathcal{E}_2 , then replica j may apply u^* before receiving update messages in U_1 , which will violate causal consistency.
- On receipt of u^* , if replica j assumes that it is in execution \mathcal{E}_2 , it will wait to receive the delayed update message (corresponding to U_1). However, if the actual execution is \mathcal{E}_1 , then replica j will wait forever for these messages (which were not sent by i). Then replica j will never apply update u^* , even if all the dependencies of u^* have been applied, which violates the liveness requirement for causal consistency.

The above contradictions show that replica i must assign different timestamps for causal pasts S_1 and S_2 .

Case 2: Condition 2 holds: Thus, there exists $e_{ji} \in G$ such that $S_1|_{e_{ji}} \subset S_2|_{e_{ji}}$.

Let $U_2 = S_2|_{e_{ji}} - S_1|_{e_{ji}}$. U_2 is non-empty because $S_1|_{e_{ji}} \subset S_2|_{e_{ji}}$.

Create executions \mathcal{E}_3 and \mathcal{E}_4

We now define two executions similar to Case 1 above, using the spanning tree SP and $subtree_j$ defined previously in *CreateExecution*.

- Execution \mathcal{E}_3 : To construct execution \mathcal{E}_3 , first $Propagation(SP, i, S_1)$ is performed. After this procedure, the causal past at i is S_1 , and the causal past at j is $\bigcup_{b \in subtree_j} S_1|_b$.
Next, procedure $Propagation(subtree_j, j, (S_2 - S_1) \cup S)$ is performed. Note that updates in U_2 are issued by j but not delivered to i in the above procedure. After this procedure, the causal past at i remains S_1 , and the causal past at j is $\bigcup_{b \in subtree_j} (S_1 \cup S_2 \cup S)|_b$.
- Execution \mathcal{E}_4 : To construct execution \mathcal{E}_4 , first $Propagation(SP, i, S_2)$ is performed. After this procedure, the causal past at i is S_2 , and the causal past at j is $\bigcup_{b \in subtree_j} S_2|_b$.
Next, procedure $Propagation(subtree_j, j, (S_1 - S_2) \cup S)$ is performed. After this procedure, the causal past at i remains S_2 , and the causal past at j is $\bigcup_{b \in subtree_j} (S_1 \cup S_2 \cup S)|_b$.

By Constraint 1, the local timestamps of replica j only depends on its causal past, and thus, at the end of both executions above, j has the same timestamp. In other words, replica j cannot determine whether the execution is \mathcal{E}_3 or \mathcal{E}_4 . Also, by assumption, replica i assigns the same timestamps for causal pasts S_1 and S_2 , thus, replica i also has the same timestamp at the end of the two executions.

Now we extend both the executions by replica j issuing an update u^* on edge e_{ji} . Update message for update u^* is delivered to replica i – note that the update messages for updates in U_2

issued by replica j in execution \mathcal{E}_3 have not been delivered at replica i yet. This is feasible because the communication channel is not FIFO.

Deriving contradiction

When update u^* is received by replica i from replica j , replica i must decide whether it is appropriate to apply this update. From replica i 's perspective, the two executions are indistinguishable at the time it receives update u^* .

- On receipt of u^* , if replica i assumes that it is in execution \mathcal{E}_4 but the actual execution is \mathcal{E}_3 , then replica i may apply u^* before receiving update messages for U_2 , which will violate causal consistency.
- On receipt of u^* , if replica i assumes that it is in execution \mathcal{E}_3 , it will wait to receive the delayed update message (corresponding to U_2). However, if the actual execution is \mathcal{E}_4 , then replica i will wait forever for these messages (which have been previously applied by i already). Then replica i will never apply update u^* , even if all the dependencies of u^* have been applied, which violates the liveness requirement for causal consistency.

The above contradictions show that replica i must assign different timestamps for causal pasts S_1 and S_2 .

Case 3: Condition 3 holds: Then there exists $e_{jk} \in G$ and a simple loop $(i, a_1, \dots, a_t, k, j, b_1, \dots, b_s, i) \in G$ such that

$$(3.1) \quad S_1|_{e_{jk}} \subset S_2|_{e_{jk}}, \text{ and}$$

$$(3.2) \quad S_1|_{e_{b_p a_q}} = S_2|_{e_{b_p a_q}} \text{ for } e_{b_p a_q} \in \mathbf{H} - \{e_{jk}\}, \text{ and}$$

$$(3.3) \quad S_1|_{e_{b_p b_{p+1}}} - \bigcup_{1 \leq q \leq t+1} S_1|_{e_{b_p a_q}} \neq \emptyset \text{ for } 0 \leq p \leq s, \text{ and}$$

$$(3.4) \quad S_2|_{e_{b_p b_{p+1}}} - \bigcup_{1 \leq q \leq t+1} S_2|_{e_{b_p a_q}} \neq \emptyset \text{ for } 0 \leq p \leq s, \text{ and}$$

$$(3.5) \quad (S_2|_{e_{jk}} - S_1|_{e_{jk}}) \cap (\bigcup_{1 \leq q \leq t} S_2|_{e_{j a_q}}) = \emptyset.$$

Recall that $i = a_0 = b_{s+1}$, $k = a_{t+1}$, and $j = b_0$. Note that when $t = 0$, edge (i, k) is in the loop, and when $s = 0$ edge (i, j) is in the loop.

Let $U_3 = S_2|_{e_{jk}} - S_1|_{e_{jk}}$.

The proof in this case is analogous to the proof of Case 1. Condition (3.2) is key to this proof. In particular, Condition (3.2) makes it possible to ensure that the updates in U_3 appear in the causal past of replica i without them being in the causal past replicas a_q , $1 \leq q \leq t + 1$. We will construct two executions \mathcal{E}_5 and \mathcal{E}_6 below. These executions will satisfy the following two properties:

- The causal past of replica i at the end of these executions is S_1 and S_2 , respectively.
- The causal past of replica a_q , $1 \leq q \leq t + 1$, is identical after both executions, and, in particular, the causal past does not include U_3 .

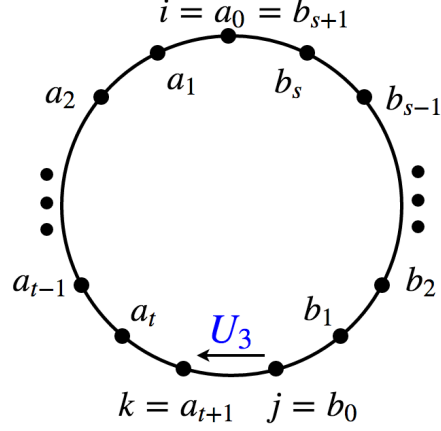


Figure 9: Illustration for Case 3

The two executions will then be used to arrive at a contradiction, similar to Case 1.

In graph G , there exists a directed spanning tree T rooted at i such that the paths $i = a_0, a_1, \dots, a_{t+1} = k$, and $i = b_{s+1}, b_s, \dots, b_1, b_0 = j$ belong to this spanning tree.

Recall that

$$\mathbf{H} = \{e_{b_p a_q} \mid 0 \leq p \leq s+1, 1 \leq q \leq t+1\}$$

We will show how to build executions \mathcal{E}_5 and \mathcal{E}_6 below. Since the steps in building the two executions are quite similar, we will present the two executions together.

1. **Step 1 for \mathcal{E}_5 and \mathcal{E}_6 :** In step 1, each replica b_p , $0 \leq p \leq s+1$, issues updates in $S_1|_{e_{b_p a_q}}$ for $e_{b_p a_q} \in \mathbf{H}$. From condition (3.2), we know that for each edge $e_{b_p a_q} \in \mathbf{H} - \{e_{jk}\}$, $S_1|_{e_{b_p a_q}} = S_2|_{e_{b_p a_q}}$. It is assumed that in both executions \mathcal{E}_5 and \mathcal{E}_6 these updates are applied at replicas in $a_1, a_2, \dots, a_{t+1} = k$ in an identical order. Thus, each replica has an identical causal past at this point in both \mathcal{E}_5 and \mathcal{E}_6 . In particular, replica b_p , $1 \leq p \leq s+1$, has causal past equal to $\cup_{1 \leq q \leq t+1} S_1|_{e_{b_p a_q}} = \cup_{1 \leq q \leq t+1} S_2|_{e_{b_p a_q}}$. The causal past for $j = b_0$ equals $\cup_{1 \leq q \leq t+1} S_1|_{e_{b_0 a_q}} = \cup_{1 \leq q \leq t+1} S_2|_{e_{b_0 a_q}} - U_3$.

Step 1.1 for \mathcal{E}_6 : Replica j issues updates in U_3 , however, the corresponding update messages are not yet delivered to the recipient replicas (including k). By condition (3.5), the updates in U_3 are not on any edge $e_{j a_q}$ for $1 \leq q \leq t$, hence the causal past for a_1, a_2, \dots, a_{t+1} remains unchanged after this step. Step 1.1 only grows the causal past of j in \mathcal{E}_6 by U_3 to become $\cup_{1 \leq q \leq t+1} S_2|_{e_{b_p a_q}}$. The causal pasts of other replicas remain unchanged.

2. **Step 2:** Recall that, by condition (3.3), $S_1|_{b_p b_{p+1}} - \cup_{1 \leq q \leq t+1} S_1|_{b_p a_q} \neq \emptyset$ for $0 \leq p \leq s$. Hence, in execution \mathcal{E}_5 , there exists at least one more update in causal history S_1 on each edge on the path $j, b_1, b_2, \dots, b_s, i$ in tree T that has not been issued in the above step. Similar property holds for S_2 in execution \mathcal{E}_6 . These properties are necessary for the desired outcome below from performing *Propagation* procedure. (Recall that tree T is defined in the earlier discussion of Case 3.)

Step 2 for Execution \mathcal{E}_5 : Procedure $Propagation(T, i, S_1 - \bigcup_{e_{b_p a_q} \in \mathbf{H}} S_1|_{e_{b_p a_q}})$ is performed. After the *Propagation* step, causal past at replica i will be S_1 .

Step 2 for Execution \mathcal{E}_6 : Procedure $Propagation(T, i, S_2 - \bigcup_{e_{b_p a_q} \in \mathbf{H}} S_2|_{e_{b_p a_q}})$ is performed. After the *Propagation* step, causal past at replica i will be S_2 .

3. **Step 3:** Let S be a set of updates that includes at least one update on each edge from a child node to a parent node in the spanning tree T , with the constraint that any update on edge $e_{b_p b_{p+1}}$ occurs on a register in $X_{b_p b_{p+1}} - \bigcup_{e_{b_p a_q} \in \mathbf{H}} X_{b_p a_q}$ for $0 \leq p \leq s$. Conditions (3.3) and (3.4) imply that such registers necessarily exist. The intent here is to prevent the future updates (below) at replicas b_0, b_1, \dots, b_s from affecting the causal pasts at a_1, a_2, \dots, a_{t+1} .

Step 3 for Execution \mathcal{E}_5 : For each child c of i in tree T , perform procedure $Propagation(subtree_c, c, (S_2 - S_1) \cup S)$, where $subtree_c$ is the sub-tree of T rooted at c . In this step, i does not issue any updates, nor perform any updates.

Step 3 for Execution \mathcal{E}_6 : For each child c of i in tree T , perform procedure $Propagation(subtree_c, c, (S_1 - S_2) \cup S)$. In this step, i does not issue any updates, nor perform any updates.

Recall from condition (3.2) that $(S_1 - S_2)|_{e_{b_p a_q}} = \emptyset = (S_2 - S_1)|_{e_{b_p a_q}}$ for $b_p a_q \in \mathbf{H} - \{e_{jk}\}$. That is, in this step, replicas b_p do not issue updates on the edges in $\mathbf{H} - \{e_{jk}\}$. This guarantees that information about the number of updates performed on edge e_{jk} in this step will not leak to replicas a_1, \dots, a_{t+1} in subsequent steps.

After step 3, the causal past at i remains unchanged (i.e., S_1 in Execution \mathcal{E}_5 , and S_2 in \mathcal{E}_6). In both executions, the causal past at replica $d \in V - \{a_0 = i, a_1, \dots, a_t, a_{t+1} = k\}$ is identical, specifically,

$$\bigcup_{p \in subtree_d} (S_1 \cup S_2 \cup S)|_p$$

Similarly, it should be easy to see that the causal past at a_q , $1 \leq q \leq t+1$ is also identical in both the executions after step 3. To ensure this outcome, it is important that in Step 1 of both executions, the updates are issued by each b_p , $0 \leq p \leq s+1$, in identical order.

4. **Step 4 for \mathcal{E}_5 and \mathcal{E}_6 :** The goal in Step 4 is to ensure that the causal past of replica $a_q \in \{a_1, \dots, a_t, a_{t+1} = k\}$ includes in its causal past all the updates in $S_1 \cup S_2 - U_3$ that modify the registers stored at a_q . Except for the update messages corresponding to U_3 on edge e_{jk} , any pending updates (from *Propagation* procedures above) from neighbors of a_q ($1 \leq q \leq t+1$) are delivered to a_q .

From prior steps, observe that the updates in U_3 are only in the causal pasts of replicas $b_0 = j, b_1, \dots, b_s$ in both executions, and also in the causal past of i in execution \mathcal{E}_6 . Note that there are no pending updates on edges in $\mathbf{H} - \{e_{jk}\}$, since we applied the updates on edges in $\mathbf{H} - \{e_{jk}\}$ in Step 1 of both executions, and no further updates on those edges are issued in step 3. Thus, U_3 is not in the causal history of any pending updates delivered in Step 4 above. This, together with Observation 1 implies that these newly delivered updates can be applied at a_q after all of these update messages have been delivered to a_q .

The set of above updates applied at a_q is identical in both executions, however, their causal pasts may differ in the two executions. It is because in execution \mathcal{E}_5 updates in S_1 are issued first and then those in $(S_2 - S_1) \cup S$, but in execution \mathcal{E}_6 updates in S_2 are issued first and then those in $(S_1 - S_2) \cup S$. The different order of how updates are issued may result in different causal past of the set of above updates delivered to a_q . To equalize the causal pasts at replicas a_q , $1 \leq q \leq t + 1$, we let each neighbor of a_q except $b_0 = j, b_1, \dots, b_s, b_{s+1} = i$, issue one more update on the edge to a_q , and this update is then applied at a_q . Each above update carries the same causal past in both executions, since the causal past at the neighbors where the update is issued are identical at the time when issuing the update. Then the causal pasts at a_q are equalized. After these steps, causal past at replica a_q , $1 \leq q \leq t + 1$ is identical in both executions. Since, in this step, no additional update on $e_{b_p a_q} \in \mathbf{H}$ is applied at a_q , $1 \leq q \leq t + 1$, the causal past at replicas $a_1, a_2, \dots, a_{t+1} = k$ does not contain U_3 after both executions above.

5. **Step 5 for \mathcal{E}_5 and \mathcal{E}_6 :** Both executions in Step 5 issue a chain of updates (u_0, u_1, \dots, u_t) along the path $(i, a_1, a_2, \dots, a_t, k)$. Specifically, replica $i = a_0$ issues update u_0 on edge e_{ia_1} , a_1 issues u_1 on edge $e_{a_1 a_2}$, \dots , a_t issues update u_t on edge $e_{a_t k}$. Observe that in \mathcal{E}_6 , u_t depends on updates in U_3 , which means u_t should be applied only after updates in U_3 are applied at replica k .

We now argue that in both executions \mathcal{E}_5 and \mathcal{E}_6 , an identical timestamp is attached to the update message for u_t sent by a_t (i.e., the timestamp for the causal past of a_t when performing update u_t is identical in both executions).

By Assumption 1, the timestamp of a replica only depends on its causal past. Hence the local timestamps at a_q for $1 \leq q \leq t + 1$ are identical after Step 4 of \mathcal{E}_5 and \mathcal{E}_6 both. In step 5, when replica i issues update u_0 , the timestamp of u_0 is T in both executions, since both causal pasts S_1, S_2 correspond to timestamp T . Recall that, the dependencies of u_0 are already applied at a_1 by Step 4 of both executions, hence u_0 can be applied at a_1 . As we mentioned previously, the timestamp at a_1 are identical when receiving u_0 in both executions, thus, the timestamp of a_1 after applying u_1 will also be identical in both executions. Therefore, a_1 will issue the update u_1 with the same timestamp in both executions. By simple induction along a_1, a_2, \dots, a_t , we know that a_t will issue the update u_t with the same timestamp in both executions. Recall that the causal past, and thus the local timestamp at replica k , is also identical in both executions.

We can now derive a contradiction. On receiving u_t , replica k cannot distinguish which execution it is in, \mathcal{E}_5 or \mathcal{E}_6 , since the timestamp attached with u_t and its local timestamp are identical in both executions. If replica k assumes it is in execution \mathcal{E}_6 (i.e., the causal past of u_t contains U_3), it will wait for update messages for U_3 from replica j . However, the actual execution may be \mathcal{E}_5 , and updates in U_3 may never be issued. Then replica k will never apply u_t even if the updates in the causal past of u_t have already been applied, violating the progress property of the causal consistency. If replica k assumes it is in execution \mathcal{E}_5 (i.e., the causal past of u_t does not contain U_3). However, the actual execution may be \mathcal{E}_6 , and replica k may apply u_t before receiving updates in U_3 from replica j , violating safety condition of causal consistency. Hence, in both situations, causal consistency is violated.

Therefore causal consistency can be maintained only if $\sigma_1^i(m) \geq \chi(H_i)$ for $\forall i$. □

G Definition of New Conflict Graph

Definition 15 (New conflict graph $H_i^!$). *In the new conflict graph $H_i^!$ for replica i there is a vertex corresponding to each possible causal past at replica i . For two possible causal pasts of replica i , say S_1 and S_2 , we add edge (S_1, S_2) to the new conflict graph $H_i^!$ if the following conditions hold:*

- $\forall e \in G, S_1|_e \neq \emptyset \neq S_2|_e$, and
- *At least one of the following three conditions is also true:*
 1. $\exists e_{ij} \in G$, such that $S_1|_{e_{ij}} \subset S_2|_{e_{ij}}$
 2. $\exists e_{ji} \in G$, such that $S_1|_{e_{ji}} \subset S_2|_{e_{ji}}$
 3. \exists an (i, j, k) -loop
 $(i = a_0 = b_{s+1}, a_1, \dots, a_t, k = a_{t+1}, j = b_0, b_1, \dots, b_s, i) \in G$ such that
 - (3.1) $S_1|_{e_{jk}} \subset S_2|_{e_{jk}}$, and
 - (3.2) $S_1|_{e_{b_p a_q}} = S_2|_{e_{b_p a_q}}$
for $e_{b_p a_q} \in \mathbf{H} - \{e_{b_0 a_{t+1}}\}$, and
 - (3.3) $S_1|_{e_{b_p b_{p+1}}} - \bigcup_{\substack{1 \leq q \leq t+1 \\ b_p a_q \neq jk}} S_1|_{e_{b_p a_q}} \neq \emptyset$
for $0 \leq p \leq s$, and
 - (3.4) $S_2|_{e_{b_p b_{p+1}}} - \bigcup_{\substack{1 \leq q \leq t+1 \\ b_p a_q \neq jk}} S_2|_{e_{b_p a_q}} \neq \emptyset$
for $0 \leq p \leq s$, and
 - (3.5) $(S_2 - S_1)|_{e_{jk}} \cap (\bigcup_{1 \leq q \leq t} S_2|_{e_{j a_q}}) = \emptyset$.
 - (3.6) if $S_1|_{e_{j b_1}} - \bigcup_{1 \leq q \leq t+1} S_1|_{e_{j a_q}} = \emptyset$ or
 $S_2|_{e_{j b_1}} - \bigcup_{1 \leq q \leq t+1} S_2|_{e_{j a_q}} = \emptyset$, then
 $S_1|_{e_{lj}} = S_2|_{e_{lj}}$ for all $e_{lj} \in G$.

Interpretation of the conditions:

Condition 1: Causal past S_2 contains all the updates in S_1 on edge e_{ij} , and at least one update that is not in S_1 on edge e_{ij} .

Conditions 2 and 3.1 are similar to Condition 1.

Condition 3.2: This condition does not apply when $e_{b_p a_q} = e_{b_0 a_{t+1}}$, i.e., e_{jk} . S_1 and S_2 include identical set of updates on all other $e_{b_p a_q}$ edges that exist in the share graph (i.e., updates by b_p on registers in $X_{b_p} \cap X_{a_q}$).

Condition 3.3: For each b_p , S_1 includes at least one update by b_p on a register in $X_{b_p} \cap X_{b_{p+1}}$ that is not in X_{a_q} , $1 \leq q \leq t+1$ and $b_p a_q \neq jk$. **Condition 3.4** is similar but applied to S_2 .

Condition 3.5: The updates in S_2 on edge e_{jk} that are not included in S_1 , are not included in S_2 on edges $e_{j a_q}$, $1 \leq q \leq t$.

Condition 3.6: If the condition evaluates true, S_1 and S_2 need to include identical set of updates on all incoming neighbor edges of j , i.e., $e_{lj} \in G$.

Compared with Definition 9, the conflict graph defined in Section 5, Condition 3.3 and 3.4 are slightly different, which close the gap between the subset of edges inferred by the definition, and the edge set E_i defined for upper bound. This is also discussed in the Remark in Section 5. In addition, Condition 3.6 are needed for proving conflict between two causal pasts.

Theorem 5. *Let $\chi(H_i^!)$ denote the chromatic number of new conflict graph $H_i^!$. Then, for partial replication, $\sigma_1^i(m) \geq \chi(H_i^!)$ for any replica i .*

Proof. The proof is analogous to the one for Theorem 3, and omitted from the report. \square

H Results for the General Architecture

In this section, we discuss how the algorithm presented previously for the *basic* architecture (Figure 1a) may be modified to use under the *general* architecture (Figure 1b), and discuss lower bounds

for the general architecture. In the general case, each client i may send its read/write request to any replica in the set of replicas R_i .

For a replica set R_i , define $X_{R_i} = \cup_{j \in R_i} X_j$, that is, the set of registers stored in replicas in R_i .

For the general architecture, we consider algorithms with the following prototype structure. The structure is similar to that specified in Section 3 for the basic architecture, with the key difference that each client also now maintains a timestamp. Functions $advance_1$, $advance_2$, $merge$, and predicates \mathcal{J}_1 and \mathcal{J}_2 used below will be specified later.

For convenience, we sometimes denote client i as c_i and replica j as r_j .

- Client operations: Each client i maintains a timestamp μ_i , which is suitably initialized. A client i may only perform read/write operations on any register $x \in X_{R_i}$.
 - When client i wants to read a shared register $x \in X_{R_i}$, client i sends $read_i(x, \mu_i)$ request to a replica $j \in R_i$; note that the request include client i 's timestamp⁵ and awaits replica's response containing the register value and a timestamp τ . Then client updates its timestamp using $merge$ function as $\mu_i = merge(\mu_i, c_i, \tau, r_j)$.
 - When client i wants to write value v to a shared register $x \in X_{R_i}$, client i sends $write_i(x, v, \mu_i)$ request to a replica $j \in R_i$, and awaits the replica's response containing a timestamp τ . Then client updates its timestamp as $\mu_i = merge(\mu_i, c_i, \tau, r_j)$.
- Replica operations: Each replica j maintains a timestamp τ_j , which is suitably initialized. Exact implementation of the timestamp will be discussed below. The timestamp is a representation of the causal history of the local state of the replica j .
 - When replica j receives a $read_i(x, \mu)$ request from client i , replica j : The request is buffered until predicate $\mathcal{J}_1(\tau_j, j, \mu)$ evaluates true; once the predicate evaluates true, replica j responds to client i with the value of the local copy of register x and its timestamp τ_j .
 - When replica j receives a $write_i(x, v, \mu)$ request from client i : The request is buffered until predicate $\mathcal{J}_1(\tau_j, j, \mu)$ evaluates true; once the predicate evaluates true, replica j performs the following steps: (i) write v into the local copy of register x , appropriately advance its timestamp τ_j using function $advance_1$, as $\tau_j = advance_1(\tau_j, j, x)$, and merge its timestamp τ_j with μ , as $\tau_j = merge(\tau_j, r_j, \mu, c_i)$, (ii) appropriately advances timestamp μ using function $advance_2$, as $\mu = advance_2(\mu, j, x, \tau_j)$, and multicasts $update(j, \mu, x, v)$ to all other replicas $k \in V$ such that $x \in X_k$, and (iii) return timestamp μ in the reply message to client i . Step (i) above needs to be an atomic operation.
 - When replica j receives a message $update(k, \mu, x, v)$: The update is buffered until predicate $\mathcal{J}_2(\tau_j, j, \mu, k)$ evaluates true; when the predicate evaluates true, replica j writes value v to its local copy of register x , and updates its timestamp τ_j as $\tau_j = merge(\tau_j, r_j, \mu, c_i)$.

The lower bounds obtained previously for the basic architecture can be extended for the algorithms satisfying the above prototype for the general architecture. Additionally, we can also generalize the algorithm in Section 4. We now discuss the general algorithm, followed by lower bounds for the general architecture.

⁵Instead of the actual timestamp, client i may possibly send a function of its timestamp.

H.1 Generalized Algorithm

Recall the *augmented share graph* $\widehat{G} = (\widehat{V}, \widehat{E})$ defined in Section 6.

The algorithm presented in Section 4 can be modified for the general architecture using \widehat{G} instead of G . In particular, the general algorithm uses a modified definition of Timestamp Graph G_i for replica i . The new definition is presented below makes use of the *augmented share graph*.

Definition 16 (Generalized Timestamp graph). *We define $G_i = (V_i, E_i)$ as the timestamp graph of replica i as follows.*

$$E_i = (\{e_{ij} \in \widehat{E}\} \cup \{e_{ji} \in \widehat{E}\} \cup \{e_{jk} \in \widehat{E} \mid \exists(i, j, k)\text{-loop in } \widehat{G}\}),$$

$$V_i = \{u, v \mid e_{uv} \in E_i\}.$$

Now we specify the timestamps maintained by the replicas and clients. Unlike the basic architecture, with the general architecture, clients also maintain timestamps. Note that the timestamp graph (with edge set E_i) referred here is the modified version defined above.

- Replica i 's timestamp: $\tau_i = \{(e, k) \mid e \in E_i\}$ is a set of timestamps (e, k) , where e is a directed edge in timestamp graph E_i and k is a sequence number, initialized to 0
- Client i 's timestamp: $\mu_i = \{(e, k) \mid e \in \bigcup_{j \in R_i} E_j\}$ is a set of timestamps (e, k) , where e is a directed edge in the union of timestamp graphs of all the replicas in R_i (i.e., replicas that client i communicates with), and k is a sequence number, initialized to 0. For client i and replica j , let us also define

$$\mu_i|_j = \{(e, k) \in \mu_i \mid e \in E_j\}$$

For a timestamp τ , if $(e, k) \in \tau$, then $\tau[e] = k$. Also, if $(e, k) \notin \tau$, then $\tau[e] = 0$.

We now specify the predicates $\mathcal{J}_1, \mathcal{J}_2$, and functions $advance_1, advance_2$ and $merge$.

- $\mathcal{J}_1(\tau, j, \mu) = true$ if and only if $\tau[e_{kj}] \geq \mu[e_{kj}]$, for $\forall e_{kj} \in E_j$.
- $\mathcal{J}_2(\tau, j, \mu, k) = true$ if and only if
 - $\tau_j[e_{kj}] = T[e_{kj}] - 1$
 - $\tau_j[e_{pj}] \geq T[e_{pj}]$, for $\forall e_{pj} \in E_j \cap E_k, p \neq k$
- Function $advance_1(\tau, j, x)$ increments $\tau[e_{jk}] = \tau[e_{jk}] + 1$, for $\forall e_{jk} \in E_j$ such that $x \in e_{jk}$.
- Function $advance_2(\mu, j, x, \tau)$ sets $\mu[e_{jk}] = \tau[e_{jk}]$, for $\forall e_{jk} \in E_j$ such that $x \in e_{jk}$.
- Function $merge(\tau_i, i, T_k, k)$ at replica i returns vector T_i as follows:

$$T_i[e] := \begin{cases} \max(\tau_i[e], T_k[e]), & \text{for each edge } e \in E_i \cap E_k, \\ \tau_i[e], & \text{for each edge } e \in E_i - E_k \end{cases}$$

Using techniques from Appendix D, the timestamp of replica i can be compressed. Notice that there is no register on the augmented edges we add in the augmented share graph, hence after compression no replica will maintain counters for the augmented edges. In other words, the set of edges that any replica keeps counters for will be a subset of edges in the original share graph.

We omit the proof of correctness of the above generalized algorithm for brevity.

H.2 Lower Bounds for the General Architecture

The lower bound in Theorem 3 extends naturally to the general architecture, simply by replacing G by \widehat{G} in Theorem 3. The claim and proof are omitted here for brevity. Intuitively, a client alternately communicating with different replica propagates causal past from one replica to another. This is captured in the augmented share graph by adding an edge between those replicas (even though the replicas may not share any registers in common).

I Optimization

As shown in previous sections, the timestamp sizes required to maintain causal consistency is expensive. In this section, we will discuss several optimization strategies to reduce the timestamp sizes in practice. These techniques exploit trade-off between operation latency, timestamp size, and false dependencies.

False dependencies: A false dependency occurs when application of an update u_1 is delayed at some replica, waiting for some update u_2 to be applied, even though $u_2 \not\rightarrow u_1$. By allowing false dependencies to be introduced, it is possible to reduce timestamp size required to maintain causal consistency.

Let us introduce one such approach. In our prototype algorithms, replicas i, j send updates to each other if and only if $X_{ij} \neq \emptyset$. Such updates contain values of updated registers in X_{ij} as well as timestamps used to track causality. Now suppose that $x \in X_i$ and $x \notin X_j$. Suppose that we introduce a “dummy” copy of register x at replica j . This copy of x at j is “dummy” in the sense that no client will ever send a request to j for an operation on x . Nevertheless, when i issues an update on x , replica j will be sent the update message, and eventually apply the update. Since x is dummy at j , it is not really necessary to send the value (or data) associated with x to j , and it suffices to send the timestamp (metadata) to j . This approach has advantages and disadvantages.

- To see the advantage, consider the following instantiation of the above approach. At each replica j , we introduce a dummy copy of *every* register that j does not store. This effectively emulates full replication, with the important caveat that the dummy copies are never operated on. Thus, while the overhead of storing register copies remains identical to the original partial replication scheme, the timestamps can now be smaller. In particular, vector timestamps of length R suffice with this emulation of full replication.

In general, instead of emulating full replication, we can use dummy register more selectively, and yet reduce the size of necessary timestamps significantly. Instead of introducing a dummy copy for every register that replica j does not store, only the registers stored at j 's neighbors and those in the loops that pass through j in the share graph are necessary. The timestamp of replica j for this scheme only stores counters corresponding to neighbor replicas of j and those in the loops that pass through j in the shared graph. As a trade-off, this solution has the following disadvantages.

- The first disadvantage is the increase in the number of update messages. In the example above, with our partial replication prototype algorithms, updates for register x are not sent to replica j . However, if j maintains a dummy copy of x , then such updates will be sent

to j (even if the updates contain only the metadata, or timestamps, there is still additional overhead).

The second disadvantage is the introduction of false dependencies. In the above example, suppose that replica i issues update u_1 on $x \notin X_{ij}$ and replica j issues update u_2 on $y \notin X_{ij}$. Also suppose that there are no other updates by any replica. With the original partial replication algorithm, since replicas i, j will not apply each other’s updates, in any execution of above updates, $u_1 \not\leftrightarrow u_2$ and $u_2 \not\leftrightarrow u_1$. Now suppose that j maintains a dummy copy of x , and the update for x is applied at j before j issues u_2 . This will introduce the false dependency $u_1 \leftrightarrow u_2$. The false dependency may potentially result in additional delay in applying u_2 at some other replica k .

Provided the system has some guarantees on message delay, we can reduce timestamp sizes without introducing false dependencies. Consider the case where the system is *loosely synchronous*, which guarantees that message propagation through a path of length $\geq l$ will be slower than message propagation through one hop. In this case, replicas do not need to store counters for loops that have length $\geq l + 1$, since the update travels through a long path will always arrive later than its dependent update which travels only one hop. Hence the timestamp of a replica only needs to store counters for its neighbor edges, and edges in the loops that have length $\leq l$, while guarantee that there is no false-dependency in the system.

Restricting inter-replica communication patterns: In our discussion so far, we have assumed that any pair of replicas that are adjacent in the share graph may communicate with each other directly. In the message-passing context, it is known that restricted communication graphs can allow dependency tracking with a lower overhead [21, 30]. A similar observation applies in the case of partial replication too.

We illustrate by an example how such benefits may be achieved. For this example, suppose that the share graph consists of a ring of the R replica. Thus, each replica shares a unique register with each of its neighbors in the ring, and does not share registers with any other replica. Such a ring is illustrated in Figure 10 for the case of $R = 6$. Our previous results show that if we could “break” the ring, the timestamp size may be reduced.

To achieve this goal, we introduce *virtual* registers (these have similarities to the dummy registers). The virtual registers may be shared by the different replicas in an arbitrary manner, resulting an appropriate share graph corresponding to the virtual registers.

In our example in Figure 10, suppose that we want to break the ring by disallowing direct communication between replicas 1 and 6. However, these replicas share register x , thus, need to be able to send to each other updates to x . This goal can also be achieved by simulating an update message for x from replica 1 to 6, but a sequence of updates to virtual variables, namely u_i , $i = 1, 2, 3, 4, 5$ from replica i to replica $i + 1$, to propagate the value of x from replica 1 to replica 6. When replica 6 receives update u_5 , it would update the register x . However, with this scheme, we can redefine the share graph by assuming that $x \notin X_{16}$, while adding shared virtual registers between replicas i and $i + 1$, $1 \leq i \leq 5$. In this case, we are “piggybacking” updates to x on updates to virtual registers. Of course, since virtual registers are themselves never accessed, only metadata needs to be maintained by the virtual registers.

In general, the assignment of the virtual registers to replicas, and which registers are used to piggyback updates for registers shared by a certain pair of replicas, will dictate the communication path taken by the piggybacked update.

In the extreme case, all the updates may be propagated through a single replica, resulting in star graph. However, more general topologies may also be created, while trading off between the overhead of the timestamps, delay in propagating updates, and false dependencies.

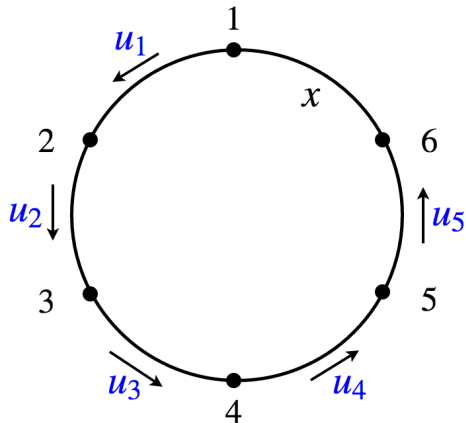


Figure 10: Illustration for “breaking” the ring

Sacrificing causality: While the above solutions introduce false dependencies, an alternate approach that may be desirable for some applications is to sacrifice causality. For instance, in the timestamp graph E_i defined earlier in the paper, we may choose to include a smaller set of edges. In particular, for $j \neq i \neq k$, we may include edge e_{jk} only if there exists an (i, j, k) -loop containing at most h edges, for some choice of h . Under this restriction, causal consistency will still *not* be violated so long as single-hop messages (or updates) are delivered faster than messages propagated over h hops. However, when this condition does not hold, causality may be violated.

Analogous ideas have been explored for full replication [29, 24], and partial replication as well [15, 14].

We leave exploration of these ideas for future work. Other optimization are also possible to improve performance of causally consistent systems.