

Partially Replicated Causally Consistent Shared Memory: Lower Bounds and An Algorithm *

Zhuolun Xiang^{†1} and Nitin H. Vaidya^{‡2}

¹University of Illinois at Urbana-Champaign

²Georgetown University

Abstract

The focus of this paper is on causal consistency in a *partially replicated* distributed shared memory (DSM) system that provides the abstraction of shared read/write registers. Maintaining causal consistency in distributed shared memory systems has received significant attention in the past, mostly on *full replication* wherein each replica stores a copy of all the registers in the shared memory. To ensure causal consistency, all causally preceding updates must be performed before an update is performed at any given replica. Therefore, some mechanism for tracking causal dependencies is required, such as vector timestamps with the number of vector elements being equal to the number of replicas in the context of full replication. In this paper, we investigate causal consistency in *partially replicated systems*, wherein each replica may store only a subset of the shared registers. Building on the past work, this paper makes three key contributions:

- We present a necessary condition on the metadata (which we refer as a *timestamp*) that must be maintained by each replica to be able to track causality accurately. The necessary condition identifies a set of directed edges in a *share graph* that a replica's timestamp must keep track of.
- We present an algorithm for achieving causal consistency using a timestamp that matches the above necessary condition, thus showing that the condition is necessary and sufficient.
- We define a measurement of timestamp space size and present a lower bound (in bits) on the size of the timestamps. The lower bound matches our algorithm in several special cases.

1 Introduction

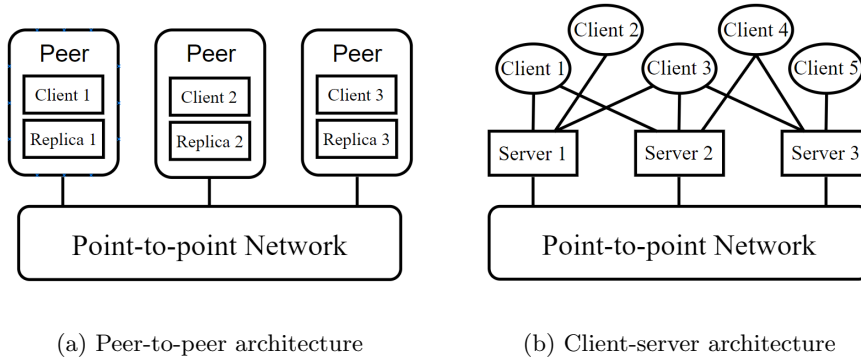
Distributed shared memory systems maintain multiple replicas of the shared memory locations, which we refer as shared registers. In recent years, the *causal consistency* model for the shared memory has received significant attention due to its emerging applications, such as social networking. Intuitively, causal consistency ensures that before an update is applied to a shared register, all the causally preceding updates must be applied at the same replica. This paper mainly focuses on the

*This research is supported in part by National Science Foundation award 1409416, and Toyota InfoTechnology Center. Any opinions, findings, and conclusions or recommendations expressed here are those of the authors and do not necessarily reflect the views of the funding agencies or the U.S. government.

[†]xiangzl@illinois.edu

[‡]nitin.vaidya@georgetown.edu

architecture illustrated in Figure 1a, which we refer as the *peer-to-peer* architecture. Each peer has a *client* that issues read/write operations to the shared memory and a *replica* that helps implement the shared memory abstraction. We focus on the case when each replica is *partial* and may store a copy of just a subset of the shared registers. *Full replication* is obtained as a special case when each replica stores a copy of each shared register.



We primarily present the results for the peer-to-peer architecture. The results easily extend to the client-server architecture in Figure 1b where each client may be accessing replicas stored at an arbitrary subset of the servers, as briefly discussed in Section 5.

In the context of *full replication*, several causally consistent shared memory systems have been designed, including Lazy Replication [22], COPS [24], Orbe [11], SwiftCloud [38] and GentleRain [12]. Recently, there is also growing interest in *partial replication* due to the potential storage efficiencies that can be attained [5, 25, 2, 16, 8, 9, 19, 17, 27, 6]. For *full replication*, it suffices to use a vector timestamp [26, 14, 7] of length equal to the number of replicas [22] to achieve causal consistency.

Several researchers have observed that *partial replication* requires larger amount of metadata to track causal dependencies [2, 24, 16, 8]. For partial replication, in general, the timestamp (or metadata) overhead is expected to be larger than that for full replication in order to avoid *false dependencies* as will be explained below. One straightforward method to implement partial replication is by adding “virtual registers” at each replica to simulate full replication. The virtual registers do not store actual data and cannot be accessed by clients. Then solutions for full replication such as vector clocks can be easily adapted for partial replication. However, there are several issues: (1) Every update message with metadata will be sent to all replicas in full replication, which is not necessary for partial replication. This may result in high bandwidth usage. (2) Simulating full replication introduces unnecessary dependencies (which we call *false dependencies*) among the update messages. For instance, if update u_x on register x depends on update u_y on register y , i.e. u_x can only be applied after u_y is applied, then on any replica who received u_x first will wait for the receipt of u_y , even if register y is virtual and not stored locally. However, there is no reason for such delay, since the virtual register y will not be accessed by any client from this replica, and thus u_x can be applied without the receipt of u_y . Therefore this simulation approach may result in stale versions.

Partial replication yields a trade-off between flexibility of replication, number of false dependencies on update messages, and overhead of the metadata for tracking causality. A goal of our work is to characterize this trade-off. Intuitively, in our solution, each replica maintains an *edge-indexed vector timestamp* which keeps counters for a subset of edges in a “*share graph*” that characterizes how registers are shared among the replicas. We show that our timestamp is optimal in the sense

that the subset of share graph edges tracked is necessary for correctness (Theorem 1). Also there is no false dependency introduced in our solution. Our main contributions are as follows:

- We present a necessary condition on the metadata that must be maintained by each replica to be able to track causality accurately. The necessary condition identifies a set of directed edges in a share graph that a replica’s timestamp must keep track of.

In deriving the necessary condition, we make improvements over results presented in prior work of H elary and Milani [16, 30].

- We present an algorithm for achieving causal consistency using a timestamp that matches the above necessary condition, thus showing that the condition is necessary and sufficient.
- We define a measurement of timestamp space size and present a lower bound (in bits) on the size of the timestamps. The lower bound matches our algorithm in several special cases.

2 Preliminaries

We assume an asynchronous system, and the replicas communicate using reliable point-to-point message-passing channels. The communication channels are not necessarily FIFO. In Sections 2 through 4, we assume the peer-to-peer architecture in Figure 1a. Each peer contains a client and a replica. There are R peers, and hence there are R replicas. The replicas are numbered 1 through R . Replica i stores copies of a subset of shared registers named X_i . With full replication, $X_i = X_j$ for all replicas i, j . With partial replication, it is possible that $X_i \neq X_j$ for $i \neq j$. We define $X_{ij} = X_i \cap X_j$, the set of registers stored at replicas i and j both. For instance, in partial replication with four replicas, we may have $X_1 = \{x\}$, $X_2 = \{x, y\}$, $X_3 = \{y, z\}$, and $X_4 = \{z\}$, where x, y, z are registers. In this case, $X_{23} = \{y\}$ and $X_{14} = \emptyset$. In practice, set X_r for replica r may change dynamically, however, we consider the *static* case in this paper and leave the *dynamic* case for future work.

H elary and Milani [16] introduced the notion of a *share graph* to represent a partially replicated system. Similar notions of *graph of groups* are introduced in causal multicast literature as well [4]. We will use the share graph when obtaining results for the *peer-to-peer* architecture in Section 3 and 4. To extend these results to the *client-server* architecture, in Section 5, we will introduce an *augmented* version of the share graph.

Definition 1 (Share Graph [16]). We denote e_{ij} as a directed edge from i to j . Share graph is defined as a directed graph $G = (V, E)$, where $V = \{1, 2, \dots, R\}$, and vertex $i \in V$ represents replica i . There exist directed edges e_{ij} and e_{ji} in E if and only if $X_{ij} \neq \emptyset$.

As such, if $e_{ij} \in E$ then $e_{ji} \in E$, and G may be defined as an undirected graph as originally defined in [16]. However, as seen later, it is convenient to represent the sharing using pairs of directed edges.

X_{ij} will be referred as the label of edges e_{ij} and e_{ji} . In this paper, we assume that *each replica has the knowledge of the share graph including the labels on on each edge.*

Recall that each peer contains a client and a replica, and the client can issue *read* or *write* operations on a shared register stored at the local replica. Define $read(x)$ to be a read operation on register x , and $write(x, v)$ to be a write operation on register x that writes value v . When performing $read(x)$ or $write(x, v)$ operation on register

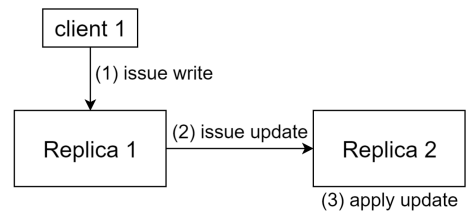


Figure 2: Illustration

$x \in X_i$, client i sends a request to a replica i , and awaits the replica’s response. The response to a write operation is an acknowledgement, and the response to a read operation is a returned value. Define update to be a tuple of the form $update(i, T, x, v)$, where i is the sender of the update, T is the timestamp attached with the update, x is the register being updated and v is the value. As illustrated in Figure 2, upon receiving *write* operations from the client, the replica will *issue updates* to some other replicas, i.e., sending the tuple $update(i, T, x, v)$ to other replica who also replicates x in order to update their registers. Upon receiving update tuple $update(i, T, x, v)$ from other replica, the replica can decide when to *apply the update*, i.e., write the new value v into the register x . An *execution* is defined to be a sequence of clients’ read/write operations and replicas’ operations in issuing/applying updates. With our definition of replica-centric causal consistency in the next section, we will often construct executions by declaring the replicas’ operations on updates without explicitly mentioning the clients’ operations.

2.1 Replica-centric Causal Consistency

In this section, we will use the notions of *issuing an update* and *applying an update* mentioned above. A client i may only read/write registers in X_i . Thus, replica i may only issue updates to registers in X_i . For convenience, each *write* operation on a given register is assumed to write a unique value.

In past work, several variations of causal consistency have been explored. One of the commonly used definition of causal consistency is defined from clients’ view point, which we refer as *client-centric causal consistency* below.

Definition 2 (Happened-before relation \rightarrow for operations [23]). *Let o_1, o_2 be two operations of the client. o_1 happened-before o_2 , denoted as $o_1 \rightarrow o_2$, if and only if at least one the following conditions is true: (1) Both o_1 and o_2 are performed by the same client, and o_1 occurs before o_2 . (2) o_1 is a write operation, and o_2 is a read operation that returns the value written by o_1 . (3) There exists operation o_3 such that $o_1 \rightarrow o_3$ and $o_3 \rightarrow o_2$.*

Client-centric causal consistency is defined based on the relation \rightarrow for operations above.

Definition 3 (Client-centric Causal Consistency). *Client-centric causal consistency is achieved if the following two properties are satisfied:*

- **Safety:** *If a read operation o_3 on some register x returns the value written by write operation o_1 on register x , then there must not exist another write operation o_2 on register x such that $o_1 \rightarrow o_2 \rightarrow o_3$.*
- **Liveness:** *For a write operation o_1 by some client that writes value v in register x , all replicas that store copies of register x should be updated with the value v within a finite time.*

The causal consistency model addressed in our work is inspired by replicated shared memory systems such as Lazy Replication [22]. We refer to this model as the *replica-centric causal consistency* model. We define the *happened-before* relation [23] between updates as follows.

Definition 4 (Happened-before relation \leftrightarrow for updates). *Given updates u_1 and u_2 , $u_1 \leftrightarrow u_2$ if and only if at least one of the following conditions is true:*

1. u_1 is applied at a replica on any of its register sometime before the same replica issues u_2 on any of its register.
2. There exists an update u_3 such that $u_1 \leftrightarrow u_3$ and $u_3 \leftrightarrow u_2$.

Intuitively, relation \hookrightarrow is analogous to the happened-before relation between events in the context of causal multicast. That is, an update issued by replica i is considered causally dependent on any updates that were previously applied at that replica, regardless of whether the previously updated registers were read by the client or not.

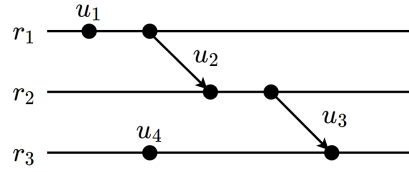


Figure 3: Relation \hookrightarrow

We give an example of relation \hookrightarrow in Figure 3. In this example, there are 3 replicas r_1, r_2, r_3 , where r_1 issues updates u_1 and u_2 , r_2 issues update u_3 and r_3 issues update u_4 . u_1 is applied at r_1 , u_2 is applied at r_1, r_2 , u_3 is applied at r_2, r_3 and u_4 is applied at r_3 . In the figure, the send event of arrow with label u_2 depicts when update u_2 is issued at r_1 , and the receive event of that arrow depicts the time when r_2 applies update u_2 . By condition (1) of the \hookrightarrow definition, we have $u_1 \hookrightarrow u_2$ and $u_2 \hookrightarrow u_3$, and by condition (2) we have $u_1 \hookrightarrow u_3$. Also, u_1 and u_4 are concurrent, i.e. $u_1 \not\hookrightarrow u_4$ and $u_4 \not\hookrightarrow u_1$. Similarly, u_2 and u_4 are concurrent.

We define *replica-centric* causal consistency formally now using relation \hookrightarrow .

Definition 5 (Replica-centric Causal consistency). *Replica-centric causal consistency is achieved if the following two properties are satisfied:*

- **Safety:** *If an update u_1 for register $x \in X_i$ has been applied at a replica i , then there must not exist update u_2 for some register in X_i such that (i) $u_2 \hookrightarrow u_1$, and (ii) replica i has not yet applied u_2 .*
- **Liveness:**¹ *Any update u issued by a replica i for a register $x \in X_i$ should be applied at each replica j such that $x \in X_j$ within a finite time after all dependencies of u have been applied at j , i.e., all u' for some register $y \in X_j$ such that $u' \hookrightarrow u$ have been applied.*

For three reasons, we consider the replica-centric causal consistency in this paper. (i) First, the necessary conditions presented in Section 3.1 and 4 for the replica-centric causal consistency also applies to the client-centric causal consistency. (ii) Second, the algorithms for replica-centric causal consistency also implement the client-centric causal consistency, but with possible false dependencies. (iii) Third, in practice, maintaining the replica-centric causal consistency is efficient in metadata size, since it only uses a single timestamp per replica (as compared to, for instance, a timestamp per register per replica for the client-centric causal consistency). Many practical systems, including Lazy Replication [22], ChainReaction [1] and SwiftCloud [38], in fact, conform to the replica-centric view.

Relation with Causal Group Multicast As we mentioned earlier, the definition of replica-centric causal consistency is analogous to the requirement for causal group multicast [4], where the messages need to be delivered to the processes in a causal order. The following correspondence can be obtained. Replicas sharing the same register x correspond to processes belonging to the same multicast group G_x . Any update to register x by replica i results in a multicast to group G_x by replica i . In the case of partial replication, our algorithm later in section 3.2 can essentially be viewed as causal group multicast with *overlapping groups* [4, 33, 20], where each process may belong to multiple groups (determined by how they share registers) and the multicast within a group is only received by members in that group. Hence our results below in Section 3.1 and 3.2 also apply to causal multicast with overlapping groups. For the sake of the consistency of presentation, we state our results in the context of distributed shared memory. Related work on causal group multicast and the comparison with our work are discussed in Section 6.

¹Note that our definition of Liveness implies no false dependencies.

In this paper, we consider algorithms that implement causal consistency by storing and attaching metadata (timestamps) with update messages, where the metadata is some encoding of the information about the execution history. When to apply a received update at a replica is determined only using the replica’s local metadata and the metadata attached with the update.

3 Timestamps for Replica-Centric Causal Consistency

In this section, we consider partially replicated shared memory systems, which satisfy the replica-centric causal consistency model in Section 2.1 using an algorithm under the assumptions mentioned in Section 2. In particular, we identify a necessary and sufficient condition on the timestamp τ_i maintained by each replica i . Intuitively, our condition identifies a subset of directed edges in the share graph that are *necessary and sufficient* to “keep track” of for each replica in order to achieve replica-centric causal consistency.

For a replica i , and directed edge e_{jk} (from j to k) in the share graph, Definition 6 defines an (i, e_{jk}) -loop as illustrated in Figure 4. We will use $-$ to denote the set difference, i.e., $A - B = \{x \in A \mid x \notin B\}$. After introducing the definition below, we provide an intuition behind the definition.

Definition 6 ((i, e_{jk}) -loop). *Given replica i and edge e_{jk} ($j \neq i \neq k$) in share graph G , consider a simple loop of the form $(i, l_1, l_2, \dots, l_s = k, j = r_1, r_2, \dots, r_t, i)$, where $s \geq 1$ and $t \geq 1$. Define $i = r_{t+1}$. The simple loop is said to be an (i, e_{jk}) -loop provided that:*

- (i) $X_{jk} - (\cup_{1 \leq p \leq s-1} X_{l_p}) \neq \emptyset$,
- (ii) $X_{jr_2} - (\cup_{1 \leq p \leq s-1} X_{l_p}) \neq \emptyset$, and
- (iii) for $2 \leq q \leq t$, $X_{r_q r_{q+1}} - (\cup_{1 \leq p \leq s} X_{l_p}) \neq \emptyset$.

As shown later, when there exists an (i, e_{jk}) -loop, replica i need to keeps information regarding updates on edge e_{jk} in order to achieve causal consistency.

Intuition: This discussion refers to Figure 6. The definition of (i, e_{jk}) -loop will be used to characterize the timestamp used by replica i in our algorithm. As we will show later in the proof of Theorem 1, the timestamp at replica i must reflect information regarding updates on edge e_{jk} if an (i, e_{jk}) -loop exists. Consider the following execution. Let u be an update issued by replica j which is sent to replica k (i.e., an update on edge e_{jk}) since replica k stores the register that u is updating. Also suppose that there is a sequence of causally dependent updates propagated along the path $(j, r_2, \dots, i, \dots, l_{s-1}, k)$. Denote the update from l_{s-1} to k as u' , so that we have $u \hookrightarrow u'$. Then the timestamps attached with u' should contain enough information about the $u \hookrightarrow u'$ relation for replica k to apply these two updates in the correct order, or postpone the application of u' if u' is received before u . Thus, it is necessary for replicas such as replica i to “keep track of” causally preceding updates that have taken place on edge e_{jk} . This allows replica i to propagate the dependency information to other replicas in the above loop that need it (particularly, replica l_1 to l_s). If condition (i) is not true, update u will also be sent to some replica l_p where $1 \leq p \leq s-1$, since all registers shared by j, k are also shared by j and some replica l_p . Similarly, if condition (ii) or (iii) is not true, the updates along the path (j, r_2, \dots, i) will also be sent to some replica l_p . Since

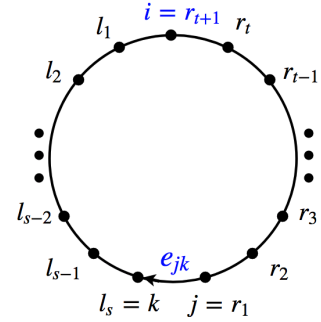


Figure 4: (i, e_{jk}) -loop

the timestamps of these updates sent to some l_p may contain the information about $u \leftrightarrow u'$, it is not necessary for replica i to “keep track of” the causality for updates on edge e_{jk} . On the other hand, when all three conditions are true, replica i has to maintain such information to ensure causal consistency. For more details, the reader may refer to the proofs for the necessary and sufficient condition in later sections.

Example: Figure 5a shows a share graph for a system of 4 replicas. Suppose that $X_1 = \{a, y, w\}$, $X_2 = \{b, x, y\}$, $X_3 = \{c, x, z\}$ and $X_4 = \{d, y, z, w\}$. The label on edges between replicas i and j in Figure 5a corresponds to the registers in X_{ij} . For instance, $X_{34} = \{z\}$. By Definition 6, $(1, 4, 3, 2)$ is *not* a $(1, e_{34})$ -loop since $X_{21} - X_4 = \emptyset$ which violates condition (iii). Similarly, $(1, 4, 3, 2)$ is *not* a $(1, e_{23})$ -loop due to a similar reason. On the other hand, $(1, 2, 3, 4)$ is a $(1, e_{43})$ -loop. Due to the existence of register w in X_{14} , $X_{14} - X_2 \neq \emptyset$, and the reader can easily check that all three conditions in Definition 6 are satisfied. Similarly, $(1, 2, 3, 4)$ is a $(1, e_{32})$ -loop.

To help present the necessary condition in Section 3.1, we now define a *timestamp graph*. Intuitively, timestamp graph G_i consists of directed edges that are *necessary and sufficient* for replica i to keep track of in its timestamp, as we will show later in Section 3.1 and 3.2.

Definition 7 (Timestamp graph G_i of replica i). Given share graph $G = (V, E)$, timestamp graph of replica i is defined as a directed graph $G_i = (V_i, E_i)$, where

$$\begin{aligned} E_i = & \{e_{ij} \mid e_{ij} \in E\} \cup \{e_{ji} \mid e_{ji} \in E\} \\ & \cup \{e_{jk} \mid \exists (i, e_{jk})\text{-loop in } G, j \neq i \neq k, e_{jk} \in E\} \\ V_i = & \{u, v \mid e_{uv} \in E_i\} \end{aligned}$$

Thus, E_i consists of all directed edges incident at i , and each edge $e_{jk} \in E$ such that an (i, e_{jk}) -loop exists. Consider the share graph example in Figure 5(a) again. Figure 5(b) shows the *timestamp graph* for replica 1. Observe that the edge e_{43} is in G_1 but e_{34} is not in G_1 , due to the fact that $(1, 2, 3, 4)$ is a $(1, e_{43})$ -loop but $(1, 4, 3, 2)$ is *not* a $(1, e_{34})$ -loop, as we explained earlier for the example of (i, e_{jk}) -loop. By the example above and the definition of timestamp graph, we make the following three observations:

1. *Timestamp graphs may be different than the share graph.*
2. *Different replicas may have different timestamp graphs.*
3. *Edges in the timestamp graph are not necessarily bidirectional.*

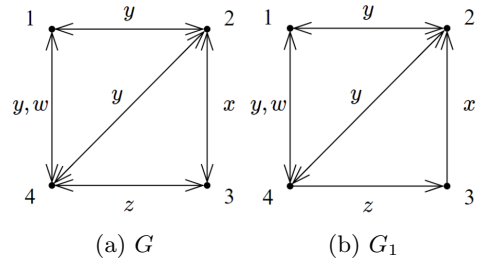


Figure 5

3.1 A Necessary Condition for Timestamps

As briefly stated in Section 2, each replica maintains a timestamp. To achieve replica-centric causal consistency, the timestamp must contain enough information. In this section, we obtain a necessary condition on the timestamps. In particular, Theorem 1 below shows that, if e_{jk} is in the timestamp graph of replica i , then it is necessary for replica i to “keep track of” updates performed by replica j to registers in X_{jk} . To present the result formally, we introduce some additional terminology.

Definition 8 (Causal past and Causal dependency graph [29]). *Causal dependency graph \mathcal{R} of a replica that has applied updates in set U consists of vertices in $S = U \cup \{u' \mid u \in U, u' \leftrightarrow u\}$ and directed edges in $\{(u_1, u_2) \mid u_1 \leftrightarrow u_2 \text{ and } u_1, u_2 \in S\}$. Set S is referred as the causal past of the replica [29].*

Theorem 1 will use the following terminology:

- We define relation for causal dependency graph $\mathcal{R}_0, \mathcal{R}_1$ of replica i as follows: $\mathcal{R}_0 < \mathcal{R}_1$ if there exists an execution in which replica i 's causal dependency graph equals \mathcal{R}_0 at some point of time, and \mathcal{R}_1 subsequently.
- Two causal dependency graphs with vertex sets S_1 and S_2 are said to differ only in updates on e_{jk} if and only if (i) all the updates in $(S_1 - S_2) \cup (S_2 - S_1)$ are issued by replica j for registers in X_{jk} and (ii) the edges between any vertices in $S_1 \cap S_2$ are identical in both the causal dependency graphs.
- We will say that replica i with causal dependency graph \mathcal{R}_0 is *oblivious* to updates on e_{jk} , if the replica's timestamp is identical for every pair of causal dependency graphs \mathcal{R}_1 and \mathcal{R}_2 such that (i) $\mathcal{R}_0 < \mathcal{R}_1$ and $\mathcal{R}_0 < \mathcal{R}_2$, and (ii) \mathcal{R}_1 and \mathcal{R}_2 differ only in updates to X_{jk} .

Intuitively, a replica that is oblivious to updates on e_{jk} does not keep track of updates to registers in X_{jk} by replica j .

Theorem 1. *Consider a partially replicated shared memory system that implements replica-centric causal consistency. Any replica i must not be oblivious to update on any edge $e \in E_i$, where E_i is the edge set in the timestamp graph of replica i .*

The proof of Theorem 1 is provided in Appendix A. Intuitively, the theorem states that, replica i 's timestamp needs to be dependent on the updates performed on edge e_{jk} for each $e_{jk} \in E_i$. For instance, a vector timestamp whose elements are indexed by edges in E_i , and count updates performed on the corresponding edges, satisfies the requirements in Theorem 1. Indeed, in Section 3.2 we present an algorithm that uses precisely such a timestamp, proving that the necessary condition in Theorem 1 is sufficient as well. Later in Section 4 we obtain a lower bound on the size of the timestamps in the unit of bits. The necessary condition of Theorem 1 does not provide a measure of the size of the timestamps, whereas Theorem 2 provides lower bound on the size.

3.2 Sufficiency of Tracking Edges in Timestamp Graph

We propose an algorithm for implementing causally consistent shared memory in this section. The algorithm is for peer-to-peer architecture where each client only issues operations to one corresponding replica. Recall that $G_i = (V_i, E_i)$ is the timestamp graph of replica i .

Timestamps: Each replica i maintains an *edge-indexed* vector timestamp τ_i that is indexed by the edges in E_i . For edge $e_{jk} \in E_i$, $\tau_i[e_{jk}]$ is an integer, initialized to 0.

Client's Algorithm:

1. Upon *read* operation on register x : send $read(x)$ to the replica, wait for the value returned by the replica.
2. Upon *write* operation on register x with value v : send $write(x, v)$ to the replica, wait for the acknowledgement from the replica.

Replica's Algorithm:

1. Upon receiving a $read(x)$ request from the client:
replica i responds with the value of the local copy of register x .
2. Upon receiving a $write(x, v)$ request from the client:
replica i performs the following operations atomically:

- (a) write v into the local copy of register x ,
 - (b) for each $e_{jk} \in E_i$, update timestamp τ_i as

$$\tau_i[e_{jk}] := \begin{cases} \tau_i[e_{jk}] + 1, & \text{if } j = i \text{ and } x \in X_{ik}, \\ \tau_i[e_{jk}], & \text{otherwise} \end{cases}$$
 - (c) send $update(i, \tau_i, x, v)$ message to each other replica $k \in V$ such that $x \in X_k$,
 - (d) return ack to the client.
3. Upon receiving a message $update(k, \tau_k, x, v)$ from replica k :
 replica i adds $update(k, \tau_k, x, v)$ to a local data structure named $pending_i$.
4. For any $update(k, \tau_k, x, v) \in pending_i$, when $\tau_i[e_{ki}] = \tau_k[e_{ki}] - 1$ and $\tau_i[e_{ji}] \geq \tau_k[e_{ji}]$ for each $e_{ji} \in E_i \cap E_k$, $i \neq j \neq k$, replica i performs the following operations atomically:
- (a) writes value v to its local copy of register x ,
 - (b) for each $e \in E_i$, updates timestamp τ_i as

$$\tau_i[e] := \begin{cases} \max(\tau_i[e], \tau_k[e]), & \text{for each } e \in E_i \cap E_k, \\ \tau_i[e], & \text{for each edge } e \in E_i - E_k \end{cases}$$
 - (c) removes $update(k, \tau_k, x, v)$ from $pending_i$.

The proof for the correctness of the algorithm is provided in Appendix B. Note that the timestamp used by the algorithm implies replica i is not oblivious to update on any edge $e_{jk} \in E_i$, indicating the necessary condition in Theorem 1 is also sufficient.

Intuition for correctness: Our algorithm is similar to standard causal multicast algorithms [4]. The novelty of our algorithm lies in the *edge-indexed* vector timestamp, which contains a counter for each edge in the timestamp graph of the replica. Intuitively, keeping track of edges incident at i ensures FIFO delivery of update messages to/from i , and keeping track of the other edges in E_i guarantees that causal dependencies are carried when a chain of causally dependent update messages are propagated along a cycle. Although maintaining counters for all the edges in cycles for the second part is sufficient, it is not always necessary – our (i, e_{jk}) -loop characterizes precisely which subset of edges in the cycle is necessary and sufficient for maintaining causal consistency.

Optimizations: We briefly discuss some mechanisms to reduce the timestamp size (details in Appendix E). (1) *Timestamp Compression:* We observe that, in our algorithm, the different elements of the vector τ_i at replica i are not necessarily independent. For instance, suppose that $e_{j_1}, e_{j_2}, e_{j_3}, e_{j_4} \in E_i$ for some $j \neq i$, with $X_{j_1} = \{x\}$, $X_{j_2} = \{y\}$, $X_{j_3} = \{z\}$ and $X_{j_4} = \{x, y, z\}$. Observe that the number of updates performed to registers corresponding to these four edges is *not independent*. Thus, it is possible to compress the timestamp to reduce its space requirement. (2) *Allowing False Dependencies:* A false dependency occurs when application of an update u_1 is delayed at some replica, waiting for some update u_2 to be applied, even though $u_2 \not\rightarrow u_1$. We can introduce a “dummy” copy of some register at replicas to change the share graph, and thus reduce the timestamp size possibly, but at the cost of extra update messages. (3) *Restricting Inter-Replica Communication Patterns:* It is known that restricted communication graphs can allow dependency tracking with a lower overhead [28, 21, 6] in the message-passing context. A similar observation applies in the case of partial replication too.

3.3 Relation to previous results

Our results make an improvement over previous results [16] regarding the timestamp size. H elary and Milani [16] identify a larger set of edges (compared to E_i) that replica i needs to “track”, however their result, although sufficient, does not always yield the necessary set of edges to track. Note that H elary and Milani’s results [16] consider the client-centric causal consistency. As mentioned when introducing the replica-centric causal consistency, our necessary conditions presented in Section 3.1 and 4 applies to their settings. The definition of the minimal x -hoop in [16, 30] states the following.

Definition 9 (Hoop [16, 30]). *Given a register x and two replicas r_a and r_b in $C(x)$ where $C(x)$ is the set of the replicas that stores x , we say that there is a x -hoop between r_a and r_b , if there exists a path $(r_a = r_0, r_1, \dots, r_k = r_b)$ in the share graph G such that: i) $r_h \notin C(x)$ ($1 \leq h \leq k - 1$) and ii) each consecutive pair (r_{h-1}, r_h) shares a register x_h such that $x_h \neq x$ ($1 \leq h \leq k$)*

Definition 10 (Minimal Hoop [16, 30]). *An x -hoop $(r_a = r_0, r_1, \dots, r_k = r_b)$ is said to be minimal, if and only if i) each edge of the hoop can be labelled with a different register and ii) none of the edge label is shared by replica r_a and r_b .*

The following result in [16, 30] intended to be a tight condition for achieving causal consistency.

Lemma 1 ([16, 30]). *A replica has to transmit some information about a register x if and only if the replica stores x or belongs to a “minimal x -hoop”*

As we show with an example now, the condition in Lemma 1 from [16, 30] is not, in fact, tight [31].

Consider the share graph in Figure 6 (we omit the direction of each edge in the figure for brevity). In the figure, the label on edges e_{uv}, e_{vu} shows set X_{uv} . The share graph consists of replicas $i, a_1, a_2, k, j, b_1, b_2$. Replicas j and k share register x , replicas b_1, b_2, a_1 share register y , and replicas b_2, a_1, a_2 share register z . Labels on other edges are unique and distinct from x, y, z .

The loop $(j, b_1, b_2, i, a_1, a_2, k)$ is considered a “minimal x -hoop” by Definition 10 from [16, 30] because (i) the label on each edge in the loop is distinct, (ii) none of the edge labels is shared by replica j and replica k . The result in H elary and Milani [16, 30] implies that replica i must transmit (or keep) information about updates to register x by replicas j, k . However, it can be shown that presence of the two edges labeled y (and the manner they are situated) makes it unnecessary for replica i to be aware of updates to register x issued by replica j . For instance, consider the execution where there is an update by replica j on x and then a sequence of causally dependent updates propagating along the hoop $j, b_1, b_2, i, a_1, a_2, k$ on registers t, y, q, p, z, s respectively. Since the update by replica i on register p is also causally dependent on the update issued by replica b_1 on register y , replica a_1 will apply the update on y before the update on p . Since the update on y already record the dependency of the update on x , there is no need for replica i to be aware of updates to x issued by replica j . More details can be found in the correctness proof of the algorithm. Similarly, replica i does not need to transmit information regarding updates to x issued by replica k . Our necessary condition (Theorem 1) does not require replica i to keep track of these updates.

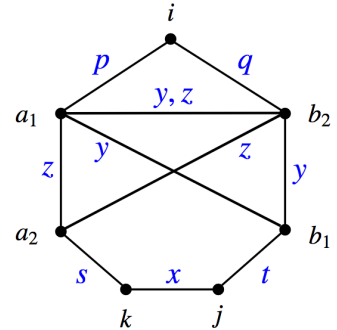


Figure 6: Example

In general, our definition of the timestamp graph (Definition 7) identifies a necessary and sufficient set of edges for each replica which is a subset of the edge set identified in [16]. In Appendix C later, we will numerically evaluate the improvement compared to H elary and Milani’s results.

4 Lower bound on Timestamp Size

Section 3.1 obtained a necessary condition on the timestamps assigned to the replica. In this section, we obtain a lower bound (in bits) on the size of the timestamps. In Section 3.1, we have the constraint that the timestamp assigned to each replica is a function of its causal dependency graph. From the definition of the causal dependency graph it should be apparent that two different causal dependency graphs may possibly correspond to the same *causal past* (i.e., set S in Definition 8). In order to derive the lower bound, we impose the following constraint².

Constraint 1. *For any replica i , its timestamp at any given time is a function of its causal past at that time.*

Definition 11. Timestamp space size $\sigma^i(m)$ of replica i under Constraint 1: *Consider the set of executions \mathcal{E} in which each replica issues up to m updates. The timestamp space size of replica i under Constraint 1, denoted as $\sigma^i(m)$, is the lower bound on the number of distinct timestamps that replica i must assign over all the executions in \mathcal{E} .*

Note that replica i may not use all the distinct $\sigma^i(m)$ timestamps in the same execution. However, over all possible executions, replica i will need to use at least $\sigma^i(m)$ distinct timestamps.

Let S be a causal past, which is a set of updates as per Definition 8. Recall that $G = (V, E)$ denotes the share graph. For $e_{jk} \in E$, let $S|_{e_{jk}}$ denote the set of updates in S that are issued by replica j on registers in X_{jk} . For $e_{jk} \notin E$, define $S|_{e_{jk}} = \emptyset$ for convenience.

Definition 12 (Conflict). *Given share graph $G = (V, E)$, and two possible causal pasts S_1, S_2 of replica i from executions in \mathcal{E} , we say that S_1 and S_2 conflict if following conditions hold:*

1. $\forall e \in E, S_1|_e \neq \emptyset \neq S_2|_e$, and
2. $\exists e \in E$ such that $S_1|_e \subset S_2|_e$, where (a) $e = e_{ij}$ or (b) $e = e_{ji}$ or (c) \exists a simple loop $(i, l_1, \dots, l_s, r_1, \dots, r_t, i = r_{t+1}) \in G$ where $e = e_{r_1 l_s}$ such that
 - (1) $S_1|_{e_{r_p l_q}} = S_2|_{e_{r_p l_q}}$ for $1 \leq p \leq t+1, 1 \leq q \leq s$ and $e_{r_p l_q} \neq e_{r_1 l_s}$, and
 - (2) $S_x|_{e_{r_p r_{p+1}}} - \bigcup_{1 \leq q \leq s} S_x|_{e_{r_p l_q}} \neq \emptyset$ for $1 \leq p \leq t$ and $x = 1, 2$

Explanation: Condition (1) means both causal pasts S_1, S_2 have at least one update on every edge in the share graph, which allows us to construct executions where some replica i 's causal past can equal to S_1 or S_2 . More specifically, using this property we can construct executions where the updates in S_1 (or S_2) are issued and propagated via a spanning tree rooted at replica i in the share graph, thus leading to causal past S_1 (or S_2) in replica i .

Condition (2) means that the set of updates in S_1 on some edge is a strict subset of those in S_2 on the same edge. As we will show in the proof, the set difference above ensures that replica must distinguish S_1 from S_2 , otherwise causal consistency may be violated. Three kinds of edges are listed in the definition (see Figure 7), (a) outgoing edges of replica i , (b) incoming edges of replica i , and (c) edges $e_{r_1 l_s}$ that are in a loop which satisfies two conditions stated in the definition: (1) the set of updates on any ‘‘chord edges’’ in the loop except $e_{r_1 l_s}$ are identical for S_1 and S_2 , and (2) for both causal pasts S_1 and S_2 , for replica r_p in r_1, \dots, r_t , there exists some update sent to r_{p+1} that is not sent to any of l_1, \dots, l_s . All conditions above will be used in the proof of Lemma 2.

²Note that our proposed algorithm in Section 3.2 actually satisfies this constraint.

Lemma 2. Consider two possible causal pasts S_1, S_2 of replica i . If S_1 and S_2 conflict, then distinct timestamps must be assigned to them for ensuring the safety and liveness properties in Definition 5.

Proof Sketch. The proof is presented in Appendix D. Here we give some intuition of the proof. First we create two executions \mathcal{E}_1 and \mathcal{E}_2 , after which replica i has causal past S_1 and S_2 respectively. The executions need to be created carefully such that they can be extended later to derive a contradiction as follows. If S_1 and S_2 conflict, but are assigned with the same timestamp, then replica i cannot distinguish whether it has causal past S_1 in \mathcal{E}_1 or S_2 in \mathcal{E}_2 . Note that S_1 and S_2 differs in updates on some edge e . Suppose the difference is the update set U and $e = e_{jk}$. Then we can carefully extended the executions \mathcal{E}_1 and \mathcal{E}_2 such that replica k with identical local timestamps T_k receives an update u also with identical timestamps t_u in both extensions, and in one extension u is causally dependent on updates in U while in another it is not. Then replica k cannot distinguish between the two executions, and hence may violate either safety or liveness for causal consistency. \square

Once we know all the pairs of conflicting causal pasts of a replica, we can easily derive the lower bound for the timestamp space size of that replica. For replica i , we define a *conflict graph* H_i with vertex set equal to the set of all possible causal pasts of replica i . An edge is added between any two causal pasts of replica i that conflict. Then, the *chromatic number* for the conflict graph is a lower bound on timestamp space size. Therefore, we have the following theorem.

Theorem 2. Consider a partially replicated shared memory system that implements replica-centric causal consistency using an algorithm under Constraint 1. Let $\chi(H_i)$ denote the chromatic number of conflict graph H_i . Then, $\sigma^i(m) \geq \chi(H_i)$ for any replica i .

Implication: Although our result does not explicitly imply a closed-form lower bound for the timestamp sizes, it can be shown that in several cases the lower bound has closed form and is tight.

- For instance, if the share graph is a tree, the timestamp lower bound is $2N_i \log m$ bits for replica i , where N_i is the number of i 's neighbors in the share graph and m is the maximum number of updates that i will issue in the execution.
- When the share graph is a cycle of n replicas, the timestamp size for each replica has lower bound $2n \log m$ bits. Note that the timestamp sizes are tight in the above examples, since our algorithm will use timestamps of these sizes.
- In the case of *full replication* where the share graph is a clique and each edge shares identical set of registers, the above theorem implies the lower bound of the timestamp space size to be m^R where R is the total number of replicas. This lower bound is also tight, because the traditional vector timestamps satisfy this bound (similar to the timestamps used by Lazy Replication [22] when applied to the *peer-to-peer* architecture in Figure 1a).

One may relate the m^R lower bound for *full replication* to the classic lower bound on the vector clock size obtained by Charron-Bost [7] for determining happened-before relation in a message passing

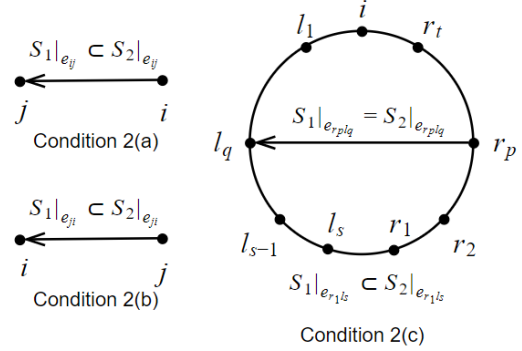


Figure 7: Condition (2) of Conflict

system. Although two bounds equal for full replication, however, it is not true in general for partial replication. *Timestamps for deciding happened-before relation between events cannot be directly used for maintaining causal consistency and vice versa.* One reason is that to achieve causal consistency, the timestamps should reflect information about whether there is any causally dependent update missing, but not false dependencies. Another reason is that the happened-before relation may have to be determined between any two events, while to achieve causal consistency, only for updates received by the same replica we need to determine the happened-before relation. As a result, our previous necessary and sufficient condition on the timestamps from Section 3.1 and 3.2 implies that the vector clock should have size equal to the number of edges in the timestamp graph (Definition 7), which may be larger than, smaller than or equal to n depending on the share graph.

5 Extending Results to the Client-server Architecture

The results presented for the peer-to-peer architecture in Section 3 can be extended to the client-server architecture. The system model of client-server architecture is illustrated in Figure 1b. There are C clients numbered 1 through C . Each client i is associated with an arbitrary subset of replicas R_i . Client i is restricted to perform read/write operations on registers in $\cup_{r \in R_i} X_r$.

Several natural extensions of the previous definitions are introduced in Appendix F to obtain the results for the client-server architecture: (a) The algorithm is extended by taking into account the fact that a client may propagate dependencies across two replicas. In particular, in the client-server architecture, a client also needs to maintain a timestamp locally, and the timestamp will be included with the request to the replicas. (b) The share graph is augmented as shown below with additional edges that capture the causal dependencies propagation across the replicas due to the client accessing multiple replicas. (c) The definitions of (i, e_{jk}) -loop and timestamp graph can then be suitably modified to apply to the client-server architecture.

Below we only present the definition of augmented share graph. Full details of the modifications for the client-server architecture can be found in Appendix F. Recall that E is the set of edges in the share graph defined previously in Section 2.

Definition 13 (Augmented Share Graph). *Augmented share graph \hat{G} consists of vertices in $V = \{1, \dots, R\}$ and directed edges in $\hat{E} = E \cup \{e_{jk} \mid \exists \text{ client } c \text{ such that } j, k \in R_c\}$.*

For replica j, k such that $X_{jk} = \emptyset$, there is no edge in E . However, if there exists client c such that $j, k \in R_c$, then directed edges between j and k exist in \hat{E} ³.

Using the augmented share graph, we can obtain a necessary condition similar to Theorem 1, and an algorithm similar to that in Section 3.2, showing that the condition is also sufficient for achieving causal consistency in the client-server architecture.

6 Related Work

Some of the relevant work is already discussed in Section 1, therefore, it is not included here.

Causal group communication: Several protocols [4, 33, 20] have been proposed for implementing causal group multicast with overlapping groups, and a simulation-based evaluation on causal group multicast is presented in [18]. Kshemkalyani [20] studied a causal group multicast protocol wherein each message M is piggybacked with metadata consisting of the list of messages

³The timestamps for client-server architecture will not contain the extra edges in the augmented share graph, and thus no false dependencies are introduced when we extend the results.

that happened-before M and their corresponding destinations. They investigated the necessary and sufficient conditions on the destination information tracked in this piggybacked metadata. As a result, their algorithm can remove redundant information in the metadata at run-time. However, compared to our work, their result assumes a particular structure of the metadata, and the conditions do not express how the overlapping groups (or how replicas share registers in the context of shared memory) affect the size of the metadata. To the best of our knowledge, lower bound for metadata size required for causality tracking with *overlapping* multicast groups is not previously obtained.

Algorithms for message passing: The prior work on timestamps for capturing causality in message-passing is relevant here, in particular, several approaches for reducing timestamp size by exploiting communication topology information [35, 28, 21]. Charron-Bost proved minimum size of the vector clock is the number of the processes in the message passing system in order to capture causality [7]. Lower bounds on non-structured timestamps for capturing causal dependencies between events have been studied previously [29], but the results do not directly apply to our problem setting. First, the events that satisfy happened-before relation in the message passing system may be false dependencies in our partial replication setting, if the event (or update) is sent to some different replica. Second, maintaining causal consistency only concerns the causality of the updates received by the same replica, not any pair of events as in message passing system in the previous works.

Algorithms for causal consistency: H elary and Milani identified the difficulty of efficient implementation under causal consistency for partial replication [16, 30]. As discussed earlier, our work improves on the results of H elary and Milani. Milani has systematically studied mechanisms to implement causal consistency, and presented a propagation based protocol for partial replication [3]. Raynal [34] and Birman [4] studied protocols for implementing partially replicated causal objects, with an architecture similar to that in Figure 1a, but the size of the metadata is $O(mn)$ in general, where n is the number of replicas and m is the number of objects. Shen et al. [36] proposed two algorithms, *Full-Track* and *Opt-Track*, to achieve causal consistency for partial replication under relation \rightarrow_{co} proposed by Milani [3]. Their algorithms assume a particular form of the metadata, while *Full-Track* carries metadata of size $O(n^2)$ and *Opt-Track* carries metadata of optimal size. Kshemkalyani and Hsu’s work on approximate causal consistency sacrifices accuracy of causal consistencies to reduce the meta-data [19, 17].

In a somewhat different line of research, concurrent timestamp systems for shared memory, which enable processes to order operations using bounded timestamps have been explored [10, 13, 15]; the problem addressed in our work is distinct from this prior work.

7 Summary

This paper investigates partially replicated causally consistent shared memory systems. We present a tight necessary and sufficient condition on the replica timestamp and a lower bound on the size of the timestamps for implementing replica-centric causal consistency in a partially replicated system.

References

- [1] S. Almeida, J. Leit ao, and L. Rodrigues. Chainreaction: a causal+ consistent datastore based on chain replication. In *Proceedings of the 8th ACM European Conference on Computer Systems*, pages 85–98. ACM, 2013.

- [2] P. Bailis, A. Fekete, A. Ghodsi, J. M. Hellerstein, and I. Stoica. The potential dangers of causal consistency and an explicit solution. In *SoCC*, 2012.
- [3] R. Baldoni, A. Milani, and S. T. Piergiovanni. Optimal propagation-based protocols implementing causal memories. *Distributed Computing*, 18:461–474, 2006.
- [4] K. Birman, A. Schiper, and P. Stephenson. Lightweight causal and atomic group multicast. *ACM Transactions on Computer Systems (TOCS)*, 9(3):272–314, 1991.
- [5] M. Bravo, L. Rodrigues, and P. Van Roy. Towards a scalable, distributed metadata service for causal consistency under partial geo-replication. In *Middleware*, 2015.
- [6] M. Bravo, L. Rodrigues, and P. Van Roy. Saturn: a distributed metadata service for causal consistency. In *Proceedings of the Twelfth European Conference on Computer Systems*, pages 111–126. ACM, 2017.
- [7] B. Charron-Bost. Concerning the size of logical clocks in distributed systems. *Information Processing Letters*, 39(1):11–16, 1991.
- [8] T. Crain and M. Shapiro. Designing a causally consistent protocol for geo-distributed partial replication. In *PaPoC*. ACM, 2015.
- [9] M. Dahlin, L. Gao, A. Nayate, P. Yalagandula, J. Zheng, and A. Venkataramani. Practi replication. In *IN PROC NSDI*. Citeseer, 2006.
- [10] D. Dolev and N. Shavit. Bounded concurrent time-stamping. *Journal on Computing*, 1997.
- [11] J. Du, S. Elnikety, A. Roy, and W. Zwaenepoel. Orbe: scalable causal consistency using dependency matrices and physical clocks. In *SoCC*, 2013.
- [12] J. Du, C. Iorgulescu, A. Roy, and W. Zwaenepoel. Gentlerain: Cheap and scalable causal consistency with physical clocks. In *SoCC*, 2014.
- [13] C. Dwork and O. Waarts. Simple and efficient bounded concurrent timestamping or bounded concurrent timestamp systems are comprehensible! In *STOC*, 1992.
- [14] C. J. Fidge. Timestamps in message-passing systems that preserve the partial ordering. In *11th Australian Computer Science Conference*, 1987.
- [15] S. Haldar and P. Vitányi. Bounded concurrent timestamp systems using vector clocks. *Journal of the ACM (JACM)*, 49(1):101–126, 2002.
- [16] J. Hélyary and A. Milani. About the efficiency of partial replication to implement distributed shared memory. In *ICPP*, 2006.
- [17] T. Hsu and A. Kshemkalyani. Performance of approximate causal consistency for partially replicated systems. In *Proceedings of the Third International Workshop on Adaptive Resource Management and Scheduling for Cloud Computing*, pages 7–13. ACM, 2016.
- [18] M. H. Kalantar and K. P. Birman. Causally ordered multicast: the conservative approach. In *Distributed Computing Systems, 1999. Proceedings. 19th IEEE International Conference on*, pages 36–44. IEEE, 1999.

- [19] A. D. Kshemkalyani and T.-y. Hsu. Approximate causal consistency for partially replicated geo-replicated cloud storage. In *Proceedings of the Fifth International Workshop on Network-Aware Data Management*, page 3. ACM, 2015.
- [20] A. D. Kshemkalyani and M. Singhal. Necessary and sufficient conditions on information for causal message ordering and their optimal implementation. *Distributed Computing*, 11(2):91–111, 1998.
- [21] S. S. Kulkarni and N. H. Vaidya. Effectiveness of delaying timestamp computation. In *Proceedings of the ACM Symposium on Principles of Distributed Computing*, pages 263–272. ACM, 2017.
- [22] R. Ladin, B. Liskov, L. Shrira, and S. Ghemawat. Providing high availability using lazy replication. *ACM Trans. Comput. Syst.*, 10:360–391, 1992.
- [23] L. Lamport. Time, clocks, and the ordering of events in a distributed system. *Communications of the ACM*, 21(7):558–565, 1978.
- [24] W. Lloyd, M. J. Freedman, M. Kaminsky, and D. G. Andersen. Don’t settle for eventual: scalable causal consistency for wide-area storage with cops. In *SOSP*, 2011.
- [25] T. Mahmood et al. Achieving causal consistency under partial replication for geo-distributed cloud storage. 2016.
- [26] F. Mattern. Virtual time and global states of distributed systems. In *Workshop on Parallel and Distributed Algorithms*, 1988.
- [27] S. A. Mehdi, C. Littley, N. Crooks, L. Alvisi, N. Bronson, and W. Lloyd. I can’t believe it’s not causal! scalable causal consistency with no slowdown cascades. In *14th {USENIX} Symposium on Networked Systems Design and Implementation ({NSDI} 17)*, pages 453–468, 2017.
- [28] S. Meldal, S. Sankar, and J. Vera. Exploiting locality in maintaining potential causality. In *PODC*, 1991.
- [29] G. Melideo. *Tracking Causality in Distributed Computations*. PhD thesis, 2001.
- [30] A. Milani. *Causal Consistency in Static and Dynamic Distributed Systems*. PhD thesis, Università di Roma, 2006.
- [31] A. Milani. personal communication, 2019.
- [32] B. T. Moore and P. Sivilotti. Plausible clocks with bounded inaccuracy. In *International Symposium on Distributed Computing*, pages 214–228. Springer, 2005.
- [33] A. Mostefaoui and M. Raynal. Causal multicasts in overlapping groups: Towards a low cost approach. In *Distributed Computing Systems, 1993., Proceedings of the Fourth Workshop on Future Trends of*, pages 136–142. IEEE, 1993.
- [34] M. Raynal and M. Ahamad. Exploiting write semantics in implementing partially replicated causal objects. In *PDP*. IEEE, 1998.
- [35] L. E. T. Rodrigues and P. Veríssimo. Causal separators for large-scale multicast communication. In *ICDCS*. IEEE, 1995.

- [36] M. Shen, A. Kshemkalyani, and T. Hsu. Causal consistency for geo-replicated cloud storage under partial replication. In *IPDPS Workshops*, 2015.
- [37] F. J. Torres-Rojas and M. Ahamad. Plausible clocks: constant size logical clocks for distributed systems. *Distributed Computing*, 12(4):179–195, 1999.
- [38] M. Zawirski, N. Preguiça, S. Duarte, A. Bieniusa, V. Balesgas, and M. Shapiro. Write fast, read in the past: Causal consistency for client-side applications. In *Proceedings of the 16th Annual Middleware Conference*, pages 75–87. ACM, 2015.

Acknowledgements

The authors thank Alessia Milani for her feedback.

Appendices

In the appendices, we will sometimes treat the share graph (Definition 1) as an undirected graph. We will sometimes abbreviate replica-centric causal consistency as causal consistency without stating explicitly.

A Proof of Theorem 1

We prove Theorem 1 by showing that either safety or liveness property in Definition 5 will be violated if replica i is oblivious to update on any edge $e_{jk} \in E_i$. Consider an execution \mathcal{E} in which all issued updates have been applied at the relevant replicas, and replica i 's causal dependency graph is \mathcal{R} . This can happen since the system satisfies liveness property of the replica-centric causal consistency and all updates are applied within a finite time. We will now extend the execution to show contradictions. *In the following extended executions, suppose any other message that is not explicitly mentioned is delayed indefinitely.* This is possible since the system is asynchronous. From Definition 7 of edge set E_i , there are three possible types of edges in E_i , which we consider in the following three cases.

- **Case 1:** $e = e_{ij} \in E_i$:

Let \mathcal{E}_1 be an extended execution where replica i issues update u_1 on edge e_{ij} (i.e., for a register in X_{ij}) after \mathcal{E} . Suppose that the causal dependency graph of i after issuing u_1 is \mathcal{R}_1 . Let \mathcal{E}_2 be an extended execution where replica i issues update u_2 on edge e_{ij} after \mathcal{E}_1 , and let \mathcal{R}_2 be the causal dependency graph of i after issuing u_2 .

Since \mathcal{R}_1 and \mathcal{R}_2 only differ in update u_2 on edge $e = e_{ij}$, and replica i is oblivious to update on e_{ij} , the timestamp attached to u_1, u_2 that sent to j will be identical. Thus, replica j cannot determine the correct order in which to these two updates were sent (recall that the channel is not FIFO). Thus, causal consistency cannot be assured.

- **Case 2:** $e = e_{ji} \in E_i$:

Let \mathcal{E}_1 be an extended execution where replica j issues update u_1 on edge e_{ji} (i.e., for a register in X_{ij}) after \mathcal{E} , but u_1 is not yet applied at replica i . Let the causal dependency graph of i before applying u_1 be \mathcal{R}_1 . Let \mathcal{E}_2 be an extended execution where replica j issues update u_2

on edge e_{ji} after \mathcal{E}_1 , and suppose that u_1 is applied at replica i but not u_2 . Let the new causal dependency graph of i be \mathcal{R}_2 .

Since \mathcal{R}_1 and \mathcal{R}_2 only differ in updates on edge $e = e_{ji}$, and replica i is oblivious to update on e_{ji} , replica i has identical timestamps after applying u_1 and before. Thus, when replica i receives update u_2 , it cannot differentiate between the following two cases: (i) i has already received and applied update u_1 , and thus, it can now apply update u_2 . (ii) i has not yet received update u_1 , so it must wait for that update message before applying u_2 . If replica i applies u_2 when u_2 arrives (i.e., without waiting for another update message), but the situation is as in (ii), then safety requirement of causal consistency is violated. On the other hand, if replica i decides to wait, but the situation is as in (i), then another update may never be received from j , and liveness requirement of causal consistency is violated.

- **Case 3:** $e = e_{jk} \in E_i$ and there exists an (i, e_{jk}) -loop $(i, l_1, \dots, l_s = k, j = r_1, \dots, r_t, i)$:

By the definition of the (i, e_{jk}) -loop, we have

- (i) $X_{jk} - (\cup_{1 \leq p \leq s-1} X_{l_p}) \neq \emptyset$,
- (ii) $X_{jr_2} - (\cup_{1 \leq p \leq s-1} X_{l_p}) \neq \emptyset$, and
- (iii) for $2 \leq q \leq t$, $X_{r_q r_{q+1}} - (\cup_{1 \leq p \leq s} X_{l_p}) \neq \emptyset$.

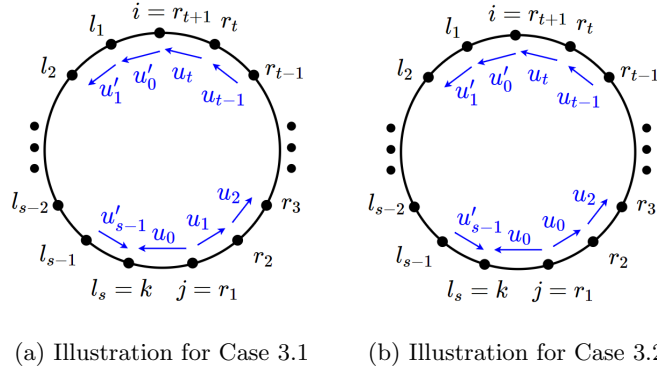


Figure 8: Examples of Timestamp Graphs

Case 3.1: $X_{jr_2} - (\cup_{1 \leq p \leq s} X_{l_p}) \neq \emptyset$, that is, X_{jr_2} has a register w_1 that is not shared by any of replicas in l_1, \dots, l_s .

Consider the following extension of \mathcal{E} as the execution \mathcal{E}_1 , as illustrated in Figure 8a.

- Initially, replica $r_1 = j$ issues an update u_0 on edge e_{jk} on register w_0 , where $w_0 \in X_{jk} - (\cup_{1 \leq p \leq s-1} X_{l_p})$, i.e. not shared by any replicas in l_1, \dots, l_{s-1} . Such w_0 exists since $X_{jk} - (\cup_{1 \leq p \leq s-1} X_{l_p}) \neq \emptyset$. Thus, u_0 is sent to l_s but not any of l_1, \dots, l_{s-1} .
- Replica $r_1 = j$ then issues update u_1 on edge $e_{r_1 r_2}$ on register $w_1 \in X_{jr_2} - (\cup_{1 \leq p \leq s} X_{l_p})$, i.e. w_1 is not shared by any replicas in l_1, \dots, l_s . Thus, u_1 is sent to r_2 but not any of l_1, \dots, l_s . The corresponding update message is next received by r_2 .
- For $p = 2$ to t : r_p receives an update message from r_{p-1} and applies the update. The update can be applied since all its causal dependencies have been applied. Then r_p issues an update on edge $e_{r_p r_{p+1}}$ on a register w_p that is not shared by any of l_1, \dots, l_s . Such w_p

exists since for $2 \leq q \leq t$, $X_{r_q r_{q+1}} - (\cup_{1 \leq p \leq s} X_{l_p}) \neq \emptyset$. Let us call this update u_p . Thus, we have constructed a sequence of updates so far such that $u_0 \hookrightarrow u_1 \hookrightarrow u_2 \hookrightarrow \dots \hookrightarrow u_t$, where $r_{t+1} = i$.

- Subsequently, i issues an update u'_0 on edge e_{il_1} . l_1 receives the update message, applies the update, and then issues an update u'_1 on edge $e_{l_1 l_2}$. The update can be applied since all its causal dependencies have been applied. Continuing in this manner, we build a sequence of updates such that $u'_0 \hookrightarrow u'_1 \hookrightarrow \dots \hookrightarrow u'_{s-1}$, where update u'_p in this chain is issued by replica l_p on edge $e_{l_p l_{p+1}}$.
- Combining the two sequences of updates, we obtain the following sequence, $u_0 \hookrightarrow u_1 \hookrightarrow u_2 \hookrightarrow \dots \hookrightarrow u_t \hookrightarrow u'_0 \hookrightarrow u'_1 \hookrightarrow u'_2 \hookrightarrow \dots \hookrightarrow u'_{s-1}$.

Now consider an alternate extension of \mathcal{E} as the execution \mathcal{E}_2 in which replica j does not initially perform update u_0 , but the remaining sequence of updates above are performed. The timestamp of replica i when issuing update u'_0 will be identical in both executions, because the causal dependency graphs at i when issuing update u'_0 only differ by updates on edge e_{jk} .

By induction, we can easily show that the timestamp attached to the update u'_{s-1} received by l_s from l_{s-1} will be identical in both executions. In performing the induction, we make use of the assumption that any other message that is not explicitly mentioned in the above executions is delayed indefinitely, including those on edges in $\{e_{r_x l_y} | r_x l_y \neq r_1 l_s\}$. In the first execution $u_0 \hookrightarrow u'_{s-1}$, but this is not the case in the second execution. If the update message from r_1 to l_s is not delivered before l_s receives the update from l_{s-1} , then replica l_s cannot determine whether it should wait for an update from r_1 or not, and either safety or liveness condition may be violated.

Case 3.2: $X_{jr_2} - (\cup_{1 \leq p \leq s} X_{l_p}) = \emptyset$. Since by condition (ii), $X_{jr_2} - (\cup_{1 \leq p \leq s-1} X_{l_p}) \neq \emptyset$, $\exists w_1 \in X_{jr_2} \cap X_{jl_s} - (\cup_{1 \leq p \leq s-1} X_{l_p})$, that is, X_{jr_2} has a register w_1 that is shared by l_s but not any of replicas in l_1, \dots, l_{s-1} .

We build two extensions of \mathcal{E} , similar to Case 3.1. Figure 8b illustrates this case.

For the first execution, replica $r_1 = j$ issues an update u_0 on the register w_1 . Since w_1 is also shared by r_2 , u_0 will be also sent and delivered to r_2 . Also, note that u_0 is sent to k, r_2 but not any of l_1, \dots, l_{s-1} . Unlike Case 3.1, no other update is performed on edge $e_{r_1 r_2}$. The remaining sequence of updates is identical to Case 3.1. This results in the following happened-before relation.

$$u_0 \hookrightarrow u_2 \hookrightarrow u_3 \hookrightarrow \dots \hookrightarrow u_t \hookrightarrow u'_0 \hookrightarrow u'_1 \hookrightarrow u'_2 \hookrightarrow \dots \hookrightarrow u'_{s-1}$$

For the second execution, replica r_1 does not issue update u_0 , but the remaining sequence of updates are performed.

By similar argument as in Case 3.1, the timestamp attached to the update u'_{s-1} will be identical in both executions, and replica l_s cannot determine whether it should wait for an update from r_1 or not, and either safety or liveness condition may be violated.

B Correctness of the Algorithm in Section 3.2

Lemma 3. *Let u be an update(j, T, x, v) with timestamp T from replica j to replica i . When $\tau_i[e_{ji}] \geq T[e_{ji}]$, u is already applied at replica i .*

Proof. Recall Step 2(b) and Step 4(b) of the replica's algorithm in Section 3.2, the only way for replica i to increment $\tau_i[e_{ji}]$ is by Step 4(b). That is, merging τ_i with timestamp T of some update, and $\tau_i[e_{ji}]$ is incremented by 1 each time. Consider the first moment when $\tau_i[e_{ji}] = T[e_{ji}]$ after merging with T' of an update u' . If u' is issued by replica j , we must have $u' = u$, since $T'[e_{ji}] = T[e_{ji}]$ and both u' and u are on edge e_{ji} . Hence u is applied at replica i . If u' is issued by replica k where $k \neq j$, the merge will not increase $\tau_i[e_{ji}]$, since in order to pass the predicate condition, we already have $\tau_i[e_{ji}] \geq T'[e_{ji}]$. This contradicts the assumption that it is the first moment when $\tau_i[e_{ji}] = T[e_{ji}]$. Hence u' cannot be issued by replica other than j , which completes the proof. \square

Lemma 4. *Let u be an update with timestamp T from replica j to i . Let u' be an update with timestamp T' from replica k to i such that $u' \hookrightarrow u$. Then $T[e_{ki}] \geq T'[e_{ki}]$ when $k \neq j$, and $T[e_{ki}] > T'[e_{ki}]$ when $k = j$.*

Proof. When $k = j$, u' and u are both updating registers shared by replica k and i . By the algorithm where write requests from client are handled, the counter of replica k 's timestamp on edge e_{ki} is incremented by Step 2(b) for each write. Hence $T[e_{ki}] > T'[e_{ki}]$ when $u' \hookrightarrow u$.

When $k \neq j$, in order to have the happen-before relation $u' \hookrightarrow u$, there exists a simple loop $(k = p_0, p_1, p_2, \dots, p_z = j, p_{z+1} = i, k)$ where $z \geq 1$, such that each replica p_i in the loop issues an update u_i to the next replica p_{i+1} such that $u' \hookrightarrow u_0 \hookrightarrow u_1 \hookrightarrow \dots \hookrightarrow u_z = u$. In general, u_0 may equal to u' , but this does not affect the proof too much, and thus is omitted here for brevity. Denote the corresponding timestamps as $T', T_0, T_1, \dots, T_z = T$ for the above updates. Denote e_{ki} as e in the following context for brevity. We will prove that $T[e] \geq T'[e]$.

We prove by induction on the length of the loop, where length is defined as the number of vertices in the loop. For the base case, where $z = 1$ and the loop has length 3, consider a loop (k, j, i) from k to i . By the definition of the timestamp graph, the timestamps of replica i, j, k all have a counter for edge e . Replica k issues u' to i , and u_0 to j . Replica j issues u to i . Since $u' \hookrightarrow u_0$, u_0 is issued by k after u' is issued, and the timestamp T_0 for u_0 satisfies $T_0[e] \geq T'[e]$. Similarly, since $u_0 \hookrightarrow u$, u is issued by j after u_0 is applied at j , which by Step 4(b) of the algorithm we have $T[e] \geq T_0[e]$. Therefore, we have $T'[e] \leq T_0[e] \leq T[e]$.

Suppose for any simple loop of length $\leq h$ where $h \geq 3$, the algorithm guarantees that $T[e] \geq T'[e]$. Now consider the case where a simple loop has length $h + 1$, we prove that the algorithm can guarantee $T[e] \geq T'[e]$. We consider the loop $\mathcal{L} = (k = p_0, p_1, p_2, \dots, p_{h-1} = j, p_h = i, k)$ of length $h + 1$, denoted as $|\mathcal{L}| = h + 1$, and the chain of updates $u' \hookrightarrow u_0 \hookrightarrow u_1 \hookrightarrow \dots \hookrightarrow u_{h-1} = u$ defined previously.

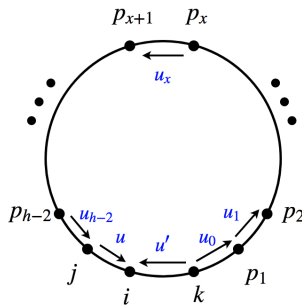


Figure 9: Illustration for loop $\mathcal{L} = (k = p_0, p_1, p_2, \dots, p_{h-1} = j, p_h = i, k)$

We follow the loop \mathcal{L} starting from k , and see when e is not contained in the timestamp graph of a replica. Recall that by the definition of timestamp graph, the timestamp of replica k and i must have a counter for e because e is a neighbor edge.

Suppose that the timestamp graph of p_{l-1} where $1 \leq l \leq h-1$ includes e , but the timestamp of p_l does not. By the definition of timestamp graph, we can consider two cases: (i) $X_{ki} - (\cup_{l+1 \leq x \leq h-1} X_{p_x}) = \emptyset$, or (ii) there exists p_x where $0 \leq x \leq l-1$, $X_{p_x p_{x+1}} - \left(\cup_{\substack{l+1 \leq y \leq h \\ p_x p_y \neq ki}} X_{p_y} \right) = \emptyset$ (both case (ii) and (iii) in Definition 6 are merged as case (ii) here).

Consider the first case. Without loss of generality, suppose update u' is an update of register $w \in X_{ki}$. Then there exists a replica p_x where $l+1 \leq x \leq h-1$ that shares w , and hence u' is also on edge e_{kp_x} . Consider the simple loop $\mathcal{L}' = (k, p_x, p_{x+1}, \dots, p_{h-1} = j, i)$ and the chain of updates $u' \hookrightarrow u_x \hookrightarrow \dots \hookrightarrow u_{h-1} = u$ on this loop. Since $x \geq l+1 \geq 2$, we have the length of the loop $|\mathcal{L}'| \leq h$. By induction assumption on this loop, we have $T[e] \geq T'[e]$.

Consider the second case. Without loss of generality, suppose update u_x is on register $w \in X_{p_x p_{x+1}}$. Then there exists a replica p_y where $l+1 \leq y \leq h$ (if $x=0$, $y \leq h-1$ by definition) such that u_x is also on edge $e_{p_x p_y}$. Then consider the simple loop $\mathcal{L}' = (k, p_1, p_2, \dots, p_x, p_y, p_{y+1}, \dots, i)$ and the chain of updates $u' \hookrightarrow u_0 \hookrightarrow u_1 \hookrightarrow \dots \hookrightarrow u_x \hookrightarrow u_y \hookrightarrow u_{y+1} \hookrightarrow \dots \hookrightarrow u_{h-1} = u$ on this loop. Since $y \geq l+1 \geq x+2$, we have the length of the loop $|\mathcal{L}'| \leq h$. By induction assumption on this loop, we have $T[e] \geq T'[e]$.

Finally, consider the case where all replicas in the loop $\mathcal{L} = (k, p_1, p_2, \dots, p_{h-1} = j, p_h = i, k)$ have edge e in their timestamp graph. Recall the chain of updates $u' \hookrightarrow u_0 \hookrightarrow u_1 \hookrightarrow \dots \hookrightarrow u_{h-1} = u$ and their corresponding timestamps $T', T_0, T_1, \dots, T_{h-1} = T$ defined previously. Due to the happened-before relation in $u' \hookrightarrow u_0 \hookrightarrow u_1 \hookrightarrow \dots \hookrightarrow u_{h-1} = u$, u_x is applied at replica p_{x+1} before u_{x+1} is issued by replica p_{x+1} for $0 \leq x \leq h-2$. By Step 4(b) of our algorithm, we have $T_x[e] \leq T_{x+1}[e]$ for $0 \leq x \leq h-2$, which implies $T_0[e] \leq T_{h-1}[e] = T[e]$. Since $u' \hookrightarrow u_0$, u_0 is issued after u' is issued, we have $T'[e] \leq T_0[e]$, which proves that $T'[e] \leq T[e]$.

Therefore, for all the cases, we proved that $T'[e] \leq T[e]$ for a simple loop of length $h+1$. By induction, the algorithm can guarantee that $T[e] \geq T'[e]$ for any loop $(k, p_1, p_2, \dots, j, i, k)$. \square

Lemma 5. *When an update u is applied by replica i , any update u' on register $x \in X_i$ such that $u' \hookrightarrow u$ is already applied in the replica.*

Proof. If u is issued by another replica j and propagated to replica i , let u' be an update in the causal past of u . That is, $u' \hookrightarrow u$ and u' is on some register that is stored by replica i . If u' is issued by replica i , then it is already applied at replica i , otherwise u' will not be in the causal past of u . Suppose u' is issued by some replica k for a register in X_{ki} , and propagated from k to i . Let T be the timestamp of update u , and T' be the timestamp of update u' . By Lemma 4, $T[e_{ki}] \geq T'[e_{ki}]$ when $k \neq j$, and $T[e_{ki}] > T'[e_{ki}]$ when $k = j$.

First consider the case $k \neq j$. When the update u passes predicate \mathcal{J} at replica i , we have $T[e_{ki}] \leq \tau_i[e_{ki}]$ where τ_i is the timestamp of replica i . This implies $T'[e_{ki}] \leq T[e_{ki}] \leq \tau_i[e_{ki}]$. By Lemma 3, u' is already applied in the replica i .

Then consider the case $k = j$. When the update u passes predicate \mathcal{J} , we have $T[e_{ki}] - 1 \leq \tau_i[e_{ki}]$ where τ_i is the timestamp of replica i . This also implies $T'[e_{ki}] \leq T[e_{ki}] - 1 \leq \tau_i[e_{ki}]$. By Lemma 3, u' is already applied in the replica i .

If u is issued by replica i , let u' be an update in the causal past of u . Similarly, if u' is issued by replica i , it is already applied at i . If u' is issued by some other replica j , then there must exist another update u'' issued by some replica other than i such that $u' \hookrightarrow u'' \hookrightarrow u$ and u'' is applied at replica i . Then by the same argument of the previous case, u' is already applied at replica i . \square

Theorem 3. *The algorithm in Section 3.2 achieves replica-centric causal consistency.*

Proof. Safety property is implied by Lemma 5.

Liveness property can be shown as follows. According to the algorithm, replica’s timestamp is updated only when an update is applied locally. The timestamp of an update u is equal to the replica’s timestamp when it is issued. And the value of each edge index in the timestamp reflects the dependent updates in that edge. Thus when all dependencies of an update u from server k are applied at some replica i , the timestamp of server i satisfies that $\tau_i[e_{ki}] = T[e_{ki}] - 1$ since the dependent updates from k has been applied, and $\tau_i[e_{ji}] \geq T[e_{ji}]$ since the dependent updates from other replica j has been applied for each $e_{ji} \in E_i \cap E_k$, $j \neq k$. Then by Step 4 of our algorithm u will be applied at server i . □

C Numerical Results

We numerically evaluate the timestamp size of our algorithm, comparing to H elary and Milani’s results mentioned in Section 3.3. The comparison in this section demonstrates the effectiveness of our timestamps.

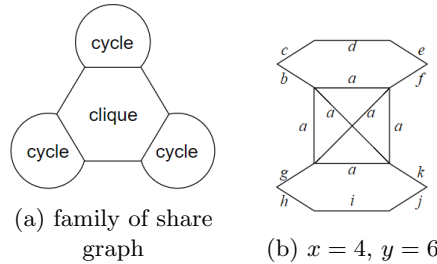


Figure 10: Illustration for the share graph

The family of share graph we consider is illustrated in Figure 10a. The share graph consists of a clique of size x (x is even), and $\frac{1}{2}x$ cycles of size y attached to the clique. Each cycle shares exactly one edge with the clique, and thus there are totally $x + \frac{1}{2}x \cdot (y - 2)$ nodes in the graph. The labels are identical for all edges in the clique (including those shared with the cycles), and the labels are distinct for all edges in all cycles (excluding those shared with the clique). A concrete example of share graph with $x = 4$ and $y = 6$ is given in Figure 10b.

According to our definition of the timestamp graph (Definition 7), we can compute the timestamp size measured in the number of edge counters at each replica. Due to the existence of the clique, nodes in one cycle do not need to keep counters for directed edges in other cycles. The reason is similar to the argument for the example in Figure 6. For any replica in the clique (including those connected with the cycles), its timestamp graph contains all directed edges in the clique and the cycle that shares this replica. Therefore the timestamp size is

$$x(x - 1) + 2(y - 1)$$

For any replica in the cycle (excluding those connected with the clique), its timestamp graph contains all directed edges in the cycle, and incoming edges at those two replica shared by the cycle and the clique. Therefore the timestamp size is

$$2(x - 1) + 2(y - 1)$$

Hence the average timestamp size of our algorithm can be computed as

$$\begin{aligned} & \frac{x \cdot (x(x-1) + 2(y-1)) + (\frac{1}{2}x(y-2)) \cdot (2(x-1) + 2(y-1))}{x + \frac{1}{2}x(y-2)} \\ &= 2(x+y-2) + \frac{2(x^2 - 3x + 2)}{y} \end{aligned}$$

As for H elary and Milani’s results [16] (referred as original results in the following context), we can easily observe that all nodes in the graph need to keep counters for every directed edges in the share graph, thus resulting in timestamp size

$$x(x-1) + 2(y-1) \cdot \frac{1}{2}x = x^2 - 2x + xy$$

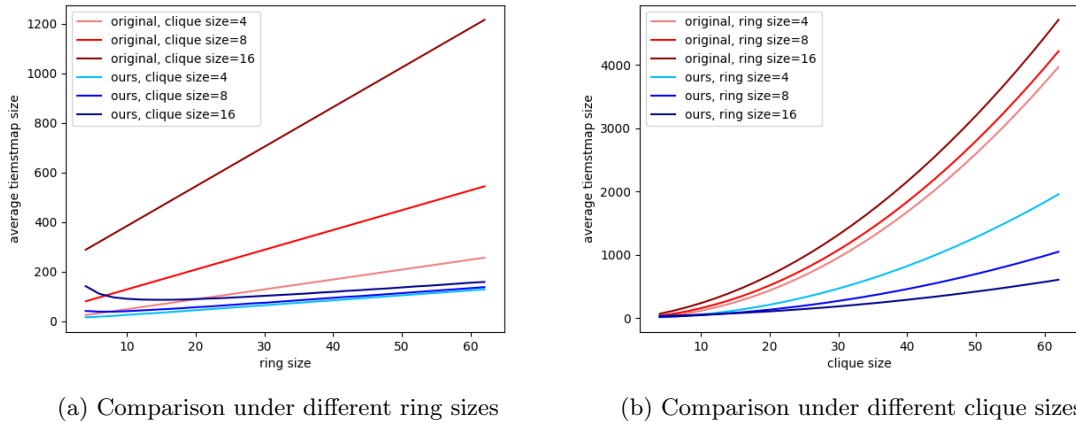


Figure 11: Comparison of average timestamp size

We show the comparison of our timestamp size and the origin results in Figure 11 below. In Figure 11a, we plot how the average timestamp size changes with increasing ring sizes, while the clique size is fixed to be 4, 8, 16 respectively. In Figure 11b, we plot how the average timestamp size changes with increasing clique sizes, while the ring size is fixed to be 4, 8, 16 respectively. As we can observe from both figures, the original timestamp size is much larger than our timestamp size in most cases. Moreover, the original timestamp size increases significantly as either ring size or clique size grows, while the increment in our timestamp size is much smaller in comparison.

To further compare the timestamp sizes of our algorithm and the original results, we compute the ratio of our timestamp size over original timestamp size, and plot the ratio with different clique sizes and ring sizes in Figure 12. As we can observe from the figure, the ratio reduces dramatically as ring size or clique size increases. For instance, with ring size and clique size ≥ 16 , the ratio is already less than 0.2. We can also observe that ratio decreases fast when ring size and clique size are close to each other.

D Proof of Lemma 2

We will use the following terminology often:

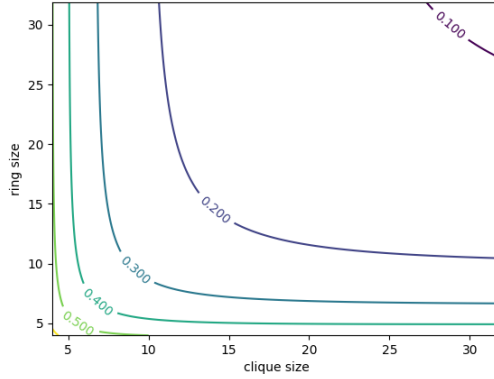


Figure 12: Timestamp size ratio

- *Propagating causal past*: Replica i is said to propagate causal past S to replica j if replica i send an update message to replica j when the causal past of replica i is S .
- *Update on edge e_{ij} in the share graph*: An update u is said to be on edge e_{ij} when the update is issued by replica i , and the modified register is in X_{ij} . Thus, an update belonging to edge e_{ij} will result in an update message being sent from replica i to replica j .
- Set difference $A - B$ is defined as $A - B = \{ a \mid a \in A, a \notin B \}$.
- *Growing the causal past*: We say that, after a certain step, the causal past of a replica grows by S , provided that the causal past of the replica after that step is the union of S with its casual past before the said step is performed.

We also have the following observation for the proof:

Observation 1: To achieve causal consistency, it is necessary and sufficient that, before a replica i applies an update u_1 , it has applied any other update u_2 on any of its incoming edges such that $u_2 \hookrightarrow u_1$. Then the safety property of the replica-centric causal consistency is satisfied. Once replica i has received update messages for *all* the updates issued by i 's neighbors that are happened-before u_1 , replica i will eventually be able to apply update u_1 . Then the liveness property of the replica-centric causal consistency is also guaranteed. While the order in which the updates are received by replica i from its neighbors may affect how long the updates are buffered, the order does not affect the ability to apply update u_1 after all the causally preceding updates are received. To reiterate, once all of the updates from i 's neighbors that happened-before u_1 are applied at i , update u_1 can be applied at i . We will make use of this observation in our proofs.

Recall the statement of Definition 12 and Lemma 2:

Definition 12 (conflict). *Given share graph $G = (V, E)$, for two possible causal pasts S_1, S_2 of replica i , S_1 and S_2 conflict if following conditions hold:*

1. $\forall e \in E, S_1|_e \neq \emptyset \neq S_2|_e$, and
2. $\exists e \in E$ such that $S_1|_e \subset S_2|_e$, where $e = e_{ij}$ or $e = e_{ji}$ or \exists a simple loop $(i, l_1, \dots, l_s, r_1, \dots, r_t, i = r_{t+1}) \in G$ where $e = e_{r_1 l_s}$ such that

$$(1) S_1|_{e_{r_p l_q}} = S_2|_{e_{r_p l_q}} \text{ for } 1 \leq p \leq t + 1, 1 \leq q \leq s \text{ and } e_{r_p l_q} \neq e, \text{ and}$$

$$(2) S_x|_{e_{r_p r_{p+1}}} - \cup_{1 \leq q \leq s} S_x|_{e_{r_p t_q}} \neq \emptyset \text{ for } 1 \leq p \leq t \text{ and } x = 1, 2$$

Lemma 2. *Consider two possible causal pasts S_1, S_2 of replica i . If S_1 and S_2 conflict, then distinct timestamps must be assigned to them for ensuring the safety and liveness properties in Definition 5.*

Proof of Lemma 2

Proof. The proof is by contradiction. Suppose that there exists two causal pasts of replica i , say S_1 and S_2 , that satisfy the conditions in Lemma 2, but both are assigned the same timestamp. We will show that either safety or liveness property in Definition 5 will be violated. By condition 1, S_1 and S_2 satisfy $|S_1|_e| \geq 1$ and $|S_2|_e| \geq 1$ for $\forall e \in E$. Additionally, S_1 and S_2 satisfy condition 2 in Lemma 2. We consider each case of condition 2 separately.

In the following constructed executions, suppose all other message that is not explicitly mentioned is delayed indefinitely. This is possible since the system is asynchronous.

Case 1: There exists $e_{ij} \in E$ such that $S_1|_{e_{ij}} \subset S_2|_{e_{ij}}$.

Let $U_1 = S_2|_{e_{ij}} - S_1|_{e_{ij}}$. U_1 is non-empty because $S_1|_{e_{ij}} \subset S_2|_{e_{ij}}$. U_1 contains updates issued by replica i that are on edge e_{ij} in S_2 but not in S_1 (i.e., the updates correspond to registers in $X_i \cap X_j$).

Now we construct two different executions, \mathcal{E}_1 and \mathcal{E}_2 , with the following properties: After execution \mathcal{E}_1 , replica i will have causal past S_1 , and after execution \mathcal{E}_2 , replica i will have causal past S_2 . After both executions, replica j will have an identical causal past, which we will name S^* . We will then extend both executions by issuing an update at replica i , and derive a contradiction.

Recall from Definition 8 that a causal past can be represented as a set of updates – in particular, the happened-before relation is not explicitly included in the causal past.

In order to create the desired executions, we will use a *propagation* procedure that specifies the order of operations performed at various replicas. This propagation procedure is presented below. The procedure takes as input a rooted spanning tree $Tree$, identifier a of a replica in the spanning tree, and a causal past S that is feasible at the specified replica a .

In the propagation algorithm, $\pi(b)$ denotes the parent of b in the rooted tree $Tree$.

Procedure *Propagation*($Tree, a, S$)

if a has at least one child in $Tree$ **then**

foreach child c of a in $Tree$ chosen in a predefined order **do**

 | *Propagation*($Tree, c, S$)

end

else

 Replica a issues all the updates in $S|_a$ in a sequential order such that (i) the updates in $S|_a - S|_{e_{a\pi(a)}}$ are all issued before any update in $S|_{e_{a\pi(a)}}$ is issued, (ii) update messages sent to replicas that are *not ancestors* (including descendents) of a in $Tree$ are not delivered until a later time (the proof will elsewhere specify when these “held back” update messages are delivered).

 For each ancestor i of a , wait until all updates in $S|_{e_{ai}}$ are applied at i . (Note that updates in $S|_{e_{ai}}$ will be eventually applied at i . This is true because the dependencies of these updates are either updates issued by a or by replicas in the subtree rooted at a in $Tree$. Such updates have been propagated and performed at i already.)

end

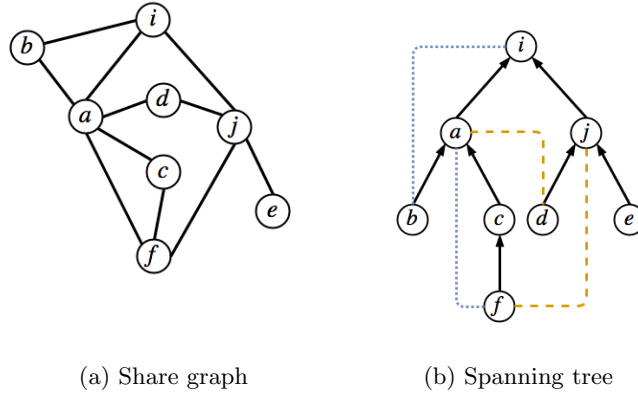


Figure 13: Illustration for Propagation

A simple example of the spanning tree constructed in the procedure *Propagation* is illustrated in Figure 13b, which is based on share graph in Figure 13a. The directed edges in Figure 13b represents child-father relation in the spanning tree. The blue dotted edges connect neighbors in the share graph such that one replica is an ancestor of another in the spanning tree. The brown dotted edges connect the rest of the neighbors in the share graph. The procedure *Propagation* essentially let the replicas issue their updates in the post-order of their positions in the spanning tree, and the updates will forward along the spanning tree until reaching the root. In this example the order of replica issuing updates is b, f, c, a, d, e, j, i . Notice that we let the updates to ancestors to be applied, but delay those are not. For example, updates from f to a are applied, whereas updates from f to j are delayed.

The following claim is easy to prove, due to the manner in which the updates are performed during the Propagation procedure.

Claim 1. Consider replica b in the subtree of $Tree$ rooted at a . Then after $Propagation(Tree, a, S)$, the causal past at replica b grows by $\cup_{c \in subtree_b} S|_c$ where $subtree_b$ is the subtree rooted at b in $Tree$.

The procedure *CreateExecution* described next uses procedure *Propagation* above. Note that the procedure takes edge e_{ij} as input.

Procedure $CreateExecution(S_f, S_l, e_{ij})$

- Recall that we assume that graph G is connected.^a Then there exists a spanning tree SP that is rooted at replica i , such that j is a child of i in the spanning tree, and all the descendents of j in the tree only have a path to i via j (namely no descendent of j is a direct neighbor of i).

Such a spanning tree necessarily exists because G is connected, and i and j are neighbors in the share graph. The following steps are performed starting from the initial states at all the replicas.

- Replica i issues updates in $S_f|_{e_{ij}}$: The corresponding update messages are delivered to replica j , and j applies these updates. However, the update messages corresponding to these updates are not delivered to any other replica until the end of the (finite) duration of interest in this proof.
- Perform procedure $\text{Propagation}(SP, i, S_f - S_f|_{e_{ij}})$

After the above steps, the causal past at i is S_f , the causal past at j is $S_f|_{e_{ij}} \cup (\cup_{b \in \text{subtree}_j} S_f|_b)$, and the causal past at any other replica k is $\cup_{b \in \text{subtree}_k} S_f|_b$.

- Let S be a set of updates containing at least one update on each edge of the spanning tree SP .

For each child c of i in SP , perform procedure $\text{Propagation}(\text{subtree}_c, c, (S_l - S_f) \cup S)$. Observe that, in this step, i does not issue any updates, nor apply any updates.

After the above steps, the causal past at i remains S_f , the causal past at j is $S_f|_{e_{ij}} \cup (\cup_{b \in \text{subtree}_j} (S_f \cup S_l \cup S)|_b)$, and that at any other replica k in the spanning tree is $\cup_{b \in \text{subtree}_k} (S_f \cup S_l \cup S)|_b$.

- During the instantiations of the *Propagation* procedure above, updates sent by neighbor k of replica j , such that $k \neq i$ and k is not a descendent of j in SP , are “held back” (i.e., delayed in the communication channels). We now allow all of those updates to be delivered to j . Observation 1 ensures that these updates can be applied once j has received all the update messages. After these updates have been applied, each neighbor $k \neq i$ of j in G (e_{kj} is not necessarily an edge in the spanning tree) issues an additional update u_k on edge e_{kj} that is subsequently applied at j . u_k can be applied, since all dependencies on the incoming neighbor edges of j have been applied. These u_k updates are held back on all other edges on which they may be propagated. The u_k updates are meant to ensure that j will have in its causal past above all the updates from j ’s neighbors that are also in i ’s causal past S_f .

After this step, the causal past at j is

$$S_f|_{e_{ij}} \cup (\cup_{b \in \text{subtree}_j} (S_f \cup S_l \cup S)|_b) \cup \left(\cup_{\substack{e_{kj} \in G, k \neq i \\ b \in \text{subtree}_k}} (S_f \cup S_l \cup S)|_b \right) \cup (\cup_{e_{kj} \in G, k \neq i} u_k)$$

^aPartitioned G can be handled similarly without affecting the results.

Create executions \mathcal{E}_1 and \mathcal{E}_2 We create executions \mathcal{E}_1 and \mathcal{E}_2 such that at the end of these executions the causal pasts of i are S_1 and S_2 , respectively, and the causal past at j is identical in both cases.

- Execution \mathcal{E}_1 is created by performing $\text{CreateExecution}(S_1, S_2, e_{ij})$, i.e., $S_f = S_1$ and $S_l = S_2$. At the end of execution \mathcal{E}_1 , the causal past at i is S_1 , and by (1), the causal past at j is

$$S^* = S_1|_{e_{ij}} \cup (\cup_{b \in \text{subtree}_j} (S_1 \cup S_2 \cup S)|_b) \cup \left(\cup_{\substack{e_{kj} \in G, k \neq i \\ b \in \text{subtree}_k}} (S_1 \cup S_2 \cup S)|_b \right) \cup (\cup_{e_{kj} \in G, k \neq i} u_k)$$

- Recall that $U_1 = S_2|_{e_{ij}} - S_1|_{e_{ij}}$. Execution \mathcal{E}_2 is created by first performing $CreateExecution(S_2 - U_1, S_1, e_{ij})$, followed by i issuing updates in U_1 , but with the delivery of the update message corresponding to U_1 being delayed at j .

After performing $CreateExecution(S_2 - U_1, S_1, e_{ij})$, the causal past at i is $S_2 - U_1$, and by (1), the causal past at j is

$$(S_2 - U_1)|_{e_{ij}} \cup \left(\bigcup_{b \in subtree_j} ((S_2 - U_1) \cup S_1 \cup S)|_b \right) \cup \left(\bigcup_{\substack{e_{kj} \in G, k \neq i \\ b \in subtree_k}} ((S_2 - U_1) \cup S_1 \cup S)|_b \right) \cup \left(\bigcup_{e_{kj} \in G, k \neq i} u_k \right)$$

Observe that S_2 and $S_2 - U_1$ only differ over outgoing edges at replica i , and by definition of U_1 , we have $(S_2 - U_1)|_{e_{ij}} = S_1|_{e_{ij}}$. Therefore, the causal past at j after $CreateExecution(S_2 - U_1, S_1, e_{ij})$ is also

$$S^* = S_1|_{e_{ij}} \cup \left(\bigcup_{b \in subtree_j} (S_1 \cup S_2 \cup S)|_b \right) \cup \left(\bigcup_{\substack{e_{kj} \in G, k \neq i \\ b \in subtree_k}} (S_1 \cup S_2 \cup S)|_b \right) \cup \left(\bigcup_{e_{kj} \in G, k \neq i} u_k \right)$$

This is identical to the causal past at j after execution \mathcal{E}_1 . In \mathcal{E}_2 , after $CreateExecution(S_2 - U_1, S_1, e_{ij})$, replica i performs updates U_1 on e_{ij} , but the update messages are not delivered to process j until a later time. Then, after execution \mathcal{E}_2 , the causal past of i will be S_2 and the causal past at j remains same as that shown above.

By Constraint 1, the local timestamps of replica j only depends on its causal past, and thus, at the end of both executions above, j has the same timestamp. In other words, replica j cannot determine whether the execution is \mathcal{E}_1 or \mathcal{E}_2 . Also, by assumption, replica i assigns the same timestamps for causal pasts S_1 and S_2 , thus, replica i also has the same timestamp at the end of the two executions.

Now we extend both the executions by replica i issuing an update u^* on edge e_{ij} . Update message for update u^* is delivered to replica j – note that the update messages for updates in U_1 in execution \mathcal{E}_2 have not been delivered. This is feasible because the communication channel is not FIFO.

Deriving contradiction When update u^* is received by replica j from replica i , replica j must decide whether it is appropriate to apply this update. From replica j 's perspective, the two executions are indistinguishable at the time it receives update u^* .

- On receipt of u^* , if replica j assumes that it is in execution \mathcal{E}_1 but the actual execution is \mathcal{E}_2 , then replica j may apply u^* before receiving update messages in U_1 , which will violate the safety property of the replica-centric causal consistency.
- On receipt of u^* , if replica j assumes that it is in execution \mathcal{E}_2 , it will wait to receive the delayed update message (corresponding to U_1). However, if the actual execution is \mathcal{E}_1 , then replica j will wait forever for these messages (which were not sent by i). Then replica j will never apply update u^* , even if all the dependencies of u^* have been applied, which violates the liveness property of the replica-centric causal consistency.

The above contradictions show that replica i must assign different timestamps for causal pasts S_1 and S_2 .

Case 2: There exists $e_{ji} \in E$ such that $S_1|_{e_{ji}} \subset S_2|_{e_{ji}}$.

Let $U_2 = S_2|_{e_{ji}} - S_1|_{e_{ji}}$. U_2 is non-empty because $S_1|_{e_{ji}} \subset S_2|_{e_{ji}}$.

Create executions \mathcal{E}_3 and \mathcal{E}_4

We now define two executions similar to Case 1 above, using the spanning tree SP and $subtree_j$ defined previously in *CreateExecution*.

- Execution \mathcal{E}_3 : To construct execution \mathcal{E}_3 , first $Propagation(SP, i, S_1)$ is performed. After this procedure, the causal past at i is S_1 , and the causal past at j is $\cup_{b \in subtree_j} S_1|_b$.

Next, procedure $Propagation(subtree_j, j, (S_2 - S_1) \cup S)$ is performed. Note that updates in U_2 are issued by j but not delivered to i in the above procedure. After this procedure, the causal past at i remains S_1 , and the causal past at j is $\cup_{b \in subtree_j} (S_1 \cup S_2 \cup S)|_b$.

- Execution \mathcal{E}_4 : To construct execution \mathcal{E}_4 , first $Propagation(SP, i, S_2)$ is performed. After this procedure, the causal past at i is S_2 , and the causal past at j is $\cup_{b \in subtree_j} S_2|_b$.

Next, procedure $Propagation(subtree_j, j, (S_1 - S_2) \cup S)$ is performed. After this procedure, the causal past at i remains S_2 , and the causal past at j is $\cup_{b \in subtree_j} (S_1 \cup S_2 \cup S)|_b$.

By Constraint 1, the local timestamps of replica j only depends on its causal past, and thus, at the end of both executions above, j has the same timestamp. In other words, replica j cannot determine whether the execution is \mathcal{E}_3 or \mathcal{E}_4 . Also, by assumption, replica i assigns the same timestamps for causal pasts S_1 and S_2 , thus, replica i also has the same timestamp at the end of the two executions.

Now we extend both the executions by replica j issuing an update u^* on edge e_{ji} . Update message for update u^* is delivered to replica i – note that the update messages for updates in U_2 issued by replica j in execution \mathcal{E}_3 have not been delivered at replica i yet. This is feasible because the communication channel is not FIFO.

Deriving contradiction

When update u^* is received by replica i from replica j , replica i must decide whether it is appropriate to apply this update. From replica i 's perspective, the two executions are indistinguishable at the time it receives update u^* .

- On receipt of u^* , if replica i assumes that it is in execution \mathcal{E}_4 but the actual execution is \mathcal{E}_3 , then replica i may apply u^* before receiving update messages for U_2 , which violates the safety property of the replica-centric causal consistency.
- On receipt of u^* , if replica i assumes that it is in execution \mathcal{E}_3 , it will wait to receive the delayed update message (corresponding to U_2). However, if the actual execution is \mathcal{E}_4 , then replica i will wait forever for these messages (which have been previously applied by i already). Then replica i will never apply update u^* , even if all the dependencies of u^* have been applied, which violates the liveness property of the replica-centric causal consistency.

The above contradictions show that replica i must assign different timestamps for causal pasts S_1 and S_2 .

Case 3: There exists $e = e_{r_1 l_s} \in E$ and a simple loop $(i, l_1, \dots, l_s, r_1, \dots, r_t, r_{t+1} = i) \in G$ such that

- (1) $S_1|_e \subset S_2|_e$ and
- (2) $S_1|_{e_{r_p l_q}} = S_2|_{e_{r_p l_q}}$ for $1 \leq p \leq t+1, 1 \leq q \leq s$ and $e_{r_p l_q} \neq e_{r_1 l_s}$, and
- (3) $S_x|_{e_{r_p r_{p+1}}} - \cup_{1 \leq q \leq s} S_x|_{e_{r_p l_q}} \neq \emptyset$ for $1 \leq p \leq t$ and $x = 1, 2$

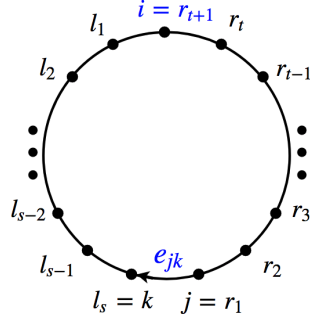


Figure 14: Illustration for Case 3

Let $U_3 = S_2|_e - S_1|_e$, by condition (1) above $U_3 \neq \emptyset$. By condition (2) above, we can show that $U_3 \cap (\cup_{1 \leq q \leq s-1} S_2|_{e_{r_1 l_q}}) = \emptyset$. Otherwise, if $\exists u \in U_3 \cap (\cup_{1 \leq q \leq s-1} S_2|_{e_{r_1 l_q}})$, then $u \in S_2|_e$ and $u \in \cup_{1 \leq q \leq s-1} S_2|_{e_{r_1 l_q}}$. By condition (2), $u \in \cup_{1 \leq q \leq s-1} S_1|_{e_{r_1 l_q}}$ and hence $u \in S_1|_e$, which contradicts the definition of U_3 .

The proof in this case is analogous to the proof of Case 1. Condition (2) is key to this proof. In particular, condition (2) makes it possible to ensure that the updates in U_3 appear in the causal past of replica i without them being in the causal past replicas l_q , $1 \leq q \leq s$. We will construct two executions \mathcal{E}_5 and \mathcal{E}_6 below. These executions will satisfy the following two properties:

- The causal past of replica i at the end of these executions is S_1 and S_2 , respectively.
- The causal past of replica l_q , $1 \leq q \leq s$, is identical after both executions, and, in particular, the causal past does not include U_3 .

The two executions will then be used to arrive at a contradiction, similar to Case 1.

In graph G , there exists a directed spanning tree T rooted at i such that the paths i, l_1, \dots, l_s , and i, r_t, \dots, r_1 belong to this spanning tree.

Define $\mathbf{H} = \{e_{r_p l_q} \mid 1 \leq p \leq t+1, 1 \leq q \leq s\}$.

We will show how to build executions \mathcal{E}_5 and \mathcal{E}_6 below. Since the steps in building the two executions are quite similar, we will present the two executions together.

1. **Step 1 for \mathcal{E}_5 and \mathcal{E}_6 :** In step 1, each replica r_p , $1 \leq p \leq t+1$, issues updates in $S_1|_{e_{r_p l_q}}$ for $e_{r_p l_q} \in \mathbf{H}$. From condition (2), we know that for each edge $e_{r_p l_q} \in \mathbf{H} - \{e\}$, $S_1|_{e_{r_p l_q}} = S_2|_{e_{r_p l_q}}$. In both executions \mathcal{E}_5 and \mathcal{E}_6 these updates are applied at replicas in l_1, l_2, \dots, l_s in an identical order. Thus, each replica has an identical causal past at this point in both \mathcal{E}_5 and \mathcal{E}_6 . In particular, replica r_p , $2 \leq p \leq t+1$, has causal past equal to $\cup_{1 \leq q \leq s} S_1|_{e_{r_p l_q}} = \cup_{1 \leq q \leq s} S_2|_{e_{r_p l_q}}$. The causal past for r_1 equals $\cup_{1 \leq q \leq s} S_1|_{e_{r_1 l_q}} = \cup_{1 \leq q \leq s} S_2|_{e_{r_1 l_q}} - U_3$.

Step 1.1 for \mathcal{E}_6 : Replica r_1 issues updates in U_3 , however, the corresponding update messages are not yet delivered to the recipient replicas (including l_s). By the previous argument, the updates in U_3 are not on any edge $e_{r_1 l_q}$ for $1 \leq q \leq s$, hence the causal past for l_1, l_2, \dots, l_s remains unchanged after this step. Step 1.1 only grows the causal past of r_1 in \mathcal{E}_6 by U_3 to become $\cup_{1 \leq q \leq s} S_2|_{e_{r_1 l_q}}$. The causal pasts of other replicas remain unchanged.

Step 2: First we let all above updates from Step 1 on edges $e_{r_p r_{p+1}}$ to be delivered at r_{p+1} for $1 \leq p \leq t$. After that all replica still has an identical causal past, except r_1 and r_2 .

Recall that, by condition (3), $S_1|_{e_{r_p r_{p+1}}} - \cup_{1 \leq q \leq s} S_1|_{e_{r_p l_q}} \neq \emptyset$ for $1 \leq p \leq t$. Hence, in execution \mathcal{E}_5 , there exists at least one more update in causal history S_1 on each edge on the path r_1, r_2, \dots, r_t, i in tree T that has not been issued in the above step. Similar property holds for S_2 in execution \mathcal{E}_6 . These properties are necessary for the desired outcome below from performing *Propagation* procedure. (Recall that tree T is defined in the earlier discussion of Case 3.)

Step 2 for Execution \mathcal{E}_5 : Procedure $Propagation(T, i, S_1 - \cup_{e_{r_p l_q} \in \mathbf{H}} S_1|_{e_{r_p l_q}})$ is performed. After the *Propagation* step, causal past at replica i will be S_1 .

Step 2 for Execution \mathcal{E}_6 : Procedure $Propagation(T, i, S_2 - \cup_{e_{r_p l_q} \in \mathbf{H}} S_2|_{e_{r_p l_q}})$ is performed. After the *Propagation* step, causal past at replica i will be S_2 .

Step 3: Let S be a set of updates that includes at least one update on each edge from a child node to a parent node in the spanning tree T , with the constraint that any update on edge $e_{r_p r_{p+1}}$ occurs on a register in $X_{r_p r_{p+1}} - \cup_{e_{r_p l_q} \in \mathbf{H}} X_{r_p l_q}$ for $1 \leq p \leq t$. Condition (3) ensures that such registers necessarily exist. The intent here is to prevent the future updates (below) at replicas r_1, \dots, r_t from affecting the causal pasts at l_1, l_2, \dots, l_s .

Step 3 for Execution \mathcal{E}_5 : For each child c of i in tree T , perform procedure $Propagation(subtree_c, c, (S_2 - S_1) \cup S)$, where $subtree_c$ is the sub-tree of T rooted at c . In this step, i does not issue any updates, nor perform any updates.

Step 3 for Execution \mathcal{E}_6 : For each child c of i in tree T , perform procedure $Propagation(subtree_c, c, (S_1 - S_2) \cup S)$. In this step, i does not issue any updates, nor perform any updates.

Recall from condition (2) that $(S_1 - S_2)|_{e_{r_p l_q}} = \emptyset = (S_2 - S_1)|_{e_{r_p l_q}}$ for $r_p l_q \in \mathbf{H} - \{e\}$. That is, in this step, replicas r_p do not issue updates on the edges in $\mathbf{H} - \{e\}$. This guarantees that information about the number of updates performed on edge e in this step will not leak to replicas l_1, \dots, l_s in subsequent steps.

After step 3, the causal past at i remains unchanged (i.e., S_1 in Execution \mathcal{E}_5 , and S_2 in \mathcal{E}_6).

In both executions, the causal past at replica $d \in V - \{i, l_1, \dots, l_s\}$ is identical, specifically,

$$\cup_{p \in subtree_d} (S_1 \cup S_2 \cup S)|_p$$

Similarly, it should be easy to see that the causal past at l_q , $1 \leq q \leq s$ is also identical in both the executions after step 3. To ensure this outcome, it is important that in Step 1 of both executions, the updates are issued by each r_p , $1 \leq p \leq t + 1$, in identical order.

Step 4 for \mathcal{E}_5 and \mathcal{E}_6 : The goal in Step 4 is to ensure that the causal past of replica $l_q \in \{l_1, \dots, l_s\}$ includes in its causal past all the updates in $S_1 \cup S_2 - U_3$ that modify the registers stored at l_q . Except for the update messages corresponding to U_3 on edge e , any pending updates (from *Propagation* procedures above) from neighbors of l_q ($1 \leq q \leq s$) are delivered to l_q .

From prior steps, observe that the updates in U_3 are only in the causal pasts of replicas r_1, \dots, r_t in both executions, and also in the causal past of i in execution \mathcal{E}_6 . Note that there are no pending updates on edges in $\mathbf{H} - \{e\}$, since we applied the updates on edges in $\mathbf{H} - \{e\}$ in Step 1 of both executions, and no further updates on those edges are issued in step 3. Thus, U_3 is not in the causal past of any pending updates delivered in Step 4 above. This, together with Observation 1 implies that these newly delivered updates can be applied at l_q after all of these update messages have been delivered to l_q .

The set of above updates applied at l_q is identical in both executions, however, their causal pasts may differ in the two executions. It is because in execution \mathcal{E}_5 updates in S_1 are issued first and then those in $(S_2 - S_1) \cup S$, but in execution \mathcal{E}_6 updates in S_2 are issued first and then those in $(S_1 - S_2) \cup S$. The different order of how updates are issued may result in different causal past of the set of above updates delivered to l_q . To equalize the causal pasts at replicas l_q , $1 \leq q \leq s$, we let each neighbor of l_q except $r_1, \dots, r_t, r_{t+1} = i$, issue one more update on the edge to l_q , and this update is then applied at l_q . Each above update carries the same causal past in both executions, since the causal past at the neighbors where the update is issued are identical at the time when issuing the update. Then the causal pasts at l_q are equalized. After these steps, causal past at replica l_q , $1 \leq q \leq s$ is identical in both executions. Since, in this step, no additional update on $e_{r_p l_q} \in \mathbf{H}$ is applied at l_q , $1 \leq q \leq s$, the causal past at replicas l_1, l_2, \dots, l_s does not contain U_3 after both executions above.

Step 5 for \mathcal{E}_5 and \mathcal{E}_6 : Both executions in Step 5 issue a chain of updates $(u_0, u_1, \dots, u_{s-1})$ along the path $(i, l_1, l_2, \dots, l_s)$. Specifically, replica i issues update u_0 on edge $e_{i l_1}$, l_1 issues u_1 on edge $e_{l_1 l_2}$, \dots , l_{s-1} issues update u_{s-1} on edge $e_{l_{s-1} l_s}$. Observe that in \mathcal{E}_6 , u_{s-1} depends on updates in U_3 , which means u_{s-1} should be applied only after updates in U_3 are applied at replica l_s .

We now argue that in both executions \mathcal{E}_5 and \mathcal{E}_6 , an identical timestamp is attached to the update message for u_{s-1} sent by l_{s-1} (i.e., the timestamp for the causal past of u_{s-1} when performing update u_{s-1} is identical in both executions).

By Constraint 1, the timestamp of a replica only depends on its causal past. Hence the local timestamps at l_q for $1 \leq q \leq s$ are identical after Step 4 of \mathcal{E}_5 and \mathcal{E}_6 both. In step 5, when replica i issues update u_0 , the timestamp of u_0 is T in both executions, since both causal pasts S_1, S_2 correspond to timestamp T . Recall that, the dependencies of u_0 are already applied at l_1 by Step 4 of both executions, hence u_0 can be applied at l_1 . As we mentioned previously, the timestamp at l_1 are identical when receiving u_0 in both executions, thus, the timestamp of l_1 after applying u_1 will also be identical in both executions. Therefore, l_1 will issue the update u_1 with the same timestamp in both executions. By simple induction along l_1, l_2, \dots, l_{s-1} , we know that l_{s-1} will issue the update u_{s-1} with the same timestamp in both executions. Recall that the causal past, and thus the local timestamp at replica l_s , is also identical in both executions.

Deriving contradiction

We can now derive a contradiction. On receiving u_{s-1} , replica k cannot distinguish which execution it is in, \mathcal{E}_5 or \mathcal{E}_6 , since the timestamp attached with u_{s-1} and its local timestamp are identical in both executions. If replica l_s assumes it is in execution \mathcal{E}_6 (i.e., the causal past of u_{s-1} contains U_3), it will wait for update messages for U_3 from replica r_1 . However, the actual execution may be \mathcal{E}_5 , and updates in U_3 may never be issued. Then replica l_s will never apply u_{s-1} even if the updates in the causal past of u_{s-1} have already been applied, violating the liveness property of the replica-centric causal consistency. If replica l_s assumes it is in execution \mathcal{E}_5 (i.e., the causal past of u_{s-1} does not contain U_3). However, the actual execution may be \mathcal{E}_6 , and replica l_s may apply u_{s-1} before receiving updates in U_3 from replica r_1 , violating safety property of the replica-centric causal consistency. Hence, in both situations, replica-centric causal consistency is violated.

Therefore replica-centric causal consistency can be achieved only if S_1 and S_2 are assigned different timestamps. \square

E Reducing the Timestamp Size in Practice

From Section 3.1 and 3.2, we know that the timestamp required to maintain causal consistency is expensive. In this section, we will discuss several strategies to reduce the timestamp sizes in practice. Some of these techniques exploit trade-off between timestamp size, operation latency, and false dependencies.

Compressing timestamps: We observe that the different elements of the vector τ_i at replica i are not necessarily independent. For instance, suppose that $e_{j1}, e_{j2}, e_{j3}, e_{j4}$ are the only outgoing edges at j that are in E_i , and suppose that $X_{j1} = \{x\}$, $X_{j2} = \{y\}$, $X_{j3} = \{z\}$ and $X_{j4} = \{x, y, z\}$. (Recall that $X_{jl} = X_j \cap X_l$.) The number of updates on these four edges is *not linearly independent*, if the numbers are *consistent*. Here we say numbers of updates on edges are consistent, if these numbers satisfy the linear dependency relation of the registers on edges that they corresponding to. In the above example, the number of updates on edge e_{j4} should be the sum of the number of updates on edges e_{j1}, e_{j2}, e_{j3} if the numbers of updates are consistent. Then, we do not need to explicitly store a vector element corresponding to e_{j4} in the timestamp τ_i . In general, when the number of updates on each outgoing edges at j are consistent, replica i can compress its timestamp as follows. Let O_j denote the set of outgoing edges of j that are in E_i . That is, $O_j = \{e_{jk} \mid e_{jk} \in E_i\}$. We identify the smallest subset of O_j , say I_j , such that the number of updates on all edges in $O_j - I_j$ can be computed as linear combinations of the updates on the edges in I_j . Then, for each replica j , replica i only needs to store vector elements corresponding to the edges in I_j . To perform operations such as *merge* and *advance* in the algorithm, the vector elements corresponding to edges in $O_j - I_j$ for each j can be computed whenever needed.

However, if the number of updates are *not consistent*, for instance, the number on edge e_{j1} is stale while others are updated, replica i cannot compress the timestamp. The above situation can happen due to the fact that the neighbor of replica i may not store the counter for edge e_{j1} , and when it sends update to replica i , only the number of updates on edge e_{j2}, e_{j3}, e_{j4} get updated at replica i .

More generally, for each replica $j \in V_i$, the timestamp τ_i of replica i in the best case only needs to store $I(E_i, j)$ elements, where $I(E_i, j)$ denotes the number of maximum independent outgoing edges of replica j that are in E_i . When the number of updates on outgoing neighbor edges of j are not consistent, replica i may compress a subset of the numbers that are consistent. Hence the total number of elements $I'(E_i)$ in i 's timestamp would satisfy $I'(E_i) = \sum_{j \in V_i} I(E_i, j) \leq I'(E_i) \leq |E_i|$.

We can develop the above idea further to possibly reduce the size of each counter. Instead of counting the number of updates on all registers on each edge in set I_j , replica i can potentially count the number of updates on only a subset of registers on that edge, thus reducing the counter size. For example, if I_j contains three edges, which have registers x , xy , xyz respectively, replica i can simply count the number of updates on x , y and z separately, instead of counting the number of updates on x , xy and xyz .

False dependencies: A false dependency occurs when application of an update u_1 is delayed at some replica, waiting for some update u_2 to be applied, even though $u_2 \not\rightarrow u_1$. By allowing false dependencies to be introduced, it is possible to reduce timestamp size required to maintain causal consistency.

Let us introduce one such approach. In our algorithm, replicas i, j send updates to each other if and only if $X_{ij} \neq \emptyset$. Such updates contain values of updated registers in X_{ij} as well as timestamps used to track causality. Now suppose that $x \in X_i$ and $x \notin X_j$. Suppose that we introduce a “dummy” copy of register x at replica j . This copy of x at j is “dummy” in the sense that no client will ever send a request to j for an operation on x . Nevertheless, when i issues an update on x , replica j will be sent the update message, and eventually apply the update. Since x is dummy at j , it is not really necessary to send the value (or data) associated with x to j , and it suffices to send the timestamp (metadata) to j . This approach has advantages and disadvantages.

- To see the advantage, consider the following instantiation of the above approach. At each replica j , we introduce a dummy copy of *every* register that j does not store. This effectively emulates full replication, with the important caveat that the dummy copies are never operated on. Thus, while the overhead of storing register copies remains identical to the original partial replication scheme, the timestamps can now be smaller. In particular, vector timestamps of length R suffice with this emulation of full replication.

In general, instead of emulating full replication, we can use dummy register more selectively, and yet reduce the size of necessary timestamps significantly. Instead of introducing a dummy copy for every register that replica j does not store, only the registers stored at j 's neighbors and those in the loops that pass through j in the share graph are necessary. The timestamp of replica j for this scheme only stores counters corresponding to neighbor replicas of j and those in the loops that pass through j in the shared graph. As a trade-off, this solution has the following disadvantages.

- The first disadvantage is the increase in the number of update messages. In the example above, with our partial replication algorithm, updates for register x are not sent to replica j . However, if j maintains a dummy copy of x , then such updates will be sent to j (even if the updates contain only the metadata, or timestamps, there is still additional overhead).

The second disadvantage is the introduction of false dependencies. In the above example, suppose that replica i issues update u_1 on $x \notin X_{ij}$ and replica j issues update u_2 on $y \notin X_{ij}$. Also suppose that there are no other updates by any replica. With the original partial replication algorithm, since replicas i, j will not apply each other's updates, in any execution of above updates, $u_1 \not\rightarrow u_2$ and $u_2 \not\rightarrow u_1$. Now suppose that j maintains a dummy copy of x , and the update for x is applied at j before j issues u_2 . This will introduce the false dependency $u_1 \hookrightarrow u_2$. The false dependency may potentially result in additional delay in applying u_2 at some other replica k .

Provided the system has some guarantees on message delay, we can reduce timestamp sizes without introducing false dependencies. Consider the case where the system is *loosely synchronous*,

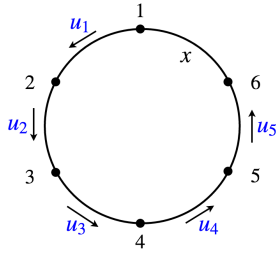


Figure 15: Illustration for “breaking” the ring

which guarantees that message propagation through a path of length $\geq l$ will be slower than message propagation through one hop. In this case, replicas do not need to store counters for loops that have length $\geq l+1$, since the update travels through a long path will always arrive later than its dependent update which travels only one hop. Hence the timestamp of a replica only needs to store counters for its neighbor edges, and edges in the loops that have length $\leq l$, while guarantee that there is no false-dependency in the system.

Restricting inter-replica communication patterns: In our discussion so far, we have assumed that any pair of replicas that are adjacent in the share graph may communicate with each other directly. In the message-passing context, it is known that restricted communication graphs can allow dependency tracking with a lower overhead [28, 21]. A similar observation applies in the case of partial replication too. A recent state-of-art implementation of partial replicated system [6] applied this idea to restrict the inter-replica communication to a shared tree, effectively reducing the size of metadata.

We illustrate by an example how such benefits may be achieved. For this example, suppose that the share graph consists of a ring of the R replica. Thus, each replica shares a unique register with each of its neighbors in the ring, and does not share registers with any other replica. Such a ring is illustrated in Figure 15 for the case of $R = 6$. Our previous results show that if we could “break” the ring, the timestamp size may be reduced.

To achieve this goal, we introduce *virtual* registers (these have similarities to the dummy registers). The virtual registers may be shared by the different replicas in an arbitrary manner, resulting an appropriate share graph corresponding to the virtual registers.

In our example in Figure 15, suppose that we want to break the ring by disallowing direct communication between replicas 1 and 6. However, these replicas share register x , thus, need to be able to send to each other updates to x . This goal can also be achieved by simulating an update message for x from replica 1 to 6, but a sequence of updates to virtual register, namely u_i , $i = 1, 2, 3, 4, 5$ from replica i to replica $i + 1$, to propagate the value of x from replica 1 to replica 6. When replica 6 receives update u_5 , it would update the register x . However, with this scheme, we can redefine the share graph by assuming that $x \notin X_{16}$, while adding shared virtual registers between replicas i and $i + 1$, $1 \leq i \leq 5$. In this case, we are “piggybacking” updates to x on updates to virtual registers. Of course, since virtual registers are themselves never accessed, only metadata needs to be maintained by the virtual registers.

In general, the assignment of the virtual registers to replicas, and which registers are used to piggyback updates for registers shared by a certain pair of replicas, will dictate the communication path taken by the piggybacked update.

In the extreme case, all the updates may be propagated through a single replica, resulting in

star graph. However, more general topologies may also be created, while trading off between the overhead of the timestamps, delay in propagating updates, and false dependencies.

Sacrificing causality: While the above solutions introduce false dependencies, an alternate approach that may be desirable for some applications is to sacrifice causality. For instance, in the timestamp graph E_i defined earlier in the paper, we may choose to include a smaller set of edges. In particular, for $j \neq i \neq k$, we may include edge e_{jk} only if there exists an (i, e_{jk}) -loop containing at most $l + 1$ edges, for some choice of l . Under this restriction, causal consistency will still *not* be violated so long as single-hop messages (or updates) are delivered faster than messages propagated over l hops. However, when this condition does not hold, causality may be violated.

Other approaches that sacrifice causality have been explored for full replication [37, 32], and partial replication as well [19, 17].

F Results for the Client-server Architecture

In this section, we discuss how results for the *peer-to-peer* architecture (Figure 1a) may be extended for the *client-server* architecture (Figure 1b). We extend the necessary and sufficient condition on timestamps for the peer-to-peer architecture in Section 3 to the client-server architecture. We show that with suitably modified definitions of (i, e_{jk}) -loop and timestamp graph, we can also obtain a *tight condition* for the client-server architecture.

F.1 Replica-Centric Causal Consistency for Client-server Architecture

In the client-server architecture, clients can propagate causal dependencies of the updates when accessing different replicas. Hence we define a client-server replica-centric causal consistency using relation \hookrightarrow' .

Definition 14 (Happened-before relation \hookrightarrow' for updates). *Given updates u_1 and u_2 , $u_1 \hookrightarrow' u_2$ if and only if at least one of the following conditions is true: (i) u_1 is applied at a replica sometime before the same replica issues u_2 . (ii) u_2 is issued by a client who previously accessed a replica that has applied u_1 . (iii) There exists an update u_3 such that $u_1 \hookrightarrow' u_3$ and $u_3 \hookrightarrow' u_2$.*

Relation \hookrightarrow' helps us define the *replica-centric* causal consistency model of interest for the client-server architecture.

Definition 15. *Replica-centric causal consistency for client-server architecture is defined using following two properties:*

Safety: *If an update u_1 for register $x \in X_i$ has been applied at a replica i , then there must not exist update u_2 for some register in X_i such that (i) $u_2 \hookrightarrow' u_1$, and (ii) replica i has not yet applied u_2 .*

When replica i is accessed by a client, then there must not exist update u_2 for some register in X_i such that (i) the client previously accessed a replica that has applied u_1 , (ii) $u_2 \hookrightarrow' u_1$, and (iii) replica i has not yet applied u_2 .

Liveness: *Any update u issued by a replica i for a register $x \in X_i$ will eventually be applied at each replica j such that $x \in X_j$.*

Any write and read issued by a client to a replica will eventually return.

F.2 Timestamps for Replica-Centric Causal Consistency

Recall the definition of augmented share graph $\widehat{G} = (\widehat{V}, \widehat{E})$ defined in Section 5. We can modify the definition of (i, e_{jk}) -loop to apply for the client-server architecture as follows.

Definition 16 (Augmented (i, e_{jk}) -loop). *Given replica i and edge e_{jk} ($j \neq i \neq k$) in augmented share graph \widehat{G} , consider a simple loop of the form $(i, l_1, \dots, l_s = k, j = r_1, \dots, r_t, i)$, where $s \geq 1$ and $t \geq 1$. Define $i = r_{t+1}$. The simple loop is said to be an augmented (i, e_{jk}) -loop provided that:*

- (i) $X_{jk} - (\cup_{1 \leq p \leq s-1} X_{l_p}) \neq \emptyset$,
- (ii) $X_{jr_2} - (\cup_{1 \leq p \leq s-1} X_{l_p}) \neq \emptyset$ or $j, r_2 \in R_c$ for some client c , and
- (iii) for $2 \leq q \leq t$, $X_{r_q r_{q+1}} - (\cup_{1 \leq p \leq s} X_{l_p}) \neq \emptyset$ or $r_q, r_{q+1} \in R_c$ for some client c ,

Intuition: As mentioned before, a client communicating with different replicas propagates causal dependencies across the replicas. This is captured in the augmented share graph by adding an edge between those replicas (even though the replicas may not share any registers). The definition of (i, e_{jk}) -loop naturally extends to augmented share graphs, with some modification on condition (ii) and (iii). Recall the intuition of the (i, e_{jk}) -loop is to build a dependency propagation from replica j to i , without affecting the state of replicas l_p , $1 \leq p \leq s-1$. When client can access multiple replicas, it can propagate the dependencies between two replicas even if they do not share any common registers.

The definition of timestamp graph can be naturally extended with the definition of augmented (i, e_{jk}) -loop.

Definition 17 (Augmented Timestamp Graph). *Given augmented share graph $\widehat{G} = (\widehat{V}, \widehat{E})$, augmented timestamp graph of replica i is defined as a directed graph $\widehat{G}_i = (\widehat{V}_i, \widehat{E}_i)$, where*

$$\begin{aligned} \widehat{E}_i &= (\{e_{ij} \in \widehat{E}\} \cup \{e_{ji} \in \widehat{E}\} \\ &\cup \{e_{jk} \in \widehat{E} \mid \exists \text{ augmented } (i, e_{jk})\text{-loop in } \widehat{G}\}) \cap E \end{aligned}$$

$$\widehat{V}_i = \{u, v \mid e_{uv} \in E_i\}$$

Note that \widehat{E}_i only contains directed edges that also belong to the share graph $G = (V, E)$, that is, edges in the augmented share graph but not in the share graph are not contained in \widehat{E}_i .

F.3 A Necessary Condition

The necessity result of Theorem 1 extends to the client-server architecture, by replacing timestamp graph with augmented timestamp graph.

We follow the same terminology used in Section 3.1 to obtain the following claim.

Theorem 4. *Consider a shared memory system that implements replica-centric causal consistency. Any replica i must not be oblivious to update on any edge $e_{jk} \in \widehat{E}_i$ for ensuring the safety and liveness properties in Definition 5.*

The proof of the above theorem basically follows the one for Theorem 1, and is omitted here for brevity. The above theorem implies that it is necessary for replica i to “keep track of” updates on edge $e_{jk} \in \widehat{E}_i$.

F.4 Sufficiency of Tracking Edges in Timestamp Graph

Now we present the algorithm for achieving causal consistency in client-server architecture. The algorithm for the client-server architecture is similar to the one for the peer-to-peer architecture defined in Section 3.2, with a key difference that each client c now also maintains a timestamp μ_c .

- Replica i 's timestamp: Each replica i maintains a vector timestamp τ_i that is indexed by the edges in \widehat{E}_i . For edge $e_{jk} \in \widehat{E}_i$, $\tau_i[e_{jk}]$ is an integer, initialized to 0.
- Client c 's timestamp: Each client c maintains a vector timestamp μ_c that is indexed by the edges in $\cup_{i \in R_c} \widehat{E}_i$, namely all edges in the union of augmented timestamp graphs of all the replicas in R_c (replicas that client c can access). For edge $e_{jk} \in \cup_{i \in R_c} \widehat{E}_i$, $\mu_c[e_{jk}]$ is an integer, initialized to 0.

Recall that in the general case, each client c may send its read/write request to any replica in the replica set R_c associated with client c . For a replica set R_c , define $X_{R_c} = \cup_{i \in R_c} X_i$, that is, the set of all registers stored in replicas in R_c .

Client's algorithm (for *client-server* architecture):

Each client c maintains a timestamp μ_c , which is suitably initialized. Client c may perform read/write operations on any register $x \in X_{R_c}$.

- When client c wants to read a shared register $x \in X_{R_c}$, client c sends $read(x, c, \mu_c)$ request to a replica $i \in R_c$ where $x \in X_i$; note that the request include client c 's timestamp^a and awaits replica's response containing the register value and a timestamp τ . Then client updates its timestamp using $merge_1$ function as $\mu_c = merge_1(c, \mu_c, i, \tau)$.
- When client c wants to write value v to a shared register $x \in X_{R_c}$, client c sends $write(x, v, c, \mu_c)$ request to a replica $i \in R_c$ where $x \in X_i$, and awaits the replica's response containing a timestamp τ . Then client updates its timestamp using $merge_2$ function as $\mu_c = merge_2(c, \mu_c, i, \tau)$.

^aInstead of the actual timestamp, client c may possibly send a function of its timestamp.

Replica's algorithm (for *client-server* architecture):

Each replica i maintains a timestamp τ_i , which is suitably initialized.

1. When replica i receives a $read(x, c, \mu)$ request from client c : The request is buffered until predicate $\mathcal{J}_1(i, \tau_i, c, \mu)$ evaluates true; once the predicate evaluates true, replica i responds to client c with the value of the local copy of register x and its timestamp τ_i .
2. When replica i receives a $write(x, v, c, \mu)$ request from client c : The request is buffered until predicate $\mathcal{J}_2(i, \tau_i, c, \mu)$ evaluates true; once the predicate evaluates true, replica i performs the following steps atomically:
 - (i) write v into the local copy of register x , appropriately update its timestamp τ_i using function $advance$, as $\tau_i = advance(i, \tau_i, c, \mu, x, v)$.
 - (ii) send $update(i, \tau_i, x, v)$ to all other replicas k such that $x \in X_k$, and
 - (iii) return timestamp τ_i in the reply message to client c .

3. When replica i receives a message $update(k, \tau_k, x, v)$: The update is buffered until predicate $\mathcal{J}_3(i, \tau_i, k, \tau_k)$ evaluates true; when the predicate evaluates true, replica i writes value v to its local copy of register x , updates its timestamp τ_i using $merge_3$ function as $\tau_i = merge_3(i, \tau_i, k, \tau_k)$, and removes $update(k, \tau_k, x, v)$ from the buffer.

We now specify the predicates $\mathcal{J}_1, \mathcal{J}_2, \mathcal{J}_3$, functions $advance$ and $merge_1, merge_2, merge_3$ in the above algorithm for the client-server architecture.

- Predicate $\mathcal{J}_1(i, \tau, c, \mu) = \mathcal{J}_2(i, \tau, c, \mu) = true$ if and only if $\tau[e_{ji}] \geq \mu[e_{ji}]$, for each $e_{ji} \in \widehat{E}_i$.
- Predicate $\mathcal{J}_3(i, \tau, k, T) = true$ if and only if
 $\tau[e_{ki}] = T[e_{ki}] - 1$ and $\tau[e_{ji}] \geq T[e_{ji}]$, for each $e_{ji} \in \widehat{E}_i \cap \widehat{E}_k, j \neq k$
- Function $advance(i, \tau, c, \mu, x, v)$ at replica i returns vector T_i (indexed by edges in \widehat{E}_i) defined as follows. For each $e_{jk} \in \widehat{E}_i$:

$$T_i[e_{jk}] := \begin{cases} \tau[e_{jk}] + 1, & \text{if } j = i \text{ and } x \in X_{ik}, \\ \max(\tau[e_{jk}], \mu[e_{jk}]), & \text{otherwise} \end{cases}$$

$advance(i, \tau, c, \mu, x, v)$ increments elements of τ corresponding to edges to only those replicas that also store register x .

- Function $merge_1(c, \mu, i, \tau) = merge_2(c, \mu, i, \tau)$ at client c , and returns following vector T (indexed by edges in $\cup_{i \in R_c} \widehat{E}_i$):

$$T[e] := \begin{cases} \max(\mu[e], \tau[e]), & \text{for each edge } e \in \widehat{E}_i, \\ \mu[e], & \text{for each edge } e \in (\cup_{j \in R_c} \widehat{E}_j) - \widehat{E}_i \end{cases}$$

- Function $merge_3(i, T_i, k, T_k)$ at replica i returns vector T as follows:

$$T[e] := \begin{cases} \max(T_i[e], T_k[e]), & \text{for each edge } e \in \widehat{E}_i \cap \widehat{E}_k, \\ T_i[e], & \text{for each edge } e \in \widehat{E}_i - \widehat{E}_k \end{cases}$$

We omit the proof of correctness of the above generalized algorithm for brevity. The algorithm and the necessary condition together imply that the augmented timestamp graph captures the tight edge set for any timestamp used in the algorithm for achieving causal consistency.