

Prototypical Networks for Few-shot Learning

Jake Snell¹ Kevin Swersky² Richard S. Zemel^{1,3}

Abstract

We propose *prototypical networks* for the problem of few-shot classification, where a classifier must generalize to new classes not seen in the training set, given only a small number of examples of each new class. Prototypical networks learn a metric space in which classification can be performed by computing Euclidean distances to prototype representations of each class. Compared to recent approaches for few-shot learning, they reflect a simpler inductive bias that is beneficial in this limited-data regime, and achieve state-of-the-art results. We provide an analysis showing that some simple design decisions can yield substantial improvements over recent approaches involving complicated architectural choices and meta-learning. We further extend prototypical networks to the case of zero-shot learning and achieve state-of-the-art zero-shot results on the CU-Birds dataset.

1. Introduction

Few-shot classification (Miller et al., 2000; Lake et al., 2011; Koch, 2015) is a problem in which a classifier must be adapted to accommodate new classes not seen in training, given only a few examples of each of these classes. A naive approach, such as re-training the model on the new data, would severely overfit. While the problem is quite difficult, it has been demonstrated that people have the ability to perform even one-shot classification, where only a single example of each new class is given, with a high degree of accuracy (Lake et al., 2011). Non-parametric models such as nearest neighbors are useful in few-shot classification because they naturally adapt to new data, however directly computing distances to the labeled set of examples (the *support set*) suffers from the issue that distances in the input space may not be relevant for classification.

To overcome this, much progress has been made recently in applying metric learning (Goldberger et al., 2004; Kulis,

2012; Bellet et al., 2013) to few-shot tasks. Recently, Vinyals et al. (2016) proposed an approach based on metric learning called *matching networks* that uses an attention mechanism over a learned embedding of the support set in order to predict classes for the unlabeled points (the *query set*). Matching networks can be interpreted as a weighted nearest-neighbor classifier applied within an embedding space. A particularly interesting feature of the matching networks model is that it utilizes sampled mini-batches called *episodes* during training, where each episode is designed to mimic the few-shot task by subsampling classes as well as data points. This makes the training problem more faithful to the test environment and thereby improves generalization. A second-level embedding that takes into account specific points in each episode called a fully-conditional embedding (FCE) was found to yield further improvement.

Ravi & Larochelle (2017) take the episodic training idea further and propose a meta-learning approach to few-shot learning. Their approach involves training an LSTM (Hochreiter & Schmidhuber, 1997) to produce the updates to a classifier, given an episode, such that it will generalize well to a test-set. Here, rather than training a single model over multiple episodes, the LSTM meta-learner learns to train a custom model for each episode.

In few-shot learning, the key issue is overfitting, since data is severely limited. We therefore work under the assumption that a classifier should have a very simple inductive bias. Our approach is based on a fairly straightforward idea: there exists an embedding in which points cluster around a single prototype for each class. In order to do this, we learn a non-linear mapping of the input into an embedding space using a neural network, and take a class's prototype to be the mean of its support set in the embedding space. Classification is then performed for an embedded query point by simply finding the nearest class prototype. This can be seen as a non-linear extension of the nearest class mean approach proposed in Mensink et al. (2013), applied to the few-shot setting. Despite its simplicity, we find that prototypical networks achieve state-of-the-art results on several benchmark few-shot learning tasks.

A related task to few-shot learning is that of zero-shot learning. In zero-shot learning, each class comes with a

¹University of Toronto ²Twitter ³Canadian Institute for Advanced Research (CIFAR). Initial work by first author done while at Twitter.

set of meta-data giving a high-level description of the class rather than a small number of labeled examples. The goal is then to classify input examples given the meta-data of the unseen classes. We adapt the idea of prototypical networks to this setting by learning a separate embedding of the meta-data such that the image and meta-data embeddings lie within the same space. We find that this model produces state-of-the-art zero-shot classification results on the Caltech-UCSD Birds 2011 (CUB) dataset when using pre-trained GoogLeNet (Szegedy et al., 2015) features.

2. Prototypical Networks

2.1. Notation

In few-shot classification we are given a small support set of N labeled examples $S = \{(\mathbf{x}_1, y_1), \dots, (\mathbf{x}_N, y_N)\}$ where each $\mathbf{x}_i \in \mathbb{R}^D$ is the D -dimensional feature vector of an example and $y_i \in \{1, \dots, K\}$ is the corresponding label. For convenience we use $S(k)$ to denote the set of examples labeled with class k .

2.2. Model

Prototypical networks compute a class representation \mathbf{c}_k , or *prototype*, of each class through an embedding function f with learnable parameters θ :

$$\mathbf{c}_k = \frac{1}{|S(k)|} \sum_{(\mathbf{x}_i, y_i) \in S(k)} f_{\theta}(\mathbf{x}_i) \quad (1)$$

Given a test point \mathbf{x} , prototypical networks produce a distribution over classes based on a softmax over the Euclidean distances between its embedding and the prototypes:

$$p_{\theta}(y = k | \mathbf{x}) = \frac{\exp(-\|f_{\theta}(\mathbf{x}) - \mathbf{c}_k\|^2)}{\sum_{k'} \exp(-\|f_{\theta}(\mathbf{x}) - \mathbf{c}_{k'}\|^2)} \quad (2)$$

Learning proceeds by maximizing the log-probability of the true class y via SGD:

$$\theta^* = \arg \max_{\theta} \log p_{\theta}(y | \mathbf{x}) \quad (3)$$

We train in an episodic manner similar to Vinyals et al. (2016) by randomly selecting a subset of classes from the training set, then choosing a subset of examples within each class to act as the support set and a subset of the remainder to serve as query points. Pseudocode to compute the loss (negative log-likelihood) for a training episode is provided in Algorithm 1; learning proceeds by performing gradient descent on this loss.

2.3. Predicting the Weights of a Linear Model

A simple analysis is useful in gaining insight into the nature of the learned classifier (a similar analysis appears in

Mensink et al. (2013)). When we use Euclidean distance to measure the distance between a query point and the class prototypes, then the model in (2) is equivalent to a linear model with a particular parameterization. To see this, we expand the term within the exponent:

$$\begin{aligned} -\|f_{\theta}(\mathbf{x}) - \mathbf{c}_k\|^2 &= -(f_{\theta}(\mathbf{x}) - \mathbf{c}_k)^{\top} (f_{\theta}(\mathbf{x}) - \mathbf{c}_k) \\ &= -f_{\theta}(\mathbf{x})^{\top} f_{\theta}(\mathbf{x}) + 2\mathbf{c}_k^{\top} f_{\theta}(\mathbf{x}) - \mathbf{c}_k^{\top} \mathbf{c}_k \end{aligned} \quad (4)$$

The first term in Equation (4) is constant with respect to the class k , so it does not affect the softmax probabilities. We can write the remaining terms as a linear model as follows:

$$\begin{aligned} 2\mathbf{c}_k^{\top} f_{\theta}(\mathbf{x}) - \mathbf{c}_k^{\top} \mathbf{c}_k &= \mathbf{w}_k^{\top} f_{\theta}(\mathbf{x}) + b_k \\ \mathbf{w}_k &= 2\mathbf{c}_k \\ b_k &= -\mathbf{c}_k^{\top} \mathbf{c}_k \end{aligned}$$

We can view this through the lens of meta-learning, where the model is predicting the weights and biases of a linear model using a simple function of the mean of the embedded support set.

A natural question is whether it makes sense to use multiple prototypes per class instead of just one. If each support point were to be considered a prototype, then we would recover matching networks (this is formalized in Section 2.4). On the other hand, if the number of prototypes per class is fixed and greater than 1, then this would require a partitioning scheme to group the support points. This has been proposed in Mensink et al. (2013) and Rippel et al. (2016), however both methods require a separate partitioning phase that is decoupled from the weight updates, while our approach is simple to learn with ordinary gradient descent methods. Finally, the equivalence to a linear model suggests that this may be sufficient, as all of the required non-linearity can be learned within the embedding function. Indeed, this is the approach that modern neural network classification systems currently use, e.g., (Krizhevsky et al., 2012; Szegedy et al., 2015).

2.4. Comparison to Matching Networks

Here we show that prototypical networks are equivalent to matching networks in the one-shot case but differ in the few-shot scenario. There, matching networks produce a weighted nearest neighbor classifier given the support set, while prototypical networks produce a linear classifier.

Given an episode with support set S consisting of N_c classes, and a query point \mathbf{x}_q , let \mathbf{y}_k be a one-hot vector where the k^{th} element is 1, and \mathbf{y}_q be an output vector of class probabilities. The core output of matching networks

Algorithm 1 Training episode loss computation for prototypical networks.

N is the number of examples in the training set, K is the number of classes in the training set, $N_C \leq K$ is the number of classes per episode, N_S is the number of support examples per class, N_Q is the number of query examples per class. $\text{RANDOMSAMPLE}(S, N)$ denotes a set of N elements chosen uniformly at random from set S , without replacement.

Input: Training set $\mathcal{D} = \{(\mathbf{x}_1, y_1), \dots, (\mathbf{x}_N, y_N)\}$, where each $y_i \in \{1, \dots, K\}$. $\mathcal{D}(k)$ denotes the subset of \mathcal{D} containing all elements (\mathbf{x}_i, y_i) such that $y_i = k$.

Output: The loss J for a randomly generated training episode.

```

 $V \leftarrow \text{RANDOMSAMPLE}(\{1, \dots, K\}, N_C)$  ▷ Select class indices for this episode
for  $k$  in  $\{1, \dots, N_C\}$  do
     $S_k \leftarrow \text{RANDOMSAMPLE}(\mathcal{D}(V_k), N_S)$  ▷ Select support examples
     $Q_k \leftarrow \text{RANDOMSAMPLE}(\mathcal{D}(V_k) \setminus S_k, N_Q)$  ▷ Select query examples
     $\mathbf{c}_k \leftarrow \frac{1}{N_C} \sum_{(\mathbf{x}_i, y_i) \in S_k} f_{\theta}(\mathbf{x}_i)$  ▷ Compute prototype from embedded support examples
end for

 $J \leftarrow 0$  ▷ Initialize loss
for  $k$  in  $\{1, \dots, N_C\}$  do
    for  $(\mathbf{x}, y)$  in  $Q_k$  do
         $J \leftarrow J + \frac{1}{N_C N_Q} \left[ \|f_{\theta}(\mathbf{x}) - \mathbf{c}_k\|^2 + \log \sum_{k'} \exp(-\|f_{\theta}(\mathbf{x}) - \mathbf{c}_{k'}\|^2) \right]$  ▷ Update loss
    end for
end for
    
```

is expressed as:

$$\mathbf{y}_q = \sum_{k=1}^{N_c} \sum_{(\mathbf{x}_k, \mathbf{y}_k) \in S_k} a(f(\mathbf{x}_q), f(\mathbf{x}_k)) \mathbf{y}_k$$

$$a(f(\mathbf{x}_q), f(\mathbf{x}_k)) = \frac{\exp(-\text{dist}(f(\mathbf{x}_q), f(\mathbf{x}_k)))}{\sum_{\mathbf{x} \in S} \exp(-\text{dist}(f(\mathbf{x}_q), f(\mathbf{x})))},$$

where dist is a distance metric (Vinyals et al. (2016) uses cosine distance). a is known as the attention kernel, so that the output is a weighted combination of the support set labels.

Using this same notation, the output of prototypical networks can be expressed as:

$$\mathbf{y}_q = \sum_{k=1}^{N_c} a_k(f(\mathbf{x}_q)) \mathbf{y}_k,$$

$$a_k(f(\mathbf{x}_q)) = \frac{\exp(-\text{dist}(f(\mathbf{x}_q), \mathbf{c}_k))}{\sum_{k'=1}^{N_c} \exp(-\text{dist}(f(\mathbf{x}_q), \mathbf{c}_{k'}))},$$

which is equivalent to taking the softmax of $-\text{dist}(f(\mathbf{x}_q), \mathbf{c}_k)$ over the N_c classes. In the case of one-shot learning, $\mathbf{c}_k = \mathbf{x}_k$ since there is only one support point per class, and matching networks and prototypical networks become equivalent.

Vinyals et al. (2016) propose a number of extensions, including decoupling the embedding functions of the support

and query points and using FCE. These could likewise be incorporated into prototypical networks, however they increase the number of learnable parameters, and FCE imposes an arbitrary ordering on the support set using a bi-directional LSTM. Instead, we show that it is possible to achieve the same level of performance using simple design choices, which we outline next.

2.5. Design Choices

Distance metric Vinyals et al. (2016) and Ravi & Larochelle (2017) apply matching networks using the cosine distance measure in the attention kernel. For prototypical networks, we can modify the Euclidean metric to be the cosine metric by normalizing the query and prototype embeddings to have unit length. This can be seen from the expanded Euclidean metric in Equation (4). However for both prototypical and matching networks any distance metric is permissible, and we found that using Euclidean distance can greatly improve results for both.

Episode composition A straightforward way to construct episodes, used in Vinyals et al. (2016) and Ravi & Larochelle (2017), is to choose N_c classes and N_S support points per class in order to match the expected situation at test-time. That is, if we expect at test-time to perform 5-way classification and 1-shot learning, then training

episodes could be comprised of $N_c = 5$, $N_S = 1$. We have found, however, that it can be extremely beneficial to train with a higher N_c , or “way”, than will be used at test-time. We show the effect of this in Section 3.2. Another consideration is whether to match N_S , or “shot”, at train and test-time. While the previous methods are less sensitive to this choice, for prototypical networks, we found that it is usually best to train and test with the same “shot” number.

2.6. Zero-Shot Learning

Zero-shot learning differs from few-shot learning in that instead of being given a support set of training points, we are given an attribute vector \mathbf{v}_k for each class. These could be determined in advance, or they could be learned from e.g., raw text (Elhoseiny et al., 2013). Modifying prototypical networks to deal with the zero-shot case is straightforward: we simply define $\mathbf{c}_k = g_\phi(\mathbf{v}_k)$ to be a separate embedding of the attribute vector. An illustration of the zero-shot procedure for prototypical networks is shown in Figure 1.

Using the embedded meta-data as the class prototype yields a model similar to that of Ba et al. (2015), however the use of episodic training allows us to help speed up training and regularize the model. Since the attribute vector and query point come from different input domains, we found it was helpful to fix the prototype embedding g to have unit length, however we do not constrain the query embedding f .

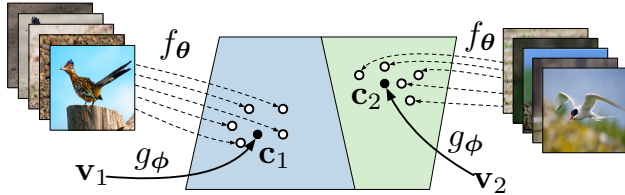


Figure 1. An illustration of prototypical networks applied to zero-shot learning, in which data points and class meta-data are embedded in a shared space. A prototype for the k th class is produced given the meta-data \mathbf{v}_k as $\mathbf{c}_k = g_\phi(\mathbf{v}_k)$. Predictions are made for query points \mathbf{x}_q (here, images of birds) by embedding the point as $f_\theta(\mathbf{x}_q)$ and finding the nearest class prototype in the embedding space.

3. Experiments

For few-shot learning, we performed experiments on Omniglot (Lake et al., 2011) and the miniImageNet version of ILSVRC-2012 (Russakovsky et al., 2015) with the splits proposed by Ravi & Larochelle (2017). We perform zero-shot experiments on the 2011 version of the Caltech UCSD bird dataset (CUB-200 2011) (Welinder et al., 2010).

3.1. Omniglot Few-shot Classification

Omniglot (Lake et al., 2011) is a dataset of 1,623 hand-written characters collected from 50 alphabets. There are 20 examples associated with each character, where each example is drawn by a different human subject. We follow the procedure of Vinyals et al. (2016) by resizing the grayscale images to 28×28 and augmenting the character classes with rotations in multiples of 90 degrees. We use 1200 characters plus rotations for training (4,800 classes in total) and the remaining classes, including rotations, for test. Our embedding architecture mirrors that used by Vinyals et al. (2016) and is composed of four convolutional blocks. Each block comprises a 64-filter 3×3 convolution, batch normalization layer (Ioffe & Szegedy, 2015), a ReLU non-linearity and a 2×2 max-pooling layer. When applied to the 28×28 Omniglot images this architecture results in a 64-dimensional output space. We use the same encoder for embedding both support and query points. All of our models were trained via SGD with Adam (Kingma & Ba, 2014). We used an initial learning rate of 10^{-3} and cut the learning rate in half every 2,000 episodes. No regularization was used other than batch normalization.

We trained prototypical networks using Euclidean distance in the 1-shot and 5-shot scenarios with training episodes containing 60 classes and 5 query points per class. We found that it is advantageous to match the training-shot with the test-shot, and to use more classes (higher “way”) per training episode rather than fewer. We compare against various baselines, including the neural statistician (Edwards & Storkey, 2017) and both the fine-tuned and non-fine-tuned versions of matching networks (Vinyals et al., 2016). We computed classification accuracy for our models averaged over 1,000 randomly generated episodes from the test set. The results are shown in Table 1 and to our knowledge they represent the state-of-the-art on this dataset.

Figure 2 shows a sample t-SNE visualization (Maaten & Hinton, 2008) of the embeddings learned by prototypical networks. We visualize a subset of test characters from the same alphabet in order to gain better insight, despite the fact that classes in actual test episodes are likely to come from different alphabets. Even though the visualized characters are minor variations of each other, the network is able to cluster the hand-drawn characters closely around the class prototypes.

3.2. miniImageNet Few-shot Classification

The miniImageNet dataset, originally proposed by Vinyals et al. (2016), is derived from the larger ILSVRC-12 dataset (Russakovsky et al., 2015). The splits used by Vinyals et al. (2016) consist of 60,000 color images of size 84×84 divided into 100 classes with 600 examples each. For our experiments, we use the splits introduced

Table 1. Few-shot classification accuracies on Omniglot.

Model	Dist.	Fine Tune	5-way Acc.		20-way Acc.	
			1-shot	5-shot	1-shot	5-shot
MATCHING NETWORKS (Vinyals et al., 2016)	Cosine	N	98.1%	98.9%	93.8%	98.5%
MATCHING NETWORKS (Vinyals et al., 2016)	Cosine	Y	97.9%	98.7%	93.5%	98.7%
NEURAL STATISTICIAN (Edwards & Storkey, 2017)	-	N	98.1%	99.5%	93.2%	98.1%
PROTOTYPICAL NETWORKS (OURS)	Euclid.	N	98.8%	99.7%	96.0%	98.9%

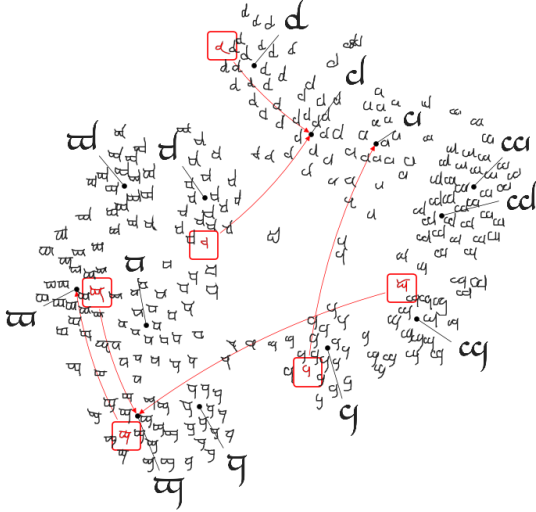


Figure 2. A t-SNE visualization of the embeddings learned by prototypical networks on the Omniglot dataset. A subset of the Tengwar script is shown (an alphabet in the test set). Class prototypes are indicated in black. Several misclassified characters are highlighted in red along with arrows pointing to the correct prototype.

by Ravi & Larochelle (2017) in order to directly compare with state-of-the-art algorithms for few-shot learning. Their splits use a different set of 100 classes, divided into 64 training, 16 validation, and 20 test classes. We follow their procedure by training on the 64 training classes and using the 16 validation classes for monitoring generalization performance only.

We use the same four-block embedding architecture as in our Omniglot experiments, though here it results in a 1,600-dimensional output space due to the increased size of the images. We also use the same learning rate schedule as in our Omniglot experiments and train until validation loss stops improving. We train using 30-way episodes for 1-shot classification and 20-way episodes for 5-shot classification. We match train shot to test shot and each class contains 15 query points per episode. We compare to the baselines as reported by Ravi & Larochelle (2017), which include a simple nearest neighbor approach on top of fea-

tures learned by a classification network on the 64 training classes. The other baselines are two non-fine-tuned variants of matching networks (both ordinary and FCE) and the Meta-Learner LSTM. We compare each of these methods in the non-fine-tuned setting because the fine-tuning procedure as proposed by Vinyals et al. (2016) is not fully described. As can be seen in Table 2, prototypical networks achieves state-of-the-art here by a wide margin.

We opted to perform further experiments to determine the effect of distance metric and the number of training classes per episode on the performance of prototypical networks and matching networks. For these experiments we use our own non-FCE implementation of matching networks that utilizes the same embedding architecture as our prototypical networks. We note in particular that our implementation is simpler than the non-FCE matching network baseline reported by Ravi & Larochelle (2017) in Table 2 in that theirs learns a separate network to embed the support and query points and additionally uses dropout as a regularizer; ours does neither.

We compare cosine vs. Euclidean distance and 5-way vs. 20-way training episodes in the 1-shot and 5-shot scenarios. All training episodes contained 15 query points per class. The results of our comparison are shown in Figure 3. We note first that the performance of matching nets and prototypical networks are within error bars in the 1-shot case: this is to be expected because the two are identical in the 1-shot scenario. We also note that 20-way achieves higher accuracy than 5-way and conjecture that the increased difficulty of 20-way classification helps the network to generalize better, because it forces the model to make more fine-grained decisions in the embedding space. In addition, using Euclidean distance improves performance substantially over cosine distance. This effect is even more pronounced for prototypical networks, in which computing the class prototype as the mean of embedded support points is more naturally suited to Euclidean distances as opposed to cosine distance.

We also compare Euclidean-distance prototypical networks trained with a different number of classes per episode. Here we vary the classes per training episode from 5 up to 30

Table 2. Few-shot classification accuracies on *miniImageNet*. All accuracy results are averaged over 600 test episodes and are reported with 95% confidence intervals. *Results reported by Ravi & Larochelle (2017).

Model	Dist.	Fine Tune	5-way Acc.	
			1-shot	5-shot
BASILINE NEAREST NEIGHBORS*	Cosine	N	28.86 \pm 0.54%	49.79 \pm 0.79%
MATCHING NETWORKS (Vinyals et al., 2016)*	Cosine	N	43.40 \pm 0.78%	51.09 \pm 0.71%
MATCHING NETWORKS FCE (Vinyals et al., 2016)*	Cosine	N	43.56 \pm 0.84%	55.31 \pm 0.73%
META-LEARNER LSTM (Ravi & Larochelle, 2017)*	-	N	43.44 \pm 0.77%	60.60 \pm 0.71%
PROTOTYPICAL NETWORKS (OURS)	Euclid.	N	49.42 \pm 0.78%	68.20 \pm 0.66%

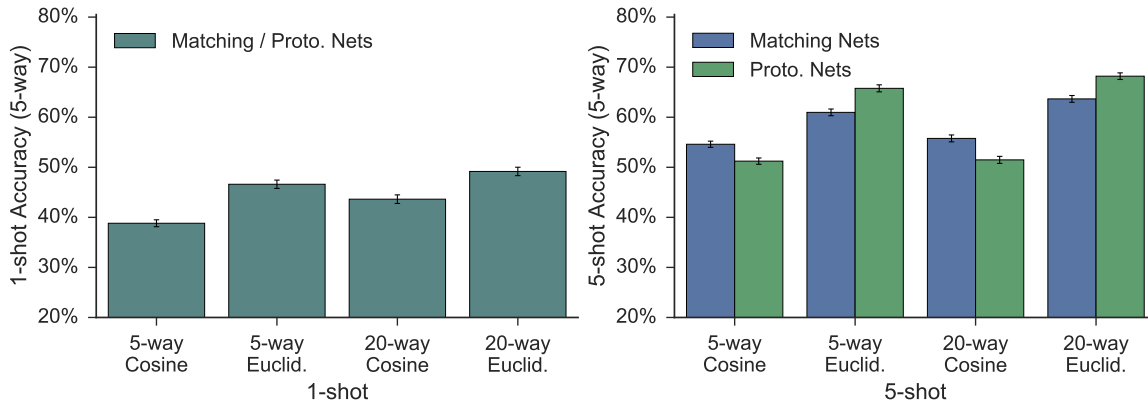


Figure 3. Comparison showing the effect of distance metric and number of classes per training episode on 5-way classification accuracy for both matching and prototypical networks on *miniImageNet*. The *x*-axis indicates configuration of the training episodes (way, distance, and shot), and the *y*-axis indicates 5-way test accuracy for the corresponding shot. Error bars indicate 95% confidence intervals as computed over 600 test episodes. Note that matching networks and prototypical networks are identical in the 1-shot case.

while keeping the number of query points per class fixed at 15. The results are shown in Figure 4. For 1-shot, we observe that increasing the number of classes tends to improve performance. The situation is more nuanced in the 5-shot case, for which 20-way episodes outperform those with greater number of classes. Our findings indicate that construction of training episodes is an important consideration in order to achieve good results for few-shot classification.

3.3. CUB Zero-shot Classification

In order to assess the suitability of our approach for zero-shot learning, we also run experiments on the Caltech-UCSD Birds (CUB) 200-2011 dataset (Welinder et al., 2010). The CUB dataset contains 11,788 images of 200 bird species. We closely follow the procedure of Reed et al. (2016) in preparing the data. We use their splits to divide the classes into 100 training, 50 validation, and 50 test. For images we use 1,024-dimensional features extracted by applying GoogLeNet (Szegedy et al., 2015) to middle, upper left, upper right, lower left, and lower right crops of the

original and horizontally-flipped image¹. At test time we use only the middle crop of the original image. For class meta-data we use the 312-dimensional continuous attribute vectors provided with the CUB dataset. These attributes encode various characteristics of the bird species such as their color, shape, and feather patterns.

We learned a simple linear mapping on top of both the 1,024-dimensional image features and the 312-dimensional attribute vectors to produce a 1,024-dimensional output space. For this dataset we found it helpful to normalize the class prototypes (embedded attribute vectors) to be of unit length, since the attribute vectors come from a different distribution than the images. Training episodes were constructed with 50 classes and 10 query images per class. The embeddings were optimized via SGD with Adam at a fixed learning rate of 10^{-4} and weight decay of 10^{-5} . Early stopping on validation loss was used to determine the optimal number of epochs for retraining on the training plus validation set.

Table 3 shows that we achieve state-of-the-art results by a

¹Features downloaded from <https://github.com/reedscot/cvpr2016>.

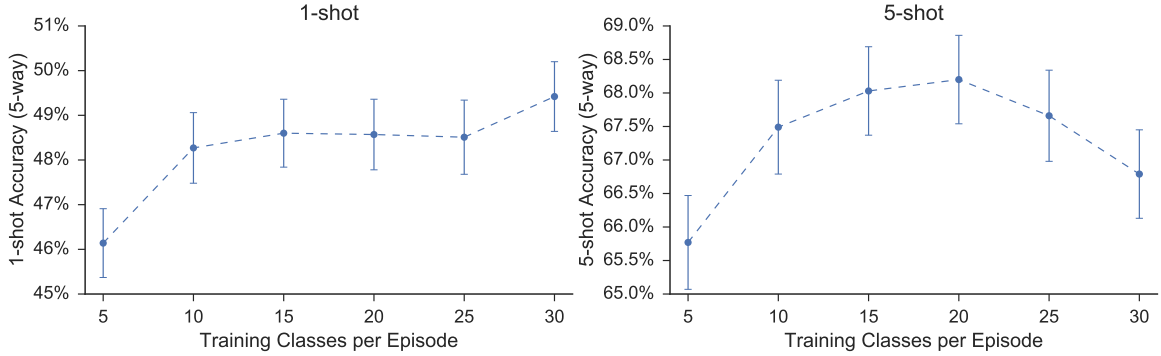


Figure 4. Comparison of the effect of training “way” (number of classes per episode) for prototypical networks trained on *miniImageNet*. Each training episode contains 15 query points per class. Error bars indicate 95% confidence intervals as computed over 600 test episodes.

Table 3. Zero-shot classification accuracies on CUB-200.

Model	Image Features	50-way Acc. 0-shot
ALE	Fisher	26.9%
SJE	AlexNet	40.3%
SAMPLE CLUSTERING	AlexNet	44.3%
SJE	GoogLeNet	50.1%
DS-SJE	GoogLeNet	50.4%
DA-SJE	GoogLeNet	50.9%
PROTO. NETS (OURS)	GoogLeNet	54.6%

large margin when compared to methods utilizing attributes as class meta-data. We compare our method to other embedding approaches, such as ALE (Akata et al., 2013), SJE (Akata et al., 2015), and DS-SJE/DA-SJE (Reed et al., 2016). We also compare to a recent clustering approach (Liao et al., 2016) which trains an SVM on a learned feature space obtained by fine-tuning AlexNet (Krizhevsky et al., 2012). These zero-shot classification results demonstrate that our approach is general enough to be applied even when the data points (images) are from a different domain relative to the classes (attributes).

4. Related Work

The literature on metric learning is vast (Kulis, 2012; Bellet et al., 2013); we therefore summarize here the work most relevant to our proposed method. An early approach known as neighborhood Components Analysis (NCA) (Goldberger et al., 2004) learns a Mahalanobis distance to maximize K-nearest-neighbor’s (KNN) leave-one-out accuracy in the transformed space. A distribution over the neighbors of each data point is computed according to a softmax over the corresponding Mahalanobis distances. This distribution is marginalized to form a distribution over class assignments and the embedding transformation is updated via gradient descent to maximize the probability of the true class. Salakhutdinov & Hinton (2007) extend NCA

by using a neural network to perform the transformation. A related approach known as large margin nearest neighbor (LMNN) classification (Weinberger et al., 2005) also attempts to optimize KNN accuracy but does so using a hinge loss that encourages the local neighborhood of a point to contain other points with the same label. The DNet-KNN (Min et al., 2009) is another margin-based method that improves upon LMNN by utilizing a neural network to perform the embedding instead of a simple linear transformation. Of these, our method is most similar to the non-linear extension of NCA (Salakhutdinov & Hinton, 2007) because we use a neural network to perform the embedding and we optimize a softmax based on Euclidean distances in the transformed space, as opposed to a margin loss. A key distinction between our approach and non-linear NCA is that we form a softmax directly over *classes*, rather than individual points, computed from distances to each class’s prototype representation. This allows each class to have a concise representation independent of the number of data points and obviates the need to store the entire support set to make predictions.

Our approach is also similar to the nearest class mean approach (Mensink et al., 2013), where each class is represented by the mean of its examples. Classification is then performed by finding the prototype that is closest to the query point. This approach was developed to rapidly incorporate new classes into a classifier without retraining, however it relies on a linear embedding and was designed to handle the case where the novel classes come with a large number of examples. In contrast, our approach utilizes neural networks to non-linearly embed points and we couple this with episodic training in order to handle the few-shot scenario. Mensink et al. attempt to extend their approach to also perform non-linear classification, but they do so by allowing classes to have multiple prototypes. They find these prototypes in a pre-processing step by using *k*-means on the input space and then perform a multi-modal variant of their linear embedding. We, on the other hand, learn a non-

linear embedding in an end-to-end manner with no such pre-processing, producing a non-linear classifier that still only requires one prototype per class.

Another very relevant few-shot learning method is the meta-learning approach proposed in [Ravi & Larochelle \(2017\)](#). Here, an LSTM is trained to itself train a model from a given episode. The key insight is to realize that LSTM dynamics and gradient descent can be written in effectively the same way. The LSTM can then be modified to perform optimization, with the performance goal of generalizing well on the query points. Matching networks and prototypical networks can both be seen as forms of meta-learning, in the sense that they produce simple classifiers dynamically from new training episodes; however the core embeddings they rely on are fixed after training. FCE, however, involves a secondary embedding that depends on the support set. Regardless, in the few-shot scenario the amount of data is so small that a simple inductive bias seems to work well, without the need to learn a custom embedding for each episode.

Prototypical networks are also related to the neural statistician ([Edwards & Storkey, 2017](#)) from the generative modeling literature, which extends the variational autoencoder ([Kingma & Welling, 2013](#); [Rezende et al., 2014](#)) to learn generative models of datasets rather than individual points. One component of the neural statistician is the “statistic network” which summarizes a set of data points into a statistic vector. It does this by encoding each point within a dataset, taking a sample mean, and applying a post-processing network to obtain an approximate posterior over the statistic vector. [Edwards & Storkey](#) test their model for one-shot classification on the Omniglot dataset by considering each character to be a separate dataset and making predictions based on the class whose approximate posterior over the statistic vector has minimal KL-divergence from the posterior inferred by the test point. Like the neural statistician, we also produce a summary statistic for each class. However, ours is a discriminative model, as befits our discriminative task of few-shot classification.

There are many other approaches to one-shot learning that employ very different techniques from ours. [Koch \(2015\)](#) uses Siamese networks to predict the probability that two images belong to the same class. [Lake et al. \(2011\)](#) devise a hierarchical Bayesian generative model of how a hand-written character is created in order to perform one-shot learning on the Omniglot dataset. [Santoro et al. \(2016\)](#) propose memory augmented neural networks (MANN) that reference an external memory in a similar fashion to neural Turing machines ([Graves et al., 2014](#)). This allows them to store support examples in an external memory and reference them later when making classification decisions. They also introduce a form of episodic training, similar to that

used in matching networks.

5. Conclusion

We have proposed a simple method called prototypical networks for few-shot learning based on the idea that we can represent each class by the mean of its examples in a representation space learned by a neural network. We train these networks to specifically perform well in the few-shot setting by using episodic training. Prototypical networks and matching networks are equivalent in the one-shot learning setting, however they generalize to the few-shot setting in different ways, with matching networks learning to produce weighted nearest-neighbor classifiers and prototypical networks learning to produce linear classifiers. The approach is far simpler and more efficient than recent meta-learning approaches, and produces state-of-the-art results even without sophisticated extensions developed for matching networks (although these can be applied to prototypical nets as well). We show how performance can be greatly improved by carefully considering the chosen distance metric, and by modifying the episodic learning procedure. We further demonstrate how to generalize prototypical networks to the zero-shot setting, and achieve state-of-the-art results on the CUB-200 dataset. Overall, the simplicity and effectiveness of prototypical networks makes this a promising approach for few-shot learning.

References

- Akata, Zeynep, Perronnin, Florent, Harchaoui, Zaid, and Schmid, Cordelia. Label-embedding for attribute-based classification. In *Computer Vision and Pattern Recognition*, pp. 819–826, 2013.
- Akata, Zeynep, Reed, Scott, Walter, Daniel, Lee, Honglak, and Schiele, Bernt. Evaluation of output embeddings for fine-grained image classification. In *Computer Vision and Pattern Recognition*, pp. 2927–2936, 2015.
- Ba, Jimmy, Swersky, Kevin, Fidler, Sanja, and Salakhutdinov, Ruslan. Predicting deep zero-shot convolutional neural networks using textual descriptions. In *International Conference on Computer Vision*, pp. 4247–4255, 2015.
- Bellet, Aurélien, Habrard, Amaury, and Sebban, Marc. A survey on metric learning for feature vectors and structured data. *arXiv preprint arXiv:1306.6709*, 2013.
- Edwards, Harrison and Storkey, Amos. Towards a neural statistician. *International Conference on Learning Representations*, 2017.
- Elhoseiny, Mohamed, Saleh, Babak, and Elgammal, Ahmed. Write a classifier: Zero-shot learning using purely textual descriptions. In *International Conference on Computer Vision*, pp. 2584–2591, 2013.
- Goldberger, Jacob, Hinton, Geoffrey E., Roweis, Sam T., and Salakhutdinov, Ruslan. Neighbourhood components analysis. In *Advances in Neural Information Processing Systems*, pp. 513–520, 2004.
- Graves, Alex, Wayne, Greg, and Danihelka, Ivo. Neural Turing machines. *arXiv preprint arXiv:1410.5401*, 2014.
- Hochreiter, Sepp and Schmidhuber, Jürgen. Long short-term memory. *Neural computation*, 9(8):1735–1780, 1997.
- Ioffe, Sergey and Szegedy, Christian. Batch normalization: Accelerating deep network training by reducing internal covariate shift. *arXiv preprint arXiv:1502.03167*, 2015.
- Kingma, Diederik and Ba, Jimmy. Adam: A method for stochastic optimization. *arXiv preprint arXiv:1412.6980*, 2014.
- Kingma, Diederik P. and Welling, Max. Auto-encoding variational bayes. *arXiv preprint arXiv:1312.6114*, 2013.
- Koch, Gregory. Siamese neural networks for one-shot image recognition. Master’s thesis, University of Toronto, 2015.
- Krizhevsky, Alex, Sutskever, Ilya, and Hinton, Geoffrey E. Imagenet classification with deep convolutional neural networks. In *Advances in neural information processing systems*, pp. 1097–1105, 2012.
- Kulis, Brian. Metric learning: A survey. *Foundations and Trends in Machine Learning*, 5(4):287–364, 2012.
- Lake, Brenden M., Salakhutdinov, Ruslan, Gross, Jason, and Tenenbaum, Joshua B. One shot learning of simple visual concepts. In *CogSci*, 2011.
- Liao, Renjie, Schwing, Alexander, Zemel, Richard, and Urtasun, Raquel. Learning deep parsimonious representations. *Advances in Neural Information Processing Systems*, 2016.
- Maaten, Laurens van der and Hinton, Geoffrey. Visualizing data using t-sne. *Journal of Machine Learning Research*, 2008.
- Mensink, Thomas, Verbeek, Jakob, Perronnin, Florent, and Csurka, Gabriela. Distance-based image classification: Generalizing to new classes at near-zero cost. *IEEE transactions on pattern analysis and machine intelligence*, 35(11):2624–2637, 2013.
- Miller, Erik G, Matsakis, Nicholas E, and Viola, Paul A. Learning from one example through shared densities on transforms. In *CVPR*, volume 1, pp. 464–471. IEEE, 2000.
- Min, Renqiang, Stanley, David A, Yuan, Zineng, Bonner, Anthony, and Zhang, Zhaolei. A deep non-linear feature mapping for large-margin knn classification. In *2009 Ninth IEEE International Conference on Data Mining*, pp. 357–366. IEEE, 2009.
- Ravi, Sachin and Larochelle, Hugo. Optimization as a model for few-shot learning. *International Conference on Learning Representations*, 2017.
- Reed, Scott, Akata, Zeynep, Schiele, Bernt, and Lee, Honglak. Learning deep representations of fine-grained visual descriptions. *arXiv preprint arXiv:1605.05395*, 2016.
- Rezende, Danilo Jimenez, Mohamed, Shakir, and Wierstra, Daan. Stochastic backpropagation and approximate inference in deep generative models. *arXiv preprint arXiv:1401.4082*, 2014.
- Rippel, Oren, Paluri, Manohar, Dollar, Piotr, and Bourdev, Lubomir. Metric learning with adaptive density discrimination. *International Conference on Learning Representations*, 2016.

- Russakovsky, Olga, Deng, Jia, Su, Hao, Krause, Jonathan, Satheesh, Sanjeev, Ma, Sean, Huang, Zhiheng, Karpthy, Andrej, Khosla, Aditya, Bernstein, Michael, Berg, Alexander C., and Fei-Fei, Li. Imagenet large scale visual recognition challenge. *International Journal of Computer Vision*, 115(3):211–252, 2015.
- Salakhutdinov, Ruslan and Hinton, Geoffrey E. Learning a nonlinear embedding by preserving class neighbourhood structure. In *AISTATS*, pp. 412–419, 2007.
- Santoro, Adam, Bartunov, Sergey, Botvinick, Matthew, Wierstra, Daan, and Lillicrap, Timothy. Meta-learning with memory-augmented neural networks. In *International Conference on Machine Learning*, pp. 1842–1850, 2016.
- Szegedy, Christian, Liu, Wei, Jia, Yangqing, Sermanet, Pierre, Reed, Scott, Anguelov, Dragomir, Erhan, Dumitru, Vanhoucke, Vincent, and Rabinovich, Andrew. Going deeper with convolutions. In *Proceedings of the IEEE Conference on Computer Vision and Pattern Recognition*, pp. 1–9, 2015.
- Vinyals, Oriol, Blundell, Charles, Lillicrap, Tim, Wierstra, Daan, et al. Matching networks for one shot learning. In *Advances in Neural Information Processing Systems*, pp. 3630–3638, 2016.
- Weinberger, Kilian Q, Blitzer, John, and Saul, Lawrence K. Distance metric learning for large margin nearest neighbor classification. In *Advances in neural information processing systems*, pp. 1473–1480, 2005.
- Welinder, P., Branson, S., Mita, T., Wah, C., Schroff, F., Belongie, S., and Perona, P. Caltech-UCSD Birds 200. Technical Report CNS-TR-2010-001, California Institute of Technology, 2010.

A. Additional Omniglot Results

In Table 4 we show test classification accuracy for prototypical networks using Euclidean distance trained with 5, 20, and 60 classes per episode.

B. Additional *miniImageNet* Results

In Table 5 we show the full results for the comparison of training episode configuration in Figure 3. Table 6 contains the full results for our experiments comparing the effect of varying the number of training classes per episode for prototypical networks with Euclidean distance in Figure 4.

Table 4. Additional classification accuracy results for prototypical networks on Omniglot. Configuration of training episodes is indicated by number of classes per episode (“way”), number of support points per class (“shot”) and number of query points per class (“query”). Classification accuracy was averaged over 1,000 randomly generated episodes from the test set.

Model	Dist.	Train Episodes			5-way Acc.		20-way Acc.	
		Shot	Query	Way	1-shot	5-shot	1-shot	5-shot
PROTONETS	Euclid.	1	15	5	97.4%	99.3%	92.0%	97.8%
PROTONETS	Euclid.	1	15	20	98.7%	99.6%	95.4%	98.8%
PROTONETS	Euclid.	1	5	60	98.8%	99.7%	96.0%	99.0%
PROTONETS	Euclid.	5	15	5	96.9%	99.3%	90.7%	97.8%
PROTONETS	Euclid.	5	15	20	98.1%	99.6%	94.1%	98.7%
PROTONETS	Euclid.	5	5	60	98.5%	99.7%	94.7%	98.9%

Table 5. Comparison of matching and prototypical networks on *miniImageNet* under cosine vs. Euclidean distance, 5-way vs. 20-way, and 1-shot vs. 5-shot. All experiments use a shared encoder for both support and query points with embedding dimension 1,600 (architecture and training details are provided in Section 3.2). Classification accuracy is averaged over 600 randomly generated episodes from the test set and 95% confidence intervals are shown.

Model	Dist.	Train Episodes			5-way Acc.	
		Shot	Query	Way	1-shot	5-shot
MATCHING NETS / PROTONETS	Cosine	1	15	5	38.82 \pm 0.69%	44.54 \pm 0.56%
MATCHING NETS / PROTONETS	Euclid.	1	15	5	46.61 \pm 0.78%	59.84 \pm 0.64%
MATCHING NETS / PROTONETS	Cosine	1	15	20	43.63 \pm 0.76%	51.34 \pm 0.64%
MATCHING NETS / PROTONETS	Euclid.	1	15	20	49.17 \pm 0.83%	62.66 \pm 0.71%
MATCHING NETS	Cosine	5	15	5	46.43 \pm 0.74%	54.60 \pm 0.62%
MATCHING NETS	Euclid.	5	15	5	46.43 \pm 0.78%	60.97 \pm 0.67%
MATCHING NETS	Cosine	5	15	20	46.46 \pm 0.79%	55.77 \pm 0.69%
MATCHING NETS	Euclid.	5	15	20	47.99 \pm 0.79%	63.66 \pm 0.68%
PROTONETS	Cosine	5	15	5	42.48 \pm 0.74%	51.23 \pm 0.63%
PROTONETS	Euclid.	5	15	5	44.53 \pm 0.76%	65.77 \pm 0.70%
PROTONETS	Cosine	5	15	20	42.45 \pm 0.73%	51.48 \pm 0.70%
PROTONETS	Euclid.	5	15	20	43.57 \pm 0.82%	68.20 \pm 0.66%

Table 6. Effect of training “way” (number of classes per training episode) for prototypical networks with Euclidean distance on *miniImageNet*. The number of query points per class in training episodes was fixed at 15. Classification accuracy is averaged over 600 randomly generated episodes from the test set and 95% confidence intervals are shown.

Model	Dist.	Train Episodes			5-way Acc.	
		Shot	Query	Way	1-shot	5-shot
PROTONETS	Euclid.	1	15	5	46.14 \pm 0.77%	61.36 \pm 0.68%
PROTONETS	Euclid.	1	15	10	48.27 \pm 0.79%	64.18 \pm 0.68%
PROTONETS	Euclid.	1	15	15	48.60 \pm 0.76%	64.62 \pm 0.66%
PROTONETS	Euclid.	1	15	20	48.57 \pm 0.79%	65.04 \pm 0.69%
PROTONETS	Euclid.	1	15	25	48.51 \pm 0.83%	64.63 \pm 0.69%
PROTONETS	Euclid.	1	15	30	49.42 \pm 0.78%	65.38 \pm 0.68%
PROTONETS	Euclid.	5	15	5	44.53 \pm 0.76%	65.77 \pm 0.70%
PROTONETS	Euclid.	5	15	10	45.09 \pm 0.79%	67.49 \pm 0.70%
PROTONETS	Euclid.	5	15	15	44.07 \pm 0.80%	68.03 \pm 0.66%
PROTONETS	Euclid.	5	15	20	43.57 \pm 0.82%	68.20 \pm 0.66%
PROTONETS	Euclid.	5	15	25	43.32 \pm 0.79%	67.66 \pm 0.68%
PROTONETS	Euclid.	5	15	30	41.38 \pm 0.81%	66.79 \pm 0.66%