

# A Pitfall of Unsupervised Pre-Training

Extended Abstract

Michele Alberti, Mathias Seuret, Rolf Ingold, Marcus Liwicki

Document Image and Voice Analysis Group (DIVA)

University of Fribourg

Bd. de Perolles 90

Fribourg, Switzerland

{firstname}. {lastname}@unifr.ch

## ABSTRACT

The point of this paper is to question typical assumptions in deep learning and suggest alternatives. A particular contribution is to prove that even if a Stacked Convolutional Auto-Encoder (SCAE) is good at reconstructing pictures, it is not necessarily good at discriminating their classes. When using Auto-Encoders, intuitively one assumes that features which are good for reconstruction will also lead to high classification accuracy. Indeed, it became research practice and is a suggested strategy by introductory books. However, we prove that this is not always the case. We thoroughly investigate the quality of features produced by SCAEs when trained to reconstruct their input. In particular, we analyze the relation between the reconstruction and classification capabilities of the network, if we were to use the same features for both tasks. Experimental results suggest that in fact, there is no correlation between the reconstruction score and the quality of features for a classification task. This means, more formally, that the sub-dimension representation space learned from the SCAE (while being trained for input reconstruction) is not necessarily better separable than the initial input space. Furthermore, we show that the reconstruction error is not a good metric to assess the quality of features, because it is biased by the decoder quality. We do not question the usefulness of pre-training, but we conclude that aiming for the lowest reconstruction error is not necessarily a good idea if afterwards one performs a classification task.

## 1 INTRODUCTION

In recent years the knowledge on Deep Neural Network (DNN) made huge steps forward, yet there is still no clear and exhaustive understanding of when and why a deep model works. This makes it difficult to discriminate reliable good practices from techniques that might work, but it is not clear under which circumstances they perform well.

Too often authors are applying a particular technique just because “once it worked” or because modern Deep Learning frameworks allow to use many tools “out of the box” removing the requirement of understanding how they work. This, unfortunately, often leads to commonly agreed practices without proper scientific verification.

### Importance of this Work

People who are proficient in machine learning know that — despite there have been many very successful applications — features that are good/bad for reconstruction are not necessarily good/bad for

classification, as these tasks are different. However, to the best of our knowledge, there is still a lack of literature on the subject. Moreover, people who are beginners/not much used to machine learning might probably focus much on the reconstruction accuracy, which could be a waste of time. In fact, not only many prominent online lectures [8, 15, 17] but also recently published books [7] still suggest to use the compressed representation of Auto-Encoders (AEs) to enable better performance on classification tasks.

### Main Contribution

This investigation does not have the purpose of providing technical novelty but instead rejecting a commonly agreed assumption on a non-novel and widely used approach. Thus, the contribution of this paper is not a novel method but a better understanding of the foundations of many existing methods. Specifically, we reject the thought that using auto-encoder sub-dimensional features — learned by reconstructing the input — for classification tasks, is always good idea.

### Related work

With their recent success in Computer Vision, the research area of deep learning becomes more and more popular. A widely known technique for fast learning of very deep networks is layer-wise training. This technique has been introduced by Ballard [4] in 1987 and became popular after its successful application in the last

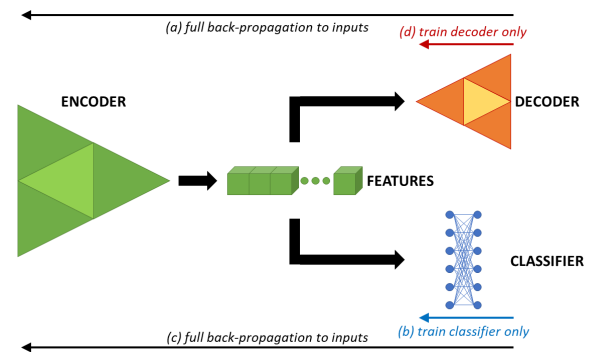


Figure 1: Visual representation of the depth of back propagation when: training the SCAE to reconstruct its input (a), training only the classifier (b), training the classifier with fine-tuning the whole SCAE (c) and training just the decoder part (d).




Figure 2: Visualization of SCAE reconstructions before and after fine-tuning for the datasets of object recognition (CIFAR) and digit recognition (MNIST and SVHN). For each class in the three datasets is shown a representative sample chosen randomly. Notice how the reconstruction capabilities of the networks are significantly lower after fine tuning for classification for both CIFAR and SVHN but only in a much smaller magnitude for MNIST.




Figure 3: A patch of an image of the Parzival dataset at the different stages of the experiments pipeline. After fine tuning the classifier the classification accuracy is higher but so is the reconstruction error. Notice how in (d) the stains from original image are no longer reconstructed in contrast with (b) where they are still present.

decade by many different authors. Among them, there are Hinton et al. [9] who used it to train deep belief networks in 2006, Bengio et al. [5] who in 2007 showed how deep architectures are more efficient than shallow ones for difficult problems and Lee et al. [12] who introduced convolution and probabilistic max-pooling in deep belief networks in 2009. These innovations contributed to the development of a new architecture paradigm which is obtained by literally stacking and convolving AEs. The concept of stacking AEs became popular with Vincent et al. [21] in 2010. One year later Masci et al. [14] put convolution into play and introduced the SCAE architecture. In the more recent years several authors made use of this paradigm in very different contexts. For example Chen et al. [6] applied it in historical documents image layout analysis, Tan et al. [20] used it for steganalysis of digital images and Leng et al. [13] for 3D object retrieval. All these work share the common practice to use AEs as feature extractors for performing classification tasks. However, by doing this, it is inherently assumed that a good AE will lead to a good classification. Here we continue the work of Wei et

al. [22] on analyzing the quality of automatically/deeply learned features by questioning the correlation between their reconstruction and classification abilities.

## 2 RECONSTRUCTION ERROR

In this section we analyze the reliability of reconstruction error used as metric to determine the quality of features produced by SCAEs. A common way to evaluate the quality of an AE (or to evaluate its learning status) is to look at its reconstruction error. Recall that the purpose of an AE is being able to reconstruct an input  $\vec{x}$  from its encoded representation  $\vec{y}$  as in Equation 1:

$$\vec{y} = E(\vec{x}), \vec{x}' = D(\vec{y}) \mid \vec{x} \approx \vec{x}' \quad \text{where} \quad |\vec{y}| \leq |\vec{x}| \quad (1)$$

where  $E$  and  $D$  are the encoding/decoding functions. The reconstruction error  $s$  is computed by measuring the distance between the input and the reconstructed output with a distance function  $L$ , as shown in Equation 2:

$$s = L(\vec{x}', \vec{x}) \quad (2)$$

Using the reconstruction error to evaluate the classification capabilities of the features of an AE or a SCAE is unsafe for three main reasons:

- (1) There is no mathematical background supporting the hypothesis that good features for input reconstruction are inherently good for classification purposes. AEs are trained to reconstruct their input and could learn to ignore aspects of the input which could be critical for a successful classification task.
- (2) The AE is not necessarily learning a meaningful representation of the input. In fact, an extreme example would be when the identity function<sup>1</sup> is learned from the AE. In this case, the reconstruction error is 0 but the quality of the features vector  $\vec{y}$  is poor as there is no advantage from feeding them rather than the raw input to a classifier.
- (3) After substituting 1 in 2 we obtain that the reconstruction error is computed as:

$$s = L(D(E(\vec{x})), \vec{x}) \quad (3)$$

That is, the decoding function  $D(\vec{y})$  is taken into account and affects the reconstruction error  $s$ . This means that a bad decoding function  $D$  can shadow an high quality features vector  $\vec{y}$ . Furthermore, when using the SCAE as features extractor, the decoding function is not even used as the encoded array  $\vec{y}$  (and not  $\vec{x}'$ ) is forwarded to following layers.

In conclusion, both from the mathematical and intuitive points of view, this metric is potentially not giving an insight on the quality of the features vector  $\vec{y}$  and its reliability is definitely jeopardized by the quality of the decoding function  $D(\vec{y})$ . In Section 4 we show that this analysis find correspondence in practice.

### 3 EXPERIMENTS SETTING

Our experiments are composed of four phases (see Figure 1):

- (a) Train the SCAEs to reconstruct its input by minimizing the reconstruction error.
- (b) Use SCAE extracted features to train a classifier (see 3.1 for details on which tasks).
- (c) Again, use SCAE extracted features to train a classifier, but this time with fine-tuning the whole SCAEs (all layers).
- (d) Train the SCAEs’s decoders only<sup>2</sup>.

Step (a) is the known unsupervised layer-wise pre-training process. In step (b) we train a classifier on the features extracted from the SCAE to measure their classification capabilities. In step (c) allowing the feature extractor to “fit” to the classifier instead of keeping it statically defined sounds like a reasonable idea<sup>3</sup>: but what does this mean from the features point of view? If a fully

trained (hence converged) SCAE can be still modified such to increase the performance of a classifier, we can safely derive that the former features were not optimal for that task. As a matter of fact, the SCAE has been taught to reconstruct the input, not to extract the best features for classification. Conversely, we want to investigate if the additional fine-tuning for the classification task harms the reconstruction abilities of the learned representations. Therefore with step (d) we compare the reconstruction capabilities before and after fine-tuning for classification.

#### 3.1 Classification Tasks and Datasets

In the context of this work, we would need a single negative example to disprove the generality of the assumption that features good for reconstruction are inherently good for classification. We however run a thorough investigation on different tasks belonging to different domains, such as digit recognition (MNIST [11] and SVHN [16]), object recognition (CIFAR10 [10]) and historical documents image segmentation at pixel level (IAM-HistDB: Parzival, Sain Gall and G. Washington [2, 3]).

#### 3.2 Architecture

We use the standard version of the SCAE architecture [19] – without modifying it – because we want to make a point on a general setting and not on a specific case. In fact, to increase generality we did not stick to one architecture but we adapted multiple configurations similar to those used in recent work [1, 18] which have up to 6 layers and at most ~4K parameters. In total we measured the results on 10 different SCAEs configurations (different hyperparameters, architecture, initialization technique, ...) and tested each of them once with a linear classifier and once with a neural classifier made of 3 fully connected layers with a few hundreds of neurons each. As we are measuring the classification performances only once the network is converged (applies both to classifiers and SCAE), the exact values of some hyper-parameters (e.g the learning rate) are not relevant and are therefore omitted.

### 4 RESULTS DISCUSSION

After training the SCAE and using its features to train the classifier (phases *a* and *b*, see Section 3) we can measure the relationship between the reconstruction error and the classification accuracy. In Figure 4, one can see that the highest classification accuracy has not been obtained by the SCAE which had the lower reconstruction error. In fact, some of the SCAEs that had a very low reconstruction error produced features with which the classifier reached a very low accuracy (e.g light green points in Figure 4). This already proves that aiming for the lowest reconstruction error is not necessarily a good idea if afterwards one performs a classification task.

We measured the correlation coefficients between the reconstruction error and the classification accuracy for all configurations on all different datasets, then, fine-tuned the classifier and the decoder parts (phases *c* and *d*, see Section 3) and finally measured the correlation once again. We used different distance metrics to show that this is not influencing the results. Specifically: Euclidean distance (EUC), Scaled Offset Invariant (SOI), Normalized Correlation (NOC),  $\Delta$  E94 and Mahalanobis. The results are summarized in Table 1. As expected, the absence of a pattern or a general trend denotes

<sup>1</sup>Under the assumption  $|\vec{x}| \leq |\vec{y}|$  this is not only possible but also very likely to happen.

<sup>2</sup>This is necessary to enable the comparison of the reconstruction error before and after fine tuning.

<sup>3</sup>This is not novel and its a well known practice in the field.

		Before fine-tuning					After fine-tuning				
		EUC	SOI	NOC	E94	MA	EUC	SOI	NOC	E94	MA
MNIST	NN	-0.75*	-0.75*	-0.75*	-0.75*	NaN	-0.93	-0.74*	-0.88	-0.93	-0.92
	LL	0.67*	0.67*	0.68*	0.67*	NaN	-0.76*	0.68*	-0.83*	-0.76*	-0.93
SVHN	NN	-0.54*	-0.65*	-0.55*	-0.61*	-0.72	-0.71*	-0.68*	-0.66*	-0.71*	-0.21*
	LL	0.43*	0.63*	0.55*	0.54*	0.73	0.20*	0.42*	0.25*	0.34*	0.63*
CIFAR	NN	-0.78	-0.80	-0.80	-0.82	-0.87	-0.95	-0.64*	-0.72	-0.95	-0.16*
	LL	0.40*	0.47*	0.49*	0.48*	0.56*	0.16*	0.31*	0.11*	0.20*	0.44*
PARZIVAL	NN	-0.47	-0.36	-0.44	-0.48	-0.51	0.42	0.45	0.44	0.41	0.43
	LL	-0.08*	0.00*	0.04*	-0.04*	-0.05*	0.68	0.81	0.79	0.75	0.82
SAIN GALL	NN	-0.56	-0.60	-0.59	-0.56	-0.57	-0.85	-0.88	-0.87	-0.86	-0.68
	LL	0.13	0.39	0.44	0.14	0.29	0.38	0.65	0.73	0.43	0.25
GW	NN	-0.38	-0.35*	0.27*	-0.38	NaN	0.44	0.44	0.31*	0.44	-0.21*
	LL	0.02*	-0.03*	0.12*	0.02*	NaN	-0.60	-0.63	-0.70	-0.60	-0.31*

**Table 1: Correlation between the reconstruction error and the accuracy obtained on the test for each dataset after training the classifier normally. The star exponent (\*) denotes a non significant result (p-value above 0.05). NN and LL indicate the type of the layers of the classifier: Neural Layer and Linear Layers respectively. The NaN values for the Mahalanobis distance on MNIST and GW datasets are caused by a singular correlation matrix between the input and the reconstructed patch. This is most likely happening because of the many white pixels found in these two datasets.**

that there is no correlation between these two values. For instance, notice how only some datasets present different trend before/after fine-tuning, e.g. the George Washington dataset has flipped signs between the two tables. There is no coherent trend for the correlation, even in the same domain. For example, observe how the three image segmentation datasets have completely different numbers – especially after fine-tuning.

In Figure 3 we visualized the experiments pipeline to make it easier to interpret. We show a patch of an image of the Parzival dataset at the different stages of the experiments. On this patch, fine-tuning the classifier/decoder increases both the classification accuracy and the reconstruction error. In fact, the quality of the final reconstruction (3d) is worse than the initial SCAE reconstruction (3b) and, as expected, before training the decoder (3c) is even worse. This is also observable in their Euclidean reconstruction error which is reported for each stage.

Additionally, we noticed how the stains in the original image (3a) are not reconstructed by the fine-tuned network (3d). This is not surprising because in historical document image analysis the stains are typically considered source of noise and do not contain useful information to discriminate a pixel class. In a way, the fine-tuned network applies a “denoising” effect, w.r.t the information useful to discriminate classes.

Another observation we made is that the fine-tuning process can lead to features which are not linked to visual appearance as the decoder is unable to reconstruct the SCAE input after fine-tuning. This is visible in Figure 2: on the frog image for CIFAR, the number 7 for the SVHN and with a minor magnitude on the numbers 3 and 8 for MNIST.

## 5 CONCLUSION AND OUTLOOK

In this paper we questioned a typical assumptions made in deep learning. We reject the Hypothesis that “Features good for reconstruction are inherently good for classification tasks.” by showing that there is no correlation between reconstruction and classification abilities of automatically/deeply learned features of SCAEs.



**Figure 4: In the above plot there are the performance of different configurations on the Sain Gall dataset. Different color correspond to a different configuration of the SCAE. Each point represent the result of the SCAE-classifier pair on a specific page belonging to the test set. All the pairs shown here have linear layers in the classifier. The reconstruction error is computed with the Euclidean distance metric. Notice how the highest accuracy is not achieved with the smallest reconstruction error (yellow/pink points). The blue line is the visualization of the correlation.**

This work contributes towards advancing knowledge not only on the SCAE paradigm, but also on the general field of unsupervised feature learning. While this idea is getting more and more attention from the researchers in the field of machine learning and deep learning, we strive better understanding the internals, the found representations, and the classification potential.

Finally, we conclude that one should not rely on reconstruction error to evaluate the quality of the features produced by a SCAE for a classification task, but rather aim for an alternative and independent investigation of the network classification abilities.

## ACKNOWLEDGMENTS

The work presented in this paper has been partially supported by the HisDoc III project funded by the Swiss National Science Foundation with the grant number 205120\_169618.

## REFERENCES

- [1] Michele Alberti, Mathias Seuret, Vinaychandran Pondenkandath, Rolf Ingold, and Marcus Liwicki. 2017. Historical Document Image Segmentation with LDA-Initialized Deep Neural Networks. *ICDAR-HIP 2017*. (2017). arXiv:arXiv:1710.07363
- [2] Alicia Forns, Andreas Fischer, Volkmar Frinken. 2011. Transcription Alignment of Latin Manuscripts Using Hidden Markov Models. *Workshop on Historical Document Imaging and Processing* (2011), 29–36.
- [3] Alicia Forns, Andreas Fischer, Volkmar Frinken. 2012. Lexicon-Free Handwritten Word Spotting Using Character HMMs. *Pattern Recognition Letters* 37 (2012), 934–942.
- [4] Dana H Ballard. 1987. Modular Learning in Neural Networks. In *AAAI*, 279–284.
- [5] Yoshua Bengio, Pascal Lamblin, Dan Popovici, Hugo Larochelle, et al. 2007. Greedy layer-wise training of deep networks. *Advances in neural information processing systems* 19 (2007), 153.
- [6] Kai Chen, Mathias Seuret, Marcus Liwicki, Jean Hennebert, and Rolf Ingold. 2015. Page segmentation of historical document images with convolutional autoencoders. In *Document Analysis and Recognition (ICDAR), 2015 13th International Conference on*. IEEE, 1011–1015.
- [7] Ian Goodfellow, Yoshua Bengio, and Aaron Courville. 2016. *Deep Learning*. MIT Press. <http://www.deeplearningbook.org>.
- [8] Roger Grosse. 2017. CSC321 Lecture 20: Autoencoders. (2017). <http://www.cs.toronto.edu/~rgrosse/courses/csc321.2017/slides/lec20.pdf>
- [9] Geoffrey Hinton, Simon Osindero, and Yee-Whye Teh. 2006. A Fast Learning Algorithm for Deep Belief Nets. *Neural Comput.* 18, 7 (jul 2006), 1527–1554. <https://doi.org/10.1162/neco.2006.18.7.1527>
- [10] Alex Krizhevsky and Geoffrey Hinton. 2009. Learning multiple layers of features from tiny images. (2009).
- [11] Yann LeCun, Léon Bottou, Yoshua Bengio, and Patrick Haffner. 1998. Gradient-based learning applied to document recognition. *Proc. IEEE* 86, 11 (1998), 2278–2324.
- [12] Honglak Lee, Roger Grosse, Rajesh Ranganath, and Andrew Y Ng. 2009. Convolutional deep belief networks for scalable unsupervised learning of hierarchical representations. In *Proceedings of the 26th annual international conference on machine learning*. ACM, 609–616.
- [13] Biao Leng, Shuang Guo, Xiangyang Zhang, and Zhang Xiong. 2015. 3D object retrieval with stacked local convolutional autoencoder. *Signal Processing* 112 (2015), 119 – 128. <https://doi.org/10.1016/j.sigpro.2014.09.005> Signal Processing and Learning Methods for 3D Semantic Analysis.
- [14] Jonathan Masci, Ueli Meier, Dan Ciresan, and Jürgen Schmidhuber. 2011. Stacked Convolutional Auto-Encoders for Hierarchical Feature Extraction. *Springer-Verlag Berlin Heidelberg* (2011), pp. 52–59. Istituto Dalle Molle di Studi sull'Intelligenza Artificiale (IDSIA) Lugano, Switzerland.
- [15] Colin McDonnell. 2016. Lecture 15.2 – Deep autoencoders [Neural Networks for Machine Learning]. (feb 2016). [https://www.youtube.com/watch?v=\\_Ex1Ur85AVs](https://www.youtube.com/watch?v=_Ex1Ur85AVs)
- [16] Yuval Netzer, Tao Wang, Adam Coates, Alessandro Bissacco, Bo Wu, and Andrew Y Ng. 2011. Reading digits in natural images with unsupervised feature learning. In *NIPS workshop on deep learning and unsupervised feature learning*, Vol. 2011. 5.
- [17] Nils Reimers. 2015. Deep Learning for NLP - Lecture 4 - Autoencoders. (oct 2015). <https://youtu.be/FSKag11y8yI?t=18m32s>
- [18] Mathias Seuret, Michele Alberti, Rolf Ingold, and Marcus Liwicki. 2017. PCA-Initialized Deep Neural Networks Applied To Document Image Analysis. *ICDAR 2017. Accepted ICDAR 2017 abs/1702.00177* (2017). <http://arxiv.org/abs/1702.00177>
- [19] Mathias Seuret, Michele Alberti, and Marcus Liwicki. 2016. *N-light-N : Read The Friendly Manual*. Technical Report. Technical Report 16-02. Department of Informatics, University of Fribourg, Fribourg, Switzerland.
- [20] Shunquan Tan and Bin Li. 2014. Stacked convolutional auto-encoders for steganalysis of digital images. In *Signal and Information Processing Association Annual Summit and Conference (APSIPA), 2014 Asia-Pacific*. IEEE, 1–4.
- [21] Pascal Vincent, Hugo Larochelle, Isabelle Lajoie, Yoshua Bengio, and Pierre-Antoine Manzagol. 2010. Stacked denoising autoencoders: Learning useful representations in a deep network with a local denoising criterion. *Journal of Machine Learning Research* 11, Dec (2010), 3371–3408.
- [22] Hao Wei, Mathias Seuret, Kai Chen, Andreas Fischer, Marcus Liwicki, and Rolf Ingold. 2015. Selecting Autoencoder Features for Layout Analysis of Historical Documents. In *Proceedings of the 3rd International Workshop on Historical Document Imaging and Processing (HIP '15)*. ACM, New York, NY, USA, 55–62. <https://doi.org/10.1145/2809544.2809548>