

A Self-supervised Learning System for Object Detection using Physics Simulation and Multi-view Pose Estimation

Chaitanya Mitash, Kostas E. Bekris and Abdeslam Boularias

Abstract—Impressive progress has been achieved in object detection with the use of deep learning. Nevertheless, such tools typically require a large amount of training data and significant manual effort for labeling objects. This limits their applicability in robotics, where it is necessary to scale solutions to a large number of objects and a variety of conditions. This work proposes a fully autonomous process to train a Convolutional Neural Network (CNN) for object detection and pose estimation in robotic setups. The application involves detection of objects placed in a clutter and in tight environments, such as a shelf. In particular, given access to 3D object models, several aspects of the environment are simulated and the models are placed in physically realistic poses with respect to their environment to generate a labeled synthetic dataset. To further improve object detection, the network self-trains over real images that are labeled using a robust multi-view pose estimation process. The proposed training process is evaluated on several existing datasets and on a dataset that we collected with a Motoman robotic manipulator. Results show that the proposed process outperforms popular training processes relying on synthetic data generation and manual annotation.

I. INTRODUCTION

Object detection is frequently the first step of robotic manipulation. Recently, deep learning methods, such as those employing Convolutional Neural Networks (CNNs), have become the standard tool for object detection, outperforming alternatives in object recognition benchmarks. These desirable results are typically obtained by training CNNs using datasets that involve a very large number of labeled images (e.g., ImageNet [1], and MS-COCO [2]). Creating such large datasets requires intensive human labor. Furthermore, as these datasets are general-purpose, one needs to create new datasets for specific object categories and environmental setups.

The recent Amazon Picking Challenge (APC) [3] has reinforced this realization and has led into the development of datasets specifically for the detection of objects inside shelving units [4], [5], [6]. These datasets are created either with human annotation or by incrementally placing one object in the scene and using foreground masking.

An increasingly popular approach to avoid manual labeling is to use synthetic datasets generated by rendering 3D CAD models of objects with different viewpoints. Synthetic datasets have been used to train CNNs for object detection [7] and viewpoint estimation [8]. One major

The authors are with the Computer Science Department of Rutgers University in Piscataway, New Jersey, 08854, USA. Email: {cm1074,kb572,ab1544}@rutgers.edu




Fig. 1: Robotic manipulator performing multi-view pose estimation using an object detector trained with simulated scenes (bottom-left). The estimated poses are used to automatically label real images (bottom-right) and add them to the training dataset, in a lifelong learning process. The object detector trained initially with simulated scenes is not highly accurate, but the multi-view pose estimation bootstraps its accuracy by trusting only the object's label predicted from views in which the detector is confident, and using that label to label images of the same scene taken from more difficult views.

challenge in using synthetic data is the inherent difference between virtual training examples and real testing data. There is a considerable interest in studying the impact of texture, lighting, and shape to address this disparity [9]. One issue with synthetic images generated from rendering engines is that they display objects in poses that are not necessarily physically realistic. Moreover, occlusions are usually treated in a rather naive manner, i.e., by applying cropping, or pasting rectangular patches, which again results in unrealistic scenes [7] [8] [10].

This work proposes an automated system for generating and labeling datasets for training CNNs. The objective of the proposed system is to completely automate the process of data generation and to achieve precise bounding box detection for a specified robotic setup. In particular, the two main contributions of this work are:

- a simulator that uses the information from camera calibration, shelf or table localization to setup an environment, performs physics simulation to place objects at realistic configurations and renders images of scenes to generate a synthetic dataset to train an object detector,
- and a lifelong self-learning system that uses the object detector trained with our simulator to perform a robust multi-view pose estimation with a robotic manipulator, and use the results to correctly label real images in all the different views. The key insight behind this system is the fact that the robot can often find a good view angle that allows the detector to accurately label the object and estimate its pose. The object’s predicted label is then used to label images of the same scene taken from more difficult views, as shown in Figure 1. The transformations between different views are known because they are obtained by moving the robotic manipulator, they are also used for estimating the pose of the object by aggregating the point clouds taken from the different views.

The principal advantage of this work is that all the data are collected and labeled with no human effort. Two main limitations of this work are:

- the system is unable to detect completely new objects that have not been shown in simulation,
- and the use of depth images of the objects to perform pose estimation. The robot needs to be close enough to the objects to use current depth sensors.

For transparency, the software and data of the proposed system, in addition to all the experiments, are publicly available at <http://www.cs.rutgers.edu/cm1074/PHYSIM.html>

II. RELATED WORK

Our system proposes novelty in the training process with respect to synthetic data generation and self-learning, however, it comprises several other modules which have seen advances over the past few years.

Object Segmentation In the past few years, the task of object detection and semantic segmentation of images have been vastly studied and evaluated on large scale image datasets like the ImageNet [1], and MS-COCO [2]. Combining region proposals with convolutional neural networks, the R-CNN [12] opened the path to high accuracy object detection which was followed up with deep network architectures [13], [14] and end-to-end training frameworks [15], [11]. There has also been a significant success in semantic labeling of images with the advent of fully convolutional networks (FCN) [16] and its extensions [17],

[18], [19]. We integrate some of these methods into our system and propose an automated way to collect dataset and incrementally train these CNNs for better performance.

Pose Estimation Several approaches have been used to estimate the 6D pose of objects in a scene. Some approach the problem by matching SIFT features [20] while some extract templates using color gradient and surface normals [21] from 3D models of objects. Synthesis-based approaches have also been gaining popularity [22], [23]. However, in the recently concluded Amazon Picking Challenge [3] where setup includes varying light conditions and cluttered objects, the top performing teams of TU Delft and MIT-Princeton developed vision system [6], [24] comprising of a CNN-based segmentation [11], [16] module followed by pairwise point cloud registration with 3D models [25], [26], [27], [28]. We study the different techniques for pose estimation and propose a method to feedback the results of this process to improve object segmentation.

Synthetic Dataset Synthetic datasets generated from 3D models have been used for object detection [7], [29] and pose estimation [30], [8] with some mixed success. [10] compares the performance of models trained on synthetic images to those trained with natural images. We propose a physics-aware simulator which generates realistic images of scenes in the defined setup.

Self-supervised Learning The idea of incrementally learning with minimal supervision has been exploited previously in many different ways. Curriculum learning [31] and self-paced learning [32] have been adapted to improve the performance of object detectors [33], [34]. Some propose semi-supervised learning using web images [35] and some using videos [36], [37]. We propose a self-learning technique where the robot acquires real images of scenes from multiple views and feeds back the knowledge acquired by combining multiple views and registering 3D model to improve object detection.

III. PHYSICS AWARE SIMULATION

The first component of our system is a physics-aware simulator that simulates exactly the parameters of a known camera, incorporates knowledge of the environment, and uses a physics engine to mimic the real world setup. It is used to generate a synthetic dataset for training an object detector, given 3D CAD models of objects. This module has been implemented using the Blender API which internally uses Bullet for physics simulation. The pipeline for the process is depicted in Figure 2.

Camera parameters In a sensing system for robotic manipulation, the pose of camera $C(R, t)$, $R \in SO(3)$, $t \in R^3$ mounted on the robot, can be exactly computed using the forward kinematics of the manipulator. The camera calibration process gives us access to the intrinsic parameters




Fig. 2: Pipeline for physics aware simulation. The 3D CAD models are generated and loaded in a calibrated environment on the simulator. A subset of the objects is chosen for generating a scene. Objects undergo physics simulation to settle down on the resting surface under the effect of gravity. The scenes are rendered from known camera poses and perspective projection is used to compute 2D bounding boxes for each object. The labeled scenes are used to train Faster-RCNN [11] object detector, which is tested on real world setup.

of the camera in the form of K-matrix defined by the focal length (f_x, f_y) and principal point (u_0, v_0) . Multiple known camera poses and a fixed camera intrinsic matrix is used to render a generated scene in our simulator.

Environment calibration In this step, the resting surface for the objects is localized with respect to the robot. Our system has been evaluated on the APC shelf and the table top setups. The shelf localization process uses RANSAC [38] to compute edges and planes on the shelf and the geometry of the shelf model is used to localize the bins. To obtain the approximate pose of the table, we use the plane fitting implementation in MATLAB.

Scene Simulation Once we compute the pose of the resting surface, the scene is simulated by choosing the objects from the list of available object models and placing them on top of the resting surface. The initial position of an object is sampled uniformly at random along the x and y axis as $p_i = \text{rand}(-d_i/2, d_i/2)$, where d_i is the dimension of the resting surface along the i^{th} axis. The initial position along the z-axis is set manually and can be adjusted to either simulate dropping or placing. The initial orientation is uniformly sampled from the $SO(3)$ space. Once initialized, the objects fall due to gravity, bounce, and collide with each other and with the resting surfaces. Any interpenetrations among objects or with the shelf are appropriately treated by the physics engine. The final poses of the objects, when they stabilize, resemble real-world poses. Gravity, friction coefficients and mass parameters are set at similar values globally and damping parameters are set to maximum in

order to promote fast stabilization of the scene.

Render and Label The simulated scene is then rendered from multiple views using the pre-defined camera poses. The environment lighting and point light sources are varied with respect to location, energy, color and shadow effects for each rendering. Simulating different lighting sources such as 40w Tungsten, 100w Tungsten, Halogen, Carbon Arc, High Noon Sun, and Direct Sunlight [39] helps avoid over-fitting to a specific texture and thus makes the training set more robust to different testing scenarios. Finally, perspective projection is applied to obtain 2D bounding box labels for each object in the scene. The overlapping portion of the bounding boxes for the object that is further away from the camera is pruned.

The synthetic dataset generated from the above process is used to train Faster R-CNN [11] based object detector with deep VGG network architecture [14]. The simulator can also be adapted to generate pixel-wise labeling for training semantic segmentation.

IV. SELF-SUPERVISED LEARNING FROM MULTI-VIEW POSE ESTIMATION

Given access to an object detector trained with the physics-aware simulator, the self-learning pipeline precisely labels real world images using a robust multi-view pose estimation. This is based on the idea that the detector performs well on some views, while might be imprecise or fail in other views, but aggregating 3d data over the confident detections and with access to the knowledge of the environment, a 3d segment can be extracted for each

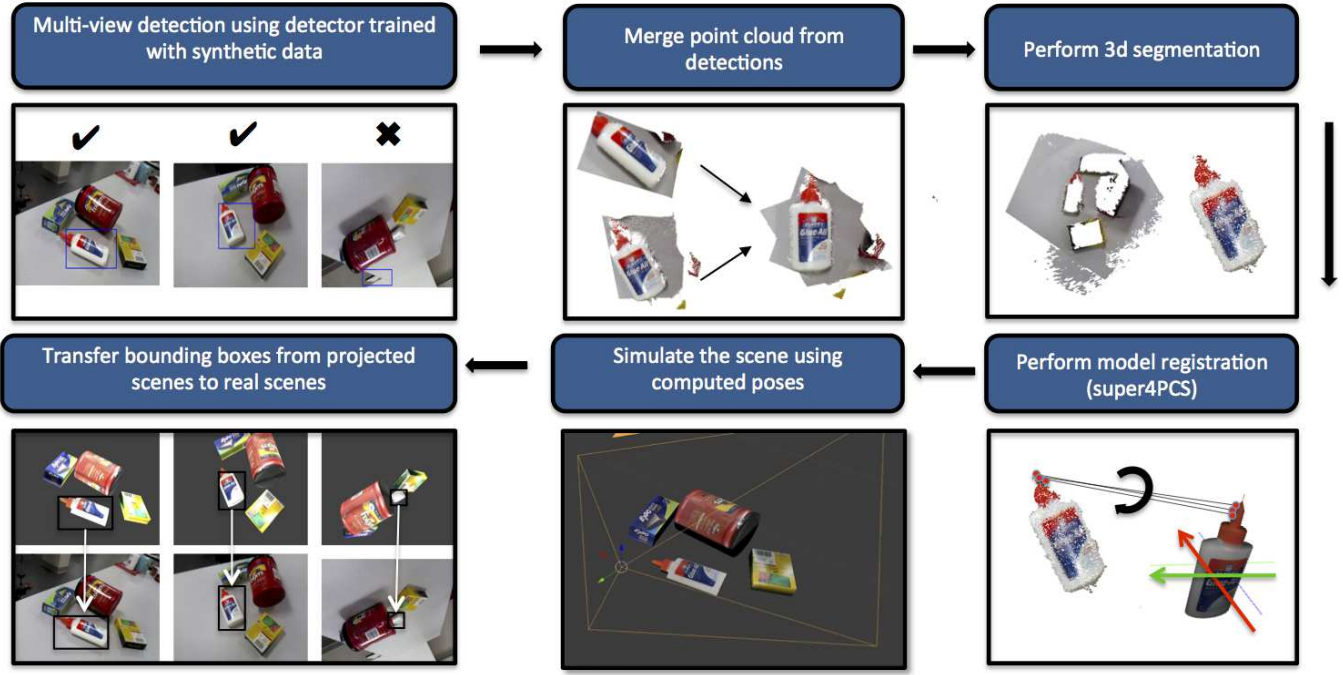


Fig. 3: Self-learning pipeline. Detector trained with simulated data is used to detect objects from multiple views. The point cloud aggregated from successful detections undergoes 3d segmentation. Super4PCS [26] is used to estimate 6D pose of the object in world frame. The computed poses with high confidence values are simulated and projected back to the multiple camera views to obtain precise labels over real images.

object instance in the scene. This combined with the fact that we have 3d models of objects, makes it highly likely to estimate correct 6D pose of objects given enough views and search time. The confident success in pose estimation is then projected back to the multiple views, and used to label real images. These examples are very effective to reduce the confusion in the classifier for novel views. The process also autonomously reconfigures the scene using manipulation actions to apply the labeling process iteratively over time on different scenes, thus generating a labeled dataset which is then used to re-train the object detector. The pipeline of the process is presented in Figure 5d.

Multi-view detection The robot uses the PRACSYS motion planning library to capture images of scenes from different pre-defined camera configurations. The detector model trained using physics-aware simulation is then used to extract bounding boxes corresponding to each object in the scene. There might exist a bias in simulation either with respect to texture or poses, which can lead to imprecise bounding boxes or a complete failure in certain views. We place a threshold on the confidence value returned by RCNN for the detection to be considered for further processing.

Point cloud merging and segmentation The pixel-wise depth information within the confidently detected bounding boxes are used to transform and combine the object segments from multiple views to the world frame. At this point we employ the knowledge of the environment

to clean this aggregated point cloud. Any point outside the bounds of the shelf or table is removed. Further, post-processing is performed using k-nearest neighbor based outlier removal and a uniform grid filter.

Model registration Several point cloud registration methods were integrated into the system for registering the 3D model with the corresponding segmented point cloud including the Super4PCS [26], fast global registration [28] and simply using the principal component analysis with ICP[25]. The Super4PCS algorithm [26] used alongside ICP was found to be the most applicable for our purpose as it turns out to be the most robust to outliers and returns a very natural metric for confidence evaluation. The super4PCS returns the best rigid alignment according to Largest Common Pointset (LCP). The algorithm searches for the best score, using transformations obtained from four-point congruences, and thus given enough time it generates the optimal alignment with respect to the extracted segment.

Labeling real images After the pose is computed for each object, the scene is simulated using object models placed at the output pose and projected to the known camera views. Bounding boxes are computed on the simulated images and transferred to the real images. This gives precise bounding box labels for real images in all the views.

Autonomous scene reconfiguration In this phase, the robot reconfigures the scene with a pick and place




Fig. 4: Manipulator performing scene reconfiguration by moving an object from one configuration on the table to another

manipulation action to iteratively construct scenes and label them, as illustrated in Figure 4. The automaton for the process is as defined below:

- 1) Move to pre-defined sensing positions and capture RGB-D images of the scene from multiple views;
- 2) Perform 6D pose estimation for each object in the scene;
- 3) Randomly choose an object in the scene to reconfigure, and select the final configuration from a given set of discrete configurations for dropping objects on top of the table;
- 4) Pick and move the object to the final configuration;
- 5) Go to step 1;

V. EVALUATION

Several RGB-D datasets were recently released in the setting of the Amazon Picking Challenge [4], [5], [6]. We chose to evaluate our system on the benchmark dataset released by Team MIT-Princeton [6] in the APC 2016 framework. We also evaluate the performance of our system on the table-top setup in our lab.

A. BENCHMARK SHELF&TOTE DATASET

The experiments are performed on 148 scenes in the shelf environment with a different level of lighting and clutter. The scenes include 11 objects used in APC with 2220 images and 229 unique object poses. The objects were chosen to represent different geometric shapes, while however ignoring the ones which did not have any depth information. Thus, the results can be generalized to a large set of objects. The standard Intersection-Over-Union (IoU) metric is used to evaluate the performance in object detection task.

Generating training data using test data distribution We establish an upper bound for the performance of a detector trained with simulated images. For this purpose, we train the object detector with the knowledge of pose distribution in the test data. This process consists of estimating the

method	succ (IoU > 0.5)
simulated using test distribution	69%
uniform synthetic data	31%
physics aware simulation	64%

(a) Effect of varying object pose distribution in the training dataset

dataset size	
2200	64%
5000	62%
10000	57%

(b) Adding more synthetic images leads to overfitting

constant light	64%
varying light	70%

(c) Effect of varying lighting conditions.

#self labeled images added	
2000	75%
6000	81%
10000	82%

(d) Performance boost with self learning

Team MIT-Princeton [6]	75%
------------------------	-----

(e) Comparing to the benchmark performance

Fig. 5: Experiments on Princeton Shelf&Tote dataset

density of the test data using *Kernel Density Estimation*, and generating training data according to this distribution, as described in the following steps:

- Uniformly simulate a large number of scenes using the physics-aware simulator and record the poses for each object in the scene.
- Weigh each generated scene according to its similarity to test data. This is the sum of the number of objects in the scene for which the pose matches (rotation difference less than 15° and translation difference less than 5cm) at least one pose in their corresponding test pose distribution.
- Normalize the weights to get a probability distribution on the sampled poses.
- Sub-sample the training poses using the normalized probability distribution

The sampled scenes were used to train a detector with a detection accuracy of 69% 5a.

Uniformly sampled synthetic data: This alternative uses 3D models of the objects to render their images from several viewpoints sampled on a spherical surface centered at the object. The rendering process took place under varying lighting conditions to provide a diverse set of examples. The background image corresponded to the APC shelf, on top of which randomly selected objects were pasted at sampled locations. This process allows to simulate occlusions and mask subtraction provides the accurate bounding boxes in these cases. The objects in these images are not guaranteed to have physically realistic poses. This popular method of

synthetic data generation does not perform well on our task, giving a low accuracy of 31% 5a.

Over-fitting object poses by physics simulation: The accuracy of 64% achieved by the proposed physics-aware simulator is close to the computed upper bound. By incorporating the knowledge of the camera pose, resting surface and by using physics simulation we are essentially over-fitting our detector to the distribution of poses from which the test data comes, which is very useful for setups in robotics.

Over-fitting to synthetic texture: The results discussed until now are with respect to a constant lighting condition, and as we grow our dataset we see a dip in the performance. This is expected as this time the detector overfits with respect to the synthetic texture which we did not model to mimic the test lighting condition. This sort of over-fitting is not desirable and we solve it by varying the lighting conditions according to the location and color of the light source. This does resolve the problem to some extent but the dataset bias still limits our performance to an accuracy of 70%.

Self-learning: We run our self-learning pipeline over the training images in the *Shelf&Tote* [6] training dataset to automatically label them using multi-view pose estimation. The real images are incrementally added to the simulated dataset to re-train the *Faster-RCNN*. This results in a performance boost of 12%. This result also outperforms the training process by [6] which uses approximately 15,000 real labeled images. The reason that our method outperforms a large dataset of real training images is that the real scenes contain only one object in each scene.

Pose estimation: Success in pose estimation is evaluated as the percentage of predictions with an error in translation less than 5cm and mean error in the rotation less than 15° . The results of pose estimation are compared to the pose system proposed by Team MIT-Princeton [6] in addition to different model registration techniques. The results are depicted in Table I. With the above metric, we outperform the pose estimation system proposed in [6] by a margin of 25%. The pose system proposed by [6] was carefully designed to extend the applicability of the system to objects with no depth information which is a limitation of our system and thus we evaluate both the systems on only a subset of the test data. It is very interesting to note that our success in pose estimation task is at par with the success achieved using ground truth bounding boxes.

B. TABLE TOP SETUP

The test dataset was generated by placing multiple objects in different configurations on the table-top and using the Intel RealSense camera mounted on the Motoman robot to capture images of scenes from multiple views.

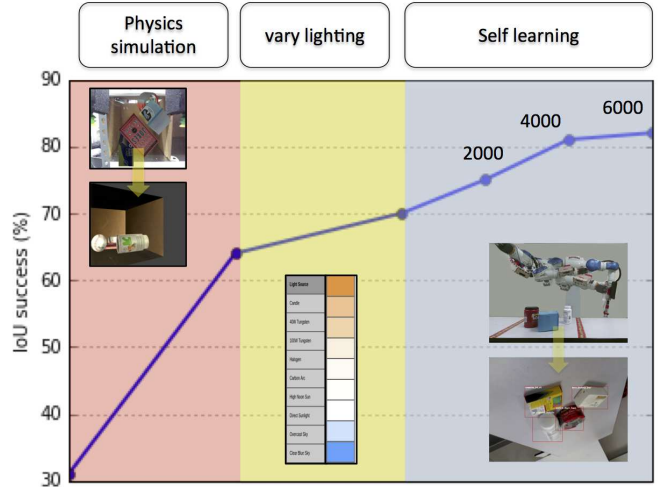


Fig. 6: Plot depicting the performance improvement by adding different components of the system

method	succ(IoU > 0.5)
physics aware simulation	78.8%
after self-labeling	90.3%

Fig. 7: Detection accuracy on table-top experiments

Images corresponding to 41 cluttered scenes, with 11 APC objects and 473 detection instances was collected and manually labeled. The evaluations are presented in Table 7

Physics aware simulation *Faster-RCNN* based detector is trained with synthetic data generated using the physics aware simulator. This gives a success of **78.8%** with respect to the intersection-over-union metric.

Self-learning: The robot performs pose estimation using the trained detector and multiple views. The estimated poses with high confidence values are then projected to the known camera views to obtain the 2D bounding box labels on real scenes. This is followed by reconfiguring the scenes using pick and place manipulation. After generating 140 scenes with a clutter of 4 objects in each image, the automatically labeled instances are used to re-train the *Faster-RCNN* detector. By adding these examples to the training data, the performance of the detector improves to **90.3%**. Some instances of improvement are presented in Figure 8.

VI. CONCLUSIONS

In this work we presented a system to autonomously generate data to train CNNs for object detection in robotics. This system incorporates the knowledge of the environment and uses physics engine to generate synthetic images which are very similar to the scenes in the real world setup. However, synthetic data training may not be sufficient as it may not generalize to the lighting conditions present in a real environment. To avoid overfitting to the synthetic conditions, the proposed training method includes a self-learning

segmentation	registration	errRt (deg)	errTr (m)	rot. (%)	trans.(%)	success(%)
FCN	PCA + ICP	17.3	0.06	64.6	76.4	54.6
FCN	Super4PCS + ICP	16.8	0.06	64.2	68.5	54.2
FCN	fast-global-registration	18.9	0.07	56.8	65.0	43.7
self-learn RCNN	PCA + ICP	8.5	0.03	83.5	93.3	79.4
self-learn RCNN	Super4PCS + ICP	8.89	0.02	82.14	87.05	75.0
self-learn RCNN	fast-global-registration	14.4	0.03	66.4	85.8	58.9
GTBOX	PCA+ICP	7.65	0.02	87.05	95.09	84.8

TABLE I: Comparing the performance of the proposed system (self-learn RCNN) to state-of-the-art techniques for pose estimation.




Fig. 8: Results of object detection before and after training with the self-learning process. The detector learns to predict more precise bounding boxes and also learns to detect in novel views.

process, where successful, high confidence, detections from multiple views are used to perform pose estimation and the results are used to label the real images. The combination of physical reasoning and self-learning results in a success that outperforms some of the current state-of-the-art systems in robot vision.

REFERENCES

- [1] O. Russakovsky, J. Deng, H. Su, J. Krause, S. Satheesh, S. Ma, Z. Huang, A. Karpathy, A. Khosla, M. Bernstein, A. C. Berg, and L. Fei-Fei, "ImageNet Large Scale Visual Recognition Challenge," *International Journal of Computer Vision (IJCV)*, vol. 115, no. 3, pp. 211–252, 2015.
- [2] T.-Y. Lin, M. Maire, S. Belongie, J. Hays, P. Perona, D. Ramanan, P. Dollár, and C. L. Zitnick, "Microsoft coco: Common objects in context," in *European Conference on Computer Vision*. Springer, 2014, pp. 740–755.
- [3] "Official website of Amazon Picking Challenge," 2016.
- [4] A. Singh, J. Sha, K. S. Narayan, T. Achim, and P. Abbeel, "Bigbird: A large-scale 3d database of object instances," in *Robotics and Automation (ICRA), 2014 IEEE International Conference on*. IEEE, 2014, pp. 509–516.

- [5] C. Rennie, R. Shome, K. E. Bekris, and A. F. De Souza, "A dataset for improved rgbd-based object detection and pose estimation for warehouse pick-and-place," *IEEE Robotics and Automation Letters*, vol. 1, no. 2, pp. 1179–1185, 2016.
- [6] A. Z. et al., "Multi-view self-supervised deep learning for 6d pose estimation in the amazon picking challenge," *arXiv preprint arXiv:1609.09475*, 2016.
- [7] X. Peng, B. Sun, K. Ali, and K. Saenko, "Learning deep object detectors from 3d models," in *Proceedings of the IEEE International Conference on Computer Vision*, 2015, pp. 1278–1286.
- [8] H. Su, C. R. Qi, Y. Li, and L. J. Guibas, "Render for cnn: Viewpoint estimation in images using cnns trained with rendered 3d model views," in *Proceedings of the IEEE International Conference on Computer Vision*, 2015, pp. 2686–2694.
- [9] B. Sun and K. Saenko, "From virtual to reality: Fast adaptation of virtual object detectors to real domains," in *Proceedings of the British Machine Vision Conference*. BMVA Press, 2014.
- [10] Y. Movshovitz-Attias, T. Kanade, and Y. Sheikh, "How useful is photo-realistic rendering for visual learning?" in *Computer Vision—ECCV 2016 Workshops*. Springer, 2016, pp. 202–217.
- [11] S. Ren, K. He, R. Girshick, and J. Sun, "Faster r-cnn: Towards real-time object detection with region proposal networks," in *Advances in neural information processing systems*, 2015, pp. 91–99.
- [12] R. Girshick, J. Donahue, T. Darrell, and J. Malik, "Rich feature hierarchies for accurate object detection and semantic segmentation," in *Proceedings of the IEEE conference on computer vision and pattern recognition*, 2014, pp. 580–587.
- [13] K. He, X. Zhang, S. Ren, and J. Sun, "Deep residual learning for image recognition," in *Proceedings of the IEEE Conference on Computer Vision and Pattern Recognition*, 2016, pp. 770–778.
- [14] K. Simonyan and A. Zisserman, "Very deep convolutional networks for large-scale image recognition," *arXiv preprint arXiv:1409.1556*, 2014.
- [15] R. Girshick, "Fast r-cnn," in *Proceedings of the IEEE International Conference on Computer Vision*, 2015, pp. 1440–1448.
- [16] E. Shelhamer, J. Long, and T. Darrell, "Fully Convolutional Networks for Semantic Segmentation."
- [17] L.-C. Chen, G. Papandreou, I. Kokkinos, K. Murphy, and A. L. Yuille, "Semantic image segmentation with deep convolutional nets and fully connected crfs," *arXiv preprint arXiv:1412.7062*, 2014.
- [18] J. Dai, K. He, and J. Sun, "Boxsup: Exploiting bounding boxes to supervise convolutional networks for semantic segmentation," in *Proceedings of the IEEE International Conference on Computer Vision*, 2015, pp. 1635–1643.
- [19] Y. Li, H. Qi, J. Dai, X. Ji, and Y. Wei, "Fully convolutional instance-aware semantic segmentation," *arXiv preprint arXiv:1611.07709*, 2016.
- [20] K. Pauwels and D. Kragic, "Simtrack: A simulation-based framework for scalable real-time object pose detection and tracking," in *Intelligent Robots and Systems (IROS), 2015 IEEE/RSJ International Conference on*. IEEE, 2015, pp. 1300–1307.
- [21] S. Hinterstoisser, V. Lepetit, S. Ilic, S. Holzer, G. Bradski, K. Konolige, and N. Navab, "Model based training, detection and pose estimation of texture-less 3d objects in heavily cluttered scenes," in *Asian conference on computer vision*. Springer, 2012, pp. 548–562.
- [22] A. Krull, E. Brachmann, F. Michel, M. Ying Yang, S. Gumhold, and C. Rother, "Learning analysis-by-synthesis for 6d pose estimation in rgb-d images," in *Proceedings of the IEEE International Conference on Computer Vision*, 2015, pp. 954–962.

- [23] V. Narayanan and L. Maxim, "Discriminatively-guided deliberative perception for pose estimation of multiple 3d object instances," 2016.
- [24] e. a. Hernandez, Carlos, "Team delft's robot winner of the amazon picking challenge," *arXiv preprint arXiv:1610.05514*, 2016.
- [25] P. J. Besl and N. D. McKay, "Method for registration of 3-d shapes," *International Society for Optics and Photonics*, 1992.
- [26] N. Mellado, D. Aiger, and N. K. Mitra, "Super 4pcs fast global point-cloud registration via smart indexing," *Computer Graphics Forum. Vol. 33. No. 5*, 2014.
- [27] J. Yang, H. Li, and Y. Jia, "Go-icp: Solving 3d registration efficiently and globally optimally," *Proceedings of the IEEE International Conference on Computer Vision*, 2013.
- [28] Q.-Y. Zhou, J. Park, and K. Koltun, "Fast Global Registration." *European Conference on Computer Vision. Springer International Publishing*, 2016.
- [29] M. Stark, M. Goesele, and B. Schiele, "Back to the future: Learning shape models from 3d cad data." in *BMVC*, vol. 2, no. 4. Citeseer, 2010, p. 5.
- [30] S. Gupta, P. Arbeláez, R. Girshick, and J. Malik, "Aligning 3d models to rgb-d images of cluttered scenes," in *Proceedings of the IEEE Conference on Computer Vision and Pattern Recognition*, 2015, pp. 4731–4740.
- [31] Y. Bengio, J. Louradour, R. Collobert, and J. Weston, "Curriculum learning," in *Proceedings of the 26th annual international conference on machine learning*. ACM, 2009, pp. 41–48.
- [32] M. P. Kumar, B. Packer, and D. Koller, "Self-paced learning for latent variable models," in *Advances in Neural Information Processing Systems*, 2010, pp. 1189–1197.
- [33] X. Liang, S. Liu, Y. Wei, L. Liu, L. Lin, and S. Yan, "Towards computational baby learning: A weakly-supervised approach for object detection," in *Proceedings of the IEEE International Conference on Computer Vision*, 2015, pp. 999–1007.
- [34] E. Sangineto, M. Nabi, D. Culibrk, and N. Sebe, "Self paced deep learning for weakly supervised object detection," *arXiv preprint arXiv:1605.07651*, 2016.
- [35] X. Chen and A. Gupta, "Webly supervised learning of convolutional networks," in *Proceedings of the IEEE International Conference on Computer Vision*, 2015, pp. 1431–1439.
- [36] A. Prest, C. Leistner, J. Civera, C. Schmid, and V. Ferrari, "Learning object class detectors from weakly annotated video," in *Computer Vision and Pattern Recognition (CVPR), 2012 IEEE Conference on*. IEEE, 2012, pp. 3282–3289.
- [37] Y. Yang, G. Shu, and M. Shah, "Semi-supervised learning of feature hierarchies for object detection in a video," in *Proceedings of the IEEE Conference on Computer Vision and Pattern Recognition*, 2013, pp. 1650–1657.
- [38] M. A. Fischler and R. C. Bolles, "Random sample consensus: A paradigm for model fitting with applications to image analysis and automated cartography," *Commun. ACM*, vol. 24, no. 6, pp. 381–395, Jun. 1981. [Online]. Available: <http://doi.acm.org/10.1145/358669.358692>
- [39] J. Hastings-Trew. (2012) Reproducing real world light. [Online]. Available: <http://planetpixelemporium.com/tutorialpages/light.html>