

# Performance Scaling Law for Multi-Cell Multi-User Massive MIMO with MRT

Cheng Zhang, Yindi Jing, *Member, IEEE*, Yongming Huang, *Member, IEEE*, and Luxi Yang, *Member, IEEE*

**Abstract**—This work provides a comprehensive scaling law based performance analysis for multi-cell multi-user massive multiple-input-multiple-output (MIMO) downlink systems with maximal-ratio transmission (MRT). Imperfect channel state information (CSI), pilot contamination, and channel spatial correlation are all considered. First, a sum-rate lower bound is derived by exploiting the asymptotically deterministic property of the received signal power, while keeping the random nature of other components in the signal-to-interference-plus-noise-ratio (SINR) intact. Via a general scaling model on important network parameters, including the number of users, the channel training energy and the data transmission power, with respect to the number of base station antennas, the asymptotic scaling law of the effective SINR is obtained, which reveals quantitatively the tradeoff of the network parameters. More importantly, pilot contamination and pilot contamination elimination (PCE) are considered in the analytical framework. In addition, the applicability of the derived asymptotic scaling law in practical systems with large but finite antenna numbers are discussed. Finally, sufficient conditions on the parameter scalings for the SINR to be asymptotically deterministic in the sense of mean square convergence are provided, which covers existing results on such analysis as special cases and shows the effect of PCE explicitly.

**Index Terms**—Massive MIMO, multi-cell, CSI error, pilot contamination, scaling law, mean square convergence.

## I. INTRODUCTION

Massive multiple-input multiple-output (MIMO) (also known as large-scale MIMO) is considered as one of the most promising technologies for next generation wireless communication systems [1], [2], since it can provide very high spectral and energy efficiencies. Besides, for massive MIMO systems, the effects of small-scale fading and interference can be significantly reduced with linear signal processing, such as maximal-ratio transmission (MRT) and zero-forcing (ZF) [3].

The performance of massive MIMO single/multi-cell downlink systems has been widely studied in the literature. In [4], the asymptotic signal-to-interference-plus-noise-ratio (SINR) for linear precoding in single-cell *frequency-division-duplex* (FDD) systems was derived based on which the optimization of the user number was investigated. In [5], the power scaling, i.e., how fast the transmission power can decrease with the antenna number while maintaining a certain SINR level, for multi-cell *time-division-duplex* (TDD) systems was given based on asymptotic SINR analysis, where the pilot

contamination was shown to be the only performance limit. In [6], capacity lower bounds and energy efficiency of MRT and ZF in single-cell TDD systems were studied and compared with each other. In the parallel field of uplink systems, similar results were derived in [7], [8]. These works mainly focus on the derivations of asymptotically deterministic expression for the SINR, and the performance analysis only consider some special cases, e.g., the constant or linearly increasing user number with respect to the base station (BS) antenna number, the power scaling for perfect or imperfect channel state information (CSI) with equal training and transmission power and constant user number.

Recently, along this route, the performance improvement for using coherent detection based on the dedicated downlink channel estimation was shown in [9]–[11], especially for large but finite antenna numbers. Meanwhile, the impact of other practical factors such as channel aging [12], hardware limits [13], and Rician fading [14] on the performance of massive MIMO systems was studied. However, a comprehensive scaling law analysis for multi-cell multi-user massive MIMO is still missing in existing works.

Another important problem in the performance analysis of massive MIMO is when the derived asymptotic results are applicable in practical systems. While many works derived deterministic SINR approximations via calculating the expected value of the SINR or its components, the analysis on whether the instantaneous SINR becomes asymptotically deterministic and converges to the derived expressions is sometimes missing. In [5], this problem was studied through the so called massive MIMO efficiency for the ideal situation that the noise, channel estimation error, and interference are negligible compared with pilot contamination, where the dependence of the massive MIMO efficiency on the ratio of spatial degrees of freedom/antenna number to the user number and the product of antenna number and transmit power was shown by simulations. In [15], via simulations, the convergence speed of the strong law of large numbers with respect to the antenna number and the convergence of the SINR of MRT and ZF to their expected values were both analyzed for fixed ratio of antenna number to user number. It was shown that the SINR of MRT has slower convergence than that of ZF, while the explicit relationship between the convergence speed and important parameters, i.e., antenna number, user number, transmit power, and channel training energy (CSI quality), is missing.

In this work, by drawing lessons from the analyzing method and the mean square convergence definition in [16], we provide a comprehensive performance scaling law analysis for multi-cell multi-user TDD massive MIMO downlink sys-

C. Zhang, Y. Huang, and L. Yang are with the School of Information Science and Engineering, Southeast University, Nanjing 210096, P. R. China (email: zhangcheng1988, huangym, lxyang@seu.edu.cn).

Y. Jing is with the Department of Electrical and Computer Engineering, University of Alberta, Edmonton, Canada, T6G 1H9 (email: yindi@ualberta.ca).

tems with channel spatial correlation, CSI error, and pilot contamination and investigate the applicability of the derived asymptotic scaling law in practical systems with large but finite antenna numbers. Extensive simulations are also conducted to validate the analytical results. Our main new contributions are summarized as follows.

- We consider a multi-cell multi-user massive MIMO network with correlated channel model, CSI error, and pilot contamination. In dealing with pilot contamination, recent advancements in pilot contamination elimination (PCE) [17]–[20] is also considered, while in existing works it is treated as a constant bottleneck of massive MIMO. An approximate model for the PCE effect is proposed.
- A lower bound on the system sum-rate is derived based on which a general performance scaling law is obtained. The result reveals the effect and joint interaction of extensive network parameters, i.e., the channel training energy, the transmission power, and the user number. In the scaling-law analysis, a general model is used where the parameters have continuous scaling exponents with respect to the number of BS antennas, while in most existing work, only a few discrete values for the power scaling exponent, e.g., 0; 1; 1/2, are allowed.
- To understand the applicability of the derived scaling law in practical systems with large but finite antenna number, the effect of antenna number on its accuracy is analyzed and evaluated by simulations.
- We conduct quantitative analysis on the asymptotically deterministic property of random instantaneous SINR using the mean square convergence. Sufficient conditions for the instantaneous SINR to be asymptotically deterministic are given, from which the tradeoff among different parameter scales is discovered.

In [16], the performance scaling law for multi-user massive MIMO relay networks was extensively studied. While our work adopts the mean square convergence idea and the SINR analysis method from [16], it is fundamentally different in both network model and channel model. We consider the multi-cell multi-user massive MIMO downlink networks with a general spatially correlated channel model. Furthermore, as crucial issues for multi-cell systems, the pilot contamination and PCE are taken into account in our work. As a result, the corresponding derivation procedures and analytical results are significantly different. In addition, the analysis on the effectiveness of the derived scaling law for practically large but finite antenna numbers is completely new.

The remaining of the paper is organized as follows. In Section II, the channel model and system model including both the multi-cell channel estimation with pilot contamination and the downlink transmission with MRT are introduced. Section III shows the performance scaling law result, discussions on typical network scenarios, and the analysis on the applicability to practical systems with large but finite antenna numbers. In Section IV, sufficient conditions for the SINR to be asymptotically deterministic are derived. Section V shows simulations and conclusions are provided in Section VI.

In this paper, bold upper case letters and bold lower case

letters are used to denote matrices and vectors, respectively. For a matrix  $\mathbf{A}$ , its conjugate transpose, transpose, and trace are denoted by  $\mathbf{A}^H$ ,  $\mathbf{A}^T$  and  $\text{tr}(\mathbf{A})$ , respectively.  $\mathbb{E}(\cdot)$  and  $\text{Var}(\cdot)$  are the mean and variance operators.  $\cong$  means equivalence in probabilistic distribution. The notation  $a = \mathcal{O}(b)$  means that when  $M \rightarrow \infty$ ,  $a$  and  $b$  have the same scaling with respect to  $M$ , in other words, for large  $M$ , there exists positive constants  $c_1$  and  $c_2$ , such that  $c_1 \leq |a/b| \leq c_2$ .

## II. SYSTEM MODEL

Consider a multi-cell multi-user massive MIMO network<sup>1</sup> consisting of  $L > 1$  cells with one  $M$ -antennas BS and  $K$  scheduled single-antenna users in each cell. The BSs and users are assumed to operate a TDD protocol with universal frequency reuse.

### A. Channel model

The uplink spatially correlated channel from User  $m$  in Cell  $j$  to the antennas of BS  $l$  in Cell  $l$  can be written as

$$\mathbf{h}_{ljm} = \mathbf{R}_{ljm}^{1/2} \mathbf{z}_{ljm}, \quad (1)$$

where  $\mathbf{R}_{ljm}$  is the channel correlation matrix and  $\mathbf{z}_{ljm}$  is the independent fast-fading channel vector. The following assumptions on  $\mathbf{R}_{ljm}$  are made by taking into consideration the pilot contamination, PCE, and tractability analysis.

The set  $\mathbb{S}_l^{p,s}$  denotes the index set of all cells having pilot contamination to cell  $l$  while  $\mathbb{S}_l^{o,s}$  denotes the index set of remaining cells whose pilot contamination is eliminated. We assume that for all  $l, m$  and  $j \in \{l\} \cup \mathbb{S}_l^{p,s}$ ,

$$\mathbf{R}_{ljm} = \beta_{ljm} \mathbf{A} \mathbf{A}^H, \quad (2)$$

where the channel direction matrix  $\mathbf{A}$  is an  $M \times \Delta$  unitary matrix and  $\Delta = cM$  with  $c \in (0, 1]$  indicates the channel correlation level. For example, elements of the channel vector become independent and identically distributed (i.i.d.) when  $c = 1$ . Also,  $\beta_{ljm}$  is the pass-loss fading factor where  $\beta_{ulm} = M/\Delta$  and  $\beta_{ljm} = \alpha M/\Delta$ . The parameter  $\alpha \in (0, 1)$  denotes the large-scale fading between different cells and the intra-cell one is normalized to 1.

For  $j \in \mathbb{S}_l^{o,s}$ , the pilot contamination from Cell  $j$  to Cell  $l$  is eliminated by using the spatial information in channel correlation matrix. Thus we have

$$\mathbf{A}^H \mathbf{R}_{ljm} = \mathbf{0}. \quad (3)$$

This channel model considers both the channel correlation and the inter-cell pass-loss fading. It is similar to the one used in [5, Section III] where motivations and justifications for this model can be referred to. New feature of the modeling in (2) and (3) is that the possible effect of PCE, i.e., the BSs schedule users with relatively less pilot contamination for channel training and transmission, can be embodied. In [17]–[20], several efficient methods by exploiting the statistical channel information have been proposed to alleviate the pilot contamination due to the pilot reuse among  $L$  cells [5],

<sup>1</sup>We use massive MIMO networks to denote multi-cell multi-user massive MIMO networks in this paper unless otherwise mentioned.

[21]. Generally speaking, the overlap among users' channel directions can be in any degree leading to different pilot contamination level [17]. For explicit analytical results, in (2), we assume that channels from both users in Cell  $l$  and users in other cells with pilot contamination to Cell  $l$  have the same  $\mathbf{A}$  matrix, while in other cells, pilot contamination is eliminated by having the orthogonal channel directions as shown in (3). This is a discretization approximation to show the average effect of PCE and the extension to the case of more general channel direction distribution is left for future research.

### B. Uplink Channel Estimation for Precoding

In the uplink training phase, users in Cell  $j$  transmit mutually orthogonal pilot sequences which are reused by users in other cells. Denote the length of the pilot sequence as  $\tau$  ( $\tau \geq K$  for reliable performance [22]). Assume that all  $K$  users in each cell use the same training power  $P_t$ . Define  $E_t \triangleq \tau P_t$  which is the channel training energy. By correlating the received training signals with the pilot sequence of User  $k$ , BS  $j$  has the observation  $\mathbf{y}_{jk}^{tr} \in \mathbb{C}^M$  as

$$\mathbf{y}_{jk}^{tr} = \sqrt{E_t} \mathbf{h}_{jjk} + \sqrt{E_t} \sum_{l \neq j} \mathbf{h}_{llk} + \mathbf{n}_{jk}^{tr}, \quad (4)$$

where  $\mathbf{n}_{jk}^{tr} \sim \mathcal{CN}(\mathbf{0}, \mathbf{I}_M)$  is the local noise. With the minimum-mean-squared-error (MMSE) estimation [22], the estimate  $\hat{\mathbf{h}}_{jlk}$  is given as

$$\begin{aligned} \hat{\mathbf{h}}_{jlk} &= \sqrt{E_t} \mathbf{R}_{jlk} \mathbb{E}\{\mathbf{y}_{jk}^{tr} \mathbf{y}_{jk}^{tr,H}\}^{-1} \mathbf{y}_{jk}^{tr}, \\ &= \sqrt{E_t} \mathbf{R}_{jlk} \left( E_t \mathbf{R}_{jjk} + E_t \sum_{l \neq j} \mathbf{R}_{llk} + \mathbf{I}_M \right)^{-1} \mathbf{y}_{jk}^{tr}. \end{aligned} \quad (5)$$

We assume that all the  $L$  cells have the same pilot contamination level, i.e.,  $|\mathbb{S}_j^{p,s}| = L_p \in [0, L-1]$  for all  $j$ . By defining

$$Q = \left( \frac{c}{E_t} + 1 + L_p \alpha \right)^{-1}, \quad (6)$$

and utilizing (2), (3), we have  $\hat{\mathbf{h}}_{jlk} \sim \mathcal{CN}(\mathbf{0}, \hat{\mathbf{\Theta}}_{jlk})$ , for  $l \in \{j\} \cup \mathbb{S}_j^{p,s}$  where

$$\hat{\mathbf{\Theta}}_{jlk} = cQ\beta_{jlk}^2 \mathbf{A} \mathbf{A}^H. \quad (7)$$

From (5), it can be shown that

$$\hat{\mathbf{h}}_{jlk} = c\beta_{jlk} \hat{\mathbf{h}}_{jjk}, \quad \text{for } l \in \{j\} \cup \mathbb{S}_j^{p,s}. \quad (8)$$

This will be utilized to simplify the derivations in later parts.

Define  $\tilde{\mathbf{h}}_{jlk} = \mathbf{h}_{jlk} - \hat{\mathbf{h}}_{jlk}$ , which is the estimation error. Due to the feature of MMSE estimation and Gaussian distribution,  $\hat{\mathbf{h}}_{jlk}$  and  $\tilde{\mathbf{h}}_{jlk}$  are mutual independent and  $\tilde{\mathbf{h}}_{jlk} \sim \mathcal{CN}(\mathbf{0}, \tilde{\mathbf{\Theta}}_{jlk})$  where

$$\tilde{\mathbf{\Theta}}_{jlk} = \beta_{jlk} (1 - cQ\beta_{jlk}) \mathbf{A} \mathbf{A}^H. \quad (9)$$

Note that  $Q$  denotes the CSI quality, which is dependent on both channel training energy and pilot contamination. When  $E_t \rightarrow \infty$ , we have  $Q \rightarrow (1 + L_p \alpha)^{-1}$  and the CSI quality is only affected by pilot contamination. If further perfect pilot contamination elimination is achieved, we have  $L_p = 0$ ,  $Q \rightarrow 1$  and perfect CSI can be obtained.

### C. Downlink Transmission with MRT

The MRT precoding is considered due to its computational simplicity, robustness, and high asymptotic performance [1]. By assuming channel reciprocity, the received signal  $y_{jm}$  of User  $m$  in Cell  $j$  is given as

$$y_{jm} = \sqrt{\frac{\rho}{KMQ}} \sum_{l=1}^L \mathbf{h}_{ljm}^H \hat{\mathbf{H}}_{ll} \mathbf{x}_l + n_{jm}, \quad (10)$$

where  $\rho$  denotes the average downlink transmission power or the signal-to-noise-ratio (SNR),  $\hat{\mathbf{H}}_{ll} = [\hat{\mathbf{h}}_{ll1}, \dots, \hat{\mathbf{h}}_{llK}] \in \mathbb{C}^{M \times K}$  is the MRT precoding matrix,  $\mathbf{x}_l = [x_{l1}, \dots, x_{lK}]^T \in \mathbb{C}^K \sim \mathcal{CN}(\mathbf{0}, \mathbf{I}_K)$  contains the data symbols for the  $K$  users in Cell  $l$ , and  $n_{jm} \sim \mathcal{CN}(0, 1)$  is the receiver noise.

Further,  $y_{jm}$  can be rewritten as

$$\begin{aligned} y_{jm} &= \underbrace{\sqrt{\frac{\rho}{KMQ}} \hat{\mathbf{h}}_{jjm}^H \hat{\mathbf{h}}_{jjm} x_{jm}}_{\text{Desired signal}} + \underbrace{\sqrt{\frac{\rho}{KMQ}} \hat{\mathbf{h}}_{jjm}^H \sum_{k \neq m} \hat{\mathbf{h}}_{jjk} x_{jk}}_{\text{Intra-cell interference}} \\ &+ \underbrace{\sqrt{\frac{\rho}{KMQ}} \sum_{l \neq j} \sum_{k=1}^K \hat{\mathbf{h}}_{ljm}^H \hat{\mathbf{h}}_{llk} x_{lk}}_{\text{Inter-cell interference}} + \underbrace{\sqrt{\frac{\rho}{KMQ}} \sum_{l=1}^L \sum_{k=1}^K \tilde{\mathbf{h}}_{ljm}^H \hat{\mathbf{h}}_{llk} x_{lk}}_{\text{Noise due to CSI error}} + n_{jm}. \end{aligned} \quad (11)$$

In this formulation, the instantaneous effective gains of the estimated channel vector, i.e.,  $\hat{\mathbf{h}}_{ljm}^H \hat{\mathbf{h}}_{llk}$ , are assumed to be known at the user side for coherent detection. In several recent works, downlink training for the estimation of the instantaneous effective gains is considered [9]–[11]. In this work, we use  $\hat{\mathbf{h}}_{ljm}^H \hat{\mathbf{h}}_{llk}$  as an approximate estimate of  $\mathbf{h}_{ljm}^H \mathbf{h}_{llk}$  to indicate the effect of instantaneous effective channel gain and at the same time to delete the insignificant details of the downlink training to better focus on the main purpose of this paper. This assumption has been used in recent works on TDD massive MIMO relay networks [23]–[25].

Since the BS contaminated by one user will create interference to it in the downlink transmission, we define  $\mathbb{S}_j^{p,d} \triangleq \{l | l \neq j, j \in \mathbb{S}_l^{p,s}\}$  and  $\mathbb{S}_j^{o,d} \triangleq \{l | l \neq j, j \in \mathbb{S}_l^{o,s}\}$  which are the index sets of cells or BSs which are contaminated and not contaminated by users in Cell  $j$  in the uplink training period, respectively. For simplicity, we assume  $|\mathbb{S}_j^{p,d}| = |\mathbb{S}_j^{p,s}| = L_p$ , for all  $j$  which is reasonable in the average sense.

Define

$$P_s = \frac{|\hat{\mathbf{h}}_{jjm}^H \hat{\mathbf{h}}_{jjm}|^2}{M^2}, \quad (12)$$

$$P_{i,in} = \frac{1}{K-1} \sum_{k \neq m} \frac{|\hat{\mathbf{h}}_{jjm}^H \hat{\mathbf{h}}_{jjk}|^2}{M}, \quad (13)$$

$$P_{i,out} = \frac{1}{KL_p} \sum_{l \in \mathbb{S}_j^{p,d}} \sum_{k=1}^K \frac{|\hat{\mathbf{h}}_{ljm}^H \hat{\mathbf{h}}_{llk}|^2}{M^2}, \quad (14)$$

$$P_e = \frac{1}{K(L_p + 1)} \sum_{l \in \{j\} \cup \mathbb{S}_j^{p,d}} \sum_{k=1}^K \frac{\hat{\mathbf{h}}_{ljk}^H \tilde{\mathbf{\Theta}}_{ljm} \hat{\mathbf{h}}_{llk}}{M}, \quad (15)$$

which are respectively the normalized power of the desired signal, intra-cell interference, inter-cell interference, and effective noise created by unknown CSI error. Their different



normalization factors are used to guarantee that the mean of each term is bounded as shown in the next section. In the derivations of (14) and (15) we utilize  $\mathbf{h}_{l,jm}^H \hat{\mathbf{h}}_{llk} = 0$  for  $l \in \mathbb{S}_j^{o,d}$  based on (2), (3) and (7).

With the results in (12)-(15), the SINR of User  $m$  in Cell  $j$  can be written as:

$$\text{SINR}_{jm} = M \frac{P_s}{(K-1)P_{i,in} + MKL_p P_{i,out} + K(L_p+1)P_e + \frac{KQ}{\rho}}. \quad (16)$$

The achievable ergodic rate is thus

$$C_{jm} = \mathbb{E} \left\{ \log_2 (1 + \text{SINR}_{jm}) \right\}. \quad (17)$$

### III. MEAN SQUARE CONVERGENCE BASED ACHIEVABLE RATE SCALING LAW

This section studies the general performance scaling law of the massive MIMO network. First, the means and SCVs of all SINR components are calculated. Consequently, a sum-rate lower bound based on Jensen's inequality is derived via exploiting the asymptotically deterministic property of the desired signal power. Then, the general performance scaling law is obtained and typical network scenarios for the SINR to be non-decreasing are discussed. Finally, conditions for the scaling law to be applicable for large but finite antenna numbers and extended discussions on the possible effect of PCE are both given.

#### A. Sum-Rate Lower Bound and Asymptotically Effective SINR

Different from directly using the almost sure convergence based lemmas [1], [5], [7] to calculate the deterministic equivalence of (16), we consider the mean square convergence [16] and use the SCV (defined as the square of the ratio of the standard deviation over the mean of a random variable) in the analysis [16], [26]. Specifically, for a random variable sequence  $X_M$  with a bounded mean, it converges in mean square to a deterministic value  $x$ , denoted as,  $X_M \xrightarrow{m.s.} x$ , if  $\lim_{M \rightarrow \infty} \text{Var} \{X_M\} = 0$ . Further,  $X_M$  is said to be asymptotically deterministic in the sense of mean square convergence if  $\lim_{M \rightarrow \infty} \text{SCV} \{X_M\} = 0$  [16].

To utilize the mean square convergence, we first calculate the means and SCVs of all SINR components. The following lemma is obtained.

**Lemma 1:**

$$\mathbb{E}\{P_s\} = \mathcal{O}(Q^2), \quad \text{SCV}\{P_s\} = \mathcal{O}\left(\frac{4}{Mc}\right); \quad (18)$$

$$\mathbb{E}\{P_{i,in}\} = \frac{Q^2}{c}, \quad \text{SCV}\{P_{i,in}\} = \mathcal{O}\left(\frac{1}{Mc} + \frac{1}{K-1}\right); \quad (19)$$

$$\mathbb{E}\{P_{i,out}\} = \alpha^2 Q^2 \left( \frac{1}{K} + \frac{1}{Mc} \right),$$

$$\text{SCV}\{P_{i,out}\} = \frac{1}{L_p M c} \frac{\left(4 + \frac{5(K+1)}{Mc} + \frac{K^2 + K + 4}{M^2 c^2}\right)}{\left(1 + \frac{K}{Mc}\right)^2}; \quad (20)$$

$$\mathbb{E}\{P_e\} = \frac{Q}{(L_p+1)c} (1 - Q + \alpha(1 - \alpha Q)L_p),$$

$$\text{SCV}\{P_e\} = \frac{1}{K M c} \frac{((1-Q)^2 + (\alpha(1-\alpha Q))^2 L_p)}{(1-Q + \alpha(1-\alpha Q)L_p)^2}. \quad (21)$$

*Proof:* See Appendix A. ■

**Remark 1:** By noticing that  $Q, c, \alpha \in (0, 1]$ , and  $L_p \in [0, L-1]$ , it can be seen that the random variables  $P_s, P_{i,in}$  and  $P_{i,out}, P_e$ , all have bounded means. Moreover, apparently the SCV of  $P_s$  approaches 0 as  $M \rightarrow \infty$  with a fast linear convergence rate. Thus for large  $M$ ,  $P_s$  can be approximated with its mean. However, for  $P_{i,in}, P_{i,out}$  and  $P_e$ , their SCVs depend on the scaling of  $K, E_t$  and  $L_p$  which are not necessarily  $\mathcal{O}(1/M)$ . Thus, at this point, we do not use their mean values for further derivations, but keep their random nature for more careful analysis.

Therefore, the SINR expression in (16) becomes

$$\text{SINR}_{jm} \approx \frac{MQ^2}{(K-1)P_{i,in} + MKL_p P_{i,out} + K(L_p+1)P_e + \frac{KQ}{\rho}}, \quad (22)$$

based on which the following result on the achievable rate can be obtained.

**Lemma 2:** The achievable rate of User  $m$  in Cell  $j$  in the massive MIMO network has the following lower bound:

$$C_{jm} \geq C_{jm, LB} \triangleq \log_2 \left( 1 + \widetilde{\text{SINR}}_{jm} \right), \quad (23)$$

where

$$\widetilde{\text{SINR}}_{jm} = \frac{1}{\frac{K}{MQc} (1 + \alpha L_p) + L_p \alpha^2 - \frac{1}{Mc} + \frac{K}{MQ\rho}}. \quad (24)$$

*Proof:* As  $\log_2(1 + 1/x)$  is a convex function of  $x$  [27], according to Jensen's inequality, we have

$$C_{jm} \geq \log_2 \left( 1 + \mathbb{E} \{ \text{SINR}_{jm}^{-1} \}^{-1} \right). \quad (25)$$

By applying the SINR approximation in (22), it can be shown that

$$\mathbb{E} \{ \text{SINR}_{jm}^{-1} \}^{-1} = \frac{MQ^2}{\mathbb{E} \left\{ (K-1)P_{i,in} + MKL_p P_{i,out} + K(L_p+1)P_e + \frac{KQ}{\rho} \right\}}. \quad (26)$$

By defining the effective asymptotic SINR as  $\widetilde{\text{SINR}}_{jm} = \mathbb{E} \{ \text{SINR}_{jm}^{-1} \}^{-1}$  and directly using the results in (19)-(21), the lower bound in (23) can be obtained. ■

In existing works [10], [11], closed-form approximations of the ergodic rate were derived by using [8, Lemma 1], i.e.,  $\mathbb{E} \{ \log_2(1 + \frac{X}{Y}) \} \approx \log_2(1 + \frac{\mathbb{E}\{X\}}{\mathbb{E}\{Y\}})$ . However, in Lemma 2 we utilize the definite asymptotically deterministic property of the desired signal power term only in the SINR expression to derive the lower bound of the ergodic rate.

Due to (23), understanding the scaling law of the achievable sum-rate is transformed to understanding the scaling law of SINR where the subscript of user index and cell index in (24) is omitted due to homogeneous network assumptions.

#### B. Scaling-Law Results

In this subsection, the scaling law of the asymptotically effective SINR is analysed to show how the system performance is affected by network parameters and pilot contamination level. For all system parameters, including the number of users  $K$ , the transmission power  $\rho$  and the channel training energy  $E_t$ , a general scaling model with respect to the BS antenna number  $M$  is used. Note that other system parameters, i.e., the channel spatial correlation metric  $c$ , the normalized inter-cell large scale fading  $\alpha$  are constant with respect to  $M$ .

Assume that

$$K = \mathcal{O}(M^{r_k}), \frac{1}{\rho} = \mathcal{O}(M^{r_\rho}), \frac{1}{E_t} = \mathcal{O}(M^{r_t}), \widetilde{\text{SINR}} = \mathcal{O}(M^{r_s}), \quad (27)$$

where the exponents  $r_k$ ,  $r_\rho$ , and  $r_t$  represent the scales of  $K$ ,  $1/\rho$ , and  $1/E_t$  with respect to  $M$ ; and  $r_s$  represents the scale of the effective SINR. For practical ranges of the network parameters, it is assumed that  $0 \leq r_k, r_\rho, r_t \leq 1$ . The reasons are given as follows.

Firstly, in typical applications of massive MIMO,  $K$  either increases with  $M$  or keeps constant. Thus  $r_k \geq 0$ . On the other hand,  $K$  cannot exceed  $M$  since the maximum multiplexing gain is  $M$ . Thus,  $r_k \leq 1$ . Secondly, due to the high energy efficiency requirement of massive MIMO [6], [7], the transmission power  $\rho$  should not increase with  $M$ . But it can decrease as  $M$  increases with the condition that its decreasing rate is lower than the increasing rate of  $M$ . This is because that the maximum achievable array gain for compensating the loss of receiving energy is  $M$ . Thus  $0 \leq r_\rho \leq 1$ . For the same reasons,  $0 \leq r_t \leq 1$  is considered.

Another important parameter for the performance analysis is  $L_p$  which quantifies the pilot contamination level. Existing works [1], [5] show that pilot contamination does not vanish as  $M$  grows for i.i.d. channel [1] or spatially correlated channel with uniform channel directions [5]. For more practical channel models, by exploiting the large spatial degrees of freedom provided by the massive antenna array at the BS, several efficient methods have been proposed to reduce pilot contamination [17]–[20]. Specifically, the difference among users' channel directions [17] or locations [18] and smart pilot allocation based on them [19] were utilized to avoid pilot contamination, and corresponding simulations showed that as  $M$  increases, lower pilot contamination level can be achieved. In our work, the effect of PCE is reflected by the  $L_p$  parameter in our modeling, which is assumed to be a constant. The special case of  $L_p = 0$  represents perfect PCE<sup>2</sup>, while  $L_p \neq 0$  represents that pilot contamination is not fully annihilated and on average there are  $L_p$  cells with pilot contamination to the cell of interest.

With the above scaling model, the general performance scaling law is given as follows.

**Theorem 1:** For the massive MIMO network with MMSE channel estimation and MRT, if perfect PCE is achieved, the performance scaling law is

$$r_s = 1 - r_t - r_k - r_\rho. \quad (28)$$

For imperfect PCE, the performance scaling law is

$$r_s = \min(1 - r_t - r_k - r_\rho, 0). \quad (29)$$

*Proof:* The scaling exponent of  $\widetilde{\text{SINR}}$  in (24) is determined by the maximal scaling exponent of the terms in its denominator. Directly from (24), it can be seen that given aforementioned parameter range, either  $L_p \alpha^2$  or  $K/(MQ\rho)$  or both have the highest order with respect to  $M$ . Further, since  $Q$  and  $E_t$  have the same scaling from (6), (28) and (29) can be obtained from (27). ■

<sup>2</sup>This case can happen for systems with small  $c$ , i.e., highly correlated channels.

Since having decreasing performance with respect to  $M$  contradicts the motivations of massive MIMO, we present the condition for *non-decreasing* SINR (i.e.,  $r_s \geq 0$ ) in the following corollary.

**Corollary 1:** For both perfect and imperfect PCE, the necessary and sufficient condition for the massive MIMO network with MMSE channel estimation and MRT to have non-decreasing SINR is

$$r_t + r_k + r_\rho \leq 1, \quad r_t, r_k, r_\rho \in [0, 1] \quad (30)$$

*Proof:* The result is a straightforward extension from Theorem 1. ■

The scaling law in (28) and (29) illustrates quantitatively the relationship between the performance scaling and scalings of all important parameters. The condition in (30), on the other hand, provides useful guidelines for the design of the massive MIMO network.

*Remark 2:* Equation (28) shows that with perfect PCE, the scaling of the SINR  $r_s$  is determined by the scaling exponent of the channel training energy  $r_t$  and per-user transmission power  $r_k + r_\rho$ . Moreover, (28) also shows that the scaling of the SINR is a decreasing function of both. Thus higher per-user transmission power and training energy result in improved performance, and one can compensate for the other in performance. (29) shows that with imperfect PCE,  $r_s$  is upper bounded by zero due to the pilot contamination bottleneck and it can be seen from (24) that  $\widetilde{\text{SINR}} \leq 1/(L_p \alpha^2)$ . This means that the asymptotic performance will be constant with respect to  $M$ , while the concrete value is dependent on the efficiency of PCE, which is more general than the result in [5].

### C. Discussions on Typical Massive MIMO Settings

In this subsection, the scaling law in (28) and (29) and the condition for non-decreasing SINR in (30) are elaborated for typical network settings.

D1 First, we consider the case of  $r_t = 0$ , i.e., the training energy  $E_t$  is constant. For perfect PCE,  $r_s = 1 - (r_k + r_\rho)$ . For imperfect PCE,  $r_s = \min(1 - (r_k + r_\rho), 0)$ . To have non-decreasing SINR,  $r_k + r_\rho \leq 1$  is needed. This shows a tradeoff between the scaling of the user number  $K$  and the transmission power  $\rho$ . The most power-saving design is to make the per-user transmission power decrease linearly with  $M$ , i.e.,  $r_k + r_\rho = 1$ . With a larger  $M$ , the network can serve more users or have less power consumption, while maintaining certain performance. However, improvements in the two aspects both have a limit: 1)  $r_k = 1$ ,  $r_\rho = 0$  and 2)  $r_k = 0$ ,  $r_\rho = 1$ . Case 1) means that when  $K$  increases linearly with  $M$ , to achieve non-decreasing SINR,  $\rho$  must remain constant, and thus the goal of reducing  $\rho$  cannot be achieved. Case 2) means that when  $\rho$  is scaled inversely proportional to  $M$ , the goal of serving more users cannot be achieved. The latter case is the major power scaling scenario considered in the literature [5], [7]. Obviously, our results cover this case, and shows more insights for general scalings of  $K$  and  $\rho$ .

- D2 Then we consider the case of  $r_t = 1$ , i.e.,  $E_t = \mathcal{O}(1/M)$ . For perfect PCE,  $r_s = -(r_k + r_\rho)$ . For imperfect PCE,  $r_s = \min(-(r_k + r_\rho), 0)$ . To have non-decreasing SINR,  $r_\rho = r_k = 0$  is needed, i.e., the transmission power and the user number should both remain constant. This shows that the training energy is key to the performance, i.e., with low training energy, the promising features of massive MIMO cannot be achieved.
- D3 For the general case where  $r_t \in (0, 1)$ , non-decreasing SINR requires  $r_k + r_\rho \leq 1 - r_t$ . That is, the scale of the per-user transmission power should be no less than  $1/M^{1-r_t}$ . This shows the trade-off between the training phase and the data transmission phase.
- D4 In previous discussions, the scaling of the training energy  $r_t$  is treated as a free parameter, next, the special but commonly used training case where  $P_t = \rho/K$  and  $\tau = K$  is considered, i.e., each user uses the same power in training as that for data transmission. Since in this case,  $r_t = r_\rho$ , we have  $r_s = 1 - 2r_\rho - r_k$  for perfect PCE and  $r_s = \min(1 - 2r_\rho - r_k, 0)$  for imperfect PCE. Non-decreasing SINR requires  $2r_\rho + r_k \leq 1$ . If further  $K$  is constant,  $r_\rho \leq 1/2$  is needed, i.e., the transmission power should scale as  $1/\sqrt{M}$  or higher. This is the same as the results in [5], [7].
- D5 Another typical setting from the perspective of supporting a large number of users is to have  $K$  increase linearly with  $M$ , i.e.,  $r_k = 1$ . For this case,  $r_s = -r_t - r_\rho$  for perfect PCE and  $r_s = \min(-r_t - r_\rho, 0)$  for imperfect PCE. Non-decreasing SINR requires  $r_t = r_\rho = 0$ . Thus, to support such a number of users, the training energy must be constant or higher and the transmission power cannot decrease with  $M$  simultaneously.

#### D. Applicability of Scaling Law for Large but Finite $M$

The performance scaling law is derived for  $M \rightarrow \infty$ . To be practically useful, its effectiveness for large but finite antenna numbers needs to be understood. In our scaling law derivation, the term with the highest scaling exponent in the denominator of (24) is kept while other lower order terms are neglected. Thus for the interested range of antenna number, the result is said to be applicable if the term with the highest order is dominant, in other words, significantly larger (denoted by the symbol “ $\gg$ ”) than the rest<sup>3</sup>. In the following, we derive conditions for the scaling law to be applicable in practical systems with large but finite antenna numbers.

**Corollary 2:** For networks with perfect PCE, the scaling law in (28) is applicable for large but finite  $M$  when  $\frac{K}{Q\rho} \gg \frac{1}{c}(\frac{K}{Q} - 1)$ .

*Proof:* In this case,  $L_p = 0$  and the term with the highest order with respect to  $M$  is  $K/(MQ\rho)$ . For it to be dominant in the denominator of (24), it can be seen straightforwardly that  $\frac{K}{Q\rho} \gg \frac{1}{c}(\frac{K}{Q} - 1)$  is sufficient. ■

<sup>3</sup>Although there is no quantitative definition on dominance, generally speaking, a positive number  $b$  is said to be dominated by another positive number  $a$ , i.e.,  $a \gg b$ , when  $a$  is at least one-order high than  $b$ , or in other words,  $a \geq 10b$ . This common practice is used in our work.

**Corollary 3:** For networks with imperfect PCE, the scaling law in (29) is applicable for large but finite  $M$  when the following holds:

$$\begin{cases} \frac{K}{MQ\rho} \gg \frac{1}{Mc}\chi + L_p\alpha^2 & \text{if } 1 - r_t - r_k - r_\rho < 0; \\ L_p\alpha^2 \gg \frac{1}{M}(\frac{1}{c}\chi + \frac{K}{Q\rho}) & \text{if } 1 - r_t - r_k - r_\rho > 0; \\ L_p\alpha^2 \gg \frac{1}{M}(\frac{1}{c}\chi + \frac{K}{Q\rho}) \text{ or } \frac{K}{Q\rho} \gg \frac{1}{c}\chi & \text{if } 1 - r_t - r_k - r_\rho = 0. \end{cases} \quad (31)$$

where  $\chi = \frac{K}{Q}(1 + \alpha L_p) - 1$ .

*Proof:* The derivation is almost the same as the one for Corollary 2. Thus it is omitted. ■

**Remark 3:** Corollary 2 shows that for large but finite  $M$ , the scaling law in (28) for perfect PCE is more accurate for less correlated channel (larger  $c$ ) and/or lower transmission power. Corollary 3 shows that for large but finite  $M$ , the scaling law in (29) for imperfect PCE is also more accurate for less correlated channel, while the effect of the transmission power on the scaling law accuracy is unclear.

The sufficient conditions<sup>4</sup> in Corollaries 2 and 3 for the scaling laws to be applicable provide guidance for using the scaling law (28) and (29) in practical system design with large but finite antenna number. For systems that satisfy the conditions in Corollaries 2 and 3, the derived scaling law can accurately reflect the network performance; while when the conditions are not guaranteed, the results becomes less accurate but can still provide rough suggestions on the performance.

#### E. Effect of Decreasing Pilot Contamination due to PCE

In the scaling law analysis in Section III-B,  $L_p$ , the average number of cells with pilot contamination is assumed to be a constant. As also mentioned in that section, a decreasing  $L_p$  with respect to  $M$  is possible by PCE. To take into consideration the possible variation of  $L_p$  with respect to  $M$ , the following approximate scaling model for  $L_p$  can be used:

$$\frac{1}{L_p} \approx \mathcal{O}(M^{r_\gamma}) \quad (32)$$

where  $0 \leq r_\gamma \leq 1$ . The value of the exponent  $r_\gamma$  is dependent on the concrete algorithm. For example,  $r_\gamma = 0$  corresponds to the imperfect PCE case discussed previously, where no PCE is available or the pilot contamination is only reduced to a constant value. Since the highest achievable scaling of pilot contamination cannot surpass the increasing rate of antenna number, we have  $r_\gamma \leq 1$ .

With this more general modeling, the corresponding performance scaling law by following similar derivation procedure can be obtained as

$$r_s \approx \min(1 - r_t - r_k - r_\rho, r_\gamma). \quad (33)$$

**Remark 4:** The expressions in (32) and (33) are approximations since  $L_p$  is modeled as an integer in this paper. Its variation with respect to  $M$  can be roughly fitted with the function  $a/M^{r_\gamma}$  for a constant  $a$ . When  $L_p$  decreases with  $M$

<sup>4</sup>For example, for perfect PCE, the denominator of (24) can be written as  $\frac{K}{MQ}(\frac{1}{c} + \frac{1}{\rho}) - \frac{1}{Mc}$ . Thus, another case for the scaling law in (28) to be applicable is  $r_\rho = 0$  and  $\frac{K}{Q} \gg \frac{1}{1+\frac{1}{\rho}}$ .



(meaning high PCE efficiency and a positive  $r_\gamma$ ), an increasing effective SINR rather than the bounded one in (29) can be obtained if  $1 - r_t - r_k - r_\rho > 0$ , which will be evaluated by simulations in Section V.

#### IV. CONDITIONS FOR THE SINR TO BE ASYMPTOTICALLY DETERMINISTIC

One important concept in massive MIMO analysis is asymptotically deterministic. For example, when the desired signal power and interference power which are random in finite-dimension converge to deterministic values as  $M$  increases to infinity [1], [3], their expected values can be used to replace the random counterparts to simplify the analysis. Then a natural question is when the massive MIMO system has asymptotically deterministic SINR for the corresponding performance analysis to be reliable. In existing literature, the deterministic equivalence is mainly based on the almost sure convergence [5]. While many results have been reported based on the aforementioned analysis, the corresponding convergence condition tends to be vague and explicit analysis of the effect of parameter scalings on the convergence is missing.

In this section, following the work in [16], we adopt the mean square convergence [28] for the definition of asymptotically deterministic property, and use the SCV scaling with respect to  $M$  to derive sufficient conditions for asymptotically deterministic SINR. Finally, typical network scenarios are discussed.

**Definition 1:** The random variable sequence  $X_M$  is said to be asymptotically deterministic if its SCV decreases linearly with  $M$  or faster.

Strictly speaking, there is no constraint on the scaling of the SCV for a random sequence to converge to a constant value in the mean square sense other than that the SCV converges to 0 as  $M \rightarrow \infty$ . Notice that for any positive number  $\alpha$ ,  $1/M^\alpha \rightarrow 0$  when  $M \rightarrow \infty$ . However, the convergence can be very slow for small  $\alpha$ , in which case, the derived asymptotic results may not be applicable for practical range of large but finite  $M$ . Thus, for practical system applications, the SINR is only considered to be asymptotically deterministic when the SCV decreases linearly with  $M$  or faster. With this definition, we actually derive sufficient conditions for the SINR to be asymptotically deterministic.

**Proposition 1:** When  $M \gg 1$ , for perfect PCE, a sufficient condition for the SINR in (16) to be asymptotically deterministic is

$$2r_t + r_k + 2r_\rho \geq 1. \quad (34)$$

For imperfect PCE, the SINR is always asymptotically deterministic.

*Proof:* Please see Appendix B. ■

Note that the above sufficient conditions are based on the scaling law in (28) and (29). They can be utilized to justify whether the cases discussed in D1-D5 (including the power scaling analysis in existing works [5], [7], [8]) satisfy the condition for asymptotically deterministic SINR. For perfect PCE, (34) implies  $r_s \leq 1/2$ , meaning that to make the SINR asymptotically deterministic, the highest possible SINR

scaling is  $\sqrt{M}$ . Without the constraint for SINR to be asymptotically deterministic, the maximum possible value for  $r_s$  is 1. For imperfect PCE, Proposition 1 implies that no new limit is casted to the SINR scaling for the SINR to be asymptotically deterministic.

Next, typical scenarios with asymptotically deterministic SINR are investigated in which  $r_t$  is allowed to take values from  $\{0, 1/2, 1\}$  only. The tradeoff between parameters will be revealed.

- D6 For perfect PCE, to achieve both  $r_s = 1/2$  (the SINR increasing linearly with  $\sqrt{M}$ ) and asymptotically deterministic SINR, the sufficient condition reduces to  $r_k = 0$ ,  $r_t + r_\rho = 1/2$ . It means that the user number should be constant, the product of training energy and the transmission power must scale as  $1/\sqrt{M}$  where the tradeoff between the energy efficiency in training and transmission period can be found. Two typical cases with constant user number may happen: a)  $r_t = 0$ ,  $r_\rho = 1/2$ ; and b)  $r_t = 1/2$ ,  $r_\rho = 0$ . For Case a), when the training energy is constant, the transmission power should scale as  $1/\sqrt{M}$ . For Case b), when the training energy scales as  $1/\sqrt{M}$ , the transmission power should be constant.
- D7 For imperfect PCE, to achieve both the highest scaling  $r_s = 0$  and asymptotically deterministic SINR, the sufficient condition is the same as the condition for non-decreasing SINR in (30), i.e.,  $r_k + r_\rho + r_t \leq 1$ . It means that the product of the training energy and the per-user transmission power should scale as  $1/M$  or higher. Typical cases are referred to the former discussions in Section III-C.
- D8 For perfect PCE, to achieve constant and asymptotically deterministic SINR, the sufficient condition reduces to  $r_t + r_k + r_\rho = 1$ . It means that the product of training energy and the per-user transmission power must scale as  $1/M$ . Three typical cases may happen: a)  $r_t = 0$ ,  $r_k + r_\rho = 1$ ; b)  $r_t = 1/2$ ,  $r_k + r_\rho = 1/2$  and c)  $r_t = 1$ ,  $r_k + r_\rho = 0$ . For Case a), when the training energy is constant, the per-user transmission power should scale as  $1/M$ . For Case b), when the training energy scales as  $1/\sqrt{M}$ , the per-user transmission power should also scale as  $1/\sqrt{M}$ . For Case c), when the training energy scales as  $1/M$ , the per-user transmission power should be constant.

*Remark 5:* In existing works, only constant SINR case ( $r_s = 0$ ) has been considered [5]. Discussion D6-D8 show that for perfect PCE, the asymptotically deterministic SINR can scale as  $\sqrt{M}$ . For imperfect PCE, at most constant asymptotically deterministic SINR can be achieved without any extra conditions besides the one for non-decreasing SINR in (30).

#### V. NUMERICAL RESULTS

In this section, main analytical results in this paper will be verified by simulations. We assume that the total number of cells is  $L = 7$ , the spatial correlation metric is  $c = 0.6$  and the inter-cell normalized large scale fading is  $\alpha = 0.3$ . The matrix  $\mathbf{A}$  in (2) and (3) is assumed to consist of the first  $Mc$  columns

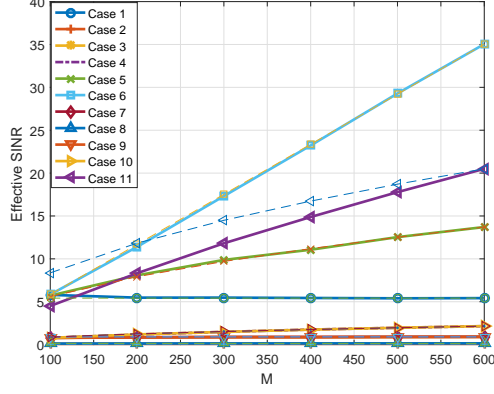


Fig. 1. Effective SINR for different parameter scaling with perfect PCE.

of the  $M$  by  $M$  discrete fourier transfer (DFT) matrix. Due to the main focus of this paper, we only consider systems with non-decreasing SINR scenario as given in Corollary 1.

#### A. Perfect Pilot Contamination Elimination

First, we consider the case of perfect PCE, i.e.,  $L_p = 0$  for all simulated antenna numbers. Eleven typical parameter settings as specified in Table I are considered.

TABLE I  
PARAMETER SETTINGS FOR PERFECT PCE

	$E_t$	$\rho$	$K$	$r_s$	DE
Case 1	10	10	$\lfloor M/10 \rfloor$	0	Y
Case 2	10	$1/M$	10	0	Y
Case 3	10	$1/\sqrt{M}$	$\lfloor \sqrt{M} \rfloor$	0	Y
Case 4	10	$1/\sqrt{M}$	10	0.5	Y
Case 5	10	10	$\lfloor \sqrt{M} \rfloor$	0.5	N
Case 6	10	10	10	1	N
Case 7	$10/M$	10	10	0	Y
Case 8	$1/\sqrt{M}$	$1/\sqrt{M}$	10	0	Y
Case 9	$1/\sqrt{M}$	10	$\lfloor \sqrt{M} \rfloor$	0	Y
Case 10	$1/\sqrt{M}$	10	10	0.5	Y
Case 11	10	$20/\sqrt{M}$	10	0.5	*

In Table I, the  $r_s$  value is the theoretical scaling exponent calculated by using (28). In the last column, DE = Y or N indicates that the sufficient condition for the SINR to be asymptotically deterministic in (34) is satisfied or not, respectively. For Case 11, since it contradicts the condition in Corollary 2 which will be shown later, the scaling law based sufficient condition is not applicable.

In Fig. 1, the simulated effective SINR in (23) with respect to  $M$  is shown for all parameter settings given in Table I to verify the performance scaling law in (28). The dotted lines are the corresponding reference curves with the theoretical scaling exponents. It can be shown that the scaling exponent of Case 6 is 1, the scaling exponents of Cases 4, 5 and 10 are 0.5, and the scaling exponents of Cases 1, 2, and 3, 7, and 8, 9 are 0, which is in accordance with the theoretical results given in Table I. The corresponding insights can be found in Discussions D1-D5. On the other hand, the relatively high

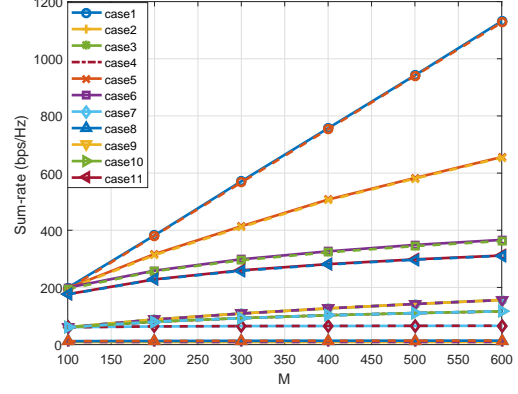


Fig. 2. Comparison between the sum-rate lower bound and simulated sum-rate value with perfect PCE.

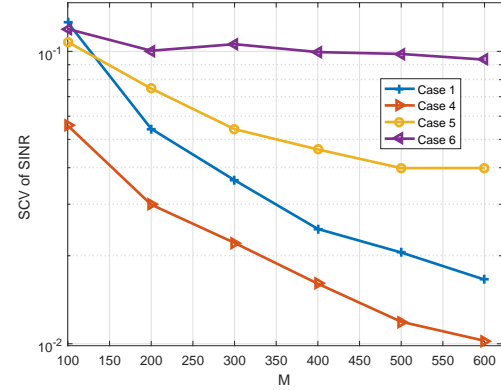


Fig. 3. The SCV of SINR for different parameter scaling with perfect PCE.

transmit power in Case 11, although it decreases for larger  $M$ , makes the scaling law less accurate for the simulated large but finite antenna numbers (refer to Corollary 2).

In Fig. 2, the simulated achievable ergodic sum-rate for all parameter settings in Table I are compared with their corresponding lower bounds given in Lemma 2. It can be shown that the lower bound is tight for all settings, which validates 1) the analysis based on it and 2) the effectiveness of the scaling law if the condition in Corollary 2 is satisfied.

In Fig. 3, the simulated SCVs of the SINRs are shown (in the logarithmic scale) for four of the typical cases. It can be shown that the SCVs for Cases 1 and 4 are smaller than those for Cases 5 and 6. Moreover, the decreasing exponents of the SCVs with respect to  $M$  (fitted with the curve model  $a/M^b$ ) for Cases 1 and 4 are about 1.1 and 0.9, respectively, while those for Cases 5 and 6 are about 0.6 and 0.12, respectively. These show that the SINRs of Cases 1 and 4 have faster decreasing SCVs with respect to  $M$  than those of Cases 5 and 6, which is in accordance with the theoretical results given in Table I.

#### B. Imperfect Pilot Contamination Elimination

Then we turn to the case of imperfect PCE. For space limit, two sets of values for  $L_p$  [5, 5, 5, 5, 5, 5] and [5, 5, 4, 4, 3, 3] for



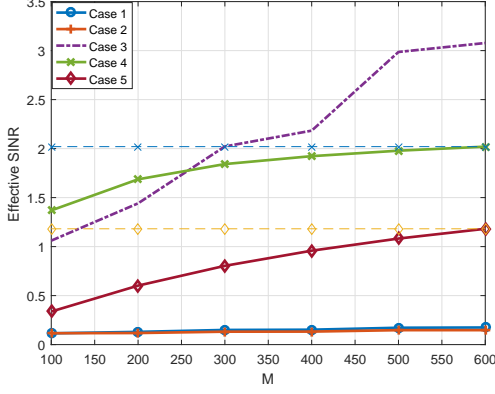


Fig. 4. Effective SINR for different parameter scaling with imperfect PCE.

the following antenna numbers: [100, 200, 300, 400, 500, 600], are considered. The scaling exponent of the former one is  $r_\gamma = 0$  corresponding to the case discussed in Section III-B. The scaling exponent of the latter one is approximated as  $r_\gamma = 0.35$  (via curve fitting) corresponding to the case discussed in Section III-E. The typical parameter settings are given in Table II.

TABLE II  
NETWORK PARAMETERS FOR IMPERFECT PCE

	$E_t$	$\rho$	$K$	$r_\gamma$	$r_s$
Case 1	0.2	$1/\sqrt{M}$	$\sqrt{M}$	0.35	0
Case 2	0.2	0.1	$\lfloor M/10 \rfloor$	0.35	0
Case 3	0.2	10	2	0.35	0.35
Case 4	1	20	2	0	0
Case 5	0.2	10	10	0	0

In Fig. 4, the simulated effective SINR with respect to  $M$  is shown for the network settings given in Table II. For the constant pilot contamination  $r_\gamma = 0$  case, the limiting effect of pilot contamination on the performance scaling is shown in Cases 4 and 5. Note that these two cases do not match the scaling law as well as that of perfect PCE since the pilot contamination term is not dominant enough for the antenna number interval in both cases. However, for the simulated finite antenna numbers, the scaling law for Case 4 is more reliable compared with that for Case 5. This is because that the former case has a better compliance with the condition in Corollary 3. Further, as  $M$  increases, the accuracy of the scaling law for both cases improves. On the other hand, Cases 1-3 show that for decreasing pilot contamination with respect to  $M$ , an increasing SINR can be obtained (Case 3), which is in accordance with Remark 4.

In Fig. 5, it can be shown that the lower bound given in Lemma 2 also match the simulated achievable ergodic sum-rate well for all parameter settings in Table II.

## VI. CONCLUSION

For TDD mutli-cell multi-user massive MIMO downlink systems with CSI error, channel spatial correlation and MRT precoding, this paper provided a comprehensive general scaling law based performance analysis, which quantitatively

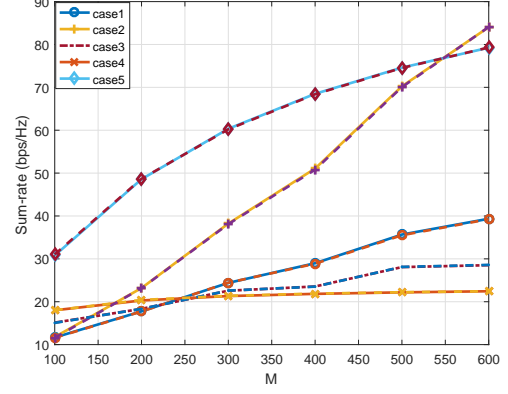


Fig. 5. Comparison between the sum-rate lower bound and simulated sum-rate value with imperfect PCE.

shows the effect of important network parameters and the pilot contamination elimination and the tradeoff among them. The application of the scaling law for large but finite antenna number was also studied. Moreover, a sufficient condition for the SINR to be asymptotically deterministic in the sense of mean square convergence was derived. Our results cover existing ones on such analysis as special cases and show the effect of pilot contamination more explicitly rather than only considering it as the performance limit in existing works. In the future work, more general spatial correlation distribution and more practical modeling on the effect of pilot contamination elimination should be studied.

## APPENDIX A PROOF OF LEMMA 1

Due to the relationship in (8), the key step for calculating the means and SCVs of the SINR components is the calculation of  $E\{\hat{\mathbf{h}}_{llk}^H \hat{\mathbf{h}}_{llk}\}$ ,  $E\{\hat{\mathbf{h}}_{llk}^H \hat{\mathbf{h}}_{llk} \hat{\mathbf{h}}_{ssi}^H \hat{\mathbf{h}}_{ssi}\}$ , and  $E\{|\hat{\mathbf{h}}_{llm}^H \hat{\mathbf{h}}_{llk}|^2\}$ ,  $E\{|\hat{\mathbf{h}}_{llm}^H \hat{\mathbf{h}}_{llk}|^2 |\hat{\mathbf{h}}_{ssm}^H \hat{\mathbf{h}}_{ssi}|^2\}$ . The following results are derived for all  $l, s \in \{j\} \cup \mathbb{S}_j^{p,d}$  and  $k, i \in \{1, \dots, K\}$ .

First, with some tedious calculations which are omitted here for space limit, we have

$$E\{\hat{\mathbf{h}}_{llk}^H \hat{\mathbf{h}}_{llk}\} = QM, \quad (35)$$

$$E\{\hat{\mathbf{h}}_{llk}^H \hat{\mathbf{h}}_{llk} \hat{\mathbf{h}}_{ssi}^H \hat{\mathbf{h}}_{ssi}\} = \begin{cases} (\frac{Q}{c})^2 \Delta(\Delta+1), s=l, i=k \\ (\frac{Q}{c})^2 \Delta^2, (s,i) \neq (l,k) \end{cases}, \quad (36)$$

$$E\{|\hat{\mathbf{h}}_{llm}^H \hat{\mathbf{h}}_{llk}|^2\} = \begin{cases} (\frac{Q}{c})^2 \Delta(\Delta+1), k=m \\ (\frac{Q}{c})^2 \Delta, k \neq m \end{cases}, \quad (37)$$

and

$$E \left\{ \left| \hat{\mathbf{h}}_{llm}^H \hat{\mathbf{h}}_{llk} \right|^2 \left| \hat{\mathbf{h}}_{ssm}^H \hat{\mathbf{h}}_{ssi} \right|^2 \right\} = \left( \frac{Q}{c} \right)^4 \Delta \begin{cases} (\Delta + 1)(\Delta + 2)(\Delta + 3), s = l, i = k, k = m, \\ 2\Delta, s = l, i = k, k \neq m \\ (\Delta + 1)(\Delta + 2), s = l, i \neq k, k = m \text{ or } i = m \\ (\Delta + 1), s = l, i \neq k, k \neq m, i \neq m \\ \Delta(\Delta + 1)^2, s \neq l, i = k, k = m \\ \Delta, s \neq l, k \neq m, i \neq m \\ \Delta(\Delta + 1), s \neq l, i \neq k, k = m \text{ or } i = m \end{cases} \quad (38)$$

where (35)-(38) are derived from properties of Gamma distribution and in (38), the central limit theorem is used to approximate the distribution of  $\frac{1}{\sqrt{M}} \hat{\mathbf{h}}_{llk}^H \hat{\mathbf{h}}_{ssi}$  as  $\mathcal{CN}(0, Q^2/c)$  for all  $(l, k) \neq (s, i)$  based on (7).

Based on (35)-(38) and the relationship in (8), the next step for calculating the means and SCVs of the SINR components is to follow their definitions and find the highest order terms with respect to  $M$ . Details are omitted here due to space limit.

## APPENDIX B

### PROOF OF PROPOSITION 1

The SINR expression in (16) can be reformulated as

$$\text{SINR}_{jm} = \frac{M^{r_s} \cdot P_s / Q^2}{\frac{(K-1)P_{i,in}}{Q^2 M^{1-r_s}} + \frac{MKL_p P_{i,out}}{Q^2 M^{1-r_s}} + \frac{K(L_p+1)P_e}{Q^2 M^{1-r_s}} + \frac{KQ}{\rho Q^2 M^{1-r_s}}} \quad (39)$$

The SINR is asymptotically deterministic when its SCV approaches zero as  $M \rightarrow \infty$ . However, the complex structure of the SINR expression makes it challenging to obtain its SCV directly. Alternatively, since  $P_s$  is asymptotically deterministic as noted in Remark 1, for the SINR to be asymptotically deterministic, the sufficient and necessary condition is that the denominator in (39) is asymptotically deterministic. One sufficient condition is the SCV of the denominator in (39) scales no larger than  $1/M$ . When  $\text{SINR}_{jm}$  is asymptotically deterministic,  $\text{SINR}_{jm}$  asymptotically converges to  $\widetilde{\text{SINR}}_{jm}$  as defined in (26). Thus from the definition in (27), i.e.,  $\widetilde{\text{SINR}}_{jm} = \mathcal{O}(M^{r_s})$ , and  $P_s / Q^2 \xrightarrow{m,s} 1$  (refer to Lemma 1), we have

$$E \left\{ \frac{(K-1)P_{i,in}}{Q^2 M^{1-r_s}} + \frac{MKL_p P_{i,out}}{Q^2 M^{1-r_s}} + \frac{K(L_p+1)P_e}{Q^2 M^{1-r_s}} + \frac{KQ}{\rho Q^2 M^{1-r_s}} \right\} = \mathcal{O}(1). \quad (40)$$

Therefore, the sufficient condition can be rewritten as

$$\text{var} \left\{ \frac{(K-1)P_{i,in}}{Q^2 M^{1-r_s}} + \frac{MKL_p P_{i,out}}{Q^2 M^{1-r_s}} + \frac{K(L_p+1)P_e}{Q^2 M^{1-r_s}} \right\} \leq \frac{C_1}{M} \quad (41)$$

for some constant  $C_1$ .

By using the fact that a sufficient condition for (41) is that the variance of each term in (41) scales no larger than  $1/M$  (details are omitted for space limit) and combining the scaling law in (28) and (29), the sufficient condition in Proposition 1 can be obtained via some tedious calculations based on (19)-(21).

## REFERENCES

- [1] T. L. Marzetta, "Noncooperative cellular wireless with unlimited numbers of base station antennas," in *IEEE Trans. Wireless Commun.*, vol. 9, no. 11, pp. 3590-3600, Nov. 2010.
- [2] E. Björnson, E. G. Larsson and T. L. Marzetta, "Massive MIMO: ten myths and one critical question," in *IEEE Commun. Mag.*, vol. 54, no. 2, pp. 114-123, Feb. 2016.
- [3] F. Rusek et al., "Scaling up MIMO: opportunities and challenges with very large arrays," in *IEEE Signal Process. Mag.*, vol. 30, no. 1, pp. 40-60, Jan. 2013.
- [4] S. Wagner, R. Couillet, M. Debbah et al., "Large system analysis of linear precoding in correlated MISO broadcast channels under limited feedback," in *IEEE Trans. Inf. Theory*, vol. 58, no. 7, pp. 4509-4537, July 2012.
- [5] J. Hoydis, S. ten Brink and M. Debbah, "Massive MIMO in the UL/DL of cellular networks: How many antennas do we need?," in *IEEE J. Sel. Areas Commun.*, vol. 31, no. 2, pp. 160-171, Feb. 2013.
- [6] H. Yang and T. L. Marzetta, "Performance of conjugate and zero-forcing beamforming in large-scale antenna systems," in *IEEE J. Sel. Areas Commun.*, vol. 31, no. 2, pp. 172-179, Feb. 2013.
- [7] H. Q. Ngo, E. G. Larsson and T. L. Marzetta, "Energy and spectral efficiency of very large multiuser MIMO systems," in *IEEE Trans. Commun.*, vol. 61, no. 4, pp. 1436-1449, Apr. 2013.
- [8] Q. Zhang, S. Jin, K. K. Wong et al., "Power scaling of uplink massive MIMO systems with arbitrary-rank channel means," in *IEEE J. Sel. Topics Signal Process.*, vol. 8, no. 5, pp. 966-981, Oct. 2014.
- [9] H. Q. Ngo, E. G. Larsson and T. L. Marzetta, "Massive MU-MIMO downlink TDD systems with linear precoding and downlink pilots," *2013 51st Annual Allerton Conference on Commun., Control, and Comput. (Allerton)*, Monticello, IL, 2013, pp. 293-28.
- [10] A. Khansefid and H. Minn, "Achievable downlink rates of MRC and ZF precoders in massive MIMO with uplink and downlink pilot contamination," in *IEEE Trans. Commun.*, vol. 63, no. 12, pp. 4849-4864, Dec. 2015.
- [11] J. Zuo, J. Zhang, C. Yuen et al. "Multicell multiuser massive MIMO transmission with downlink training and pilot contamination precoding," in *IEEE Trans. Veh. Technol.*, vol. 65, no. 8, pp. 6301-6314, Aug. 2016.
- [12] A. Papazafeiropoulos, "Impact of general channel aging conditions on the downlink performance of massive MIMO," in *IEEE Trans. Veh. Technol.*, vol. 66, no. 2, pp. 1428-1442, Feb. 2017.
- [13] E. Björnson, M. Matthaiou and M. Debbah, "Massive MIMO with non-ideal arbitrary arrays: hardware scaling laws and circuit-aware design," in *IEEE Trans. Wireless Commun.*, vol. 14, no. 8, pp. 4353-4368, Aug. 2015.
- [14] H. Falconet, L. Sanguinetti, A. Kammoun et al. "Asymptotic analysis of downlink MISO systems over Rician fading channels," *2016 IEEE International Conference on Acoust., Speech and Signal Process. (ICASSP)*, Shanghai, 2016, pp. 3926-3930.
- [15] P. J. Smith, C. Neil, M. Shafi et al., "On the convergence of massive MIMO systems," *2014 IEEE International Conference on Commun. (ICC)*, Sydney, NSW, 2014, pp. 5191-5196.
- [16] Q. Wang and Y. Jing, "Performance analysis and scaling law of MRC/MRT relaying with CSI error in massive MIMO systems." arXiv preprint arXiv:1606.07480 (2016).
- [17] H. Yin, D. Gesbert, M. Filippou et al., "A coordinated approach to channel estimation in large-scale multiple-antenna systems," in *IEEE J. Sel. Areas Commun.*, vol. 31, no. 2, pp. 264-273, Feb. 2013.
- [18] P. Zhao, Z. Wang, C. Qian et al. "Location-aware pilot assignment for massive MIMO systems in heterogeneous networks," in *IEEE Trans. Veh. Technol.*, vol. 65, no. 8, pp. 6815-6821, Aug. 2016.
- [19] B. Tomasi and M. Guillaud, "Pilot length optimization for spatially correlated multi-user MIMO channel estimation," *2015 49th Asilomar Conference on Signals, Syst. and Comput., Pacific Grove, CA*, 2015, pp. 1237-1241.
- [20] O. Elijah, C. Y. Leow, T. A. Rahman et al. "A Comprehensive survey of pilot contamination in massive MIMO - 5G System," in *Commun. Surveys Tuts.*, vol. 18, no. 2, pp. 905-923, Second quarter 2016.
- [21] J. Jose, A. Ashikhmin, T. L. Marzetta et al., "Pilot contamination and precoding in multi-cell TDD systems," in *IEEE Trans. Wireless Commun.*, vol. 10, no. 8, pp. 2640-2651, Aug. 2011.
- [22] S. Kay, "Fundamentals of statistical signal processing, volume I: estimation theory." (1993).
- [23] Y. Wang, S. Li, C. Li et al. "Ergodic rate analysis for massive MIMO relay systems with multi-pair users under imperfect CSI," in *2015 IEEE Global Conf. on Sig. and Info. Process. (GlobalSIP)*, Orlando, FL, 2015, pp. 33-37.
- [24] T. V. T. Le and Y. H. Kim, "Power and spectral efficiency of multi-pair massive antenna relaying systems with zero-forcing relay beamforming," in *IEEE Commun. Letters*, vol. 19, no. 2, pp. 243-246, Feb. 2015.
- [25] Z. Zhang, Z. Chen, M. Shen et al. "Spectral and energy efficiency of multipair two-way full-duplex relay systems with massive MIMO," in *IEEE J. Sel. Areas in Commun.*, vol. 34, no. 4, pp. 848-863, Apr. 2016.
- [26] B. Everitt, *The Cambridge dictionary of statistics*, Cambridge University Press, 1998.

- [27] S. Boyd and L. Vandenberghe, Convex optimization, Cambridge Univ. Press, 2004.
- [28] H. Kobayashi, B. L. Mark, and W. Turin, Probability, random processes, and statistical analysis, Cambridge Univ. Press, 2012.