
Mean teachers are better role models: Weight-averaged consistency targets improve semi-supervised deep learning results

Antti Tarvainen
The Curious AI Company*
tarvaina@cai.fi

Harri Valpola
The Curious AI Company
harri@cai.fi

Abstract

The recently proposed Temporal Ensembling has achieved state-of-the-art results in several semi-supervised learning benchmarks. It maintains an exponential moving average of label predictions on each training example, and penalizes predictions that are inconsistent with this target. However, because the targets change only once per epoch, Temporal Ensembling becomes unwieldy when learning large datasets. To overcome this problem, we propose Mean Teacher, a method that averages model weights instead of label predictions. As an additional benefit, Mean Teacher improves test accuracy and enables training with fewer labels than Temporal Ensembling. Mean Teacher achieves error rate 4.35% on SVHN with 250 labels, better than Temporal Ensembling does with 1000 labels.²

1 Introduction

Deep learning has seen tremendous success in areas such as image and speech recognition. In order to learn useful abstractions, deep learning models require a large number of parameters, thus making them prone to over-fitting (Figure 1a). Moreover, adding high-quality labels to training data manually is often expensive. Therefore, it is desirable to use regularization methods that exploit unlabeled data effectively to reduce over-fitting in semi-supervised learning.

When a percept is changed slightly, a human typically still considers it to be the same object. Correspondingly, a classification model should favor functions that give consistent output for similar data points. One approach for achieving this is to add noise to the input of the model. To enable the model to learn more abstract invariances, the noise may be added to intermediate representations, an insight that has motivated many regularization techniques, such as Dropout (Srivastava et al., 2014). Rather than minimizing the classification cost at the zero-dimensional data points of the input space, the regularized model minimizes the cost on a manifold around each data point, thus pushing decision boundaries away from the labeled data points (Figure 1b).

Since the classification cost is undefined for unlabeled examples, the noise regularization by itself does not aid in semi-supervised learning. To overcome this, techniques such as Pseudo-Ensemble Agreement (Bachman et al., 2014) and the Γ model (Rasmus et al., 2015) evaluate each data point with and without noise, and then apply a *consistency cost* between the two predictions. In this case, the model assumes a dual role as a *teacher* and a *student*. As a student, it learns as before; as a teacher, it generates targets, which are then used by itself as a student for learning. Since the model itself generates targets, they may very well be incorrect. If too much weight is given to the generated targets, the cost of inconsistency outweighs that of misclassification, preventing the learning of new

*also Aalto University

²Source code for the experiments is available at <https://github.com/CuriousAI/mean-teacher>

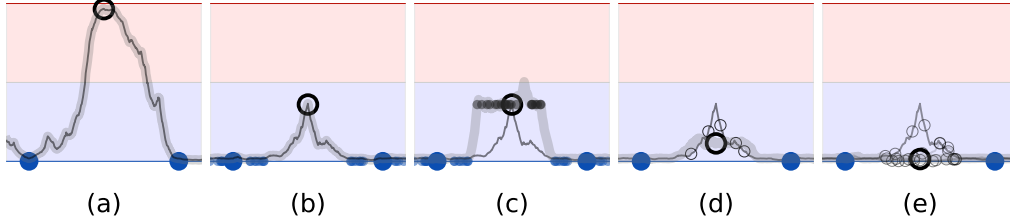


Figure 1: A sketch of a binary classification task with two labeled examples (large blue dots) and one unlabeled example, demonstrating how the choice of unlabeled target (black circle) affects the fitted function (gray curve). **(a)** A model with no regularization is free to fit any function. **(b)** A model trained with noisy labeled data (small dots) learns to give consistent predictions around labeled data points. **(c)** Consistency to noise around unlabeled examples provides additional smoothing. For the clarity of illustration, the teacher model (blue curve) is first fitted to the labeled examples, and then left unchanged during the training of the student model. Also for clarity, we will omit the small dots in figures d and e. **(d)** Noise on the teacher model reduces the bias of the targets without additional training. The expected direction of stochastic gradient descent is towards the mean (large blue circle) of individual noisy targets (small blue circles). **(e)** An ensemble of models gives an even better expected target. Both Temporal Ensembling and the Mean Teacher method use this approach.

information. In effect, the model suffers from confirmation bias (Figure 1c), a hazard that can be mitigated by improving the quality of targets.

There are at least two ways to improve the target quality. One approach is to choose the perturbation of the representations carefully instead of barely applying additive or multiplicative noise. Another approach is to choose the teacher model carefully instead of barely replicating the student model. Concurrently to our research, Miyato et al. (2017) have taken the first approach and shown that Virtual Adversarial Training can yield impressive results. We take the second approach and will show that it too provides significant benefits. To our understanding, these two approaches are compatible, and their combination may produce even better outcomes. However, the analysis of their combined effects is outside the scope of this paper.

Our goal, then, is to form a better teacher model from the student model without additional training. As the first step, consider that the softmax output of a model does not provide a good Bayesian approximation outside training data. This can be alleviated by adding noise to the model at inference time (Gal & Ghahramani, 2016). Consequently, a noisy teacher can yield targets with smaller bias (Figure 1d). This approach has been used recently by Laine & Aila (2016) in their Π model and by (Sajjadi et al., 2016) with a similar technique. Both of them have reported significant improvements over earlier methods on several semi-supervised benchmarks. However, this approach increases the variance of the generated targets, limiting its usefulness.

To reduce the variance, Laine & Aila (2016) have proposed Temporal Ensembling. With this method, targets are computed from an exponential moving average (EMA) of the model’s predictions over epochs. Since the targets are now formed with an implicit ensemble of models, they should have smaller variance (Figure 1e). However, since Temporal Ensembling updates targets only once per epoch, the learned information is incorporated into the training process at a slow pace. The larger the dataset, the longer the span of the updates, and in the case of on-line learning, it is unclear how Temporal Ensembling can be used at all.

2 Mean Teacher

To overcome the limitations of Temporal Ensembling, we propose averaging model weights instead of predictions. Since the teacher model is an average of consecutive student models, we call this the Mean Teacher method. Averaging model weights over training steps tends to give better validation cost than using the final weights directly (Polyak & Juditsky, 1992). We can take advantage of this during training to construct better targets. Instead of sharing the weights with the student model, the teacher model uses the EMA weights of the student model. Now it can aggregate information after every step instead of every epoch. In addition, since the weight averages improve all layer outputs,

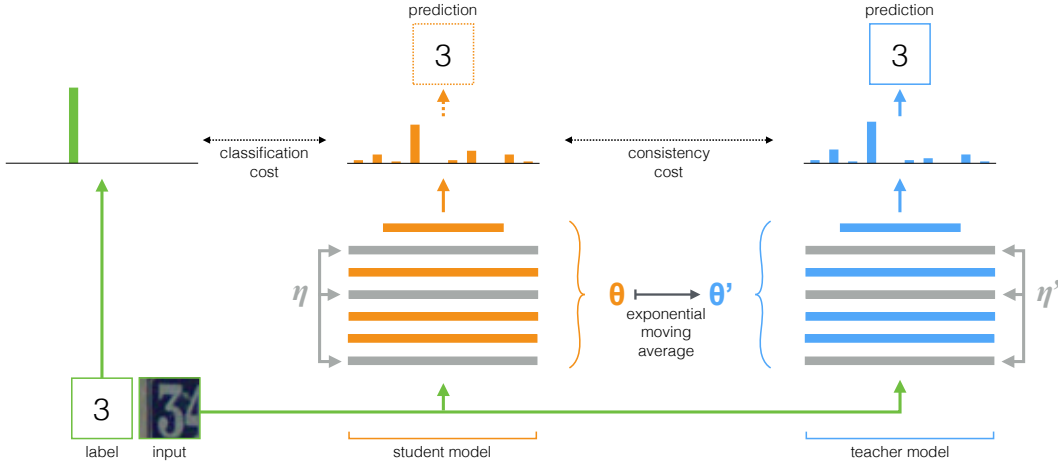


Figure 2: The mean teacher model. The figure depicts a training batch with a single labeled example. Both the student and the teacher model evaluate the input applying noise within their computation. The softmax output of the student model is compared with the one-hot label using classification cost and with the teacher output using consistency cost. After the weights of the student model have been updated with gradient descent, the teacher model weights are updated as an exponential moving average of the student weights. Both model outputs can be used for prediction, but at the end of the training the teacher prediction is more likely to be correct. A training step with an unlabeled example would be similar, except no classification cost would be applied.

not just the top output, the target model has better intermediate representations. These aspects lead to two practical advantages over Temporal Ensembling: First, the more accurate target labels lead to a faster feedback loop between learning and target models, resulting in better test accuracy. Second, the approach scales to large datasets and on-line learning.

We define the consistency cost J as the expected distance between the prediction of the student model (with weights θ and noise η) and the expected prediction of the teacher model (with weights θ' and noise η').

$$J(\theta) = \mathbb{E}_{x, \eta', \eta} [\|f(x, \theta', \eta') - f(x, \theta, \eta)\|^2]$$

With regards to optimization, the teacher model parameters θ' are treated as constants. Similarly to Laine & Aila (2016), we use mean square error as the distance metric. (We also ran experiments with cross-entropy but saw no improvement in results.) Noise can take many forms. In the experiments we will describe in the following section, we applied three types of noise: random translations of input images, Gaussian noise on the input layer, and dropout applied within the network.

We can approximate the cost in stochastic gradient descent by sampling noise η at each training step. Whereas the Π model uses $\theta' = \theta$, and Temporal Ensembling approximates good $f(x, \theta', \eta)$ with a weighted average of successive predictions, we define θ'_t at training step t as the EMA of successive θ weights:

$$\theta'_t = \alpha \theta'_{t-1} + (1 - \alpha) \theta_t$$

where α is a smoothing coefficient hyperparameter.

3 Experiments

To test our hypotheses, we first replicated the Π model of Laine & Aila (2016) in TensorFlow (Abadi et al., 2015) as our baseline. We then modified the baseline model to use weight-averaged consistency targets. The details of the model architecture are described in supplementary material in Appendix A.

Table 1: Error rate percentage on SVHN and CIFAR-10 datasets over 10 runs. The extra training data of SVHN was not used in these runs.

	SVHN 250 labels	SVHN 500 labels	SVHN 1000 labels	SVHN All labels ^a	CIFAR-10 4000 labels
Supervised	42.65 \pm 2.68	22.08 \pm 0.73	14.46 \pm 0.71	2.81 \pm 0.07	35.56 \pm 1.59
GAN ^b		18.44 \pm 4.8	8.11 \pm 1.3		18.63 \pm 2.32
Π ^c		6.65 \pm 0.53	4.82 \pm 0.17	2.54 \pm 0.04	12.36 \pm 0.31
Temporal Ens. ^c		5.12 \pm 0.13	4.42 \pm 0.16	2.74 \pm 0.06	12.16 \pm 0.31
VAT+EntMin ^d			3.86		10.55
Π (ours)	12.94 \pm 1.68	6.83 \pm 0.66	4.95 \pm 0.26	2.50 \pm 0.07	13.20 \pm 0.27
Mean Teacher	4.35 \pm 0.50	4.18 \pm 0.27	3.95 \pm 0.19	2.50 \pm 0.05	12.31 \pm 0.28

^a 4 runs ^b Salimans et al. (2016) ^c Laine & Aila (2016) ^d Miyato et al. (2017)

Table 2: Error percentage on SVHN with 500 labels over 10 runs. The training set is augmented with varying amount of unlabeled data from the extra training set.

Model	0 extra	100k extra	500k extra
Π model	6.83 \pm 0.66	4.49 \pm 0.27	3.26 \pm 0.14
Mean Teacher	4.18 \pm 0.27	3.02 \pm 0.16	2.46 \pm 0.06

We ran experiments using the Street View House Numbers (SVHN) and CIFAR-10 benchmarks (Netzer et al., 2011). Both datasets contain 32x32 pixel RGB images belonging to ten different classes. In SVHN, each example is a close-up of a house number, and the class represents the identity of the digit in the middle of the image. In CIFAR-10, each example is a natural image belonging to a class such as horses, cats, cars and airplanes. SVHN contains of 73257 training samples and 26032 test samples. CIFAR-10 consists of 50000 training samples and 10000 test samples.

From Table 1 we can see that Mean Teacher improves test accuracy over Π model and Temporal Ensembling on semi-supervised SVHN tasks. Mean Teacher also improve results on CIFAR-10 over our baseline Π model.

The recently published version of Virtual Adversarial Training by Miyato et al. (2017) performs even better than Mean Teacher on 1000-label SVHN and 4000-label CIFAR-10. As discussed in Introduction, VAT and Mean Teacher are complimentary approaches. The combination of the two methods may yield better accuracy than either of them alone. This is an interesting avenue of further research.

3.1 SVHN with extra unlabeled data

Above, we suggested that Mean Teacher scales well to large datasets and on-line learning. In addition, the SVHN and CIFAR-10 results indicate that it uses unlabeled examples efficiently. Therefore, we wanted to test whether we have reached the limits of our approach.

Besides the primary training data, SVHN includes also an extra dataset of 531131 examples. We picked 500 samples from the primary training as our labeled training examples. We used the rest of the primary training set together with the extra training set as unlabeled examples. We ran experiments with Mean Teacher and our baseline Π model, and used either 0, 100000 or 500000 extra examples. Table 2 shows the results.

3.2 Analysis

The training curves on Figure 3 indicate how Mean Teacher improves learning:

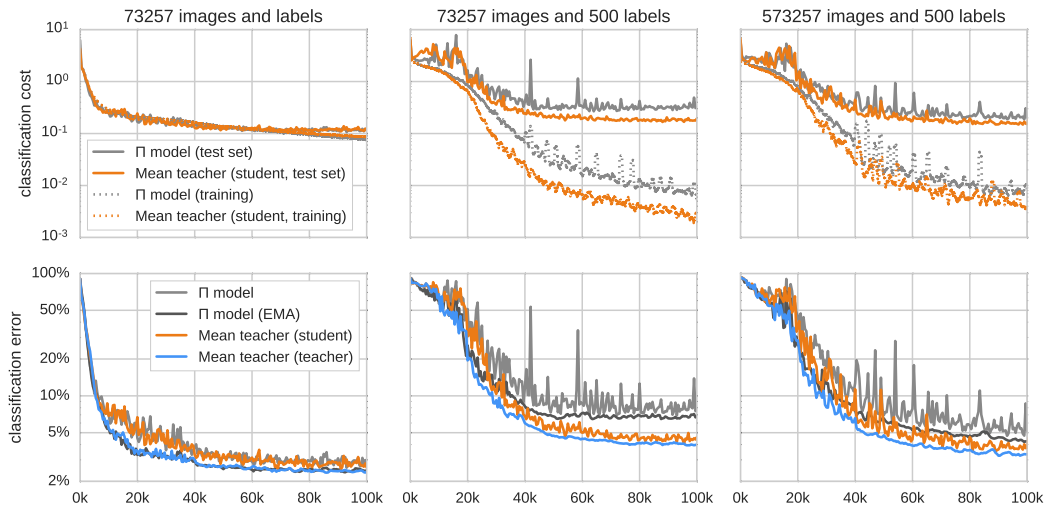


Figure 3: Smoothened classification cost (top) and classification error (bottom) of Mean Teacher and our baseline Π model on SVHN over the first 100000 training steps.

- Both the Π model and Mean Teacher act as strong regularizers. When doing supervised training, the classification cost follows training cost closely for the first 80000 training steps.
- As expected, the EMA-weighted models (blue and dark gray curves in the bottom row) give more accurate predictions than the bare student models (orange and light gray) after an initial period.
- Using the EMA-weighted model as the teacher improves results in the semi-supervised settings. There appears to be a virtuous feedback cycle of the teacher (blue curve) improving the student (orange) via consistency cost, and the student improving the teacher via exponential moving averaging. If this feedback cycle is detached, and the student improves both the teacher (dark gray) and itself (light gray), the learning is slower, and the model starts to overfit earlier.
- Mean Teacher helps when labels are scarce. When using 500 labels (middle column) Mean Teacher learns faster, and continues training after Π model stops improving. On the other hand, in the all-labeled case (left column), Mean Teacher and the Π model behave virtually identically.
- Mean Teacher uses unlabeled training data more efficiently than the Π model, as seen in the middle column. On the other hand, with 500k extra unlabeled examples (right column), Π model keeps improving for longer. Mean Teacher learns faster, and eventually converges to a better result, but the sheer amount of data appears to offset Π model's worse predictions.

4 Related work

Noise regularization of neural networks was proposed by Sietsma & Dow (1991). More recently, several types of perturbations have been shown to regularize intermediate representations effectively in deep learning. Dropout (Srivastava et al., 2014) zeroes random dimensions of layer outputs. Drop-connect (Wan et al., 2013) generalizes Dropout by zeroing individual weights instead of activations. Stochastic Depth (Huang et al., 2016) drops entire layers of residual networks, and Swapout (Singh et al., 2016) generalizes Dropout and Stochastic Depth. Adversarial Training (Goodfellow et al., 2014b) changes the input slightly to give predictions that are as different as possible from the original predictions.

Several semi-supervised methods are based on training the model predictions to be consistent to perturbation. The Denoising Source Separation framework (DSS) (Särelä & Valpola, 2005) uses denoising of latent variables to learn their likelihood estimate. The Γ variant of Ladder Network (Ras-

mus et al., 2015) implements DSS with a deep learning model for classification tasks. It produces a noisy student predictions and clean teacher predictions, and applies a denoising layer to predict teacher predictions from the student predictions. The Π model Laine & Aila (2016) improves the Γ model by removing the explicit denoising layer and applying noise also to the teacher predictions. The methods proposed by Wager et al. (2013) for linear models and Bachman et al. (2014) for deep learning are similar to the Π model but don't apply noise to the teacher predictions. Virtual Adversarial Training (Miyato et al., 2017) is similar to the Π model but uses adversarial perturbation instead of independent noise.

The idea of a teacher model training a student is related to model compression (Buciluă et al., 2006) and distillation (Hinton et al., 2015). The knowledge of a complicated model can be transferred to a simpler model by training the simpler model with the softmax outputs of the complicated model. The softmax outputs contain more information about the task than the one-hot outputs, and the requirement of representing this knowledge regularizes the simpler model. Besides its use in model compression, distillation can be used to harden trained models against adversarial attacks (Papernot et al., 2015). The difference between distillation and consistency regularization is that distillation is performed after training whereas consistency regularization is performed on training time.

Consistency regularization can be seen as a form of label propagation. Training samples that resemble each other are more likely to belong to the same class. Label propagation takes advantage of this assumption by pushing label information from each example to examples that are near it according to some metric (Zhu & Ghahramani, 2002). Weston et al. (2012) have showed that label propagation can also be applied in deep learning models. However, ordinary label propagation requires a predefined distance metric in the input space. In contrast, consistency targets employ a learned distance metric implied by the abstract representations of the model. As the model learns new features, the distance metric changes to accommodate these features. Therefore, consistency targets guide learning in two ways. On the one hand they spread the labels according to the current distance metric, and on the other hand, they aid the network learn a better distance metric.

5 Discussion

Temporal Ensembling, Virtual Adversarial Training and other forms of consistency regularization have recently shown their strength in semi-supervised learning. In this paper, we propose Mean Teacher, a method that averages model weights to form a target-generating teacher model. Unlike Temporal Ensembling, Mean Teacher works with large datasets and on-line learning. In addition, our experiments on SVHN and CIFAR-10 suggest that it improves the speed of learning and the classification accuracy of the trained network.

We believe that the ideas behind Mean Teacher can be applied and improved in many ways. Consistency targets can be combined with other semi-supervised methods. The value of teacher-generated information can likely be utilized in a more sophisticated manner. And the general principle of improving teacher predictions to improve the training results can suggest new techniques that bring additional benefits.

Weight-averaged consistency targets improve the training signal at the top of the network. They guide the model to find better representations on its upper layers, but not necessarily on the lower layers. A convolutional network is a natural match for the consistency targets, because the convolutions are strongly regularized by themselves. In other tasks and models, the consistency targets may need help from other regularizers. Recently, semi-supervised learning results have improved tremendously with the help of Variational auto-encoders (Kingma & Welling, 2013; Rezende et al., 2014), Generative adversarial networks (Goodfellow et al., 2014a; Salimans et al., 2016), and other methods. Combining consistency targets with these other methods will in all likelihood produce good results in a diverse set of tasks. As an example, consider Ladder networks (Rasmus et al., 2015). Whereas consistency targets apply to the top layer, the denoising cost of the ladder applies to the bottom layer. A combination of consistency targets and the ladder would yield a stronger signal to all the layers of the network.

The value of information provided by the teacher model changes during training. At the beginning of training, the student should not trust the teacher at all. Following Laine & Aila (2016), we tackle this complication with a ramp-up of the consistency cost, whereas Miyato et al. (2017) use entropy minimization. Although these techniques solve the immediate problem, they account for the value of

information only indirectly. Approximating and exploiting the value of teacher-generated information in a principled way remains an open problem.

The success of consistency regularization depends on the quality of teacher-generated targets. If the targets can be improved, they should be. Mean Teacher and Virtual Adversarial Training represent two ways of exploiting this principle. Their combination may yield even better targets. There are probably additional methods to be uncovered that improve targets and trained models even further.

Acknowledgements

We thank Samuli Laine and Timo Aila for interesting and fruitful discussions about their work.

References

- Abadi, Martín, Agarwal, Ashish, Barham, Paul, Brevdo, Eugene, Chen, Zhifeng, Citro, Craig, Corrado, Greg S., Davis, Andy, Dean, Jeffrey, Devin, Matthieu, Ghemawat, Sanjay, Goodfellow, Ian, Harp, Andrew, Irving, Geoffrey, Isard, Michael, Jia, Yangqing, Jozefowicz, Rafal, Kaiser, Lukasz, Kudlur, Manjunath, Levenberg, Josh, Mané, Dan, Monga, Rajat, Moore, Sherry, Murray, Derek, Olah, Chris, Schuster, Mike, Shlens, Jonathon, Steiner, Benoit, Sutskever, Ilya, Talwar, Kunal, Tucker, Paul, Vanhoucke, Vincent, Vasudevan, Vijay, Viégas, Fernanda, Vinyals, Oriol, Warden, Pete, Wattenberg, Martin, Wicke, Martin, Yu, Yuan, and Zheng, Xiaoqiang. *TensorFlow: Large-Scale Machine Learning on Heterogeneous Systems*. 2015.
- Bachman, Philip, Alsharif, Ouais, and Precup, Doina. Learning with Pseudo-Ensembles. *arXiv:1412.4864 [cs, stat]*, December 2014. arXiv: 1412.4864.
- Buciluă, Cristian, Caruana, Rich, and Niculescu-Mizil, Alexandru. Model compression. In *Proceedings of the 12th ACM SIGKDD international conference on Knowledge discovery and data mining*, pp. 535–541. ACM, 2006.
- Gal, Yarin and Ghahramani, Zoubin. Dropout as a Bayesian Approximation: Representing Model Uncertainty in Deep Learning. In *Proceedings of The 33rd International Conference on Machine Learning*, pp. 1050–1059, 2016.
- Goodfellow, Ian, Pouget-Abadie, Jean, Mirza, Mehdi, Xu, Bing, Warde-Farley, David, Ozair, Sherjil, Courville, Aaron, and Bengio, Yoshua. Generative Adversarial Nets. In Ghahramani, Z., Welling, M., Cortes, C., Lawrence, N. D., and Weinberger, K. Q. (eds.), *Advances in Neural Information Processing Systems 27*, pp. 2672–2680. Curran Associates, Inc., 2014a.
- Goodfellow, Ian J., Shlens, Jonathon, and Szegedy, Christian. Explaining and Harnessing Adversarial Examples. December 2014b. arXiv: 1412.6572.
- Hinton, Geoffrey, Vinyals, Oriol, and Dean, Jeff. Distilling the Knowledge in a Neural Network. *arXiv:1503.02531 [cs, stat]*, March 2015. arXiv: 1503.02531.
- Huang, Gao, Sun, Yu, Liu, Zhuang, Sedra, Daniel, and Weinberger, Kilian. Deep Networks with Stochastic Depth. *arXiv:1603.09382 [cs]*, March 2016. arXiv: 1603.09382.
- Kingma, Diederik and Ba, Jimmy. Adam: A Method for Stochastic Optimization. *arXiv:1412.6980 [cs]*, December 2014. arXiv: 1412.6980.
- Kingma, Diederik P. and Welling, Max. Auto-encoding variational bayes. *arXiv preprint arXiv:1312.6114*, 2013.
- Laine, Samuli and Aila, Timo. Temporal Ensembling for Semi-Supervised Learning. *arXiv:1610.02242 [cs]*, October 2016. arXiv: 1610.02242.
- Maas, Andrew L., Hannun, Awni Y., and Ng, Andrew Y. Rectifier nonlinearities improve neural network acoustic models. In *Proc. ICML*, volume 30, 2013.
- Miyato, Takeru, Maeda, Shin-ichi, Koyama, Masanori, and Ishii, Shin. Virtual Adversarial Training: a Regularization Method for Supervised and Semi-supervised Learning. *arXiv:1704.03976 [cs, stat]*, April 2017. arXiv: 1704.03976.

- Netzer, Yuval, Wang, Tao, Coates, Adam, Bissacco, Alessandro, Wu, Bo, and Ng, Andrew Y. Reading digits in natural images with unsupervised feature learning. In *NIPS Workshop on Deep Learning and Unsupervised Feature Learning*, 2011.
- Papernot, Nicolas, McDaniel, Patrick, Wu, Xi, Jha, Somesh, and Swami, Ananthram. Distillation as a Defense to Adversarial Perturbations against Deep Neural Networks. *arXiv:1511.04508 [cs, stat]*, November 2015. arXiv: 1511.04508.
- Polyak, B. T. and Juditsky, A. B. Acceleration of Stochastic Approximation by Averaging. *SIAM J. Control Optim.*, 30(4):838–855, July 1992. ISSN 0363-0129. doi: 10.1137/0330046.
- Rasmus, Antti, Berglund, Mathias, Honkala, Mikko, Valpola, Harri, and Raiko, Tapani. Semi-supervised Learning with Ladder Networks. In Cortes, C., Lawrence, N. D., Lee, D. D., Sugiyama, M., and Garnett, R. (eds.), *Advances in Neural Information Processing Systems 28*, pp. 3546–3554. Curran Associates, Inc., 2015.
- Rezende, Danilo Jimenez, Mohamed, Shakir, and Wierstra, Daan. Stochastic Backpropagation and Approximate Inference in Deep Generative Models. In *Proceedings of The 31st International Conference on Machine Learning*, pp. 1278–1286, 2014.
- Sajjadi, Mehdi, Javanmardi, Mehran, and Tasdizen, Tolga. Regularization With Stochastic Transformations and Perturbations for Deep Semi-Supervised Learning. In Lee, D. D., Sugiyama, M., Luxburg, U. V., Guyon, I., and Garnett, R. (eds.), *Advances in Neural Information Processing Systems 29*, pp. 1163–1171. Curran Associates, Inc., 2016.
- Salimans, Tim and Kingma, Diederik P. Weight normalization: A simple reparameterization to accelerate training of deep neural networks. In *Advances in Neural Information Processing Systems*, pp. 901–901, 2016.
- Salimans, Tim, Goodfellow, Ian, Zaremba, Wojciech, Cheung, Vicki, Radford, Alec, and Chen, Xi. Improved techniques for training gans. In *Advances in Neural Information Processing Systems*, pp. 2226–2234, 2016.
- Sietsma, Jocelyn and Dow, Robert JF. Creating artificial neural networks that generalize. *Neural networks*, 4(1):67–79, 1991.
- Singh, Saurabh, Hoiem, Derek, and Forsyth, David. Swapout: Learning an ensemble of deep architectures. *arXiv:1605.06465 [cs]*, May 2016. arXiv: 1605.06465.
- Srivastava, Nitish, Hinton, Geoffrey, Krizhevsky, Alex, Sutskever, Ilya, and Salakhutdinov, Ruslan. Dropout: A Simple Way to Prevent Neural Networks from Overfitting. *J. Mach. Learn. Res.*, 15 (1):1929–1958, January 2014. ISSN 1532-4435.
- Särelä, Jaakko and Valpola, Harri. Denoising Source Separation. *Journal of Machine Learning Research*, 6(Mar):233–272, 2005. ISSN 1533-7928.
- Wager, Stefan, Wang, Sida, and Liang, Percy. Dropout Training as Adaptive Regularization. *arXiv:1307.1493 [cs, stat]*, July 2013. arXiv: 1307.1493.
- Wan, Li, Zeiler, Matthew, Zhang, Sixin, Le Cun, Yann, and Fergus, Rob. Regularization of Neural Networks using DropConnect. pp. 1058–1066, 2013.
- Weston, Jason, Ratle, Frédéric, Mobahi, Hossein, and Collobert, Ronan. Deep learning via semi-supervised embedding. In *Neural Networks: Tricks of the Trade*, pp. 639–655. Springer, 2012.
- Zhu, Xiaojin and Ghahramani, Zoubin. Learning from labeled and unlabeled data with label propagation. 2002.

A Experimental setup

As the basis of our experiments, we replicated the Π model of Laine & Aila (2016) and used mostly the same hyperparameters. Table 3 describes the architecture of the convolutional network. We applied mean-only batch normalization and weight normalization (Salimans & Kingma, 2016) on convolutional and softmax layers. We used Leaky ReLu (Maas et al., 2013) with $\alpha = 0.1$ as the nonlinearity on each of the convolutional layers.

We used cross-entropy between the student softmax output and the one-hot label as the classification cost, and the mean square error between the student and teacher softmax outputs as the consistency cost. The total cost was the weighted sum of these costs, where the weight of classification cost was the expected number of labeled examples per minibatch, subject to the ramp-ups described below.

We trained the network with minibatches of size 100. We used Adam Optimizer (Kingma & Ba, 2014) for training with learning rate 0.003 and parameters $\beta_1 = 0.9$, $\beta_2 = 0.999$, and $\varepsilon = 10^{-8}$. The teacher model parameters were updated after each training step using an EMA with $\alpha = 0.999$. These were subject to the ramp-ups and ramp-downs described below.

We applied a ramp-up period of 40000 training steps at the beginning of training. The consistency cost coefficient and the learning rate were ramped up from 0 to their maximum values, using sigmoid function $e^{-5(1-x)^2}$, where $x \in [0, 1]$.

We used different training settings in different experiments. In the CIFAR-10 experiment, we matched the settings of Laine & Aila (2016) as closely as possible. In the SVHN experiments, we diverged from Laine & Aila (2016) to accommodate for the sparsity of labeled data. Table 4 summarizes the differences between our experiments.

A.1 SVHN

We normalized the input images to have zero mean and unit variance.

When doing semi-supervised training, we used 1 labeled example and 99 unlabeled examples in each mini-batch. After all labeled examples had been used, they were shuffled and reused. Similarly, after all unlabeled examples had been used, they were shuffled and reused. This was important to speed up training when using extra unlabeled data.

We applied different values for Adam β_2 and EMA decay rate during the ramp-up period and the rest of the training. Both of the values were 0.99 during the first 40000 steps, and 0.999 afterwards. This helped the 250-label case converge reliably.

We trained the network for 180000 steps when not using extra unlabeled examples, for 400000 steps when using 100k extra unlabeled examples, and for 600000 steps when using 500k extra unlabeled examples.

A.2 CIFAR-10

We normalized the input images with ZCA based on training set statistics.

For sampling minibatches, the labeled and unlabeled examples were treated equally, and thus the number of labeled examples varied from minibatch to minibatch.

We applied a ramp-down for the last 25000 training steps. The learning rate coefficient was ramped down to 0 from its maximum value. Adam β_1 was ramped down to 0.5 from its maximum value. The ramp-downs were performed using sigmoid function $1 - e^{-12.5x^2}$, where $x \in [0, 1]$. These ramp-downs did not improve the results of the Mean Teacher model, but were used to stay as close as possible to the settings of Laine & Aila (2016).

A.3 Use of validation and test data

In the development phase of our work, we separated 10% of training data into a validation set. We removed most of the labels from the remaining training data, retaining an equal number of labels from each class. We retained labels in the validation set to enable exploration of the results. In the

final evaluation phase we used the entire training set, including the validation set but with labels removed.

On a real-world use case we would not possess a fully-labeled validation set. However, this setup is useful in a research setting, since it enables a more thorough analysis of the results. To the best of our knowledge, this is the common practice when carrying out research on semi-supervised learning. By retaining the hyperparameters from previous work where possible we decreased the chance of over-fitting our results to validation labels.

Table 3: The convolutional network architecture we used in the experiments.

Layer	Hyperparameters
Input	32×32 RGB image
Translation	Randomly $\{\Delta x, \Delta y\} \sim [-2, 2]$
Horizontal flip ^a	Randomly $p = 0.5$
Gaussian noise	$\sigma = 0.15$
Convolutional	128 filters, 3×3 , <i>same</i> padding
Convolutional	128 filters, 3×3 , <i>same</i> padding
Convolutional	128 filters, 3×3 , <i>same</i> padding
Pooling	Maxpool 2×2
Dropout	$p = 0.5$
Convolutional	256 filters, 3×3 , <i>same</i> padding
Convolutional	256 filters, 3×3 , <i>same</i> padding
Convolutional	256 filters, 3×3 , <i>same</i> padding
Pooling	Maxpool 2×2
Dropout	$p = 0.5$
Convolutional	512 filters, 3×3 , <i>valid</i> padding
Convolutional	256 filters, 1×1 , <i>same</i> padding
Convolutional	128 filters, 1×1 , <i>same</i> padding
Pooling	Average pool ($6 \times 6 \rightarrow 1 \times 1$ pixels)
Softmax	Fully connected $128 \rightarrow 10$

^a Not applied on SVHN experiments

Table 4: Differences in training settings between the experiments

Aspect	semi-supervised SVHN	supervised SVHN	semi-supervised CIFAR-10
image pre-processing	zero mean, unit variance	zero mean, unit variance	ZCA
image augmentation	translation	translation	translation + horizontal flip
number of labeled examples per minibatch	1	100	varying
training steps	180000-600000	180000	150000
Adam β_2 during and after ramp-up	0.99, 0.999	0.99, 0.999	0.999, 0.999
EMA decay rate during and after ramp-up	0.99, 0.999	0.99, 0.999	0.999, 0.999
Ramp-downs	No	No	Yes