

Probing the Neutrino Mass Hierarchy with Dynamical Dark Energy Model

En-Kun Li, Hongchao Zhang, Minghui Du, Zhi-Huan Zhou, and Lixin Xu*

*Institute of Theoretical Physics, School of Physics & Optoelectronic Technology,
Dalian University of Technology, Dalian, 116024, P. R. China*

By using a dimensionless and varies parameter $\Delta = (m_3 - m_1)/(m_3 + m_1)$, which is used to determine the neutrinos mass hierarchy, we have investigated the impacts of dark energy on the mass hierarchy. Two typical dark energy models are considered: one is the w CDM model with a constant equation of state parameter w ; the other is the CPL model with a parameterized time-varying equation of state $w = w_0 + w_a(1 - a)$. Adopting the currently available cosmic observations, and comparing to the Λ CDM model, our study shows that the upper limits of the total neutrino mass $\sum_\nu m_\nu$ is much looser in the w CDM and CPL model. In the w CDM (or CPL) model the total mass of neutrinos is $\sum_\nu m_\nu < 0.142$ eV (or $\sum_\nu m_\nu < 0.179$ eV) for the normal mass hierarchy and $\sum_\nu m_\nu < 0.158$ eV ($\sum_\nu m_\nu < 0.198$ eV) for the inverted mass hierarchy at 95% C.L.. The w CDM model is slightly favored the normal mass hierarchy, but CPL model has no sympathetic to either. Furthermore, the equation of state parameters of both dark energy models can influence the measurement of $\sum_\nu m_\nu$. Larger $\sum_\nu m_\nu$ may favor phantom dark energy for w CDM model, and an early phantom but late quintessence dark energy for CPL model.

I. Introduction

Neutrino oscillation experiments suggest that the masses of the three type neutrinos (m_1, m_2, m_3) are different, however, only two squared mass differences of them are obtained, instead of the absolute masses [1–3]. The solar oscillation experiments determined the squared difference of mass m_1 and m_2 , i.e. Δm_{21}^2 , and another squared difference $|\Delta m_{31}^2|$ has been measured from the oscillations of neutrinos produced in the Earth's atmosphere. Therefore, we have two type of mass hierarchy: the normal hierarchies (NH, $m_1 < m_2 < m_3$) and the inverted hierarchies (IH, $m_3 < m_1 < m_2$). Moreover, the oscillation probabilities depend only on squared mass differences, Δm^2 , which are not sensitive to the absolute value of neutrino masses, then the three masses may have the following relationships. The simplest case is $m_1 \sim 0, m_2 \sim |\Delta m_{21}|$ and $m_3 \sim |\Delta m_{31}|$. The IH case may be $m_3 \sim 0, m_1 \sim |\Delta m_{31}|$ and $m_2 \sim |\Delta m_{31}|$. However, the case that $m_1 \sim m_2 \sim m_3 \gg |\Delta m_{31}|$ is possible, too. Thus, the determination of absolute mass scale of neutrinos is a great challenge in experimental particle physics.

Fortunately, cosmological observations can provide some important information in studying the neutrino masses [4, 5]. Massive neutrinos are initially relativistic, but they become nonrelativistic so late that they can influence the cosmic microwave background (CMB) temperature anisotropies via the early-time integrated Sachs-Wolfe (ISW) effect [6], and modify the growth of structure in the Universe via suppress the clustering of matter. Quantitatively, the suppression of the matter power spectrum on the small scales due to neutrino free streaming is roughly given by $\Delta P/P \sim -8\Omega_\nu/\Omega_m$ with $\Omega_\nu h^2 = \sum_\nu m_\nu/(93.14\text{eV})$, where h is related to the Hubble constant by $H_0 = 100h\text{kms}^{-1}\text{Mpc}^{-1}$ [4]. Such an effect can be clearly visible in the Large Scale Structure (LSS) measurements. For the neutrinos have a great impact on the CMB and LSS, then one can extract useful signals of cosmic neutrinos

from the matter clustering, the polarization observations of CMB [7], and the cross correlation between the Rees-Sciama effect and weak lensing [8], etc.

Beside neutrinos, the standard model of cosmology suggests that most of the Universe is made up of a component with negative pressure, i.e. dark energy (DE). In this model, DE is the component drives the Universe to accelerate expansion [9]. Until now, there are so many DE models had been raised up to explain the observed accelerating expansion of the Universe, but the nature of DE remains to be clarified. Among them, the most simplest one is the Λ CDM model, whose equation of state (EOS) is $w = -1$. Though the Λ CDM model can fit various latest data quite well, it always beset with the severe theoretical changes [10–14]. Therefore, to see whether the EOS of DE is equal to -1 is extremely important.

Since neutrinos and DE are all mysteries that we do not know clearly in the Universe and they both have great influences on the evolution of the Universe, then considering them together is needed. A stringent upper bounds on the total neutrino mass, i.e. $\sum_\nu m_\nu < 0.17$ eV (95%) has been provided by *Planck* 2015 [15], using the dataset *Planck* TT, TE, EE+lowP+BAO and the base Λ CDM model. However, the constraint on the masses of neutrinos is strongly depends on the nature of the DE component of the Universe. Just as in Ref. [16], the author studied the influence of a dynamical DE model with free (but constant) EOS parameter, i.e. w CDM model, on the Neutrino masses, and the work provided that massive neutrinos can be degenerated with the DE density and the EOS. So if a dynamical DE is considered, the constraints of the neutrinos' mass could be modified significantly. For the w CDM model the upper bound of the neutrinos' total mass will be relaxed, but tighter in the holographic dark energy (HDE) model [17]. The previous studies have not taken the neutrino mass hierarchies into consideration, once it is considered, the NH is slightly favored than IH [18]. Moreover, the same conclusion for the w CDM and HDE model are obtained but with tighter limits upper limit of $\sum_\nu m_\nu$ [19].

In the present paper, we will following the ideas raised in [5, 20], in which the authors treat NH and IH in a unique parameter, unlike the former works where NH and IH are treated

* lxxu@dlut.edu.cn

separately, We have focused on impacts of two dynamical DE models in distinguishing the NH and IH, and constraining of $\sum_\nu m_\nu$ by using the recent cosmological observations. One of the DE models considered in this study is the w CDM model, comparing to the Λ CDM model it has one more free parameter, i.e., its EOS $w = w_0$ is a free constant to be determined. The other one is the CPL model, whose EOS is given by $w = w_0 + w_a(1-a)$, it is time-varying and has two free parameters [21]. Although the CPL model has an extra free parameter to be determined, it is more general than the HDE model, for that it has nothing to do with any derived parameters of the cosmological model.

The rest of this paper is structured as follows. In Sect. II, we briefly review the method of formulating the neutrino mass hierarchy parameter and the cosmological datasets used in this paper. Constraining results on the neutrino mass parameter and different DE models are shown in Sect. III. Section IV is our conclusions.

II. Methodology and Datasets

Taking the differences of neutrinos mass squares with three massive eigenstates into account and neglecting the experimental uncertainties, two independent parameters are given as [22]

$$\Delta m_{21}^2 \equiv m_2^2 - m_1^2 = 7.5 \times 10^{-5} \text{eV}^2, \quad (1)$$

$$|\Delta m_{31}^2| \equiv |m_3^2 - m_1^2| = 2.5 \times 10^{-3} \text{eV}^2. \quad (2)$$

Following the method raised in [20], by introducing a parameter, i.e., $\Delta = (m_3 - m_1)/(m_3 + m_1)$, the three neutrino mass eigenvalues are given by

$$m_1 = \frac{1-\Delta}{2\sqrt{|\Delta|}} \sqrt{|\Delta m_{31}^2|}, \quad (3)$$

$$m_2 = \sqrt{\frac{(1-\Delta)^2}{4|\Delta|} |\Delta m_{31}^2| + \Delta m_{21}^2}, \quad (4)$$

$$m_3 = \frac{1+\Delta}{2\sqrt{|\Delta|}} \sqrt{|\Delta m_{31}^2|}. \quad (5)$$

Then the derived total mass is given by

$$\sum_\nu m_\nu = \sqrt{\frac{\Delta m_{31}^2}{|\Delta|}} + \sqrt{\frac{(1-\Delta)^2}{4|\Delta|} |\Delta m_{31}^2| + \Delta m_{21}^2}. \quad (6)$$

It is clear that $\Delta > 0$ represents NH and the minimum eigenvalue of neutrino masses is m_1 . Similarly, $\Delta < 0$ represents IH and the minimum mass is m_3 . Combining the two independent mass squared differences, the total neutrino mass is not less than 0.06 eV for NH and 0.1 eV for IH. Note that the mass m_1 and m_3 should satisfy the conditions: $m_1 \geq 0$, $m_3 \geq 0$ and $m_3 \neq m_1$. Then the range of Δ is $[-1, 0) \cup (0, 1]$ and $\lim_{\Delta \rightarrow 0} \sum_\nu m_\nu \rightarrow \infty$ will not be reached. Applying this method, Δ changes continuously through different neutrino mass hierarchies and the different hierarchies can be treated in a unique parameter. Besides, the lightest neutrino's mass and the neutrinos total mass all can be derived from Δ .

In order to clarify the massive neutrinos' effects on the CMB power spectra, the publicly available code **CAMB** [23]

are used in this paper. In which code the total neutrino mass is set not less than 0.06 eV by hand, however, this is not what we desired due to its inability to distinguish NH and IH. So we modified the code to include the mass hierarchy parameter Δ . On the other hand, we assume that the DE could not simply be described by the cosmology constant Λ , whose equation of state is -1 . We have considered two DE mode, one is the w CDM model and the other is CPL model, and the equation of state are $w = \text{const.}$ and $w = w_0 + w_a(1-a)$, respectively. And the two models are also written in the modified **CAMB** code.

The cosmological parameters in the w CDM model and CPL model are given by

$$\{\omega_b, \omega_c, 100\theta_{MC}, \tau, n_s, \ln(10^{10} A_s), \Delta, w\}, \quad (7)$$

$$\{\omega_b, \omega_c, 100\theta_{MC}, \tau, n_s, \ln(10^{10} A_s), \Delta, w_0, w_a\}, \quad (8)$$

respectively. Here ω_b and ω_c are the physical density of baryons and cold dark matter today, θ_{MC} is the ratio between the sound horizon and the angular diameter distance at the decoupling epoch, τ is the Thomson scattering optical depth, n_s and A_s are the spectral index and amplitude of scalar power spectrum, respectively. These six cosmological parameters are the base parameters of the Λ CDM model. The additional free parameters w , w_0 and w_a describes the EOS of DE models.

To constrain cosmological parameters and the neutrino mass hierarchy parameter, we modified the publicly available Cosmological Monte Carlo (**CosmoMC**) code [24, 25] and then run the program with eight independent chains. Following are the datasets used in the present work:

- the *Planck* 2015 data release of CMB temperature and polarization anisotropies, including LowTEB, TT, EE and TE, details about the likelihood code can be found in [26];
- the BAO data includes the measurements from 6dFGS ($z_{\text{eff}} = 0.1$) [27], SDSS MGS ($z_{\text{eff}} = 0.15$) [28], CMASS ($z_{\text{eff}} = 0.57$) and LOWZ ($z_{\text{eff}} = 0.32$) samples of BOSS DR12 [29], and also the RSD data from the CMASS and LOWZ [29];
- the Joint Light-curve Analysis (JLA) sample [30], compiled from the SNLS, SDSS, and the samples of several low-redshift of the SNe;
- the local measurement of H_0 , i.e. Hubble Space Telescope (HST) 2016 with $H_0 = 73.03 \pm 1.79 \text{kms}^{-1} \text{Mpc}^{-1}$ at 1σ confidence level (C.L.) [31].

III. Constraint Results

Using the datasets mentioned above and a modified version of **CosmoMC**, our constraints on the cosmological parameters of the two dynamical DE models are listed in Table I and shown in Fig. 1. For comparison with the two DE models, the best-fit results of the Λ CDM model are also listed in Table I. In this table, the best-fit results are shown with the 68% C.L.

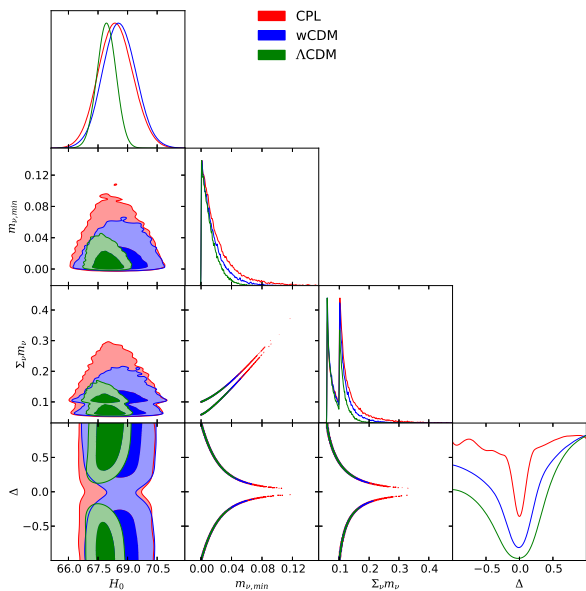


FIG. 1. The 1D marginalized distribution and 2D contours for the interested parameters of different DE models.

uncertainty for the cosmological parameters and 95% C.L. upper limits for the neutrino mass hierarchy parameter Δ , the neutrino's total mass $\sum_\nu m_\nu$, and minimal mass $m_{\nu,\min}$.

Comparing the three models, one can obtain that for the six based parameters there is only a marginal difference between the best-fit values of the three models. From Table I, we find that the range of value of the parameter Δ changes significant among the Λ CDM, w CDM, and CPL models. The Λ CDM model has the smallest range of value of Δ , and the CPL model has the largest one. By analyzing the values of different parameters in Table I, it's easier to find that the constraints of cosmological parameters is much looser in the CPL model and much tighter in the Λ CDM model. This also can be easily find out in Fig. 1.

Figure 1 shows the 68% and 95% C.L. contours in the $\sum_\nu m_\nu - m_{\nu,\min}$, $\Delta - m_{\nu,\min}$, and $\Delta - \sum_\nu m_\nu$ planes. From this graphic one can find that as the absolute value of Δ increases, the value of $\sum_\nu m_\nu$ and $m_{\nu,\min}$ decreases, and $\sum_\nu m_\nu$ is proportional to $m_{\nu,\min}$. Besides, the likelihood distribution for Δ shown in Fig. 1 indicates that for the Λ CDM model $\Delta > 0$ (NH) is slightly favored compared to $\Delta < 0$ (IH), and $\Delta = 0$ is strongly disfavored. But, this trend is not so insignificant for w CDM model, and for CPL model, it is not sympathetic to either, NH or IH. According to Table I, the upper limit of $\sum_\nu m_\nu$ at 95% C.L. for Λ CDM, w CDM and CPL models are 0.118 eV, 0.142 eV and 0.179 of the NH case and 0.135 eV, 0.158 eV and 0.198 of the IH case, respectively. For NH, the mass of lightest neutrino is less than 0.030 eV, 0.039 eV and 0.053 eV for Λ CDM, w CDM and CPL model at 95% C.L., respectively. For IH, this become 0.024 eV, 0.035 eV and 0.053 eV. From Eq. 6, one can derive the minimal value of $\sum_\nu m_\nu$ for NH and IH as 0.06 eV and 0.10 eV. Therefore, we still cannot say which hierarchy is the right one.

In Fig. 1, one can also find that H_0 is well constrained

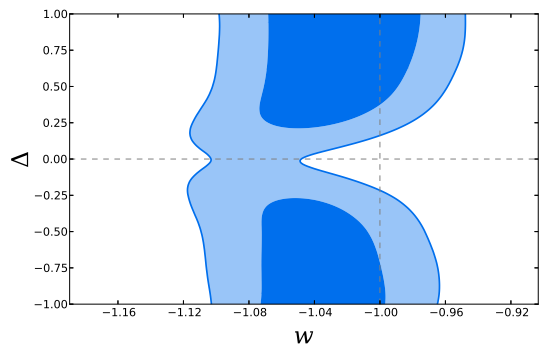


FIG. 2. The 68% and 95% C.L. marginalized contours of the neutrinos total mass $\sum_\nu m_\nu$ and the EOS w in the w CDM model. The Λ CDM case with $w = -1$ and the minimum value of $\sum_\nu m_\nu$ for NH and IH also shown in the planes by the dashed lines.

by the datasets we use in the Λ CDM model, but not well in the w CDM and CPL model. The uncertainty of H_0 becomes larger in the dynamical dark energy. As the contours in Fig. 1 show, for the Λ CDM model, H_0 is anti-correlated with $\sum_\nu m_\nu$, but for the w CDM and CPL model, it seems that H_0 has nothing to do with $\sum_\nu m_\nu$.

The above analysis indicates that the free parameters of the DE model have significant influence on the neutrino mass. Thus, in Figs. 2 and 3 we have provided the dependence of Δ upon the parameters of w CDM and CPL model. For the w CDM model, from Fig. 2, NH ($\Delta > 0$) is positively correlated with w but IH ($\Delta < 0$) is anti-correlated with w . According to the above analysis, the total neutrino mass $\sum_\nu m_\nu$ decreases as the absolute value of Δ increases. Then, from Fig. 2 we obtain that the smaller w is, the higher the upper limit of $\sum_\nu m_\nu$. The comparison of the effects between the NH and IH case suggests that NH may favor a slightly bigger value of w . And we can also conclude that for either NH case or IH case, a phantom dark energy is favored, i.e., $w < -1$.

Unlike w CDM model, CPL model has two free parameters, both of them have influences on the neutrino mass hierarchy parameter Δ . As shown in Fig. 3, at 95% C.L., the constraints in the $w_0 - w_a$ plane is color-coded by the value of Δ . It is clear that w_0 is anti-correlated with w_a , the absolute value of Δ is anti-correlated with w_0 and positively correlated with w_a . The effects obtained from NH and IH on CPL model parameter has slight differences, which differs from that of w CDM. This figure suggests that a smaller $\sum_\nu m_\nu$ allows DE transforms from phantom to quintessence, i.e., its EOS evolving from $w < -1$ to $w > -1$, with time going through.

IV. Conclusion

In this paper, using the data combination: *Planck* 2015 LowTEB, TT, TE, EE + BAO DR12 + JLA SN + HST 2016 and considering a unique parameter Δ which is used to determine the three active neutrinos' mass, we have studied two representative dynamical DE models: the w CDM model, whose EOS is a constant w ; and the CPL model, whose EOS

TABLE I. Constraints on independent and derived cosmological parameters, EOS of DE models (68% C.L.), and 95% upper limits for the total neutrino mass and the lights neutrino.

Parameters	Λ CDM	w CDM	CPL
$\Omega_b h^2$	0.02237 ± 0.00014	0.02232 ± 0.00015	0.02229 ± 0.00015
$\Omega_c h^2$	0.1177 ± 0.0010	0.1183 ± 0.0012	0.1188 ± 0.0013
$100\theta_{MC}$	1.04095 ± 0.00030	1.04085 ± 0.00031	1.04079 ± 0.00032
τ	0.078 ± 0.016	0.073 ± 0.017	0.070 ± 0.018
$\ln(10^{10} A_s)$	3.086 ± 0.031	3.076 ± 0.033	3.071 ± 0.034
n_s	0.9697 ± 0.0038	0.9680 ± 0.0042	0.9667 ± 0.0044
H_0	67.93 ± 0.48	68.59 ± 0.84	68.40 ± 0.87
Ω_{de}	0.6942 ± 0.0062	0.6985 ± 0.0077	0.6956 ± 0.0085
Ω_m	0.3058 ± 0.0062	0.3015 ± 0.0077	0.3044 ± 0.0085
σ_8	0.815 ± 0.013	0.821 ± 0.015	0.820 ± 0.016
$z_{\text{reionization}}$	$9.9^{+1.5}_{-1.3}$	$9.4^{+1.7}_{-1.4}$	$9.1^{+1.7}_{-1.4}$
w/w_0^a	-1	-1.035 ± 0.036	-0.94 ± 0.11
w_a^b	—	—	$-0.40^{+0.45}_{-0.33}$
Δ (95%)	$[-1, -0.40]$ or $(0.33, 1]$	$[-1, -0.27]$ or $(0.24, 1]$	$[-1, -0.16]$ or $(0.16, 1]$
$m_{\nu, \text{min}}^{\text{NH}} \text{eV} (95\%)$	< 0.030	< 0.039	< 0.053
$m_{\nu, \text{min}}^{\text{IH}} \text{eV} (95\%)$	< 0.024	< 0.035	< 0.053
$\sum_{\nu}^{\text{NH}} m_{\nu} \text{eV} (95\%)$	< 0.118	< 0.142	< 0.179
$\sum_{\nu}^{\text{IH}} m_{\nu} \text{eV} (95\%)$	< 0.135	< 0.158	< 0.198

^a w for the w CDM and Λ CDM model and w_0 for the CPL model.

^b the parameter for the CPL model, whose EOS is $w = w_0 + w_a(1 - a)$.

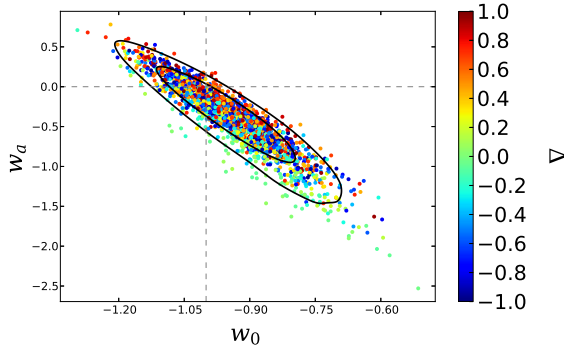


FIG. 3. Contours in the $w_0 - w_a$ plane and color-coded by Δ . The Λ CDM case with $w_0 = -1$ and $w_a = 0$ is shown in the plane by the crossed dashed lines.

is time-varying, i.e., $w = w_0 + w_a(1 - a)$. Our study has demonstrated that the dynamical DE can significantly influence the constraints on the neutrino total mass and the mass hierarchy.

If the unique parameter $\Delta = (m_3 - m_1)/(m_3 + m_1)$ were determined, one can easily distinguish the NH ($\Delta > 0$) from IH ($\Delta < 0$), and derive all of the neutrino masses or the total neutrino mass. In section III, by comparing our constraining results of w CDM and CPL model with the Λ CDM model, we find that, except for the neutrinos' mass, the best-fit values for the based and derived cosmological parameters are almost identical for different models. For the neutrino mass, no matter the total mass or the minimum mass, the most tight con-

straint occurs in the Λ CDM model and the loosest constrains occurs in the CPL model. By analyzing the marginalized distribution of Δ , we find that the NH is slightly favored than IH in the Λ CDM and w CDM model, but one cannot distinguish NH from IH in the CPL model.

Furthermore, by analyzing the dependence of Δ on the free parameters of EOS for the two dynamical DE models, we find that the effects of neutrinos on the evolution of the Universe have a certain degeneracy with DE, especially at large total neutrino mass. The total neutrino mass is anti-correlated with the EOS in the w CDM model, and bigger $\sum_{\nu} m_{\nu}$ favors phantom DE. However, for the CPL model, the situation is a little complex due to the introduce of an additional free parameter. In Fig. 3, one can see that the total neutrino mass is positively correlated with the present value of its EOS w_0 , and it is anti-correlated with the change rate of EOS w_a . So a bigger $\sum_{\nu} m_{\nu}$ suggests bigger present EOS and smaller change rate, which indicates that an early phantom but late quintessence DE model is more favored. Therefore, the dynamical DE has a great influence on constraining neutrino mass and neutrino mass hierarchy.

Acknowledgments

L.X is supported in part by National Natural Science Foundation of China under Grant No. 11275035, Grant No. 11675032 (People's Republic of China), and supported by "the Fundamental Research Funds for the Central Universities" under Grant No. DUT16LK31.

-
- [1] Y. Fukuda et al, Phys. Rev. Lett. 81, 1562 (1998), [arXiv:hep-ex/9807003].
- [2] J. Lesgourgues, S. Pastor, Phys. Rep. 429, 307 (2006), [arXiv:astro-ph/0603494].
- [3] J. Lesgourgues, et al., Cambridge, UK: Cambridge University Press, 2013.
- [4] W. Hu, D. J. Eisenstein, M. Tegmark, Phys. Rev. Lett. 80, 5255(1998).
- [5] R. Jimenez, T. Kitching, C. Pena-Garay, L. Verde, JCAP05, 035(2010).
- [6] Z. Hou, et al., Astrophys. J. 782, 74 (2014).
- [7] Y. Oyama, K. Kohri, M. Hazumi, JCAP02 (2016) 008, arXiv:1510.03806 [astro-ph.CO].
- [8] L. Xu, JCAP08, 059(2016).
- [9] E. J. Copeland, M. Sami, S. Tsujikawa, Int. J. Mod. Phys. D, 2006, 15(11): 1753-1935.
- [10] S. Weinberg, Rev. Mod. Phys. 61, 1 (1989).
- [11] J. Polchinski, arXiv:hep-th/0603249.
- [12] S. Nobbenhuis, Found. Phys. 36, 613 (2006).
- [13] R. R. Caldwell and M. Kamionkowski, Annu. Rev. Nucl. Part. Sci. 59, 397 (2009).
- [14] J. Martin, C.R. Phys. 13, 566 (2012).
- [15] P. A. R. Ade et al. (Planck Collaboration), Astron. Astrophys. 594, A13 (2016).
- [16] S. Hannestad, Phys. Rev. Lett. 95, 221301 (2005).
- [17] X. Zhang, Phys. Rev. D 93, 083011 (2016).
- [18] Q. G. Huang, K. Wang and S. Wang, Eur. Phys. J. C 76, no. 9, 489 (2016) [arXiv:1512.05899].
- [19] S. Wang, Y-F Wang, D-M Xia, and X. Zhang, Phys. Rev. D 94, 083519 (2016)
- [20] L. Xu, Q. G. Huang, arXiv:1611.05178
- [21] M. Chevallier, D. Polarski, Int. J. Mod. Phys. D10, 213 (2001) [arXiv:gr-qc/0009008]
- [22] K.A. Olive et al. (Particle Data Group), Chin. Phys. C 38, 090001 (2014).
- [23] A. Lewis, A. Challinor and A. Lasenby, Astrophys. J. 538, 473 (2000) [astro-ph/9911177].
- [24] A. Lewis, S. Bridle, Phys. Rev. D 66 (2002) 103511 [astro-ph/0205436].
- [25] <http://cosmologist.info/cosmomc>
- [26] https://wiki.cosmos.esa.int/planckpla2015/index.php/CMB_spe
- [27] F. Beutler et al., Mon. Not. Roy. Astron. Soc. 416, 3017 (2011) [arXiv:1106.3366 [astro-ph.CO]].
- [28] A. J. Ross, L. Samushia, C. Howlett, W. J. Percival, A. Burden, and M. Manera, Mon. Not. Roy. Astron. Soc. 449, 835 (2015) [arXiv:1409.3242 [astro-ph.CO]].
- [29] H. Gil-Marn et al., arXiv:1509.06373 [astro-ph.CO].
- [30] M. Betoule, R. Kessler, J. Guy, J. Mosher, D. Hardin, R. Biswas, P. Astier, P. El-Hage, M. Konig, S. Kuhlmann et al., A & A 568, A22 (2014), [arXiv:1401.4064].
- [31] A. G. Riess, L. M. Macri, S. L. Hoffmann, D. Scolnic, S. Casertano, A. V. Filippenko, B. E. Tucker, M. J. Reid, D. O. Jones, J. M. Silverman et al., [arXiv:1604.01424].