

Modular Representation of Layered Neural Networks

Chihiro Watanabe*, Kaoru Hiramatsu, Kunio Kashino

NTT Communication Science Laboratories,

3-1, Morinosato Wakamiya, Atsugi-shi, Kanagawa Pref. 243-0198 Japan

Abstract

Deep neural networks have greatly improved the performance of various applications including image processing, speech recognition, natural language processing, and bioinformatics. However, it is still difficult to discover or interpret knowledge from the inference provided by a deep neural network, since its internal representation has many nonlinear and complex parameters embedded in hierarchical layers. Therefore, it becomes important to establish a new methodology by which deep neural networks can be understood.

In this paper, we propose a new method for extracting a global and simplified structure from a layered neural network. Based on network analysis, the proposed method detects communities or clusters of units with similar connection patterns. We show its effectiveness by applying it to three use cases. (1) Network decomposition: it can decompose a trained neural network into multiple small independent networks thus dividing the problem and reducing the computation time. (2) Training assessment: the appropriateness of a trained result with a given hyperparameter or randomly chosen initial parameters can be evaluated by using a modularity index. And (3) data analysis: in practical data it reveals the community structure in the input, hidden, and output layers, which serves as a clue for discovering knowledge from a trained neural network.

Keywords: layered neural networks, network analysis, community detection

**Email address:* watanabe.chihiro@lab.ntt.co.jp

1 Introduction

Deep neural networks have recently been applied to various tasks [2, 10], including image processing [9, 20], speech recognition [6, 17], natural language processing [3, 18], and bioinformatics [11, 22]. Although they have simple layered structures of units and connections, they outperform other conventional models by their ability to learn complex nonlinear relationships between input and output data. In each layer, inputs are transformed into more abstract representations under a given set of the model parameters. These parameters are automatically optimized through training so that they extract the important features of the input data. In other words, it does not require either careful feature engineering by hand, or expert knowledge of the data. This advantage has made deep neural networks successful in a wide range of tasks, as mentioned above.

However, the inference provided by a deep neural network consists of a large number of nonlinear and complex parameters, which makes it difficult for human beings to understand it. More complex relationships between input and output can be represented as the network becomes deeper or the number of units in each hidden layer increases, however interpretation becomes more difficult. The large number of parameters also causes problems in terms of computational time, memory and over-fitting, so it is important to reduce the parameters appropriately. Since it is difficult to read the underlying structure of a neural network and to identify the parameters that are important to keep, we must perform experimental trials to find the appropriate values of the hyperparameters and the random initial parameters that achieve the best trained result.

In this paper, to overcome such difficulties, we propose a new method for extracting a global and simplified structure from a layered neural network (For example, Figure 5 and 10). Based on network analysis, the proposed method defines a modular representation of the original trained neural network by detecting communities or clusters of units with similar connection patterns. Although the modular neural network proposed by [8, 1] has a similar name, it takes the opposite approach to ours. In fact, it constructs the model structure before training with multiple split neural networks inside it. Then, each small neural network works as an expert of a subset task. Our proposed method is based on the community detection algorithm. To date, various methods have been proposed to express the characteristics of diverse complex networks without layered structures [13, 5, 14, 12, 15], how-

ever, no method has been developed for detecting the community structures of trained layered neural networks.

The difficulty of conventional community detection from a layered neural network arises from the fact that an assumption commonly used in almost all conventional methods does not hold for layered neural networks: to detect the community structure of network, previous approaches assume that there are more intra-community edges that connect vertices inside a community than inter-community edges that connect vertices in mutually different communities. A network with such a characteristic is called assortative. This seems to be a natural assumption, for instance, for a network of relationships between friends. In layered neural networks, however, units in the same layer do not connect to each other and they only connect via units in their parent or child layers. This characteristic is similar to that of a bipartite graph, and such networks are called disassortative. It is not appropriate to apply conventional methods based on the assumption of an assortative network to a layered neural network. A basic community detection method that can be applied to either assortative or disassortative networks has been proposed by Newman et al [15]. In this paper, we propose an extension of this method for extracting modular representations of layered neural networks.

The proposed method can be employed for various purposes. In this paper, we show its effectiveness with the following three applications.

1. **Decomposition of layered neural network into independent networks:** the proposed method decomposes a trained neural network into multiple small independent neural networks. In such a case, the output estimation by the original neural network can be regarded as a set of independent estimations made by the decomposed neural networks. In other words, it divides the problem and reduces the overall computation time. In section 4.1, we show that our method can properly decompose a neural network into multiple independent networks, where the data consist of multiple independent vectors.
2. **Generalization error estimation from community structure:** modularity [13] is defined as a measure of the validity of a community detection result. Section 4.2 reveals that there is a correlation between modularity and the generalization error of a layered neural network. It is shown that the appropriateness of the trained result can be estimated from the community structure of the network.
3. **Knowledge discovery from modular representation:** the modu-

lar representation extracted by the proposed method serves as a clue for understanding the trained result of a layered neural network. It extracts the community structure in the input, hidden, and output layer. In section 4.3, we introduce the result of applying the proposed method to practical data.

The remaining part of this paper is composed as follows: we first describe a layered neural network model in section 2. Then, we explain our proposed method for extracting a modular representation of a neural network in section 3. The experimental results are reported in section 4, which show the effectiveness of the proposed method in the above three applications. In section 5, we discuss the experimental results. Section 6 concludes this paper.

2 Layered neural networks

We start by defining $x \in \mathbb{R}^M$, $y \in \mathbb{R}^N$ and a probability density function $q(x, y)$ on $\mathbb{R}^M \times \mathbb{R}^N$. A training data set $\{(X_i, Y_i)\}_{i=1}^n$ with a sample size n is assumed to be generated independently from $q(x, y)$. Let $f(x, w)$ be a function from $x \in \mathbb{R}^M$, $w \in \mathbb{R}^L$ to \mathbb{R}^N of a layered neural network that estimates an output y from an input x and a parameter w .

For a layered neural network, $w = \{\omega_{ij}^d, \theta_i^d\}$, where ω_{ij}^d is the weight of connection between the i -th unit in the depth d layer and the j -th unit in the depth $d + 1$ layer, and θ_i^d is the bias of the i -th unit in the depth d layer. A layered neural network with D layers is represented by the following function:

$$\begin{aligned} f_i(x, w) &= \sigma\left(\sum_j \omega_{ij}^{D-1} o_j^{D-1} + \theta_i^{D-1}\right), \\ o_i^{D-1} &= \sigma\left(\sum_j \omega_{ij}^{D-2} o_j^{D-2} + \theta_i^{D-2}\right), \\ &\vdots \\ o_i^2 &= \sigma\left(\sum_j \omega_{ij}^1 x_j + \theta_i^1\right), \end{aligned}$$

where a sigmoid function is defined by

$$\sigma(x) = \frac{1}{1 + \exp(-x)}.$$

The training error $E(w)$ and the generalization error $G(w)$ are respectively defined by

$$\begin{aligned} E(w) &= \frac{1}{n} \sum_{i=1}^n \|Y_i - f(X_i, w)\|^2, \\ G(w) &= \int \|y - f(x, w)\|^2 q(x, y) dx dy, \end{aligned}$$

where $\|\cdot\|$ is the Euclidean norm of \mathbb{R}^N .

The generalization error is approximated by

$$G(w) \approx \frac{1}{m} \sum_{j=1}^m \|Y_j' - f(X_j', w)\|^2,$$

where $\{(X_j', Y_j')\}_{j=1}^m$ is a test data set that is independent of the training data set.

To construct a sparse neural network, we adopt the LASSO method [7, 19] in which the minimized function is defined by

$$H(w) = n \left(\frac{1}{2} E(w) + \lambda \sum_{d,i,j} |\omega_{ij}^d| \right),$$

where λ is a hyperparameter.

The parameters are trained by the stochastic steepest descent method,

$$\begin{aligned} \Delta w &= -\eta \nabla H_i(w) \\ &= -\eta \left(\frac{1}{2} \nabla \{ \|Y_i - f(X_i, w)\|^2 \} + \lambda \operatorname{sgn}(w) \right), \end{aligned} \quad (1)$$

where $H_i(w)$ is the training error computed only from the i -th sample (X_i, Y_i) . Here, η is defined for training time t such that

$$\eta(t) \propto \frac{1}{t},$$

which is sufficient for convergence of the stochastic steepest descent. Eq. (1) is numerically calculated by the following procedure, which is called error back propagation [21, 16]: for the D -th layer,

$$\begin{aligned} \delta_j^D &= (o_j^D - y_j) o_j^D (1 - o_j^D), \\ \Delta \omega_{ij}^{D-1} &= -\eta (\delta_j^D o_i^{D-1} + \lambda \operatorname{sgn}(\omega_{ij}^{D-1})), \\ \Delta \theta_j^D &= -\eta \delta_j^D. \end{aligned}$$

For $d = D - 1, D - 2, \dots, 2$,

$$\begin{aligned}\delta_j^d &= \sum_{k=1}^{l_{d+1}} \delta_k^{d+1} \omega_{jk}^d o_j^d (1 - o_j^d), \\ \Delta \omega_{ij}^{d-1} &= -\eta (\delta_j^d o_i^{d-1} + \lambda \operatorname{sgn}(\omega_{ij}^{d-1})), \\ \Delta \theta_j^d &= -\eta \delta_j^d.\end{aligned}$$

Algorithm 1 is used for training a layered neural network based on error back propagation. With this algorithm, we obtain a neural network whose redundant weight parameters are close to zero.

3 Modular representation of layered neural networks

Here we propose a new community detection method, which is applied to any layered neural networks (Figure 1 (A)). The proposed method is an extension of the basic approach proposed by Newman et al [15]. It detects communities of assortative or disassortative networks. The key idea behind our method is that the community assignment of the units in each layer is estimated by using connection with adjacent layers.

As shown in Figure 1 (B), a partial network consisting of the connections between every layer and its adjacent layers is represented in the form of two matrices: $A^d = \{A_{ij}^d\}$ and $B^d = \{B_{ij}^d\}$. The matrix A^d and B^d represent the connections between two layers of depth $d - 1$ and d , and two layers of depth d and $d + 1$, respectively. An element A_{ij}^d is defined as 1 if the absolute value of the connection weight between the i -th unit in the depth $d - 1$ layer and the j -th unit in the depth d layer is larger than ξ , otherwise $A_{ij}^d = 0$, where ξ is called a weight removing hyperparameter. In a similar way, B_{ij}^d is defined from the connection weight between the i -th unit in the depth d layer and j -th unit in the depth $d + 1$ layer. For simplicity, we denote A^d and B^d as A and B , respectively, in the following explanation.

Our method is based on the assumption that units in the same community have a similar probability of connection from/to other units. This assumption is almost the same as that in the previous method [15], except that our method utilizes both incoming and outgoing connections of each community, and it detects communities in individual layers. Therefore, the community detection result is derived in a similar way to the previous method [15], as explained in the rest of this section. As shown on the right in Figure 1 (B),

Algorithm 1 Stochastic steepest descent algorithm of a layered neural network

for $i = 1$ to $a_1 * n$ **do**

Randomly sample k from uniform distribution on $\{1, 2, \dots, n\}$.

$x_j \leftarrow x_j^k,$

$y_j \leftarrow y_j^k,$

where x_j^k and y_j^k is the j -th element of k -th sample.

$\eta = 0.8 \times \frac{a_1 \times n}{a_1 \times n + 5 \times i}.$

(1) Output calculation of all layers: let o_j^d be an output of the j -th unit in the depth d layer.

$o_j^1 \leftarrow x_j.$

for $d = 2$ to D **do**

$o_j^d \leftarrow \sigma(\sum_i \omega_{ij}^{d-1} o_i^{d-1} + \theta_j^d).$

end for

(2) Update weight ω_{ij}^d and bias θ_j^d based on back propagation, where $\epsilon > 0$ is a small constant.

$\delta_j^D \leftarrow (o_j^D - y_j)(o_j^D(1 - o_j^D) + \epsilon).$

$\Delta\omega_{ij}^{D-1} \leftarrow -\eta(\delta_j^D o_i^{D-1} + \lambda \operatorname{sgn}(\omega_{ij}^{D-1})).$

$\Delta\theta_j^D \leftarrow -\eta\delta_j^D.$

for $d = D - 1$ to 2 **do**

$\delta_j^d \leftarrow \sum_k \delta_k^{d+1} \omega_{jk}^d (o_j^d(1 - o_j^d) + \epsilon).$

$\Delta\omega_{ij}^{d-1} \leftarrow -\eta(\delta_j^d o_i^{d-1} + \lambda \operatorname{sgn}(\omega_{ij}^{d-1})).$

$\Delta\theta_j^d \leftarrow -\eta\delta_j^d.$

end for

$\omega_{ij}^d \leftarrow \omega_{ij}^d + \Delta\omega_{ij}^d.$

$\theta_j^d \leftarrow \theta_j^d + \Delta\theta_j^d.$

end for

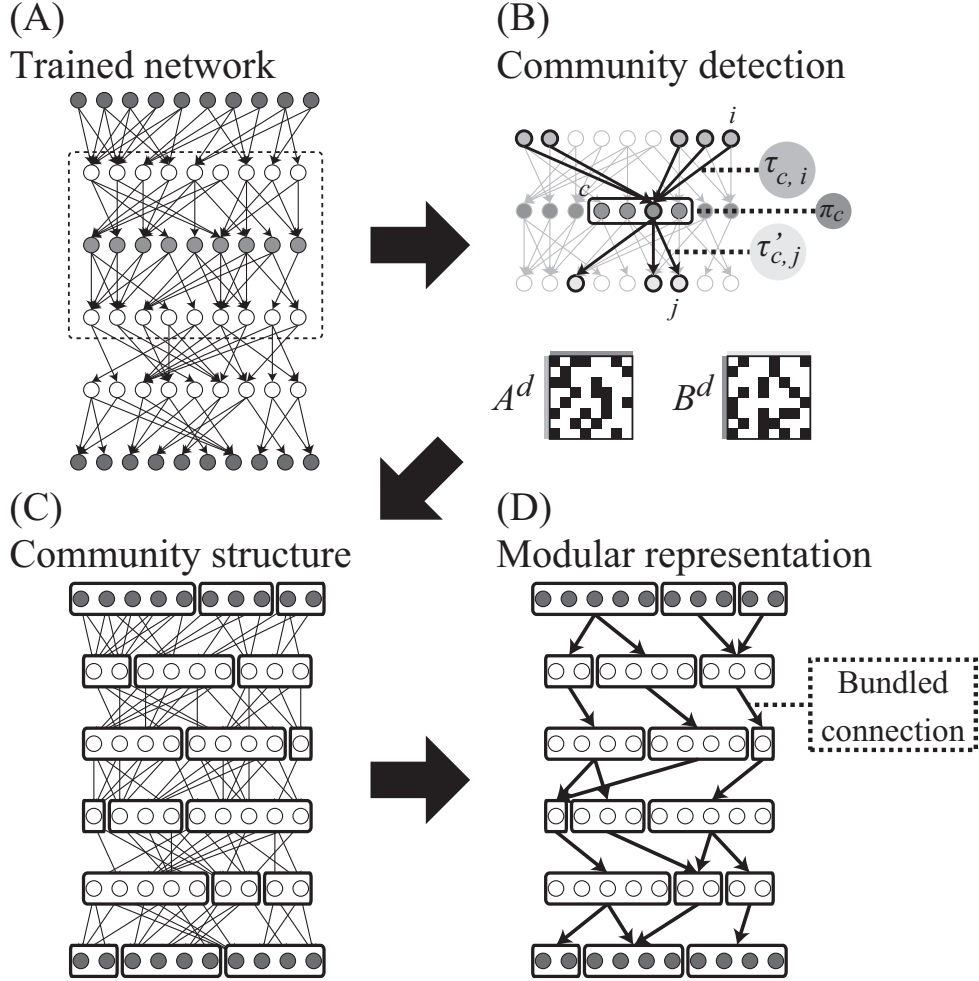


Figure 1. Proposed method. (A) Trained network: a layered neural network is trained by the stochastic steepest descent method. (B) Community detection: the connections between every layer and its adjacent layers are represented by partial network matrices A^d and B^d . communities in each layer are extracted by using network analysis. (C) Community structure: the community assignments of all units are determined from the estimated parameters in (B). (D) Modular representation: bundled connections are defined that summarize multiple connections between pairs of communities.

the statistical model for community detection has three kinds of parameters. The first parameter $\pi = \{\pi_c\}$ represents the prior probability of a unit in the depth d layer that belongs to the community c . The conditional probability of connections for a given community c is represented by the second and third parameters $\tau = \{\tau_{c,i}\}$ and $\tau' = \{\tau'_{c,j}\}$, where $\tau_{c,i}$ represents the probability that a connection to a unit in the community c is attached from the i -th unit in the depth $d - 1$ layer. Similarly, $\tau'_{c,j}$ represents the probability that a connection from a unit in the community c is attached to the j -th unit in the depth $d + 1$ layer. These parameters are normalized so that they satisfy the following condition:

$$\sum_c \pi_c = 1. \quad \sum_i \tau_{c,i} = 1. \quad \sum_j \tau'_{c,j} = 1. \quad (2)$$

Our purpose is to find the parameters π , τ , τ' that maximize the likelihood of given matrices A , B . To solve this problem, we introduce the community assignment $g = \{g_k\}$, where g_k is the community of the k -th unit in the depth d layer. The parameters are optimized so that they maximize the likelihood of A , B and g :

$$\Pr(A, B, g | \pi, \tau, \tau') = \Pr(A, B | g, \pi, \tau, \tau') \Pr(g | \pi, \tau, \tau'),$$

where

$$\begin{aligned} \Pr(A, B | g, \pi, \tau, \tau') &= \prod_k \left\{ \prod_i (\tau_{g_k, i})^{A_{i, k}} \right\} \left\{ \prod_j (\tau'_{g_k, j})^{B_{k, j}} \right\}, \\ \Pr(g | \pi, \tau, \tau') &= \prod_k \pi_{g_k}. \end{aligned}$$

Then, the log likelihood of A , B and g is given by

$$\begin{aligned} \mathcal{L} &= \ln \Pr(A, B, g | \pi, \tau, \tau') \\ &= \sum_k \left\{ \ln \pi_{g_k} + \sum_i A_{i, k} \ln \tau_{g_k, i} + \sum_j B_{k, j} \ln \tau'_{g_k, j} \right\}. \end{aligned}$$

Here, the community assignment g is a latent variable and is unknown in advance, so we cannot directly calculate the above \mathcal{L} . Therefore, we calculate

the expected log likelihood $\bar{\mathcal{L}}$ over g instead.

$$\begin{aligned}\bar{\mathcal{L}} &= \sum_{g_1} \cdots \sum_{g_l} \Pr(g|A, B, \pi, \tau, \tau') \sum_k \left\{ \ln \pi_{g_k} + \sum_i A_{i,k} \ln \tau_{g_k,i} + \sum_j B_{k,j} \ln \tau'_{g_k,j} \right\} \\ &= \sum_{k,c} \Pr(g_k = c|A, B, \pi, \tau, \tau') \left\{ \ln \pi_c + \sum_i A_{i,k} \ln \tau_{c,i} + \sum_j B_{k,j} \ln \tau'_{c,j} \right\},\end{aligned}$$

where l is the number of units in the depth d layer. By defining

$$q_{k,c} = \Pr(g_k = c|A, B, \pi, \tau, \tau') = \frac{\Pr(A, B, g_k = c|\pi, \tau, \tau')}{\Pr(A, B|\pi, \tau, \tau')}, \quad (3)$$

the above equation can be rewritten as follows:

$$\bar{\mathcal{L}} = \sum_{k,c} q_{k,c} \left\{ \ln \pi_c + \sum_i A_{i,k} \ln \tau_{c,i} + \sum_j B_{k,j} \ln \tau'_{c,j} \right\}. \quad (4)$$

The parameter $q_{k,c}$ represents the probability that the k -th unit is assigned to the community c . In other words, the community detection result is given by the estimated $\{q_{k,c}\}$. The optimal parameters for maximizing $\bar{\mathcal{L}}$ of Eq. (4) are found with the EM algorithm. The parameters π , τ , τ' with given $\{q_{k,c}\}$ are recursively optimized.

Theorem 3.1. *If $\{q_{k,c}\}$, $\{\pi_c\}$, $\{\tau_{c,i}\}$, $\{\tau'_{c,j}\}$ maximizes $\bar{\mathcal{L}}$, then they satisfy*

$$(\forall k, c,) q_{k,c} = \frac{\pi_c \left[\prod_i \tau_{c,i}^{A_{i,k}} \right] \left[\prod_j \tau'_{c,j}^{B_{k,j}} \right]}{\sum_s \pi_s \left[\prod_i \tau_{s,i}^{A_{i,k}} \right] \left[\prod_j \tau'_{s,j}^{B_{k,j}} \right]}, \quad (5)$$

and

$$\begin{aligned}(\forall c,) \quad \pi_c &= \frac{\sum_k q_{k,c}}{n}, \\ (\forall c, i,) \quad \tau_{c,i} &= \frac{\sum_k q_{k,c} A_{i,k}}{\sum_{k,i} q_{k,c} A_{i,k}}, \\ (\forall c, j,) \quad \tau'_{c,j} &= \frac{\sum_k q_{k,c} B_{k,j}}{\sum_{k,j} q_{k,c} B_{k,j}}.\end{aligned} \quad (6)$$

Proof. The denominator and numerator in the last term of Eq. (3) are given by

$$\begin{aligned}
\Pr(A, B, g_k = c | \pi, \tau, \tau') &= \sum_{g_1} \cdots \sum_{g_l} \delta_{g_k, c} \Pr(A, B, g | \pi, \tau, \tau') \\
&= \sum_{g_1} \cdots \sum_{g_l} \delta_{g_k, c} \prod_l \left\{ \pi_{g_l} \left[\prod_i \tau_{g_l, i}^{A_{i, l}} \right] \left[\prod_j \tau'_{g_l, j}^{B_{l, j}} \right] \right\} \\
&= \left\{ \pi_c \left[\prod_i \tau_{c, i}^{A_{i, k}} \right] \left[\prod_j \tau'_{c, j}^{B_{k, j}} \right] \right\} \left\{ \prod_{l \neq k} \sum_s \pi_s \left[\prod_i \tau_{s, i}^{A_{i, l}} \right] \left[\prod_j \tau'_{s, j}^{B_{l, j}} \right] \right\},
\end{aligned}$$

and

$$\begin{aligned}
\Pr(A, B | \pi, \tau, \tau') &= \sum_{g_1} \cdots \sum_{g_l} \Pr(A, B, g | \pi, \tau, \tau') \\
&= \prod_k \sum_s \pi_s \left[\prod_i \tau_{s, i}^{A_{i, k}} \right] \left[\prod_j \tau'_{s, j}^{B_{k, j}} \right],
\end{aligned}$$

where $\delta_{i, j}$ is the Kronecker delta. Therefore, $q_{k, c}$ is given by Eq. (5).

The problem is to maximize $\bar{\mathcal{L}}$ of Eq. (4) with a given $\{q_{k, c}\}$ under the condition of Eq. (2). This is solved with the Lagrangian undetermined multiplier method, which employs

$$f = \bar{\mathcal{L}} - \alpha \sum_c \pi_c - \sum_c \beta_c \sum_i \tau_{c, i} - \sum_c \gamma_c \sum_j \tau'_{c, j},$$

and

$$(\forall c, i, j,) \frac{\partial f}{\partial \pi_c} = \frac{\partial f}{\partial \tau_{c, i}} = \frac{\partial f}{\partial \tau'_{c, j}} = 0. \quad (7)$$

From Eq. (7), the following equations are derived:

$$(\forall c, i, j,) \frac{\partial \bar{\mathcal{L}}}{\partial \pi_c} = \alpha, \quad \frac{\partial \bar{\mathcal{L}}}{\partial \tau_{c, i}} = \beta_c, \quad \frac{\partial \bar{\mathcal{L}}}{\partial \tau'_{c, j}} = \gamma_c. \quad (8)$$

Using Eq. (4) and Eq. (8), we obtain

$$(\forall c, i, j,) \pi_c = \frac{1}{\alpha} \sum_k q_{k, c}, \quad \tau_{c, i} = \frac{1}{\beta_c} \sum_k q_{k, c} A_{i, k}, \quad \tau'_{c, j} = \frac{1}{\gamma_c} \sum_k q_{k, c} B_{k, j}. \quad (9)$$

From Eq. (9) and the condition of Eq. (2), Lagrange's undetermined multipliers α , $\{\beta_c\}$, $\{\gamma_c\}$ are determined, and Eq. (9) is rewritten as Eq. (6). \square

From the above theorem, the optimal parameters π, τ, τ' and the probability of community assignment q for the optimized parameters are recursively estimated based on Eq. (5) and (6). In this paper, the community assigned to the k -th unit is determined by the c that maximizes $q_{k,c}$ (Figure 1 (C)).

Finally, we use the following methods to determine a modular representation of a layered neural network that summarizes multiple connections between the pairs of communities (Figure 1 (D)).

Four Algorithms for Determining Bundled Connections:

- Method 1: Community a and b have a bundled connection iff there exists at least one connection between the pairs of units $\{i, j\}$, $i \in a, j \in b$.
- Method 2: Let the number of units in communities a and b be l_a and l_b , respectively, and let the number of connections between the pairs of units $\{i, j\}$, $i \in a, j \in b$ be $l_{a,b}$. Communities a and b have a bundled connection iff $r_{a,b} \equiv \frac{l_{a,b}}{l_a l_b} \geq \zeta$ holds, where ζ is a threshold.
- Method 3: Among the bundled connections defined by Method 2, only those that satisfy the following (1) OR (2) are kept and the others are removed. (1) for any community a' in the same layer as community a , $r_{a,b} \geq r_{a',b}$. (2) for any community b' in the same layer as community b , $r_{a,b} \geq r_{a,b'}$.
- Method 4: Among the bundled connections defined by Method 2, only those that satisfy the above (1) AND (2) are kept and the others are removed.

By these procedures, we obtain the modular representation of a layered neural network.

4 Experiments

In this section, we show three applications of the proposed method: (1) the decomposition of a layered neural network into independent networks, (2) generalization error estimation from a community structure, and (3) knowledge discovery from a modular representation. Here we verify the effectiveness of the proposed method in the above three applications.

The following processing was performed in all the experiments:

- (1) The input data were normalized so that the minimum and maximum values were x_{\min} and x_{\max} , respectively.
- (2) The output data were normalized so that the minimum and maximum values were 0.01 and 0.99, respectively.
- (3) The initial parameters were independently generated as follows: $\omega_{ij}^d \stackrel{\text{i.i.d.}}{\sim} \mathcal{N}(0, 0.5)$. $\theta_j^d \stackrel{\text{i.i.d.}}{\sim} \mathcal{N}(0, 0.5)$.
- (4) The connection matrix $A_{ij}^d = 0.99$ if the absolute value of the connection weight between the i -th unit in the depth $d - 1$ layer and the j -th unit in the depth d layer is larger than a threshold ξ , otherwise $A_{ij}^d = 0.01$. Note that 0.99 and 0.01 are used instead of 1 and 0 for stable computation. Similarly, B_{ij}^d is defined from the connection weight between the i -th unit in the depth d layer and the j -th unit in the depth $d + 1$ layer. All units were removed that had no connections to other units.
- (5) For each layer in a trained neural network, 10 community detection trials were performed. We defined the community detection result as one that achieved the largest expected log likelihood in the last of 200 iterations of the EM algorithm.
- (6) In each community detection trial, the initial values of the parameters π , τ , τ' were independently generated from a uniform distribution on $(0, 1)$, and then normalized so that Eq. 2 held.
- (7) In visualization of modular representation, all communities with no output bundled connections from them were regarded as unnecessary communities. In the output layer, the communities with no input bundled connections were regarded in the same way as above. The bundled connections with such unnecessary communities were also removed. These unnecessary communities and bundled connections were detected from depth D to 1, since the unnecessary communities in the shallower layers depend on the removal of unnecessary bundled connections in the deeper layers.

4.1 Decomposition of independent layered neural networks

We show that the proposed method can properly decompose a neural network into a set of small independent neural networks, where the data set consists of multiple independent dimensions. For validation, we made synthetic data of three independent parts, merged them, and applied the proposed method to decompose them into the three independent parts.

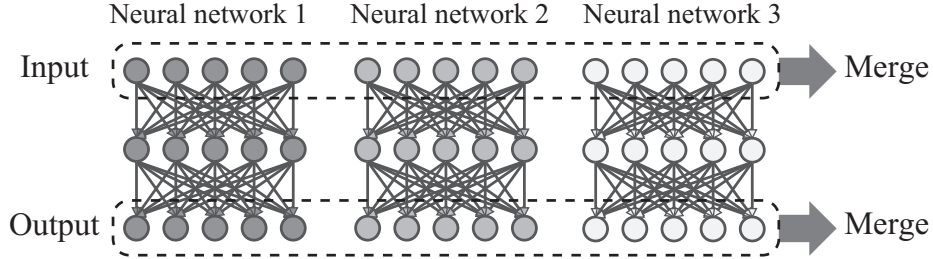


Figure 2. Method for generating synthetic data. First, three vectors of input data were independently generated. Then, each input vector was connected to a different layered neural network with independent weights and biases. Independent noises were added to the resulting three output vectors, to generate the output data. These three sets of input and output data were merged into one.

4.1.1 Generation method of synthetic data

The method we used to generate the synthetic data is shown in Figure 2. In the following, we explain the experimental settings in detail.

First, three sets of input data were independently generated. All the sets contained input data with five dimensions, and their values followed: $x_j^n \stackrel{\text{i.i.d.}}{\sim} \mathcal{N}(0, 3)$. Then, three neural networks were defined, each of which has independent weights and biases. In each neural network, all the layers consisted of five units, and the number of hidden layers was set at one. The sets of weights and biases for the first, second and third neural networks are denoted as $\{\omega, \theta\}$, $\{\omega', \theta'\}$, and $\{\omega'', \theta''\}$, respectively. These parameters were randomly generated as follows:

$$\begin{aligned} \omega_{i,j}^d, \omega'_{i,j}^d, \omega''_{i,j}^d &\stackrel{\text{i.i.d.}}{\sim} \mathcal{N}(0, 2), \\ \theta_j^d, \theta'_j, \theta''_j &\stackrel{\text{i.i.d.}}{\sim} \mathcal{N}(0, 0.5). \end{aligned}$$

For the weights ω , ω' and ω'' , the connections with smaller absolute values than one were replaced by 0.

Finally, three sets of output data were generated by using the above input data and neural networks by adding independent noise following $\mathcal{N}(0, 0.05)$. The three generated sets of input and output data were merged into one set of data, as shown in Figure 2.

4.1.2 Neural network training and modular representation extraction

We trained another neural network with 15 dimensions for input, hidden and output layer using the merged data. Then, a modular representation of

the trained neural network was made with the proposed method. The results of the trained neural network, its community structure, and its modular representation are shown in Figures 3, 4, and 5, respectively. The numbers above the input layer and below the output layer are the indices of the three sets of data. These results showed that the proposed method could decompose the trained neural network into three independent networks.

4.2 Generalization error estimation from community structure

In general, a trained result of a layered neural network is affected by different hyperparameters and initial parameter values. Here, we show that the appropriateness of a trained result can be estimated from the extracted community structure by checking the correlation between the generalization error and the modularity [13].

The modularity is defined as a measure of the validity of the community detection result, and it becomes higher with more intra-community connections and fewer inter-community connections. Let the number of communities in the network be C , and $\bar{A} = \{\bar{A}_{ij}\}$ be a $C \times C$ matrix whose element \bar{A}_{ij} is the number of connections between communities i and j , divided by the total number of connections in the network. The modularity Q of the network is defined by

$$Q = \sum_i \left(\bar{A}_{ii} - \left\{ \sum_j \bar{A}_{ij} \right\}^2 \right).$$

This is a measure for verifying the community structure of assortative networks, so it cannot be applied directly to layered neural networks. In this paper, we define a modified adjacency matrix based on the original adjacency matrix of a layered neural network, and use it for measuring modularity. In the modified adjacency matrix, an element indexed by row i and column j represents the number of common units that connect with both the i -th and j -th units (Figure 6). We set the diagonal elements of modified adjacency matrix at 0, resulting that there are no self-loops.

If the data consist of multiple independent sets of dimensions like the synthetic data used in the experiment in section 4.1, the generalization error is expected to be smaller when the weights of the connections between independent sets of input and output are trained to be smaller. Therefore, a higher modularity indicates a smaller generalization error.

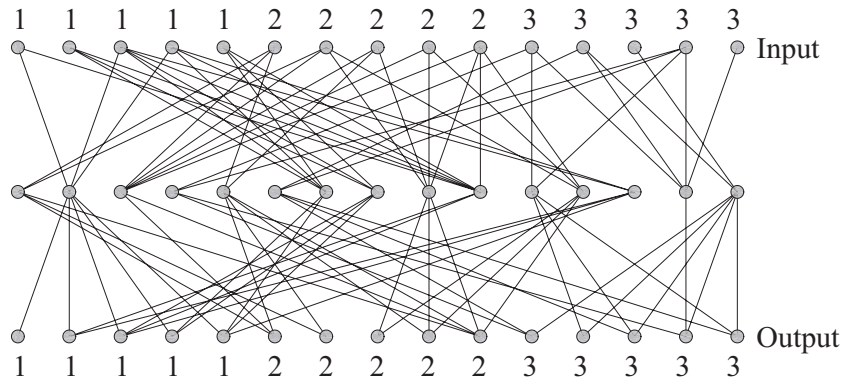


Figure 3. Neural network trained using the synthetic data. The numbers above the input layer and below the output layer are the indices of the three data sets.

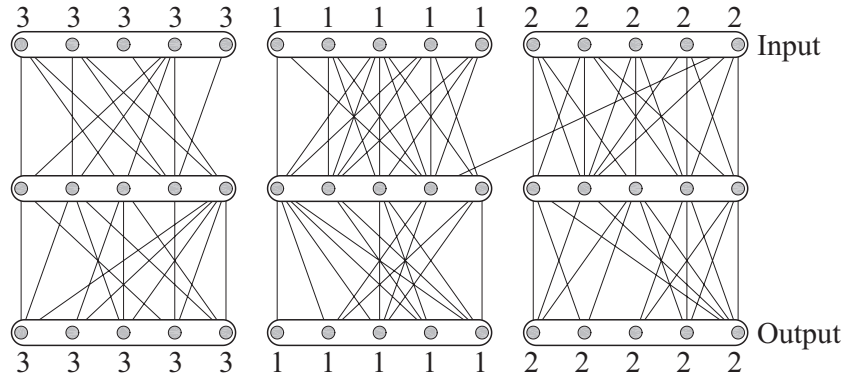


Figure 4. Result of community detection with proposed method.

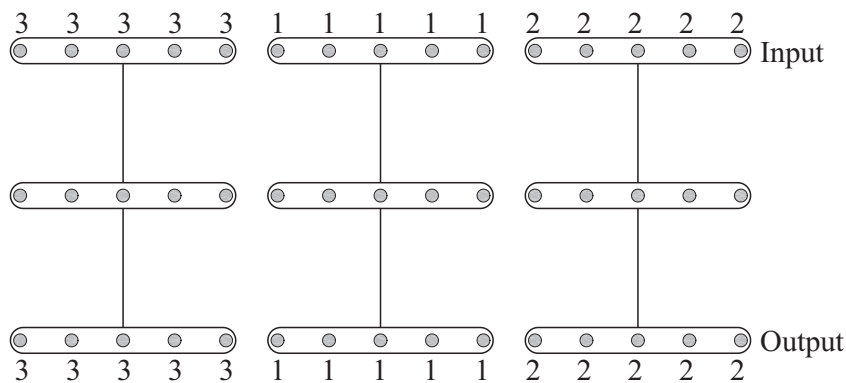


Figure 5. Extracted modular representation of trained neural network. These results showed that our method could decompose the trained neural network into three independent networks.

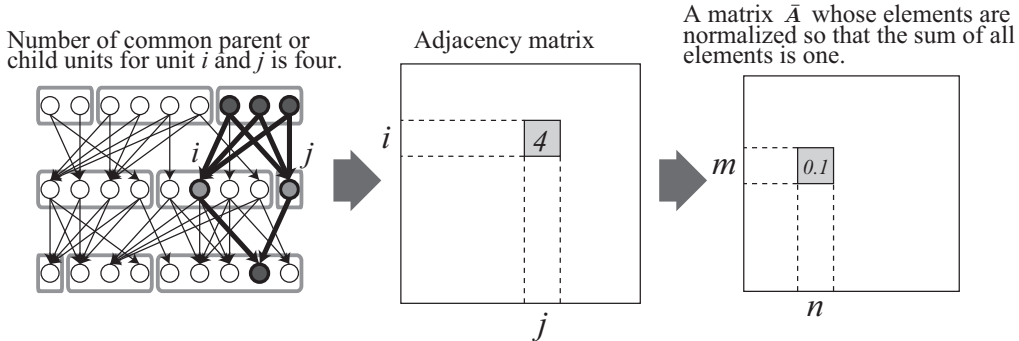


Figure 6. Left and center: method for defining the modified adjacency matrix of a layered neural network for calculating modularity. Right: A matrix \bar{A} whose elements indicate the fraction of the connection weights between two communities in the network.

In the experiment, we iterated the neural network training and community detection from the trained network 300 times using the same data as in the experiment described in section 4.1. The generalization error and modularity results for nine pairs of hyperparameters $\{\lambda, \xi\}$ are shown in Figure 7, where λ is the LASSO hyperparameter and ξ is the weight removing hyperparameter. For the smaller λ and ξ , the overall modularities were lower, which indicates that there were more connections between mutually independent neural networks. It was experimentally shown for some hyperparameters that better trained results were obtained (with smaller generalization errors) when the trained neural networks had clearer community divisions (with higher modularity). Table 1 shows the correlations for given $\{\lambda, \xi\}$.

4.3 Knowledge discovery from modular representation

In order to show that the modular representation extracts the global structure of a trained neural network, we applied the proposed method to a neural network trained with practical data. We used data that represent the characteristics of each municipality in Japan [4]. The characteristics shown in Table 2 were used as the input and output data, and the data of municipalities that had any missing value were removed. There were 1905 training data. Before the neural network was trained, all the dimensions for all sets of data were converted through the function of $\log(1 + x)$, because the original data are highly biased. The results are shown in Figure 8.

The trained neural network and the modular representation using the above data are shown in Figures 9 and 10, respectively. Figure 10 shows,

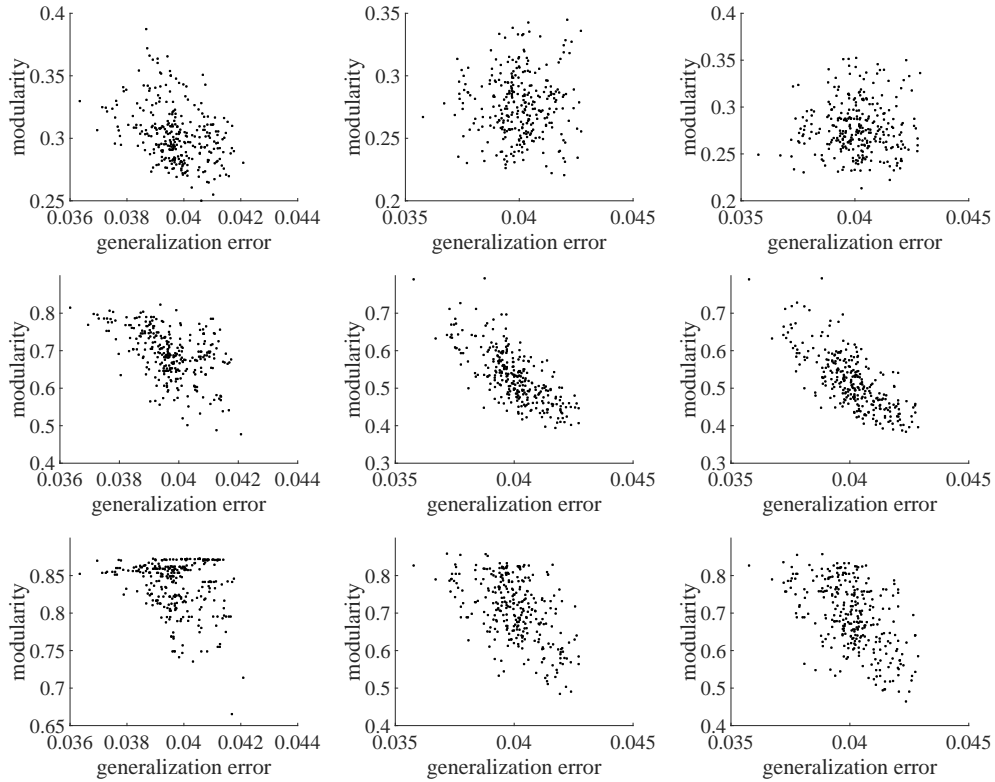


Figure 7. Relationship between generalization error and modularity. Community detection was performed with layered neural networks trained by multiple independent sets of data. The LASSO hyperparameter λ is 0.00001 (left), 0.000001 (center) 0.0000001 (right). The weight removing hyperparameter ξ is 0.1 (top), 0.3 (center) 0.6 (bottom). Better trained results were obtained (with smaller generalization errors) when the trained neural networks had clearer community divisions (with high modularity) in $\xi \geq 0.3$.

		λ		
		0.00001	0.000001	0.0000001
ξ	0.1	-0.37	0.021	0.018
	0.3	-0.49	-0.73	-0.75
	0.6	-0.25	-0.52	-0.53

Table 1. The correlation R for the generalization errors and the modularities.

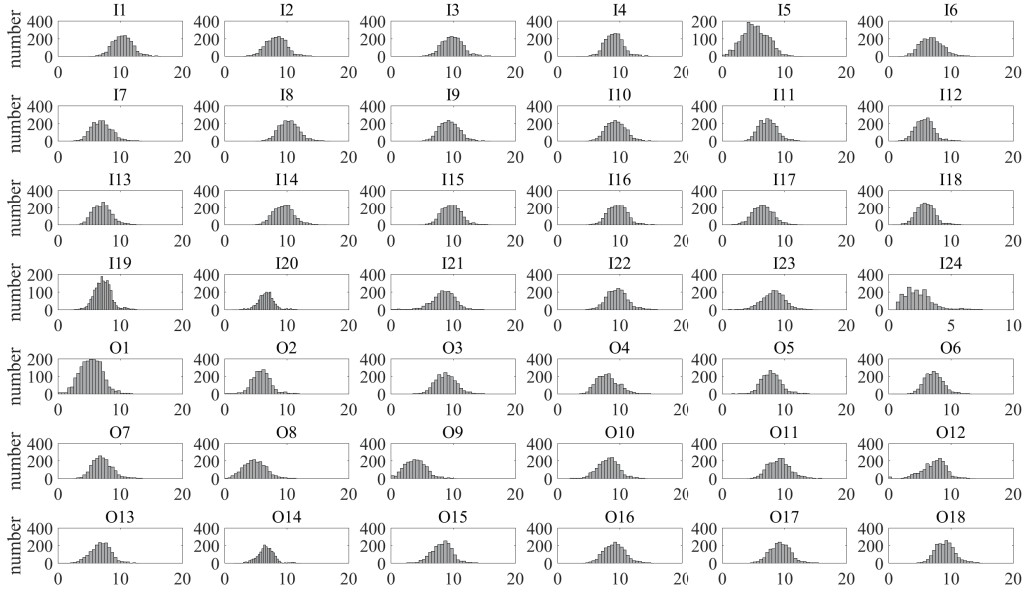


Figure 8. Histogram of each dimension of data that contain the characteristics of each municipality in Japan. The data were converted through the function of $\log(1 + x)$. The notations are shown in Table 2.

for example, that the number of births, marriages, divorces, and people who engage in tertiary industry work (A1) were inferred from the population aged 65 and older, the number of out-migrants, establishments, employees with employment and so on (A4). From the extracted modular representation, we found not only the grouping of the input and output units, but also the relational structure between the communities of the input, output and hidden layers. For instance, the third community from the right in the depth 2 layer (B4) and the second community from the right in the depth 3 layer (B3) only connected to partial input and output units: they were used only for inferring the number of primary industrial employees and employed workers in their municipalities (B1, B2), from the total population, the population under 15 years of age, the population of transference, and the numbers of family workers and executives (B5, B6).

5 Discussion

In this section, we discuss the proposed algorithm from three viewpoints, the community detection method, the validation of the extracted result, and

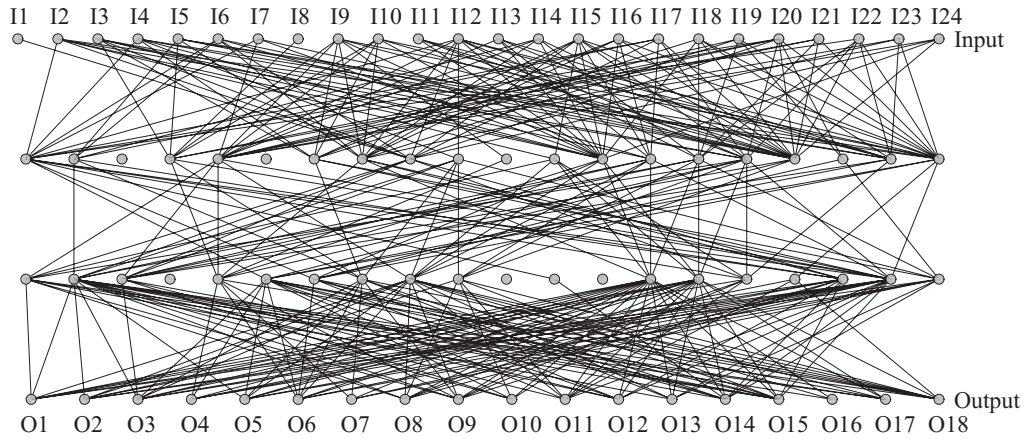


Figure 9. Trained neural network for practical data. The input and output data notations are shown in Table 2.

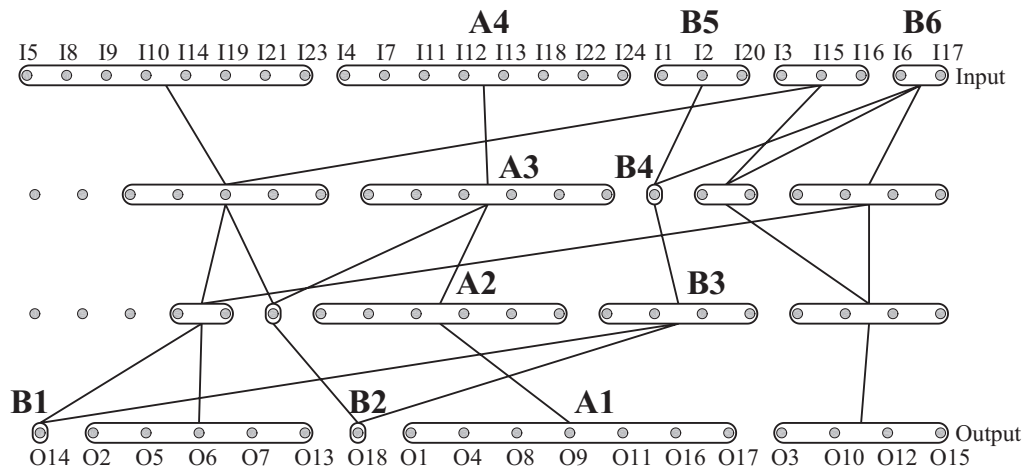


Figure 10. Extracted modular representation of trained neural network. This figure shows, for example, that the number of births, marriages, and divorces, or of people who engage in tertiary industry work (A1) were inferred from the population aged 65 and older, the numbers of out-migrants, establishments, employees with employment and so on (A4).

the scalability of our method.

Firstly, to extract a modular representation from a trained neural network, we employed a basic iterative community detection method for each layer. It is possible to modify this method, for example, by using the weights of connections or the connections in further layers. Utilizing the output of each unit might also improve preciseness of the community detection result. The optimization of community detection methods and hyperparameters according to the task is future work.

Secondly, knowledge discovered from a modular representation depends on both the data and the analyst who utilizes the proposed method. There are both sensitive and robust communities which do and do not depend on them. Therefore, it becomes important to separate the essential results from fluctuations. We anticipate that our method will form the basic analytic procedure of such a study.

And lastly, in this paper, we experimentally evaluated the relationship between modularity and generalization error. It is well known that a community detection technique can be employed for large size networks. The analysis of larger datasets with higher dimensions would provide further information on layered neural networks. For such large datasets, it would also be important to evaluate the effectiveness of parallel computation, using the independent neural networks extracted with our proposed method.

6 Conclusion

Deep neural networks have achieved a significant improvement in terms of classification or regression accuracy over a wide range of applications by their ability to capture the complex hidden structure between input and output data. However, the discovery or interpretation of knowledge using deep neural networks has been difficult, since its internal representation consists of many nonlinear and complex parameters.

In this paper, we proposed a new method for extracting a modular representation of a trained layered neural network. The proposed method detects communities of units with similar connection patterns, and determines the relational structure between such communities. We demonstrated the effectiveness of the proposed method experimentally in three applications. (1) It can decompose a layered neural network into a set of small independent networks, which divides the problem and reduces the computation time. (2) The trained result can be estimated by using a modularity index, which measures

the validity of a community detection result. And (3) providing the global relational structure of the network would be a clue to discover knowledge from a trained neural network.

Appendix

Table 2 shows the notations of the data [4] used in the experiment described in section 4.3. The experimental settings of the parameters are shown in Table 3.

Acknowledgements

We would like to thank Akisato Kimura for his helpful comments on this paper.

References

- [1] Azam, F. Biologically inspired modular neural networks, Tech. rep. (2000).
- [2] Bengio, Y., Courville, A., and Vincent, P. Representation learning: A review and new perspectives, *IEEE Transactions on Pattern Analysis and Machine Intelligence* 35 (2013) 1798–1828.
- [3] Collobert, R., Weston, J., Bottou, L., Karlen, M., Kavukcuoglu, K., and Kuksa, P. Natural language processing (almost) from scratch, *Journal of Machine Learning Research* 12 (2011) 2493–2537.
- [4] e-Stat, http://www.e-stat.go.jp/SG1/estat/GL08020103.do?_toGL08020103_&tclassID=000001073038&cycleCode=0&requestSender=search.
- [5] Estrada, E., and Velázquez, J. Spectral measures of bipartivity in complex networks, *Physical Review E* 72 (2005) .
- [6] Hinton, G., Deng, L., Yu, D., Dahl, G., Mohamed, A., Jaitly, N., Senior, A., Vanhoucke, V., Nguyen, P., Sainath, T., and Kingsbury, B. Deep neural networks for acoustic modeling in speech recognition, *IEEE Signal Processing Magazine* 29 (2012) 82–97.

- [7] Ishikawa, M. A structural connectionist learning algorithm with forgetting, *Journal of Japanese Society for Artificial Intelligence* 5 (1990) 595–603.
- [8] Jacobs, R., Jordan, M., Nowlan, S., and Hinton, G. Regression shrinkage and selection via the lasso, *Neural Computation* 3 (1) (1991) 79–87.
- [9] Krizhevsky, A., Sutskever, I., and Hinton, G. Imagenet classification with deep convolutional neural networks, in: *Advances in Neural Information Processing Systems*, 2012, pp. 1097–1105.
- [10] LeCun, Y., Bengio, Y., and Hinton, G. Deep learning, *Nature* 521 (2015) 436–444.
- [11] Leung, M., Xiong, H., and Lee, L. Deep learning of the tissue-regulated splicing code, *Bioinformatics* 30 (2014) i121–i129.
- [12] Meunier, D., and Paugam-Moisy, H. Cluster detection algorithm in neural networks, in: *European Symposium on Artificial Neural Networks*, 2006, pp. 19–24.
- [13] Newman, M., and Girvan, M. Finding and evaluating community structure in networks, *Physical Review E* 69 (2004) .
- [14] Newman, M. Modularity and community structure in networks, *Proceedings of the National Academy of Sciences* 103 (23) (2006) 8577–8582.
- [15] Newman, M., and Leicht, E. Mixture models and exploratory analysis in networks, *Proceedings of the National Academy of Sciences* 104 (23) (2006) 9564–9569.
- [16] Rumelhart, D., Hinton, G., and Williams, R. Learning representations by back-propagating errors, *Nature* 323 (1986) 533–536.
- [17] Sainath, T., Mohamed, A., Kingsbury, B., and Ramabhadran, B. Deep convolutional neural networks for LVCSR, in: *Acoustics, Speech and Signal Processing*, 2013, pp. 8614–8618.
- [18] Sutskever, I., Vinyals, O., and Le, Q. Sequence to sequence learning with neural networks, in: *Advances in Neural Information Processing Systems*, 2014, pp. 3104–3112.

- [19] Tibshirani, R. Regression shrinkage and selection via the lasso, *Journal of the Royal Statistical Society, Series B* 58 (1) (1996) 267–288.
- [20] Tompson, J. J., Jain, A., LeCun, Y., and Bregler, C. Joint training of a convolutional network and a graphical model for human pose estimation, in: *Advances in Neural Information Processing Systems*, 2014, pp. 1799–1807.
- [21] Werbos, P. Beyond regression : new tools for prediction and analysis in the behavioral sciences, Ph.D. thesis, Harvard University (1974).
- [22] Xiong, H., Alipanahi, B., Lee, L., Bretschneider, H., Merico, D., Yuen, R., Hua, Y., Gueroussov, S., Najafabadi, H., Hughes, T., Morris, Q., Barash, Y., Krainer, A., Jovic, N., Scherer, S., Blencowe, B., and Frey, B. The human splicing code reveals new insights into the genetic determinants of disease, *Science* 347 (2015) .

Table 2. Notations of the data.

name	meaning	name	meaning
I1	total population	I22	number of employed people by business location
I2	population under 15 years of age	I23	number of commuters from other municipalities
I3	population between 15 and 64 years of age	I24	number of post offices
I4	population aged 65 and older	O1	number of births
I5	foreign population	O2	number of deaths
I6	population of transference	O3	number of nuclear family households
I7	number of out-migrants	O4	number of single households
I8	daytime population	O5	number of nuclear family households with members aged 65 and older
I9	number of households	O6	number of elderly couple households
I10	number of general households	O7	number of elderly single households
I11	number of establishments	O8	number of marriages
I12	number of secondary industry establishments	O9	number of divorces
I13	number of tertiary industry establishments	O10	number of secondary industry workers
I14	number of workers	O11	number of tertiary industry workers
I15	labor force population	O12	number of employees in manufacturing industry
I16	number of employed people	O13	number of unemployed people
I17	number of executives	O14	number of primary industry employees
I18	number of employees with employment	O15	number of secondary industry employees
I19	number of employees without employment	O16	number of tertiary industry employees
I20	number of family workers	O17	number of employees
I21	number of commuters to other municipalities	O18	number of employed workers in their municipalities

Table 3. The experimental settings of the parameters.

name	meaning	Exp.1	Exp.2	Exp.3
a_1	mean iteration number of neural network training per set of data	2000		
n	number of training data sets	1000	500	1905
m	number of test data sets	0	500	0
$\{l_d\}$	number of units in depth d layer	{15, 15, 15}		{24, 20, 20, 18}
D	number of layers including input, hidden, and output layers	3		4
λ	hyperparameter of LASSO	0.000001	*	0.0000025
ϵ	hyperparameter for convergence of neural network	0.001		
ξ	weight removing hyperparameter	0.3	*	0.2
C	number of communities per layer	3		5
Method	method for defining bundled connections	2		3
ζ	threshold for defining bundled connections	0.3		
x_{\min}	minimum value of normalized input data	-3		-1
x_{\max}	maximum value of normalized input data	3		1

*: The nine parameters shown in the caption of Figure 7 are used.