

The Isostatic Conjecture ^{*}

Robert Connelly, Evan Solomonides, and Maria Yampolskaya

July 5, 2017

Department of Mathematics
 Cornell University
 Ithaca, NY 14853
 mailto: connelly@math.cornell.edu

Abstract

We show that a jammed packing of disks with generic radii, in a generic container, is such that the minimal number of contacts occurs and there is only one dimension of equilibrium stresses. We also point out some connections to packings with different radii and results in the theory of circle packings whose graph forms a triangulation of a given topological surface.

Keywords: packings, square torus, density, granular materials, stress distribution, Koebe, Andreev, Thurston.

1 Introduction

Granular material, made of small rocks or grains of sand, is often modeled as a packing of circular disks in the plane or round spheres in space, and there is a lot of interest in the distribution of the stresses in that material. See, for example, [19, 27, 20, 18]. One property that has come up in this context is that, when a packing is jammed in some sort of container, there is necessarily an internal self-stress that appears. It seems to be taken as a matter of (empirical) fact that when the radii of the circles (or spheres) are chosen generically, there is only one such self stress, up to scaling. One says that the structure is *isostatic*. This statement seems to be borne out in many computer simulations, since it is essentially a geometric property of the jammed configuration of circular disks. See, for example, the work of J-N Roux [30], Atkinson et. al. [4, 3], and [9]. Here, we refer to this (mathematical) statement as the *isostatic conjecture*. Note that the radii are chosen generically and not the coordinates of the configuration of the centers of the disks. There is a wide literature on the rigidity of frameworks, when the configuration is generic, for example from the basic results in the plane starting with Laman [25], and more generally as described in Asimow and Roth [1, 2]. But if the graph of the packing has any cycle of even length, the corresponding edge lengths between the vertex centers will not be generic (The sum of the lengths of half of the edges will be the same as the sum of the lengths of the other half of the edges.), and the configuration will not be generic.

There are many different instances when the isostatic conjecture could be posed. For example, one could enclose a collection of disks with fixed radii inside a polygon and squeeze the shape of the polygon until the packing inside is jammed. It can happen that there is an occasional disk that is not fixed to the others, which we call a *rattler*, and in that case we ignore it, since it does not

^{*}This work was partially supported by the National Science Foundation Grant DMS-1564493.

contribute to the self stress lying in the packing. Another example, and one that we will investigate for our study, is when a packing is periodic with a given lattice determining its overall symmetry. We then increase the radii uniformly, keeping a fixed ratio between every pair of radii, maintaining the genericity.

Another interesting aspect of the ideas here is that we connect some of the principles of the rigidity theory of jammed packings as in the work of Will Dickinson et al. [11], Oleg Musin and Anton Nikitenko [28], [12], and [11], with another theory of analytic circle packings as in the book of Kenneth Stephenson [31]. There are essentially two seemingly independent methods of creating a circle packing. One is created by modeling the disks as having fixed ratios and increasing the packing density until they jam, and the other is based on an idea that goes back to at least Koebe, Andreev and Thurston [33], where the graph of the packing is predetermined to be a triangulation. Here we use an extension where some of the contacts are determined by an inversive distance, defined later, between circles by Ren Guo in [22].

2 Rigidly jammed circle packings

We need a container for our packings. For the sake of simplicity and because of the lack of boundary effects, we will use the 2-dimensional torus $\mathbb{T}^2 = \mathbb{R}^2/\Lambda$ regarded as the Euclidean plane \mathbb{R}^2 modulo the fixed integer lattice Λ as the container. A packing \mathbf{P} in \mathbb{T}^2 is a finite union of labeled circular disks with disjoint interiors. We say that \mathbf{P} is *locally maximally dense* if there is an $\epsilon > 0$ such that for any other packing \mathbf{Q} with corresponding radii in the same ratio and $|\mathbf{Q} - \mathbf{P}| < \epsilon$, then $\delta(\mathbf{Q}) \leq \delta(\mathbf{P})$. The density of \mathbf{P} is $\delta(\mathbf{P}) = \sum_i A(D_i)/A(\mathbb{T}^2)$, where $A()$ is the usual area function. The distance between packings is regarded as the distance between the vectors of the centers and radii of the packing disks. In other words, near the packing \mathbf{P} , except for translates, we cannot increase the packing radii uniformly and maintain the packing constraints.

A first process is that we can “inflate” the packing disks uniformly until some subset of the packing disks jam and prevent any other expansion. This process is called a “Monty Carlo” method in Torquato et. al. [17, 16]. Let $\mathbf{r} = (r_1, \dots, r_n)$ be the radii of the corresponding packing disks $\mathbf{P} = (D_1, \dots, D_n)$. The idea is to continuously increase the radii to for $t > 1$, and at the same time continuously deform the packing to $\mathbf{P}(t)$ so that the radius of D_i is tr_i , until no further increase in t is possible. Then the resulting packing $\mathbf{P}(t_1)$ will be locally maximally dense. We would like to say that $\mathbf{P}(t_1)$ is rigid or jammed. But there is a problem with rattlers as in Figure 1. Considering the rigidity of the packing, we just discard the rattlers.

We need some tools to determine the rigidity of packings. Given a packing \mathbf{P} in a torus, define a packing graph $G(\mathbf{P})$, where vertices are the centers of the packing disks, and edges connect centers whose disks touch, as in Figure 1. Note that in the torus $G(\mathbf{P})$ may have loops and multiple edges, but in all our calculations, we work in the universal cover where $G(\mathbf{P})$ has no loops or multiple edges. We are effectively working with the equivalence classes of lattices $\mathbf{p}_i + \Lambda$ in the plane. When there is an (oriented) edge joining two vertices of $G(\mathbf{P})$ this can always be represented as a well-defined vector $\mathbf{p}_i - \mathbf{p}_j$ in the plane \mathbb{R}^2 .

Let \mathbf{p}_i be the center of disk D_i . Let $\mathbf{p}' = (\mathbf{p}'_1, \dots, \mathbf{p}'_n)$ be a corresponding sequence of vectors, where $\mathbf{p}'_i \in \mathbb{R}^2$ is in the tangent space of \mathbb{T}^2 at \mathbf{p}_i . We say that \mathbf{p}' is an *infinitesimal flex* of $G(\mathbf{P})$, if for each edge $\{i, j\}$ of G ,

$$(\mathbf{p}_i - \mathbf{p}_j) \cdot (\mathbf{p}'_i - \mathbf{p}'_j) \geq 0. \quad (1)$$

We say that \mathbf{p}' is a *trivial infinitesimal flex* of $G(\mathbf{P})$, if all the \mathbf{p}'_i are the same vector, for $i = 1 \dots, n$. We say that a packing \mathbf{P} is *(locally) rigid or collectively jammed* if the only continuous motion of

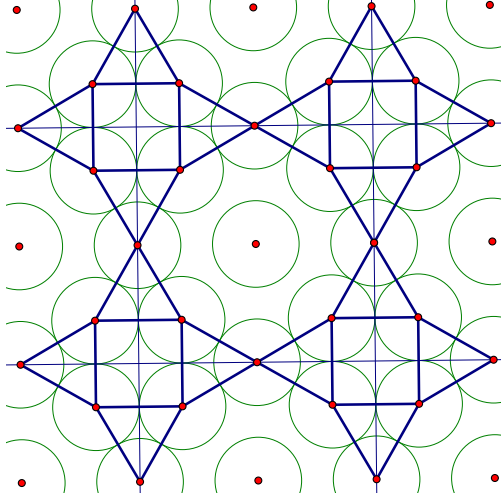


Figure 1: This is a maximally dense packing of 7 disks in a square torus, with a rattler in the middle, found by Musin and Nikitenko in [28]. The thin horizontal and vertical lines outline fundamental regions of the torus.

the packing (preserving the radii) is by translations. We say that a packing \mathbf{P} is *infinitesimally rigid* if every infinitesimal flex is trivial.

Theorem 1. *A packing \mathbf{P} in a torus \mathbb{T}^2 is collectively jammed if and only if it is infinitesimally rigid. Furthermore \mathbf{P} is locally maximally dense if and only if there is a subset of the packing that is collectively jammed.*

We call the packing disks, minus the rattlers, a *spine* of the jammed packing.

A proof of this statement can be found in [9, 17]. The idea goes back at least to Danzer [13], and it works for dimensions for all surfaces of constant curvature, except, interestingly, the proof of the “only if” part fails for surfaces of positive curvature, such as the sphere. The infinitesimal flex can be used to define a continuous flex for the whole configuration and the higher-order terms work in our favor. The “if” part is standard.

Another closely related property is when the lattice Λ itself is allowed to move. Following [17], we say that a packing in a torus $\mathbb{T}^2 = \mathbb{R}^2/\Lambda$ is *strictly jammed* if it is rigid allowing both the configuration and the lattice Λ to move locally with the constraint that the total area of \mathbb{T}^2 not increase. Here we will concentrate mostly on collective jamming.

3 Basic rigidity of tensegrities

The rigidity part of Section 2 can be rephrased in the language of frameworks and tensegrities. One is given a finite configuration of points $\mathbf{p} = (\mathbf{p}_1, \dots, \mathbf{p}_n)$, in our case in the 2-torus \mathbb{T}^2 , and a *tensegrity graph* G , where each edge of G is defined to be a *cable*, which is not allowed to increase in length, or a *strut*, which is not allowed to decrease in length, and a *bar*, which is not allowed to change in length. In our case the packing graph consists entirely of struts.

The next tool we need is the concept of a *stress* for the graph, which is just a scalar $\omega_{ij} = \omega_{ji}$ assigned to each edge $\{i, j\}$ of G . We say that a stress $\omega = (\dots, \omega_{ij}, \dots)$ is an *equilibrium stress* if for each vertex i of G the following holds

$$\sum_j \omega_{ij}(\mathbf{p}_i - \mathbf{p}_j) = 0,$$

where $\omega_{ij} = 0$ for non-edges $\{i, j\}$. Furthermore, we say that a stress for a graph G is a *strict proper stress* if $\omega_{ij} > 0$ for a cable $\{i, j\}$, and $\omega_{ij} < 0$ for a strut $\{i, j\}$. There is no condition for a bar. The following is a basic duality result of Roth and Whiteley [29].

Theorem 2. *A tensegrity is infinitesimally rigid if and only if the underlying bar framework is infinitesimally rigid and there is strict proper equilibrium stress.*

Since infinitesimal rigidity involves the solution to a system of linear equations and inequalities, we have certain relationships among the number of vertices of a tensegrity, say n , the number of edges, e , and the dimension of the space of equilibrium stresses s . Recall that the dimension of the space of trivial infinitesimal flexes is 2.

Proposition 1. *For an infinitesimally rigid tensegrity on a torus \mathbb{T}^2 with all struts,*

$$e \geq 2n - 1 \quad \text{and} \quad s = e - (2n - 2).$$

With isostatic packings, the stress space is one-dimensional, assuming the packing is rigid, not counting rattlers, if and only if $e = 2n - 1$. In the granular material literature, this situation is called *isostatic*. However, in the mechanical engineering literature a bar tensegrity (framework) is called isostatic if it is infinitesimally rigid and it has no non-zero equilibrium stress, because when the framework is subjected to an external load, it can “resolve” that load with a unique single internal stress. So for packings, the isostatic conjecture is that when the packing disks are sufficiently generic, then there is only a one-dimensional equilibrium stress and $e = 2n - 1$.

Notice that the packing of 7 disks in Figure 1 has $14 = 2 \cdot 7$ edges and so is not isostatic as we have defined it above. All the disks have the same radius, and so are not generic. By contrast the packing graph of 2 disks in Figure 2 in a torus with a slanted lattice has $2 \cdot 2 - 1 = 3$ edges and when it is jammed, it is isostatic with 3 contacts. On the other hand, the packing in Figure 3 in the square torus has 4 contacts and is not isostatic even though the ratio of the radii are generic. So in this case, the isostatic conjecture is false, if one insists on choosing the square lattice. The moral of this story is that the lattice parameters should be included in the generic condition.

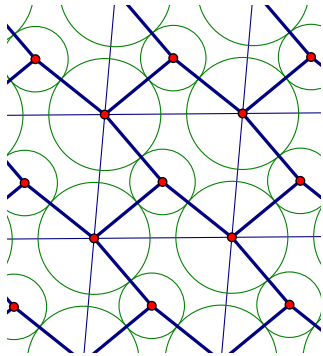


Figure 2: The slanted torus, isostatic

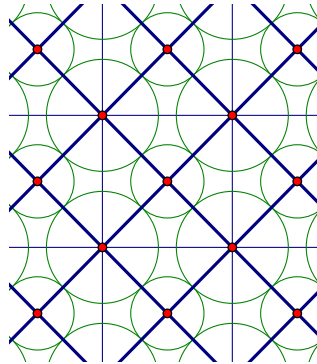


Figure 3: The square torus, not isostatic

4 Coordinates

In order to do calculations later, we will describe the lattice, radii, and configuration in terms of canonical coordinates.

- (a) The lattice $\Lambda = \{z_1\lambda_1 + z_2\lambda_2\}$ where $\lambda_1 = (a, 0)$, $\lambda_2 = (b, c)$, and z_1, z_2 are integers $a, b, c > 0$. The dimension of \mathcal{L} of all such lattices is 3. The dimension of such lattices with a fixed determinant, say 1, is 2.
- (b) The configuration \mathcal{C} is the set of $\mathbf{p} = (\mathbf{p}_1, \dots, \mathbf{p}_n)$, where $\mathbf{p}_1 = (0, 0)$, and otherwise $\mathbf{p}_2, \dots, \mathbf{p}_n$ are free, and not constrained. Note that a point \mathbf{p}_i is defined to be equivalent to the point \mathbf{q}_i if $\mathbf{p}_i + \Lambda = \mathbf{q}_i + \Lambda$ as sets. The dimension of \mathcal{C} is $2(n - 2) = 2n - 2$.
- (c) If the radius of the i -th disk is $r_i > 0$, we denote the vector of radii as $\mathbf{r} = (r_1, \dots, r_n)$. Later we will be interested in the relative ratios of these disk radii. So we will denote the set of ratios as $\mathcal{R} = \{(r_2/r_1, \dots, r_n/r_1) \mid r_i > 0\}$. For any $\mathbf{r} = (r_1, \dots, r_n)$, define $\bar{\mathbf{r}} = (r_2/r_1, \dots, r_n/r_1)$. So the dimension of \mathcal{R} is $n - 1$.

A packing \mathbf{P} is described uniquely by all the coordinates above, where $|\mathbf{p}_i - \mathbf{p}_j| \geq r_i + r_j$, for all i, j . The space of all such packings will be denoted by \mathcal{P} .

5 Dimension calculations

When we have a collectively jammed, or a locally maximally dense, packing, we would like to perturb the parameters, the radii and lattice, and still maintain that property. This depends on the continuity of the parameters in Section 4. We consider, first, the density consideration.

Proposition 2. *Let $\mathbf{P} \in \mathcal{P}$ be any locally maximally dense packing with configuration \mathbf{p} , radii \mathbf{r} , and lattice Λ . Then there is an open neighborhood $U_{\mathbf{P}} \in \mathcal{P}$ of \mathbf{P} , and $\epsilon > 0$, such that for any ϵ -neighborhood V of $\bar{\mathbf{r}} \in \mathcal{R}$, and $\Lambda \in L$, any corresponding locally maximally jammed packing is in U .*

Proof. Let K be a compact set in the set of configurations with fixed \mathbf{r} and Λ such that \mathbf{P} has maximum density δ in the interior of K , by the local maximal density of \mathbf{P} . Suppose there is no such open neighborhood U of \mathbf{P} as in the statement. That means that there is an infinite sequence of radius vector ratios $\bar{\mathbf{r}}(i)$ and determinant 1 lattices $\Lambda(i)$ converging to $\bar{\mathbf{r}}$ and Λ , respectively in K with density larger than δ . By the continuity of the density function this is not possible, and such a neighborhood U must exist. \square

Note that the area of the torus corresponding to the lattice Λ is the determinant of the matrix defining Λ , which is just ac from the definition in Section 4. With this generality we have the following.

Theorem 3. *The dimension of the space of packing configurations in a neighborhood of a fixed collectively jammed configuration with lattices in the neighborhood of that fixed lattice, and radius ratios in the neighborhood of those fixed ratios, with n disks is $n + 1$, modulo rattlers.*

Proof. By Proposition 2, for each radius ratio $\bar{\mathbf{r}}$ and lattice Λ within ϵ of the given radius ratio and lattice, there is a locally maximally dense configuration $\mathbf{P}(\bar{\mathbf{r}})$. Each choice of Λ and $\bar{\mathbf{r}}$ is a distinct packing modulo rattlers. There are $n - 1$ choices for radius ratios and 2 choices for lattices, $n + 1$ in all. \square

Here the rattlers are counted as not contributing the dimension of the space of packings. It is as if they were stuck to the rest of the packing. If they were counted, then each rattler would add 2 degrees of freedom to their configuration space. If the given packing has rattlers they will contribute the same degrees of freedom to each of the approximations, and they can be disregarded. If the given packing has no rattlers, it can happen that some of the approximation packings could

themselves have rattlers. But we will see that this cannot happen when the given packing is isostatic. Next we suppose that the packing is approximated by another with the same graph.

Proposition 3. *Let $\mathbf{P} \in \mathcal{P}$ be any collectively jammed packing with configuration \mathbf{p} , radii \mathbf{r} , and lattice Λ . Then there is an $\epsilon > 0$ such that for any other packing $\mathbf{Q} \in \mathcal{P}$ where $|\mathbf{P} - \mathbf{Q}| < \epsilon$, and the packing graph of \mathbf{P} is the same as the packing graph of \mathbf{Q} , then \mathbf{Q} is collectively jammed as well.*

Proof. By Theorem 1, \mathbf{P} is collectively jammed if and only if it is infinitesimally rigid. As before, if there is no ϵ as in the statement, there is a sequence of \mathbf{Q}_i converging to \mathbf{P} , each with its own configuration $\mathbf{q}(i)$ and infinitesimal flex $\mathbf{q}'(i)$ satisfying the infinitesimal rigidity constraint (1). By renormalizing we can assume that $|\mathbf{q}'(i)| = 1$. So as the $\mathbf{q}(i)$ converge to \mathbf{p} , and by taking a subsequence, the $\mathbf{q}'(i)$ converge to a non-zero (and thus non-trivial by the conventions in Section 4) infinitesimal flex of \mathbf{p} . Thus there is such an epsilon as in the conclusion. \square

6 Analytic theory of circle packings

We need to first do some bookkeeping as far as the topology of graphs on the surface of \mathbb{T}^2 . One of the first results of Andreev and K obe was to start with a triangulation of a surface, say a torus, and then create a circle packing whose graph is that triangulation. This is explained in careful detail in Stephenson’s book [31]. Note that this pays no attention to the radii of the packing. So suppose that there are n circles in a triangulated packing, with e_T edges, and T triangles. Since each edge is adjacent to 2 triangles and each triangle is adjacent to 3 edges, we have

$$3T = 2e_T,$$

and since the Euler characteristic of \mathbb{T}^2 is 0, we get that

$$n - e_T + \frac{2}{3}e_T = 0,$$

$$\text{and } e_T = 3n.$$

In our case, we usually do not have a complete triangulation of the torus. Indeed, from Section 3, we only have $e = 2n - 1$ edges if the packing is isostatic. But our packing graph is embedded in \mathbb{T}^2 , and it can be completed to a triangulation by adding $e_T - e = n + 1$ additional edges. But this does not help us since we do not want the extra contacts of a triangulation. For example, in Figure 4 we see an isostatic packing of 3 disks in a square torus with $2 \cdot 3 - 1 = 5$ edges, where $3 + 1 = 4$ additional edges have been inserted to create a triangulation of the torus. Notice that there are multiple edges between some pairs of vertices, but in the universal cover, as shown, the edges form an actual triangulation of the plane.

There has been a lot of interest in circle arrangements, where some pairs of circles are forced to intersect at certain specified angles, generalizing the Koebe-Andreev-Thurston result, where they are made to be tangent. At the other end of that construction, there is a way to measure the distance between pairs of non-tangent circles with disjoint interiors. The *inversive distance* between two circles is defined as

$$\sigma(D_1, D_2) = \frac{|\mathbf{p}_1 - \mathbf{p}_2|^2 - (r_1^2 + r_2^2)}{2r_1r_2},$$

where D_1 and D_2 are disks with corresponding radii r_1 and r_2 . It does not seem that there is a proof known, where any set of inversive distances determine a configuration with those inversive distances. But the following local result by Ren Guo [22] is enough for our purposes.

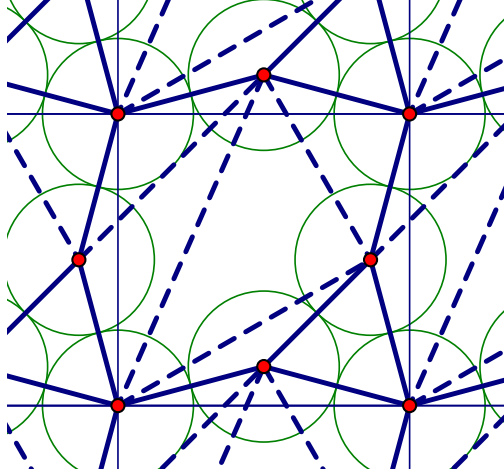


Figure 4: This is a maximally dense packing of 3 equal disks in a square torus [15] with a minimal number of contacts, namely 5, and so it is isostatic. We have inserted 4 additional dashed edges to create a triangulation with 9 edges total.

Theorem 4. *Let \mathcal{T} be a triangulation of a torus corresponding to a circle packing \mathbf{P} where $\sigma(D_i, D_j) \geq 0$ is the inversive distance between each pair of disks i, j that are an edge in the triangulation \mathcal{T} . Then the inversive distance packings are locally determined by the values of $\sigma(D_i, D_j)$.*

In other words, by varying the values of the inversive distances, it is possible to find a packing configuration that has those particular inversive distances. What we will need is the dimension of the space of those configurations. One should keep in mind, though, that the metric of the ambient space, which in our case is the lattice determining the torus, may change with the deformations of the inversive distance data, and this should be taken into account when doing our dimension calculations.

7 The generic property

If one has a collection of real numbers X , they are defined to be *generic* if there are no solutions to non-zero polynomials $p(x_1, \dots, x_n) = 0$ with integer coefficients, where each $x_i \in X$. Each such polynomial defines an algebraic set and being generic implies that the points of X avoid that set. But this is something of an overkill. Usually, for some given set X and situation at hand, there are only some finite number of such algebraic sets that have to be avoided, but it may be difficult to explicitly define what the particular polynomials are.

Another way to think of the generic parameters x_1, \dots, x_n is as independent variables satisfying no polynomial relations over the integers (or equivalently the rationals). So if there is a rational polynomial function (or an algebraic function whose graph is defined by polynomial equations) $f : \mathbb{R}^n \rightarrow \mathbb{R}^m$ whose image is n -dimensional, then the image of f in a neighborhood $f(x_1, \dots, x_n)$ at a generic point is also n -dimensional, since the Jacobian of f provides the polynomial constraints that a generic point cannot satisfy.

8 The isostatic theorem

Theorem 5. *If a collectively jammed packing \mathbf{P} with n vertices in a torus $\mathbb{T}^2 = \mathbb{R}^2/\Lambda$ is chosen so that the ratio of packing disks $\bar{\mathbf{r}}$, and torus lattice Λ , is generic, then the number of contacts in \mathbf{P} is $2n - 1$, and the packing graph is isostatic.*

Proof. Let k be the number of contacts in a packing \mathbf{P} with n disks, where the radii ratios \mathbf{r} , and lattice parameters Λ are generic. Then the dimension of all such packings, where the area of the ambient torus is normalized to 1, is $n + 1$ by Theorem 3. On the other hand, by completing the graph of the packing to a triangulation of the torus and using Theorem 4, there are $3n - k$ parameters that can be used to define a distinct packing in the neighborhood of the packing \mathbf{P} . By Proposition 3 all such packings are collectively jammed. Thus $3n - k = n + 1$, and $k = 2n - 1$, the minimum number of contacts possible to maintain rigidity. Thus it is isostatic. \square

One could do a similar calculation for the case when each packing is assumed to be strictly jammed, allowing the lattice to vary. Then the number of contacts in this case is $2n + 1$ instead of $2n - 1$.

9 Computations

Will Dickinson, et al. in [15] showed that the most dense packing of 5 equal circles in a square torus is when they form a grid as in Figure 5. This packing is not isostatic since it clearly does not have just a one-dimensional equilibrium stress, but two. It has $2 \cdot 5 = 10$ contacts, one more than needed for rigidity. When the disk radii are perturbed, we get the packing in Figure 6, which is isostatic with 9 contacts even though the defining lattice is still the square lattice.

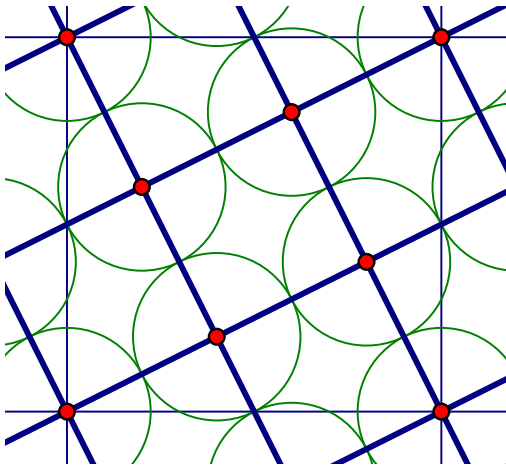


Figure 5: The most dense packing of 5 disks in the square torus.

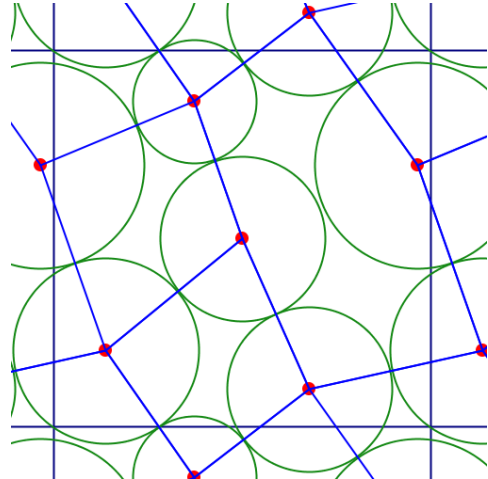


Figure 6: An isostatic packing of 5 disks with generic radii in the square torus.

Similarly, for 10 disk in a square torus, even when there are two different radii, a rigid jammed packing may not be isostatic as in Figure 7. When the radii are sufficiently varied, Figure 8 shows how one of the contacts breaks, obtaining another isostatic packing. Note that in these packings, we still get an isostatic packing without having to perturb the the underlying square lattice. Indeed, it is tempting to propose that if the packing has a sufficiently large number of packing elements, then it will be isostatic or at least have the minimum number of contacts for the collectively jammed




Figure 7: A packing of 10 disks in the square torus.

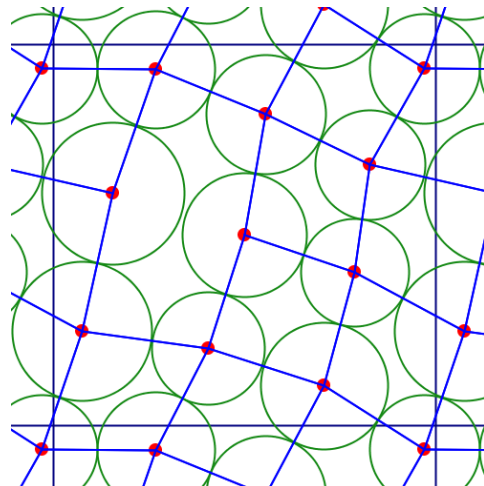


Figure 8: An isostatic packing of 10 disks with generic radii in the square torus.

case (or the strictly jammed case) even if all the disks have the same radius. This does not seem to be the case with some of our calculations, and for calculations done by Atkinson et al in [3].

The packings of Figure 6 and Figure 8 were obtained with a “Monty Carlo” algorithm similar to the one described in [17] and [16], where a seed packing with generic radii with no contacts allows the radii to grow until the packing jams. This generally works when there is enough random motion to force the packing to be rigid. If the packing seems not to be converging to an infinitesimally rigid configuration, it is always possible to apply a linear programming algorithm to break up any configuration that is not converging sufficiently rapidly, as was described in [17].

10 The tricusp case

There are many circumstances where there is a jammed packing in a bounded container with an appropriate condition on the boundary of the container, and the infinitesimal rigidity condition holds. (The condition is that the boundary of the container must consist of concave up curves like the tricusp in Figure 9.) It seems reasonable that if the shape of the container is generic including the ratio of the radii, that the packing is isostatic. If the container consists of three mutually tangent circles, then the isostatic conjecture will hold fixing the boundary, since the packing is determined up to linear fractional conformal transformations, and the three boundary circles can be fixed. We call the region between the three mutually tangent circles a *tricusp* following [16], as in Figure 10 and Figure 9. If we have a jammed packing of n disks in the tricusp, we regard the boundary as fixed and since there are no trivial motions, there are $2n$ degrees of freedom for the centers of the disks. If the packing is isostatic, there is one other constraint due to the stress condition as before. Thus there are exactly $e = 2n + 1$ contacts, or equivalently edges in the packing graph, when the packing is isostatic.

On the other hand, if e_T is the number of edges in a triangulation of a triangle, then $e_T = 3(n + 3) - 6 = 3n + 3$, since by adding 3 edges connecting the fixed edges, we get a triangulation of sphere by adding in the triangle consisting of the 3 fixed vertices, which is well-known to have $3m - 6$ edges when there are m vertices, assuming that the graph is 3-connected. So there are $e_T - (e + 3) = 3n + 3 - (2n + 1 + 3) = n - 1$ diagonal edges which can serve as free parameters for the inversive distance as we did for the case of the torus. So we get the following.

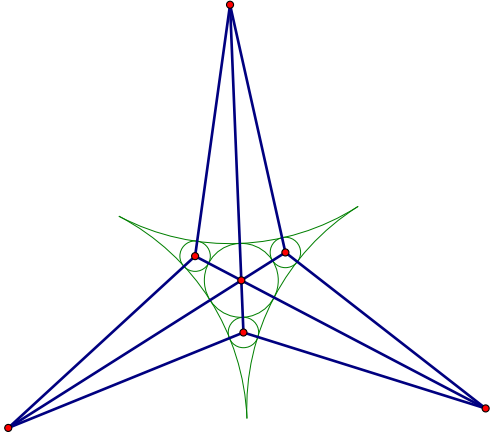


Figure 9: The tricuspid with 4 jammed disks, not isostatic.

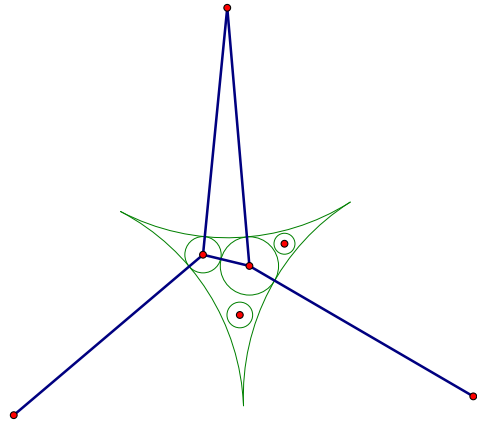


Figure 10: The tricuspid with 2 rattlers, isostatic.

Theorem 6. *If a jammed packing \mathbf{P}_0 with n disks in a tricuspid is chosen so that the ratio of the radii of the packing disks is generic, then the number of contacts in \mathbf{P}_0 is $2n + 1$, and the packing graph is isostatic.*

The packing in Figure 9 is jammed, but when the ratios of the generic radii are perturbed so that the smaller 3 disks are smaller than they are in Figure 9, while the larger disk, in ratio to the smaller disks, is larger than in Figure 9, we get packing with two rattlers as in Figure 10. In this process, there can be no extra edges created in the packing graph. However, Figure 9 has 12 edges with 4 vertices in the tricuspid, which is 3 more edges than is needed for being isostatic. Due to the way the radii are perturbed, two of the smaller disks must become rattlers, so n , the number of disks, is decreased by 2, and the number of contacts is decreased by 7, bringing the edge count to the isostatic case.

11 Varying the radii and lattice

Instead of fixing the lattice that defines the torus, one can allow the lattice to vary as well as the individual packing disks. In this process, if the radii of the disks (or the ratio of the radii) is fixed there is a result analogous to Theorem 1 that if an infinitesimal motion of the lattice and disk centers that satisfies the packing requirement (i.e. the strut requirements on the edge lengths) as well as constraints on the lattice that do not increase the area of the whole torus, then there is an actual motion that increases the overall density. This is the following result from [9].

Theorem 7. *If Λ' and \mathbf{p}' represent an infinitesimal motion of a lattice Λ and its configuration \mathbf{p} that determines a non-positive area change, then there is a smooth motion of the lattice with its configuration that strictly increases adjacent distances and decreases the volume unless $\mathbf{p}'_i = \mathbf{p}'_j$ for adjacent disks i and j , and Λ' is trivial.*

The effect of this is to increase the density of the configuration while varying both the lattice and the configuration, but keeping the radii (ratios) constant. When the packing is locally maximally dense with these kinds of deformations, in [17] the packing is called *strictly jammed*. Notice, also, that the minimum number of contacts for a strictly jammed packing is at least two more than the minimum when the configuration has its lattice if fixed. Namely for n disks, there should be

at least $n + 1$ contacts. As an example of this kind of deformation, if we start with square lattice configuration of two equal disks, perform this deformation and end up with the most dense configuration of equal disks in the plane, where each disk is surrounded by six others as in Figure 11 deforming to Figure 12. One can see how the fundamental region has changed shape from a square with 4 contacts and density $\pi/4 = 0.78539\dots$ to a rectangle with 6 contacts with density $\pi/\sqrt{12} = 0.90689\dots$

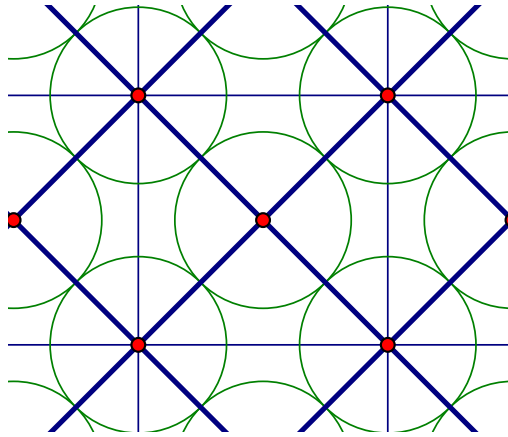


Figure 11: The most dense packing of two disks in the square torus.

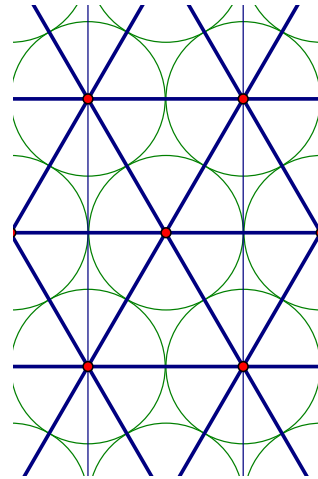


Figure 12: The most dense packing of equal disks in the plane.

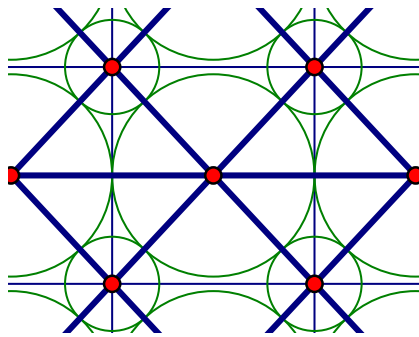


Figure 13: The conjectured most dense packing of two disks of fixed ratio close to $\sqrt{2} - 1$ in the plane.

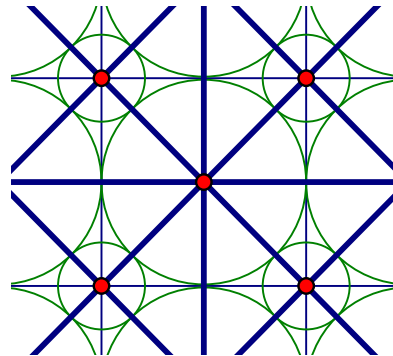


Figure 14: A most dense packing of disks with radius ratio $\sqrt{2} - 1$ in the plane.

Another process one can use is to deform a packing, varying not only the configuration of centers, but varying the radii as well, while maintaining the condition that the disk centers with the determined radii form a packing. There is similar second-order calculation for such deformations. For example, for a packing with two disks in a torus having two different radii, one starts again with the packing of Figure 11 and deforms the lattice, the configuration of centers and radii as in Figure 13 until eventually there is another contact as in Figure 14. Indeed, for any infinite packing of disks whose radii are 1 and $\sqrt{2} - 1 = 0.41421\dots$, in [23] Alidár Heppes proved that the maximum density for such a packing is $\pi(2 - \sqrt{2})/2 = 0.92015\dots$, which is achieved by the packing in Figure

14. In the classic book by László Fejes Tóth [21], it is essentially conjectured that the packing in Figure 13 has the maximum density for disks with two radii whose ratio is slightly greater than $\sqrt{2} - 1$. The density of the the packings during the deformation from Figure 11 to Figure 13 is $\delta = \pi(1 + r^2)/(4\sqrt{r^2 + 2r})$ as shown in Figure 15. Note that the graph is concave up as predicted. It known by Gerd Blind [7] that for $0.742 < r < 1$, the most dense packing can do no better than $\pi/\sqrt{12}$ which is achieved by the ordinary triangular lattice packing, with just one disk size.

```
plot(Pi*(1+r^2)/(sqrt(r^2+2*r)*4),r=sqrt(2)-1.. 1, delta=.84..0.92)
;
```

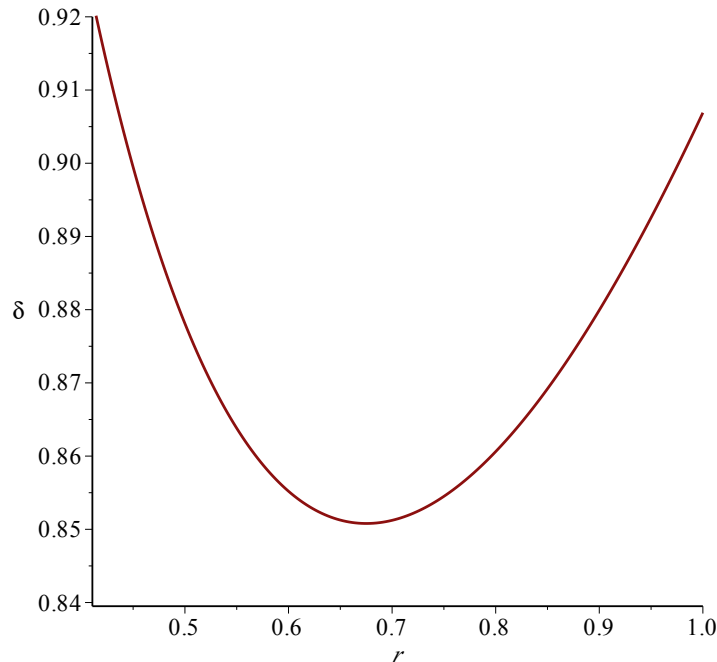


Figure 15: This plots the density of the packings from Figure 11 to Figure14.

From this discussion it seems that certain particular singular cases, with the most number of contacts, represent the most dense packings for two radii. Away from those cases, the most dense packings may be when the singular cases are perturbed in a particular way. In [21] those singular packings were called *compact* packings, which was defined to be when each packing disk is adjacent to and is surrounded by a cycle of packing disks, each touching the next. But this is the same as saying that the graph of the packing is a triangulation.

From the analytic packing point of view, one is given an abstract triangulation of a particular compact 2-manifold. Then the basic Koebe-Andreev-Thurston algorithm finds a circle packing with that given contact graph in a manifold of constant curvature, and this packing is unique up to the circle preserving linear fractional transformations of the manifold. On the one hand this algorithm has no constraint that preserves the sizes of the radii. On the other hand, if there are few enough of the disks as in Figures 12 and 14, or they are symmetric enough as in Figure 16, then the Koebe-Andreev-Thurston algorithm will automatically have just two disk sizes.

The triangulation of Figure 16 has a 6-fold rotational symmetry about the center of the central small circle, so the 3 large circles have the same radius. Similarly the 6 small circles adjacent to the central small circle have the same radius. Since the central circle is adjacent to the 6 other small circles, it must have the same radius as the other small circles. This is a compact/triangulated packing, one of 9 possible classes described by Tom Kennedy in [24].

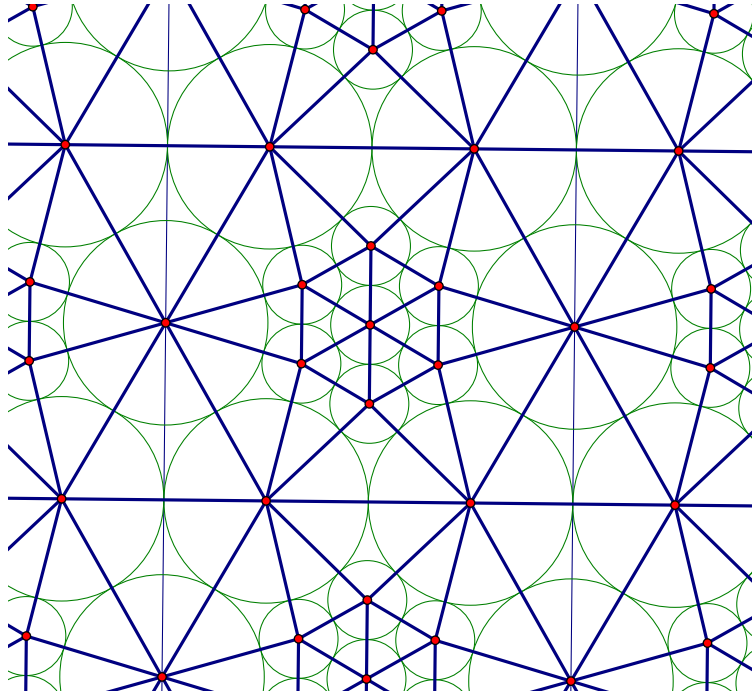


Figure 16: This is a packing of 3 large disks and 7 smaller ones for the given triangulation.

A similar analysis can be done in the tricusp case where some packings are conjectured to be the most dense by Uche, Stillinger and Torquato in [16] using the 3-fold symmetry.

There are three types of motions that increase the packing density. Each can be implemented with a Monty Carlo-type process, or a linear programming algorithm.

1. (Danzer) The lattice defining the torus metric is fixed while the configuration is perturbed so that the radii can be increased uniformly. [13]
2. (Swinnerton-Dyer) The lattice is deformed decreasing its determinant (and therefore the area of the torus) adjusting the configuration while fixing the radii. [32]
3. (Thurston) The radii are adjusted fixing the configuration and the lattice so that the packing condition is preserved while increasing the sum of the squares of the radii. This is essentially maximizing a positive definite quadratic function subject to linear constraints. [33]

The idea is that one can perform each of these motions, separately or together depending on what is desired. Each process is named after a person who promoted that process in one form or another.

12 Conjecture

Kennedy in [24] points out that there are triangulated packings of the plane (and effectively for a flat torus) that are not the most dense for given ratio of radii, which was $\sqrt{2} - 1$ in the case being considered. The idea is to take a square and equilateral tiling of the plane, use the vertices of that tiling for the centers of the larger disks, and the centers of the squares for the centers of the smaller disks. So the final density of the packing is a weighted average of $\pi/\sqrt{12} = 0.906899\dots$, the

density of the triangular close packing, and $\pi(2 - \sqrt{2})/2 = 0.920151\dots$, the density of the packing in Figure 14. Figure 17 shows such a periodic triangulated packing with density less than the maximal density. The point is that even if we have a triangulated packing by disks of various sizes, that does not insure that it necessarily represents the maximum density for those sizes.

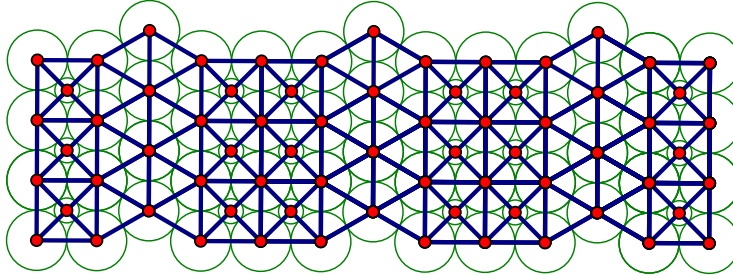


Figure 17: This is a periodic binary packing of disks with radius ratio $\sqrt{2}-1$ with density less than the maximum possible $\pi(2 - \sqrt{2})/2 = 0.920151\dots$

Taking a big leap, nevertheless, we conjecture the following:

Conjecture 1. *Suppose that \mathbf{P} is a packing, with a triangulated graph, of a finite number of packing disks in a torus with n_1, n_2, \dots, n_k disks of radius $r_1 > r_2, \dots > r_k$ respectively with density δ_0 . Then for all integers $m \geq 1$, and a packing of a torus with mn_1, mn_2, \dots, mn_k disks of radius $r_1 > r_2, \dots > r_k$ respectively, the density is $\delta \leq \delta_0$.*

An interesting special case is a packing of a torus with n_1 disks of radius 1 and n_2 disks of radius $\sqrt{2} - 1$, $n_1 \geq n_2$, then Conjecture 1 implies that the maximum density is

$$\delta = \pi \frac{n_1 + n_2(1 - \sqrt{2})^2}{2\sqrt{3}(n_1 - n_2) + 4n_2}.$$

Notice in the case when $k = 2$, and $r_2/r_1 = \sqrt{2} - 1$, and $n_1 = n_2$ the statement of Conjecture 1 is weaker than Heppes's Theorem [23], since it assumes $n_1 = n_2$. On the other hand, as far as we know, for other proportions of sizes of disks, Conjecture 1 is not known. In particular, continuing with the $r_2/r_1 = \sqrt{2} - 1$, $n_2 > n_1$ case, it seems that a triangulated packing of a torus does not exist, and perhaps the most dense packings segregate into the triangular lattice and square lattice pieces.

In another direction, it would be interesting to see how the nature of the triangulation influences the density of the corresponding triangulated packing. Given a triangulation of the plane, an *elementary stellar subdivision* is where a triangle in the triangulation is removed, and it is replaced by the cone over its boundary, or an edge is removed and replaced by the cone over the resulting quadrilateral. For a stellar subdivision of a triangle, it is clear that the density of the corresponding must increase, since one simply places an additional disk in the given triangular region. In many cases, for the stellar subdivision of an edge the density increases. However, if one starts with the Heppes packing graph of Figure 14 and does a stellar subdivision as indicated in Figure 18, the density decreases. Indeed, after another stellar subdivision one gets back to a two-fold covering of the the original Figure 14 with the same density.

13 Remarks and related work

There appear to be roughly four groups who work on packing problems, each from their particular point of view.

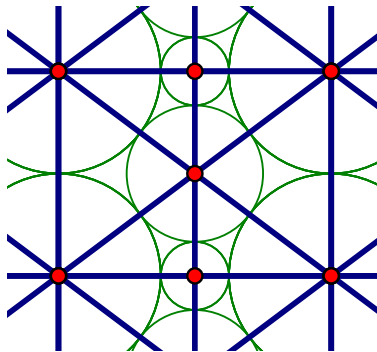


Figure 18: This is a stellar subdivision of the graph of Figure 14, and has density $7\pi/24 = 0.91629\dots$, which is somewhat less than $\pi(2 - \sqrt{2})/2 = 0.92015\dots$, the density of Figure 14. The radii are in ratio 1 : 2 : 3.

One group deals with simply finding dense packings of circles in the plane and proving certain packings are the most dense when possible. This group is epitomized by the work of László Fejes Tóth. His book [21] is an early attempt to show what was known and conjectured along with many other related problems and conjectures. Indeed, there are places in [21] where it seems that Conjecture 1 is essentially in the background, at least for some particular packings. See Melissen's Phd. Thesis [26] for quite a few conjectures for the most dense packings in various containers. Note that the most dense packings conjectured in [11] agree with those in [26]. For provably most dense packings for fixed square and triangular tori, for small numbers of disks there are the results in [10, 28, 11].

A second group uses linear programming techniques to find upper bounds for sphere packings, particularly in higher dimensions, where things are generally much harder. A good outline of this point of view is in the survey by de Laat, Filho and Vallentin [14], where their techniques work on dimension two as well. However, their bounds are often not sharp. For example, in dimension three for binary sphere packings where the ratio of the radii is $\sqrt{2} - 1$, the most dense packing is conjectured to be 0.793 which is achieved when the large spheres are centered at the face centered cubic lattice. These centers form the vertices of a tiling of space by regular octahedra and regular tetrahedra. The centers of small spheres are placed at the centers of the octahedra, so that the graph of the packing forms the one-skeleton of a triangulation of space. This is the structure of NaCl ordinary table salt. The techniques of [14] provide an upper bound of 0.813, which is reasonably close to the salty lower bound of 0.793. The salt packing is a three-dimensional extension of the configuration of Figure 14.

A third group has to do with the Koebe-Andreev-Thurston algorithms that create packings from the graph of the packings. However, these techniques do not initially specify the radii or density of the resulting packing. A good overview is in the book by [31], where many examples are shown as well as connections to conformal mappings, etc. It is interesting to note that one of the proofs of the Koebe-Andreev-Thurston packings comes from a minimization argument by Colin de Verdière in [8], similar to the process that is described in Section 11.

A fourth group is motivated from the physics of granular material or colloidal clusters as in the work of Torquato and others in [4, 17].

There is a lot of room for generalization and possibly improvement of the results here.

1. Is the example Figure 3 the only case for $n \geq 2$ disks on a fixed square torus, where the isostatic condition does not hold? It should be kept in mind that the results in [5] seem

to show that non-isostatic (strictly) jammed packings seem to be quite frequent for larger numbers when there is one size of radius.

2. It seems very reasonable that an analysis similar to the argument here shows that a corresponding isostatic conjecture holds, where the parameters of a compact hyperbolic 2-dimensional surface are generic, as well as the ratio of the radii.
3. The proof that an infinitesimal flex implies a finite motion for packings of disks on the 2-dimensional sphere is not known, yet it seems reasonable that it is true, and if so, there should be a corresponding isostatic condition for generic radii.
4. There are many circumstances where there is a jammed packing in a bounded container with an appropriate condition on the boundary of the container, and the infinitesimal flex implies finite motion. It seems reasonable that if the shape of the container is generic including the ratio of the radii, that the packing is isostatic.
5. Is there a way to prove the isostatic conjecture for packings in higher dimensions. Presumably this would involve a different argument, since the analytic packing theory would not be available. In the 2-dimensional case, the process described here eventually converges to the case when the faces are triangles. In higher dimensions, it might be the case that the triangles are replaced by rigid polytopes as in the discussion in [6].

References

- [1] L. Asimow and B. Roth. The rigidity of graphs. *Trans. Amer. Math. Soc.*, 245:279–289, 1978.
- [2] L. Asimow and B. Roth. The rigidity of graphs. II. *J. Math. Anal. Appl.*, 68(1):171–190, 1979.
- [3] S. Atkinson, F.H. Stillinger, and S. Torquato. Existence of isostatic, maximally random jammed monodisperse hard-disk packings. *PROCEEDINGS OF THE NATIONAL ACADEMY OF SCIENCES OF THE UNITED STATES OF AMERICA*, 111(52):18436–18441, 2014.
- [4] Steven Atkinson, Frank H. Stillinger, and Salvatore Torquato. Detailed characterization of rattlers in exactly isostatic, strictly jammed sphere packings. *PHYSICAL REVIEW E*, 88, 2013.
- [5] Steven Atkinson, Frank H. Stillinger, and Salvatore Torquato. Existence of isostatic, maximally random jammed monodisperse hard-disk packings. *PHYSICAL REVIEW E*, 8(6):062208–1–062208–12, 2013.
- [6] A. Bezdek, K. Bezdek, and R. Connelly. Finite and uniform stability of sphere packings. *Discrete Comput. Geom.*, 20(1):111–130, 1998.
- [7] Gerd Blind. über Unterdeckungen der Ebene durch Kreise. *J. Reine Angew. Math.*, 236:145–173, 1969.
- [8] Yves Colin de Verdière. Un principe variationnel pour les empilements de cercles. *Invent. Math.*, 104(3):655–669, 1991.
- [9] Robert Connelly. Rigidity of packings. *European J. Combin.*, 29(8):1862–1871, 2008.

- [10] Robert Connelly and William Dickinson. Periodic planar disc packings. *Philos. Trans. R. Soc. Lond. Ser. A Math. Phys. Eng. Sci.*, 372(2008):20120039, 17, 2014.
- [11] Robert Connelly, Matthew Funkhouser, Vivian Kuperberg, and Evan Solomonides. Packings of equal disks in a square torus. *Discrete Comput. Geom.*, xx(xx):1–29, 2017.
- [12] Robert Connelly, Jeffrey D. Shen, and Alexander D. Smith. Ball packings with periodic constraints. *Discrete Comput. Geom.*, 52(4):754–779, 2014.
- [13] L. Danzer. Finite point-sets on S^2 with minimum distance as large as possible. *Discrete Math.*, 60:3–66, 1986.
- [14] David de Laat, Fernando Mário de Oliveira Filho, and Frank Vallentin. Upper bounds for packings of spheres of several radii. *Forum Math. Sigma*, 2:e23, 42, 2014.
- [15] William Dickinson, Daniel Guillot, Anna Keaton, and Sandi Xhumari. Optimal packings of up to five equal circles on a square flat torus. *Beitr. Algebra Geom.*, 52(2):315–333, 2011.
- [16] Aleksandar Donev, Frank H. Stillinger, and Salvatore Torquato. Calculating the free energy of nearly jammed hard-particle packings using molecular dynamics. *J. Comput. Phys.*, 225(1):509–527, 2007.
- [17] Aleksandar Donev, Salvatore Torquato, Frank H. Stillinger, and Robert Connelly. A linear programming algorithm to test for jamming in hard-sphere packings. *J. Comput. Phys.*, 197(1):139–166, 2004.
- [18] S. F. Edwards and D. V. Grinev. The missing stress-geometry equation in granular media. *Phys. A*, 294(1-2):57–66, 2001.
- [19] S. F. Edwards and C. C. Mounfield. A theoretical model for the stress distribution in granular matter. I. Basic equations. *Phys. A*, 226(1-2):1–11, 1996.
- [20] S. F. Edwards and C. C. Mounfield. A theoretical model for the stress distribution in granular matter. III. Forces in sandpiles. *Phys. A*, 226(1-2):25–33, 1996.
- [21] László Fejes Tóth. *Lagerungen in der Ebene auf der Kugel und im Raum*. Springer-Verlag, Berlin-New York, 1972. Zweite verbesserte und erweiterte Auflage, Die Grundlehren der mathematischen Wissenschaften, Band 65.
- [22] Ren Guo. Local rigidity of inversive distance circle packing. *Trans. Amer. Math. Soc.*, 363(9):4757–4776, 2011.
- [23] Aladár Heppes. Some densest two-size disc packings in the plane. *Discrete Comput. Geom.*, 30(2):241–262, 2003. U.S.-Hungarian Workshops on Discrete Geometry and Convexity (Budapest, 1999/Auburn, AL, 2000).
- [24] Tom Kennedy. Compact packings of the plane with two sizes of discs. *Discrete Comput. Geom.*, 35(2):255–267, 2006.
- [25] G. Laman. On graphs and rigidity of plane skeletal structures. *J. Engrg. Math.*, 4:331–340, 1970.
- [26] J.B.M. Melissen. Packing and covering with circles = pakken en overdekken met cirkels: (met een samenvatting in het nederlands. *Ph.D. thesis. Universiteit Utrecht, Utrecht, 1997*.

- [27] C. C. Mounfield and S. F. Edwards. A theoretical model for the stress distribution in granular matter. II. Forces in pipes. *Phys. A*, 226(1-2):12–24, 1996.
- [28] Oleg R. Musin and Anton V. Nikitenko. Optimal packings of congruent circles on a square flat torus. *Discrete Comput. Geom.*, 55(1):1–20, 2016.
- [29] B. Roth and W. Whiteley. Tensegrity frameworks. *Trans. Amer. Math. Soc.*, 265(2):419–446, 1981.
- [30] Jean-Noël Roux. Geometric origin of mechanical properties of granular materials. *Phys. Rev. E (3)*, 61(6, part B):6802–6836, 2000.
- [31] Kenneth Stephenson. *Introduction to circle packing*. Cambridge University Press, Cambridge, 2005. The theory of discrete analytic functions.
- [32] H. P. F. Swinnerton-Dyer. Inhomogeneous lattices. *Proc. Cambridge Philos. Soc.*, 50:20–25, 1954.
- [33] William P. Thurston. Shapes of polyhedra and triangulations of the sphere. In *The Epstein birthday schrift*, volume 1 of *Geom. Topol. Monogr.*, pages 511–549. Geom. Topol. Publ., Coventry, 1998.