

JOKARUS—Design of a compact optical iodine frequency reference for a sounding rocket mission

Vladimir Schkolnik^{1*}, Klaus Döringshoff^{1†}, Franz Balthasar Gutsch¹, Markus Oswald², Thilo Schuldt³, Claus Braxmaier^{2,3}, Matthias Lezius⁴, Ronald Holzwarth⁴, Christian Kürbis⁵, Ahmad Bawamia⁵, Markus Krutzik¹, Achim Peters¹

¹ Institut für Physik, Humboldt-Universität zu Berlin, Newtonstr. 15, 12489 Berlin, Germany

e-mail: vladimir.schkolnik@physik.hu-berlin.de

² Zentrum für angewandte Raumfahrttechnologie und Mikrogravitation (ZARM), Universität Bremen, Am Fallturm, 28359 Bremen, Germany

³ Deutsches Zentrum für Luft- und Raumfahrt (DLR), Institut für Raumfahrtssysteme, Linzer Strae 1, 28359 Bremen, Germany

⁴ Menlo Systems GmbH, Am Klopferspitz 19a, 82153 Martinsried, Germany

⁵ Ferdinand-Braun-Institut, Leibniz-Institut für Höchstfrequenztechnik, Gustav-Kirchhoff-Str. 4, 12489 Berlin, Germany

Abstract We present the design of a compact absolute optical frequency reference for space applications based on hyperfine transitions in molecular iodine with a targeted fractional frequency instability of better than 3×10^{-14} . It is based on a micro-integrated extended cavity diode laser with integrated optical amplifier, fiber pigtailed second harmonic generation wave-guide modules, and a quasi-monolithic spectroscopy setup with operating electronics. The instrument described here is scheduled for launch end of 2017 aboard the TEXUS54 sounding rocket as an important qualification step towards space application of iodine frequency references and related technologies. The payload will operate autonomously and its optical frequency will be compared to an optical frequency comb during its space flight.

* † contributed equally to this work

1 Sounding rockets as steppingstone for space-borne laser systems

Frequency stable laser systems are a mandatory key technology for future space missions using optical and quantum-optical technologies aiming at Earth observation, tests of fundamental physics and gravitational wave detection. Proposed and projected space missions like STE-QUEST [1], CAL [2,3], QWEP [4], Q-TEST [5] aim at the observation of Bose-Einstein condensates at unprecedented expansion times, quantum gas physics in the pico Kelvin regime, and dual-species atom interferometry for future precision tests of the equivalence principle with quantum matter [6,1,2,3]. Such experiments involving light-atom interaction, e.g., for laser cooling or atom interferometry, require laser systems whose optical frequency is stabilized to specific atomic transitions. Moreover, precise frequency control with high demands on frequency stability and agility as well as intensity control is mandatory. Planned gravitational wave observatories, such as LISA [7], use inter-satellite laser ranging with laser systems at 1064 nm for detection of gravitational waves in a spectral window between 0.1 mHz and 1 Hz. Next generation gravity missions (NGGM) might use similar laser ranging techniques for global mapping of temporal variations of Earth's gravitational field [8]. The requirement on laser frequency noise of these missions can be achieved by laser frequency stabilization to optical cavities or atomic or molecular transitions. Related technologies have been or are currently being developed in the context of missions aiming at space-borne atom interferometry [9,10,11,12,13,14] or atomic clocks [1,15,16].

In addition to the qualification in environmental testing facilities, the deployment of laser systems in realistic scenarios and relevant environments, offered by sounding rockets or zero-g parabolic flights, allows for rapid iterative tests and further development of related technologies. Sounding rocket mission in particular close the gap between ground and space applications [10,11] but also enable scientific, pioneering pathfinder experiments as shown with recent MAIUS mission, demonstrating the first realization of a Bose-Einstein condensate of ^{87}Rb in space. Sounding rocket missions based on VSB 30 motors, that are used in the TEXUS program, allow for a 16 min ballistic flight reaching an apogee of about 250 km after 4.2 min ascent, followed by about 6 min of μg time [17]. Typically, four experiment modules can be launched altogether on one mission as independent payloads, each with a diameter of 43.8 cm that can be covered in a pressurized dome. The total scientific payload mass is usually limited to 260 kg, with a total payload length of 3.4 m.

In the JOKARUS mission, we aim to demonstrate an absolute optical frequency reference at 1064 nm on a sounding rocket. The JOKARUS laser system is based on modulation transfer spectroscopy of the hyperfine transition $R(56)32-0:a_{10}$ in molecular iodine at 532 nm, using a frequency-doubled extended cavity diode laser (ECDL). Iodine frequency standards realized with frequency doubled Nd:YAG lasers locked to this hyperfine transition

have been investigated in detail for many years as optical frequency standards [18, 19]. Thanks to the strong absorption and narrow natural linewidth of 144 kHz [20] these systems exhibit fractional frequency instabilities as low as 3×10^{-15} [9] and an absolute frequency reproducibility of few kHz [21]. These features make them promising candidates for future space missions targeting at the detection of gravitational waves, such as LISA, or monitoring of Earth's gravitational potential, such as NGGM [8], which rely on laser-interferometric ranging with frequency-stable laser systems at 1064 nm distributed on remote satellites that need to be precisely synchronized. Different realizations of iodine references for space missions were proposed and investigated on a breadboard level [22, 23] and prototypes were built that fulfill the requirements on the frequency stability for such missions [24, 9, 25]. The JOKARUS mission will, for the first time, demonstrate an autonomous, compact, ruggedized iodine frequency reference using a micro-integrated high power ECDL during a space flight.

2 Status of laser system qualification on sounding rockets




Fig. 1 Photographs of three laser payloads successfully operated on sounding rocket flights. (a) FMS based DFB laser system for Rb spectroscopy (FOKUS, 215 mm×170 mm×50 mm, 2.1 kg), (b) MTS based DBF reference laser system for Rb spectroscopy (FOKUS-Reflight, 288 mm×170 mm×50 mm, 3.0 kg) and (c) Potassium stabilized laser system with two ECDLs (KALEXUS, 345 mm×218 mm×186 mm, 16 kg).

In three successful rocket missions, namely FOKUS [12], FOKUS Re-Flight and KALEXUS [11], we and partners have demonstrated the maturity of our laser systems and related technologies [26]. As part of the FOKUS mission, flown on the 23rd of April 2015, a frequency-stabilized laser system, shown in Fig. 1(a), was qualified as master laser for the MAIUS laser system [10]. It is based on frequency modulation spectroscopy (FMS) of the D_2 transition in ^{87}Rb using a micro-integrated distributed feedback (DFB) laser module [27]. FOKUS demonstrated the first optical Doppler-free spectroscopy in space. Moreover, the laser frequency was compared to a Cesium

(Cs) reference using an optical frequency comb (*Menlo Systems*) during flight, making the FOKUS mission a demonstrator for a null test of the gravitational red shift between the optical transition in Rb and a microwave Cs clock [12]. The FOKUS payload was flown again on the 17th of January 2016 aboard the TEXUS 53 sounding rocket under the name FOKUS Re-Flight together with KALEXUS. FOKUS Re-Flight, shown in Fig. 1(b), was updated from FOKUS to a system based on modulation transfer spectroscopy (MTS) using a fiber-pigtailed phase modulator. The KALEXUS mission featured two micro-integrated extended cavity diode lasers (ECDL) [28] operating at 767 nm that were alternately offset-locked to each other and stabilized to potassium using FMS. This way, redundancy and autonomy concepts for future space missions were demonstrated [11]. The successful FOKUS and KALEXUS missions constitute important qualification steps for the MAIUS mission and towards its follow on missions MAIUS II and III aiming at dual species atom interferometry with Rb and K in space as well as planned satellite missions.

JOKARUS is based on the laser system heritage of these successful sounding rocket missions and is planned to operate on a sounding rocket mission end of 2017. The next section describes the JOKARUS system design and the estimated performance in context of laser interferometric ranging missions.

3 JOKARUS Payload—System Design

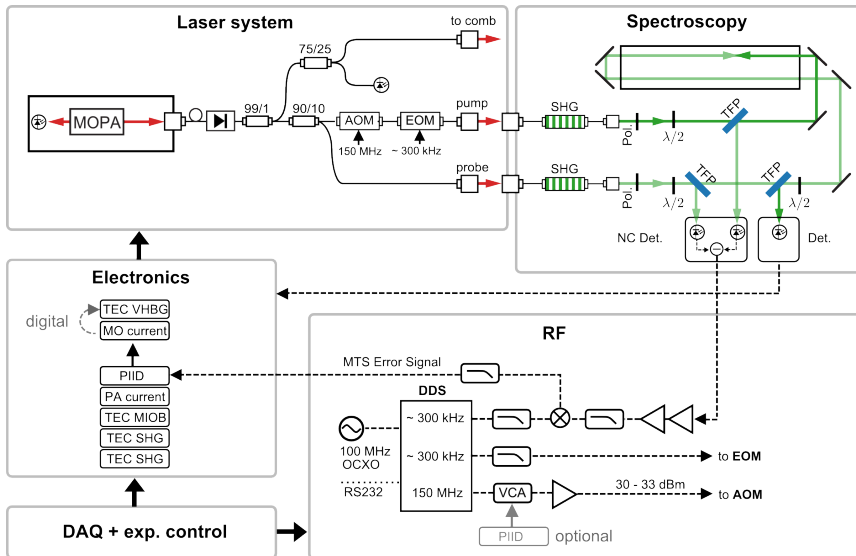


Fig. 2 Scheme of the JOKARUS payload including the laser system, spectroscopy and RF, electronics and experiment control. See text for details.

The JOKARUS payload, schematically shown in Fig. 2, features a laser system based on a ECDL with an integrated optical amplifier operating at 1064 nm, a spectroscopy module including the quasi-monolithic setup for modulation transfer spectroscopy of molecular iodine and two periodically poled lithium niobate (PPLN) waveguide modules for second harmonic generation (SHG), as well as RF and control electronics for frequency stabilizing the ECDL laser to the spectroscopy setup. The individual subsystems are presented in the following sections.

3.1 Laser System

The laser system is housed in a module as shown in Fig. 3 a) and includes the laser, an electro-optic modulator (EOM) and an acousto-optic modulator (AOM) for preparation of the spectroscopy beams. The laser is a micro-integrated master-oscillator-power-amplifier-module (MOPA) developed and assembled by the Ferdinand-Braun-Institut (FBH), see Fig. 3 b). The MOPA consists of a narrow-linewidth ECDL master oscillator operating at 1064 nm and a high-power power amplifier. A previous generation of the laser module is described in [28] and details on the performance of the laser module and the technology applied for its integration will be given elsewhere [29]. The ECDL master oscillator provides an emission linewidth of less than 50 kHz (1 ms, FWHM) and allows for high bandwidth frequency control via control of the injection current. The laser module provides a fiber-coupled optical power of 500 mW at an injection current of 1500 mA. This module was subject to a vibration qualification according to the requirements of the TEXUS program (8.8 g_{rms}), while similar laser modules of previous generations even passed 29 g_{rms} and 1500 g pyroshock tests [28].

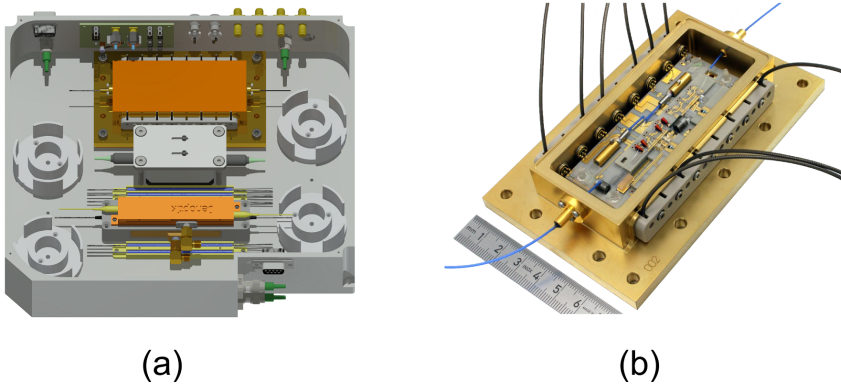


Fig. 3 (a) CAD drawing of the JOKARUS laser system module (Laser system in Fig. 2). From top to bottom: ECDL, optical isolator, EOM and AOM. The dimensions are 290 mm \times 225 mm \times 58 mm with a total mass of 3.5 kg. (b) A photograph of the assembled JOKARUS ECDL with dimensions of 128 mm \times 78 mm \times 23 mm and a total mass of 760 g.

In the laser system, see Fig. 2, the MOPA is followed by an optical isolator (*Thorlabs*) and a 99:1 fiber splitter, where few mW are separated from the main beam for frequency measurements with the frequency comb that is part of another payload aboard the TEXUS 54 mission. A second fiber splitter divides the main beam into pump and probe beam for modulation transfer spectroscopy (MTS). The probe beam is connected to a fiber-coupled PPLN wave guide module (*NTT Electronics*) for second harmonic generation. The pump beam is frequency shifted by 150 MHz using a fiber-coupled AOM (*Gooch & Housego*) to shift spurious interference between pump and probe beam outside the detection bandwidth of the MTS signal. The frequency-shifted beam is then phase-modulated at ≈ 300 kHz by a fiber-coupled EOM (*Jenoptik*) and will later also be frequency-doubled by a second SHG module. Taking nominal losses of the components, splice connections and the conversion efficiency of the SHG modules into account, we expect an optical power of 10 mW and 3 mW for the pump and probe beam at 532 nm, respectively, which is sufficient for saturation spectroscopy. The power of the pump beam can be stabilized by using a voltage controlled attenuator (VCA) and a feedback loop (see Fig. 2). Several fiber taps are used for power monitoring at various positions in the laser system during flight. The pump and probe beam are finally guided from the laser module to the spectroscopy module by polarization maintaining fibers at 1064 nm and mating sleeves connectors.

All components of the laser system were qualified at a random vibration level of $8.8 g_{\text{rms}}$ (hard-mounted) to ensure their integrity after the boost phase of the rocket launch.

3.2 Spectroscopy Module

The spectroscopy setup is housed in a separate module as shown in Fig. 4 together with the SHG modules (cf. Fig. 2). It is based on previous iterations of an iodine reference for deployment in space missions, developed at ZARM Bremen, DLR Bremen and the Humboldt-Universität zu Berlin [9]. The optical setup is realized using a special assembly integration technique [30], where the optical components are bonded directly on a base plate made from fused silica with a footprint of $246 \text{ mm} \times 145 \text{ mm}$ resulting in a quasi-monolithic, mechanically and thermally stable spectroscopy setup as shown in Fig. 4 (b). An iodine setup using this assembly technique was subjected to environmental tests including vibrational loads up to $29 g_{\text{rms}}$ and thermal cycling from -20°C to 60°C [25].

In the JOKARUS MTS setup, the pump beam is launched from a fiber collimator (*Schäfter + Kirchhoff*) with a beam diameter of 2 mm and is guided twice through an iodine cell with a length of 15 cm, resulting in an absorption length of 30 cm. Behind the cell, the pump beam is reflected at a thin film polarizer (TFP) and focused on a photo detector for optional power stabilization. The probe beam is launched with the same beam diameter




Fig. 4 (a) CAD drawing of the JOKARUS spectroscopy module (Spectroscopy in Fig. 2). The two SHG modules are located at the top. The dimensions are 290 mm \times 225 mm \times 78 mm with a total mass of 6 kg. (b) Photograph of the assembled JOKARUS spectroscopy setup.

and is split using a TFP into a probe and a reference beam for balanced detection using a noise-canceling detector adapted from [31], as shown in Fig. 2. The iodine cell is provided by the Institute of Scientific Instruments of the Academy of Sciences of the Czech Republic (ISI) in Brno, filled with an unsaturated vapor pressure of ≈ 1 Pa [32].

3.3 Electronics

The electronic system for JOKARUS is segmented in 3 functional units. First, the RF electronics for the optic modulators shown in Fig. 2. It is based on a direct digital synthesizer (DDS9m, *Novatech Instruments*), referenced to an oven-controlled crystal oscillator. The DDS provides a 150 MHz signal for the AOM and two signals for phase modulation of the pump beam via the EOM and analog demodulation of the MTS signal. Second, a stack of compact electronic cards by *Menlo Systems* based on the FOKUS flight electronics [12] are used for temperature control of the SHG modules and the diode laser, as current source for the ECDL-MOPA and for realizing the feedback control for laser frequency stabilization. The cards are controlled by an ARM based embedded system via a CAN interface, also providing an interface to higher level data acquisition. The third unit contains a 16-bit DAQ card that is used for data acquisition and the x86-based flight computer (*exone IT*). It runs the experiment control software that provides coarse tuning of the laser frequency, identification of the fine transition R(56)32-0 as well as invoking and controlling a PID feedback control for frequency stabilization to the selected hyperfine transition.

3.4 Payload Assembly

The subsystems presented above are integrated in individual housings made from aluminum that share a common frame as a support structure shown in Fig. 5. A water-cooled heat sink is integrated into the base frame for temperature control until liftoff. During flight, we expect an average temperature increase of about 3 K throughout the mechanical structure, based on nominal power consumption of 100 W. The optical fiber connection between the laser and spectroscopy units are realized via mating sleeves. The total payload has a dimension of 345 mm \times 270 mm \times 350 mm and a total mass of 25 kg, which allows for integration into the TEXUS sounding rocket format.




Fig. 5 CAD drawing of the JOKARUS payload. The payload dimensions are 345 mm \times 270 mm \times 350 mm with a total mass of 25 kg and a power consumption of 100 W.

We estimated the performance of the JOKARUS system in terms of amplitude spectral density (ASD) of frequency noise in comparison to the frequency stability of an iodine reference developed, characterized and reported previously [9, 25], called elegant breadboard model (EBB). The frequency noise achieved with the EBB is shown in Fig. 6 (green graph) together with the frequency noise of the free-running Nd:YAG laser (blue graph) used in this setup. The EBB fulfills the requirement on the frequency noise of planned space missions like LISA and NGGM. For the JOKARUS instrument we expect to achieve a frequency noise on a level of 10 Hz/Hz^{1/2} (red dashed graph) which corresponds to a fractional frequency instability of $2.4 \times 10^{-14}/\sqrt{\tau}$. The performance was estimated from the frequency noise of the free-running ECDL (orange graph) using a control bandwidth of ≈ 100 kHz and taking into account a factor of three shorter absorption length in JOKARUS compared to the EBB. We therefore expect the JOKARUS instrument to fulfill the requirements on the frequency noise of space missions like LISA and NGGM.

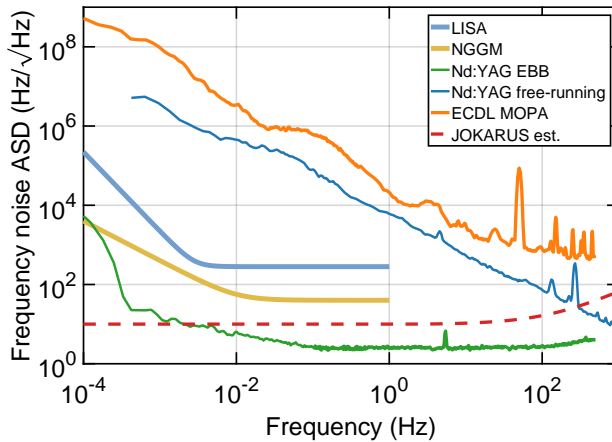


Fig. 6 Estimated frequency stability of JOKARUS in comparison to another iodine frequency reference (EBB) using an Nd:YAG laser. Frequency noise of the free-running Nd:YAG laser (blue) is suppressed by frequency stabilization to the EBB resulting in frequency noise depicted in green. The frequency noise of the ECDL is expected to be reduced to the frequency noise indicated by the red dashed line when locked to the JOKARUS spectroscopy module. The requirements on the laser frequency noise for missions like LISA and NGGM are shown in blue and yellow, respectively.

4 Conclusion

We presented the design of an absolute optical frequency reference developed as a payload for a sounding rocket mission and a potential candidate for space applications that require frequency-stable laser systems at 1064 nm. The payload will be part of a sounding rocket mission planned for a launch end of 2017, where the optical frequency of the JOKARUS frequency reference will be compared to an optical frequency comb during a 6 min space flight. JOKARUS will demonstrate autonomous operation of an absolute optical frequency reference whose performance is expected to meet the requirement on the frequency noise of laser systems for future space missions such as LISA or NGGM.

The assembly integration technology used for the iodine spectroscopy setup is a very promising technology for realization of compact and ruggedized space optical systems. Future space missions such as NGGM, LISA or MAQRO [33] can benefit from this technology heritage.

As demonstrated with the FOKUS and KALEXUS missions operating laser frequency references at 780 nm and 767 nm, respectively, this project further shows the versatility of the micro-integrated diode laser technology for the realization of compact and efficient laser systems for applications in the field. Future space missions using laser or atom interferometry or

the development of space optical clocks may benefit from this technology heritage and its first applications in space missions.

Authors contributions

VS conceived and designed the payload and authored this manuscript. KD conceived the conception and design of the laser system and spectroscopy setup, estimated system performance and authored this manuscript. FBG conceived the experiment control concept. MO, TS and CB conceived and designed the iodine spectroscopy setup. ML and RH conceived and designed the electronics. AB and CK contributed to the concept of the laser module. MK and AP conceived the payload. All authors revised this manuscript.

Acknowledgments

The authors thank Ulrich Johann and Alexander Sell from Airbus DS (Friedrichshafen) for support within the Laboratory of Enabling Technologies where the iodine spectroscopy unit was integrated. This work is supported by the German Space Agency DLR with funds provided by the Federal Ministry for Economic Affairs and Energy under grant numbers DLR 50WM 1646, 50 WM 1141, 50 WM 1545.

References

1. Aguilera DN, Ahlers H, Battelier B, Bawamia A, Bertoldi A, Bondarescu R, et al. STE-QUEST test of the universality of free fall using cold atom interferometry. *Class Quantum Gravity*. 2014 jun;31(11):115010.
2. D’Incao J, Krutzik M, Elliott E, Williams J. Enhanced association and dissociation of heteronuclear Feshbach molecules in a microgravity environment. *Physical Review A*. 2017;.
3. CAL project webpage;. Accessed: 2016-12-30. <http://coldatomlab.jpl.nasa.gov/>.
4. Tino GM, Sorrentino F, Aguilera D, Battelier B, Bertoldi A, Bodart Q, et al. Precision Gravity Tests with Atom Interferometry in Space. *Nuclear Physics B - Proceedings Supplements*. 2013;243:203 – 217.
5. Williams J, Chiow SW, Yu N, Müller H. Quantum test of the equivalence principle and space-time aboard the International Space Station. *New J Phys*. 2016;(18).
6. Stamminger A, Ettl J, Grosse J, Hörschgen-Eggers M, Jung W, Kallenbach A, et al. MAIUS-1 - Vehicle, Subsystems Design and Mission Operations. In: *Proc. 22nd ESA Symp. Eur. Rocket Balloon Program. Relat. Res.*. vol. SP-730. ESA Communications; 2015. p. 183–190.
7. Vitale S. Space-borne gravitational wave observatories. *General Relativity and Gravitation*. 2014;46(5):1730.

8. Kawamura S, Ando M, Nakamura T, Tsubono K, Tanaka T, Funaki I, et al. The Japanese space gravitational wave antenna - DECIGO. *Journal of Physics: Conference Series*. 2008;122:012006.
9. Schuldt T, Döringshoff K, Kovalchuk EV, Keetman A, Pahl J, Peters A, et al. Development of a compact optical absolute frequency reference for space with 10^{-15} instability. *Appl Opt*. 2017 Feb;56(4):1101–1106.
10. Schkolnik V, Hellmig O, Wenzlawski A, Grosse J, Kohfeldt A, Döringshoff K, et al. A compact and robust diode laser system for atom interferometry on a sounding rocket. *Applied Physics B*. 2016;122(8):217.
11. Dinkelaker AN, Schiemangk M, Schkolnik V, Kenyon A, Krutzik M, Peters A. KALEXUS - a Potassium Laser System with Autonomous Frequency Stabilization on a Sounding Rocket. In: *Frontiers in Optics 2016*. Optical Society of America; 2016. p. FF1H.1.
12. Lezius M, Wilken T, Deutsch C, Giunta M, Mandel O, Thaller A, et al. Space-borne frequency comb metrology. *Optica*. 2016 Dec;3(12):1381–1387.
13. Lévêque T, Faure B, Esnault FX, Delaroche C, Massonnet D, Grosjean O, et al. PHARAO laser source flight model: Design and performances. *Review of Scientific Instruments*. 2015;86(3):033104.
14. Lévêque T, Antoni-Micollier L, Faure B, Berthon J. A laser setup for rubidium cooling dedicated to space applications. *Applied Physics B*. 2014;116(4):997–1004.
15. Laurent P, Massonnet D, Cacciapuoti L, Salomon C. The ACES/PHARAO space mission. *Comptes Rendus Physique*. 2015;16(5):540 – 552. The measurement of time / La mesure du temps.
16. Świerad D, Häfner S, Vogt S, Venon B, Holleville D, Bize S, et al. Ultra-stable clock laser system development towards space applications. *Scientific Reports*. 2016 sep;6:33973.
17. Grosse J, Seidel S, Krutzik M, Scharringhausen M, van Zoest T. Thermal and mechanical design of the MAIUS atom interferometer sounding rocket payload. In: *AIAA SPACE 2014 Conference and Exposition, SPACE Conferences and Exposition*. ESA Communications; 2014. .
18. Jun Ye, Robertsson L, Picard S, Long-Sheng Ma, Hall JL. Absolute frequency atlas of molecular I_2 lines at 532 nm. *IEEE Transactions on Instrumentation and Measurement*. 1999 apr;48(2):544–549.
19. Nevsky AY, Holzwarth R, Reichert J, Udem T, Hänsch TW, Zanthier Jv, et al. Frequency comparison and absolute frequency measurement of I_2 -stabilized lasers at 532 nm. *Optics Communications*. 2001 jun;192(3-6):263–272.
20. Eickhoff ML, Hall JL. Optical frequency standard at 532 nm. *IEEE Transactions on Instrumentation and Measurement*. 1995 apr;44(2):155–158.
21. Hong FL, Ishikawa J, Zhi-Yi Bi, Jing Zhang, Seta K, Onae A, et al. Portable I_2 -stabilized Nd:YAG laser for international comparisons. *IEEE Transactions on Instrumentation and Measurement*. 2001 apr;50(2):486–489.
22. Musha M, Nakagawa K, Ueda Ki. Developments of a space-borne stabilized laser for DECIGO and DPF. *International Conference on Space Optical Systems and Applications*. 2012;12:10–12.
23. Leonhardt V, Camp JB. Space interferometry application of laser frequency stabilization with molecular iodine. *Applied Optics*. 2006;45(17):4142.
24. Argence B, Halloin H, Jeannin O, Prat P, Turazza O, de Vismes E, et al. Molecular laser stabilization at low frequencies for the LISA mission. *Physical Review D*. 2010 apr;81(8):1–8.

25. Schuldt T, Döringshoff K, Milke A, Sanjuan J, Gohlke M, Kovalchuk EV, et al. High-Performance Optical Frequency References for Space. *Journal of Physics: Conference Series*. 2016;723(1):012047.
26. Duncker H, Hellmig O, Wenzlawski A, Grote A, Rafipoor AJ, Rafipoor M, et al. Ultrastable, Zerodur-based optical benches for quantum gas experiments. *Appl Opt*. 2014 Jul;53(20):4468–4474.
27. Schiemangk M, Lampmann K, Dinkelaker A, Kohfeldt A, Krutzik M, Kürbis C, et al. High-power, micro-integrated diode laser modules at 767 and 780 nm for portable quantum gas experiments. *Applied optics*. 2015 Jun;54(17):5332–8.
28. Luvsandamdin E, Kürbis C, Schiemangk M, Sahm A, Wicht A, Peters A, et al. Micro-integrated extended cavity diode lasers for precision potassium spectroscopy in space. *Opt Express*. 2014 Apr;22(7):7790–7798.
29. Kürbis C, et al. Extended cavity diode laser master-oscillator-power-amplifier for precision iodine spectroscopy in space. in preparation. 2017;.
30. Ressel S, Gohlke M, Rauen D, Schuldt T, Kronast W, Mescheder U, et al. Ultrastable assembly and integration technology for ground- and space-based optical systems. *Appl Opt*. 2010;49(22):4296–4303.
31. Hobbs PC. Ultrasensitive laser measurements without tears. *Applied optics*. 1997 Feb;36(4):903–20.
32. Hrabina J, Šarbort M, Acef O, Burck FD, Chiodo N, Holá M, et al. Spectral properties of molecular iodine in absorption cells filled to specified saturation pressure. *Applied Optics*. 2014 nov;53(31):7435.
33. Kaltenbaek R, Aspelmeyer M, Barker PF, Bassi A, Bateman J, Bongs K, et al. Macroscopic Quantum Resonators (MAQRO): 2015 update. *EPJ Quantum Technology*. 2016;3(1):5.