

T-bulge single photon quantum router with three level system

Lin Liu

Received: date / Accepted: date

Abstract This paper considers the transmission characteristics of incidenting from an infinte coupled-resonator waveguide (CRW) or a semi-infinite CRW, respectively. The Nth cavity of a semi-infinite CRW intersecting with an infinite CRW and a cascade three level system(CTLS) form a T-bulge structure. Due to symmetry breaking boundary, the maximum of transfer rate would reach unity when light incidenting from the semi-infinite CRW, while reach 0.5 for infinite CRW case. The position of the intersection have effect on the location of the extreme point of the transmission coefficients changing with couple strength. 4D figures are used to illustrate the transmission characteristics, which is more visable.

Keywords single photon · quantum router · coupled-resonator waveguides · transmission characteristics

1 Introduction

Quantum networks composed of many nodes and channels, have many application in quantum communication. Quantum router, which acting as key component of quantum networks, can be achieved by the optical interactions of single photons and atoms, allowing the distribution of entanglement across the network [1]. Measurement-device-independent quantum key can distribute over a 404 km optical fiber [2]. The coupling strength can be increased at frequencies near resonances in free space. The employment of a cavity can enhance the coupling strength further [?,4].

Lin Liu

Key Laboratory of Low-Dimensional Quantum Structures and Quantum Control of Ministry of Education, and Department of Physics, Hunan Normal University, Changsha 410081, China

North China Institute of Aerospace Engineering, Langfang 065000, China

E-mail: liulin@hunnu.edu.cn

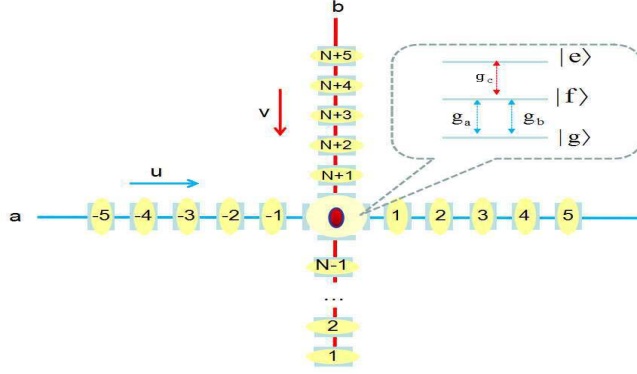


Fig. 1 Schematic view of quantum routing of single photons in two channels made of the N th cavity of a semi-infinite CRW intersecting with an infinite CRW. The CTLS is characterized by $|g\rangle$, $|f\rangle$, $|e\rangle$, being placed at the cross point $u = 0$ and $v = N$. CRW-a (-b) couples to the CTLS through the transition $|g\rangle \leftrightarrow |e\rangle$ with strength g_a (g_b), transition $|e\rangle \leftrightarrow |f\rangle$ with strength g_c . There is no interaction between the $u = 0$ and $v = N$ cavities.

Zhou *et al* have made good jobs on quantum router, utilising a controllable two-level system as a quantum switch for the coherent transport of a single photon [6], a cyclic three-level system embedded in the junction of two infinite CRWs forming an X-type quantum router [5], changing the cyclic type into a new type with an inversion center [?]. Then make alter both in the atom and the CRWs' structure, a two-level system (TLS) in a T-shaped waveguide made of an infinite CRW and a semi-infinite CRW [7].

Now, changing into a CTLS couple with two CRWs, the N th cavity of a semi-infinite CRW intersecting with an infinite CRW, let we see what happens to the transmission characteristics of incidenting from each CRW.

This paper is organized as follows: In Sec. 2, the model used in this paper is introduced. In Sec. 3 and Sec. 4, the single-photon scattering process is studied for waves incident from different CRWs. Finally, we conclude with a brief summary of the results.

2 The model

As shown in Fig. 1, coupled resonators on the blue (red) line construct the infinite (semi-infinite) CRW, which is called CRW-a (-b) hereafter. And the N th cavity of a semi-infinite CRW intersects with an infinite CRW. The CTLS is situated in the node, which is the cross point of the two CRWs.

Hamilton of CTLS is below

$$\widehat{H}_T = \omega_e |e\rangle \langle e| + \omega_f |f\rangle \langle f|, \quad (1)$$

the CTLS's transition frequency of $|g\rangle \leftrightarrow |f\rangle$ ($|f\rangle \leftrightarrow |e\rangle$) is ω_f (ω_e). Single photon hops among cavities nearby, which lead to photon propagating along

the single-mode cavities of the waveguides. Using tight-binding model, the two CRWs are described by the Hamiltonian

$$\widehat{H}_C = \sum_{u=-\infty}^{+\infty} [\omega_a a_u^\dagger a_u - \xi_a (a_u^\dagger a_{u+1} + a_{u+1}^\dagger a_u)] + \sum_{v=1}^{+\infty} [\omega_b b_v^\dagger b_v - \xi_b (b_v^\dagger b_{v+1} + b_{v+1}^\dagger b_v)] + \omega_c c^\dagger c \quad (2)$$

Hamiltonian of interaction between atom and two CRWs is

$$\widehat{H}_I = |f\rangle \langle g| (g_a a_0 + g_b b_N) + |g\rangle \langle f| (g_a a_0^\dagger + g_b b_N^\dagger) + |e\rangle \langle f| g_c c + |f\rangle \langle e| g_c c^\dagger \quad (3)$$

The system \widehat{H} consist of the two CRWs \widehat{H}_C , the CTLS \widehat{H}_T , and the interaction between atom and two CRWs \widehat{H}_I . $\widehat{H} = \widehat{H}_C + \widehat{H}_T + \widehat{H}_I$. In single excitation subspace, eigenstate of the full hamiltonian is

$$|E\rangle = \left(\sum_{u=-\infty}^{+\infty} U_u^a a_u + \sum_{v=1}^{+\infty} U_v^b b_v \right) |g, 0_a, 0_b, 1_c\rangle + U_f |f, 0_a, 0_b, 1_c\rangle + U_e |e, 0_a, 0_b, 0_c\rangle \quad (4)$$

Fock states of CRW-a(-b) and c mode are $|0_a, 1_a, 0_b, 1_b, 0_c, 1_c\rangle$. The Schrödinger Equation $\widehat{H} |E\rangle = E |E\rangle$ gives rise to a series of coupled stationary equations for all amplitudes, which is the discrete scattering equation for the single-photon propagation in the T-shaped waveguide

$$\sum_{u=-\infty}^{+\infty} (E - \omega_a - \omega_c) U_u^a = \sum_{u=-\infty}^{+\infty} [-\xi_a (U_{u-1}^a + U_{u+1}^a) + \delta_{u,0} (V_a U_0^a + G U_N^b)] \quad (5)$$

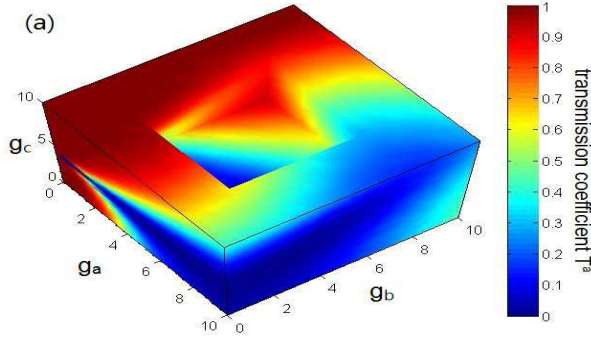
$$\sum_{v=1}^{+\infty} (E - \omega_b - \omega_c) U_v^b = \sum_{v=1}^{+\infty} [-\xi_b (U_{v-1}^b + U_{v+1}^b) + \delta_{v,N} (V_b U_N^b + G U_0^a)], \quad (6)$$

where $G \equiv g_a g_b \delta_e / [\delta_e (E - \omega_f - \omega_c) - g_c^2]$, $V_{j=a,b} \equiv g_j^2 \delta_e / [\delta_e (E - \omega_f - \omega_c) - g_c^2]$, the detuning between the incident photon frequency and atom transition frequency being $\delta_e \equiv E - \omega_e$.

2.1 Single photons incident from the infinite CRW-a

When the single photons incident from the CRW-a, then CRW-a contains incident light, reflected light and transmitted light, and maybe existing transfer light in CRW-b both upwords and downwords. The CTLS absorbs the photon with wavenumber k incident along the u axis onto the T-bulge shaped waveguide, transitting the CTLS from its ground state to its excited state. Since the excited state is coupled to the continua of states, the excited CTLS will emit a photon spontaneously into the propagating state of either CRW-a or CRW-b. For symmetry breaking, the wave functions between the first site and the junction of the two CRWs have standing wave form depending on N .

$$U_u^a = \begin{cases} e^{ik_a u} + r e^{-ik_a u}, & u < 0; \\ t e^{ik_a u}, & u \geq 0. \end{cases} \quad (7)$$



$$U_v^b = \begin{cases} t^b e^{ik_b v}, & v \in N; \\ A \sin(k_b N), & v=1,2,3,\dots,N. \end{cases} \quad (8)$$

The dispersion relations in the two CRWs are $E = \omega_c + \omega_d - 2\xi_d \cos k_d, d = a, b$. Using continue condition, the transmission, reflection and transfer amplitude can be obtained as below, with group velocity $v_d = 2\xi_d \sin k_d, d = a, b$. Nondimensionalize the the propagating amplitude(in case of $g_a, g_b, v_a, \delta_e \neq 0$). In this form, the effect of N is clearer.

$$t^b = \frac{2i \sin k_b N}{\frac{g_a v_b}{g_b v_a} - 2 \frac{g_b}{g_a} e^{ik_b N} i \sin k_b N + i \left[\frac{g_c^2}{\delta_e^2} - (E - \omega_s - \omega_c) \right] \frac{v_b}{g_a g_b}}, \quad (9)$$

$$t = - \frac{i \left[\frac{g_c^2}{\delta_e^2} - (E - \omega_s - \omega_c) \right] \frac{v_a}{g_a g_b} - 2 \frac{g_b}{g_a} e^{ik_b N} i \sin k_b N}{\frac{g_a v_b}{g_b v_a} - 2 \frac{g_b}{g_a} e^{ik_b N} i \sin k_b N + i \left[\frac{g_c^2}{\delta_e^2} - (E - \omega_s - \omega_c) \right] \frac{v_b}{g_a g_b}}, \quad (10)$$

$$r = - \frac{\frac{g_a v_b}{g_b v_a}}{\frac{g_a v_b}{g_b v_a} - 2 \frac{g_b}{g_a} e^{ik_b N} i \sin k_b N + i \left[\frac{g_c^2}{\delta_e^2} - (E - \omega_s - \omega_c) \right] \frac{v_b}{g_a g_b}}, \quad (11)$$

The transmission coefficients are modulus square of the transmission amplitude, $T_b^a = |t^b|^2, T^a = |t|^2, R^a = |r|^2$. The total possibility is conserved ($T_b^a + T^a + R^a = 1$).

Fig2 shows the propagation coefficients change with couple strength g_a, g_b, g_c . The centre of the 4D picture has a cuboid margin so that it's convenient to see the inner side. When g_a is small, T^a is tend to be one with less effect of g_b and g_c , while T_b^a and R^a is tending to be zero. When g_b is small, g_a is between ξ_0 and $6\xi_0$, T^a first decreases and then increases when g_c increases, while R^a is vice versa.

2.2 Single photons incident from the semi-infinite CRW-b

The single photons is launched into the semi-infinite CRW-b. When the traveling photon arrives at the node of the T bulge node, it is either absorbed by

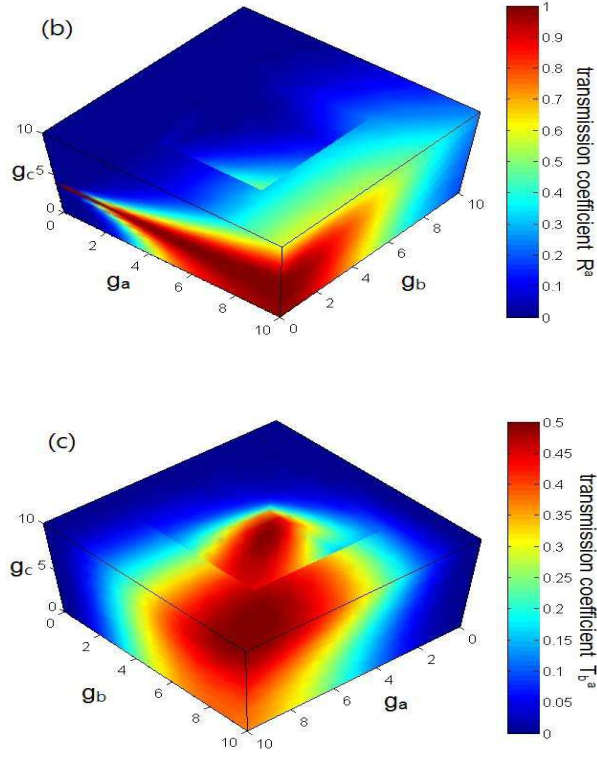


Fig. 2 In (a) and (b), x axis being g_a , y axis being g_b , but in (c) x axis being g_b , y axis being g_a , z axis being g_c in all the three figures, the color shows the value gradual change from zero to one. (a),(b) and (c) shows T^a, R^a, T_b^a , respectively. Assume $\omega_a = \omega_b = \sqrt{2}$; $\omega_c = \omega_f = 3\sqrt{2}$; $\omega_e = 4\sqrt{2}$; $\xi_a = \xi_b = 2\xi_0$; $k_a = k_b = \pi/4$; $N = 3$. All the parameters are in units of ξ_0 .

the CTLS or stored in the N-1 FP cavities (reflected by the boundary when $N = 1$). The probability amplitudes in the CRW-a and CRW-b are given by

$$U_u^a = \begin{cases} t_l^a e^{-ik_a u}, & u \leq 0; \\ t_r^a e^{ik_a u}, & u \geq 0. \end{cases} \quad (12)$$

$$U_v^b = \begin{cases} e^{-ik_b v} + r^b e^{ik_b v}, & v \leq N; \\ A \sin(k_b N), & v = 1, 2, 3, \dots, N. \end{cases} \quad (13)$$

Using continue condition, obtaining $t_l^a = t_r^a \equiv t^a$, the reflection and transfer amplitude can be obtained as below

$$r^b = -\frac{\frac{g_a v_b}{g_b v_a} - 2i \frac{g_b}{g_a} e^{-ik_b N} \sin k_b N + i \left[\frac{g_c^2}{\delta_e} - (E - \omega_s - \omega_c) \right] \frac{v_b}{g_a g_b}}{\frac{g_a v_b}{g_b v_a} - 2i \frac{g_b}{g_a} e^{ik_b N} \sin k_b N + i \left[\frac{g_c^2}{\delta_e} - (E - \omega_s - \omega_c) \right] \frac{v_b}{g_a g_b}}, \quad (14)$$

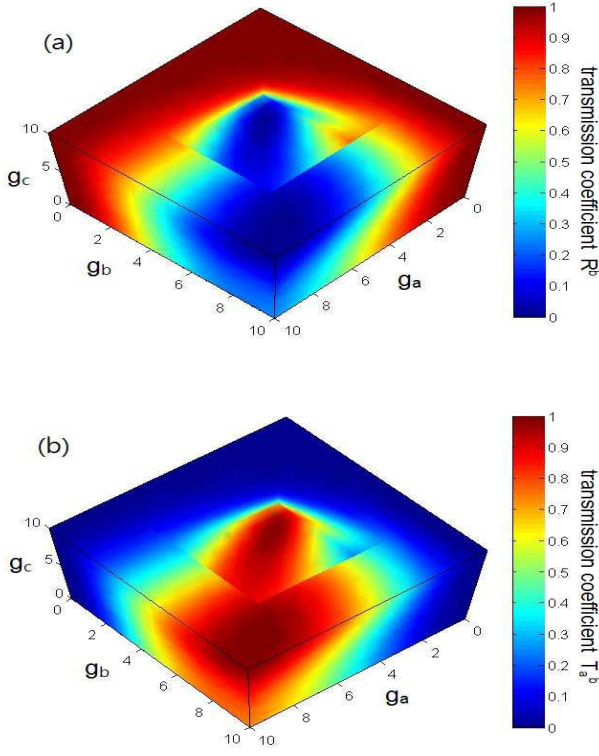


Fig. 3 b1(b2), x axis being g_b , y axis being g_a , z axis being g_c , the two figures shows R^b and T_a^b change with g_a g_b g_c . The parameters are the same as Fig 2.

$$t^a = \frac{2i \frac{v_b}{v_a} \sin k_b N}{\frac{g_a v_b}{g_b v_a} - 2i \frac{g_b}{g_a} e^{ik_b N} \sin k_b N + i \left[\frac{g_c^2}{\delta_e} - (E - \omega_s - \omega_c) \right] \frac{v_b}{g_a g_b}} \quad (15)$$

The photons incidenting from CRW-b go left and right into CRW-a with same possibilities. It's can be verified that possibility is conserved $R^b + T_a^b = 1$, $R^b = |r^b|^2$, $T_a^b = 2|t^a|^2$.

From Fig.3, R^b tend to be small when g_a g_b and g_c to be large. But when g_a and g_b are small, R^b is large no matter g_c is large or small. T_a^b is vice versa for the reason that $T_a^b = 1 - R^b$.

3 Discussion and conclusion

The effect of parameter g_a g_b g_c N on the transmission coefficients of incidenting from infinte CRW-a as well as semi-infinite CRW-b are considered in this paper. When light incident from CRW-a-b, the maximum of T_b^a (T_a^b) would be 0.5 (1). This can be predicted for the symmetry breaking boundary. The cavity number N in the junction of the two CRWs have effect on the location

of the extreme point of the curve between the transmission coefficients and couple strength.

Acknowledgements This work is supported by the National Fundamental Research Program of China (the 973 Program) under Grant No. 2012CB922103 and the National Natural Science Foundation of China under Grants No. 11374095, No. 11422540, No. 11434011, No. 11575058.

References

1. H.J. Kimble, The quantum internet, *Nature (London)* **453**, 1023-1030 (2008).
2. Hua-Lei Yin et al, Measurement-Device-Independent Quantum Key Distribution Over a 404 km Optical Fiber, *PRL* **117**, 190501 (2016)
3. Daniel Oblak et al, Quantum-noise-limited interferometric measurement of atomic noise: Towards spin squeezing on the Cs clock transition *Phys. Rev. A* **71**, 043807 (2005)
4. K. Hammerer et al, Teleporting a rotation on remote photons, *Phys. Rev. A* **70**, 044304 (2004)
5. L. Zhou, L.P. Yang, Y. Li, and C.P. Sun, Quantum routing of single photons with a cyclic three-level system, *Phys. Rev. Lett.* **111**, 103604 (2013).
6. L. Zhou, Z.R. Gong, Y.-x. Liu, C.P. Sun, and F. Nori, Controllable scattering of a single photon inside a one-dimensional resonator waveguide, *Phys. Rev. Lett.* **101**, 100501 (2008).
7. J. Lu, Z. H. Wang, and L. Zhou, T-shaped single-photon router, *Opt.Exp.* **23**, 22955 (2015).
8. J. Lu, L. Zhou, L.M. Kuang, and F. Nori, Single-photon router: Coherent control of multichannel scattering for single photons with quantum interferences, *Phys. Rev. A* **89**, 013805 (2014).