

A generalization of crossing families

Patrick Schnider

Abstract

For a set of points in the plane, a *crossing family* is a set of line segments, each joining two of the points, such that any two line segments cross. We investigate the following generalization of crossing families: a *spoke set* is a set of lines drawn through a point set such that each unbounded region of the induced line arrangement contains at least one point of the point set. We show that every point set has a spoke set of size $\sqrt{\frac{n}{8}}$. We also characterize the matchings obtained by selecting exactly one point in each unbounded region and connecting every such point to the point in the antipodal unbounded region.

1 Introduction

Let \mathcal{P} be a finite point set in general position (i.e. no three points on a line). A *crossing family* is a set of line segments, each joining two of the points, such that any two line segments cross (i.e. intersect in their interior). Crossing families were introduced by Aronov et al. [1], who have shown that any set of n points in general position has a crossing family of size $\sqrt{\frac{n}{12}}$. Since then, there have been several results about crossing families [3, 4], but even though it is conjectured that any point set in general position has a crossing family of linear size, the bound of Aronov et al. is still the best known result.

A point set \mathcal{A} *avoids* a point set \mathcal{B} if no line through two points in \mathcal{A} intersects the convex hull of \mathcal{B} . If \mathcal{B} also avoids \mathcal{A} , the two sets are called *mutually avoiding*. The bound in [1] on the size of the largest crossing family is proven in two steps: first it is shown that two mutually avoiding sets \mathcal{A} and \mathcal{B} , each of size k , induce a crossing family of size k . Then it is shown that every set of n points in general position contains two mutually avoiding sets of size $\sqrt{\frac{n}{12}}$. In this paper we will follow the same approach, but for a generalization of crossing families.

Bose et al. [2] have introduced the following generalization of crossing families: A *spoke set of size k* for \mathcal{P} is a set \mathcal{S} of k pairwise non-parallel lines such that in each unbounded region of the arrangement defined by the lines in \mathcal{S} there lies at least one point of \mathcal{P} . Note that it is easy to obtain a spoke set from a crossing family by slightly rotating the supporting lines of the line segments in the crossing family. Then each endpoint of a line segment in the crossing family lies in a different unbounded region. We will show that every set of n points in general position contains a spoke set of size $\sqrt{\frac{n}{8}}$. To this end, we first translate the notion of spoke sets to the dual setting in Section 2. In Section 3 we then use the dual version to construct large spoke sets for the union of two point sets \mathcal{A} and \mathcal{B} , where \mathcal{A} avoids \mathcal{B} and \mathcal{A} and \mathcal{B} can be separated by a line. Finally, we show that every point set contains such point sets \mathcal{A} and \mathcal{B} and give bounds on their sizes.

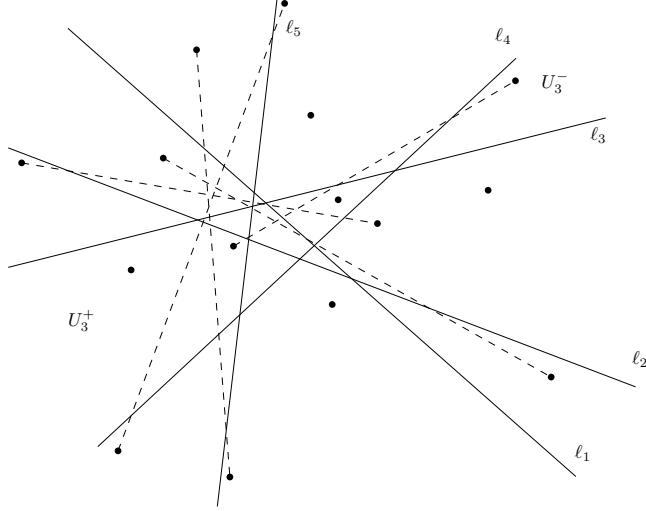


Figure 1: A spoke set and a spoke matching (dashed).

The motivation for the introduction of spoke sets in [2] is the fact that with a spoke set of size k for \mathcal{P} , one can construct a covering of the edge set of the complete geometric graph drawn on \mathcal{P} with $n - k$ crossing-free spanning trees. The result in this paper thus also improves the previous upper bound of $n - \sqrt{\frac{n}{12}}$ for this problem. However, the original question from [2], whether there is always a spoke set of linear size, remains open.

Another interesting question is whether it is always possible to find a crossing family of size linear in the size of the largest spoke set. Theorem 2 is a first step in this direction as it characterizes the matchings obtained from spoke sets and shows that even though they might not all be crossing families, they still satisfy a number of conditions.

For space reasons, we will not be able to give all proofs. Instead, we refer the interested reader to the appendix.

Preliminaries

Let \mathcal{S} be a spoke set of size k for \mathcal{P} . Consider the ordering of $\mathcal{S} = \{\ell_1, \dots, \ell_k\}$ by increasing slope. Let U_i^+ be the unbounded region that lies below ℓ_1, \dots, ℓ_i and above $\ell_{i+1}, \dots, \ell_k$. Similarly let U_i^- be the unbounded region that lies above ℓ_1, \dots, ℓ_i and below $\ell_{i+1}, \dots, \ell_k$. We call the regions U_i^+ and U_i^- *antipodal*.

Let \mathcal{Q} be a subset of \mathcal{P} that has exactly one point in each unbounded region. Note that then each line of \mathcal{S} is a halving line for \mathcal{Q} . The *spoke matching* of \mathcal{Q} is the matching obtained by drawing a straight line segment from each point p in \mathcal{Q} to the unique point q in \mathcal{Q} that lies in the antipodal unbounded region of the spoke set. See Figure 1 for an example. Note that in a spoke matching, each edge intersects every line of the spoke set. In Section 4 we characterize the geometric matchings that are spoke matchings.

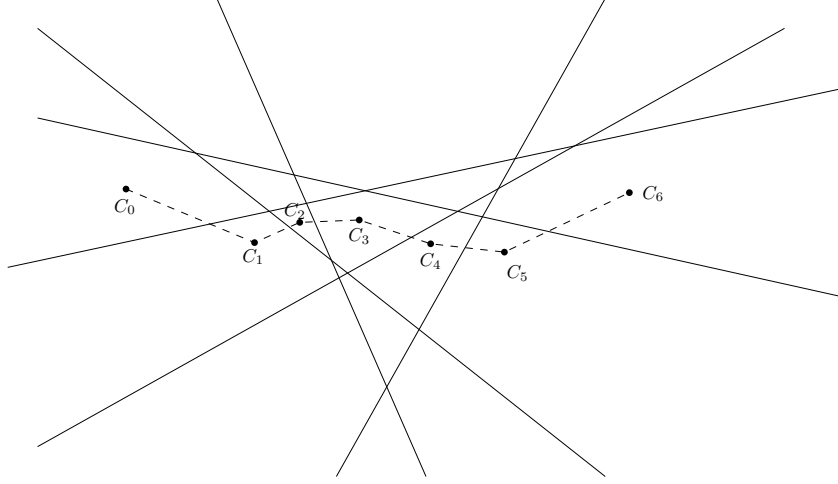


Figure 2: A line-monotone AB-semialternating cell-path of length 6.

2 Spoke sets under duality

In this section we will translate the properties of spoke sets into the dual setting, that is under the point-line duality. For this we start with some definitions.

Given an arrangement \mathcal{A} of lines, without loss of generality none of them horizontal or vertical, a *cell-path* R is a sequence of cells such that consecutive cells share an edge. If the edge shared by two consecutive cells is a subset of some line a_i of \mathcal{A} , we say that R *crosses* a_i . The *length* of a cell-path is one less than the number of cells involved. We call a cell-path *line-monotone* if it crosses each line of \mathcal{A} at most once.

If \mathcal{A}' is an arrangement induced by a subset of the lines of \mathcal{A} , then R *restricted to* \mathcal{A}' is the cell path obtained by replacing each cell C of \mathcal{A} in R by the cell C' in \mathcal{A}' with $C \subseteq C'$ and deleting consecutive multiples.

Finally, for a cell-path $R = (C_0, C_1, \dots, C_k)$, let a_i be the line in \mathcal{A} that contains the edge shared by C_i and C_{i+1} . We call the pair (a_{2j}, a_{2j+1}) *AB-alternating*, if C_{2j} lies below a_{2j} and C_{2j+1} lies above a_{2j+1} or the other way around, that is C_{2j} lies above a_{2j} and C_{2j+1} lies below a_{2j+1} . We call a cell path $P = (C_0, C_1, \dots, C_{2k})$ *AB-semialternating* if for every $j < k$ the pair (a_{2j}, a_{2j+1}) is AB-alternating. See Figure 2 for an example.

We now have all the vocabulary that is necessary to describe the dual of spoke sets: given an arrangement \mathcal{A} of lines, a *spoke path* (R, \mathcal{A}') is a cell-path R together with an arrangement \mathcal{A}' induced by a subset of the lines of \mathcal{A} , such that R restricted to \mathcal{A}' is line-monotone and AB-semialternating. The length of a spoke path (R, \mathcal{A}') is the length of R restricted to \mathcal{A}' . Note that all the definitions generalize to x -monotone pseudoline arrangements.

Lemma 1. *Let \mathcal{P} be a point set and \mathcal{P}^* its dual line arrangement. Then \mathcal{P} contains a spoke set of size k if and only if \mathcal{P}^* contains a spoke path of length $2k$.*

Proof. First assume that \mathcal{P}^* contains a spoke path (R, \mathcal{Q}^*) of length $2k$. Let \mathcal{Q} be the primal of \mathcal{Q}^* . We want to show that \mathcal{Q} , and thus \mathcal{P} , contains a spoke set of size k . Let R restricted to \mathcal{Q}^* be $(C_0, C_1, \dots, C_{2k})$. Let s_i be a line in the primal such that its dual point lies in C_i . Let $\mathcal{S} = \{s_0, s_2, s_4, \dots, s_{2j}, \dots, s_{2k-2}\}$. Our goal is to show that \mathcal{S} is a spoke set.

As R crosses each line of \mathcal{Q}^* exactly once, half of them from below and half of them from above, the cells C_0 and C_{2k} must be the unbounded cells of the middle level of the line arrangement \mathcal{Q}^* . Assume without loss of generality that C_0 is the left unbounded cell of the middle level. Then s_0 and s_{2k} are lines in the primal that are halving lines for \mathcal{Q} and have the same subsets of \mathcal{Q} as semispaces, with s_0 having negative slope and s_{2k} having positive slope. Also, as R restricted to \mathcal{Q}^* is AB-semialternating, the cells $C_0, C_2, \dots, C_{2j}, \dots, C_{2k}$ must all be in the middle level, with C_{2j-2} being to the left of C_{2j} for every j . In particular, the lines $s_0, s_2, s_4, \dots, s_{2j}, \dots, s_{2k-2}$ in the primal are ordered by increasing slope.

Let U_i^+ be the unbounded region in the primal that lies below s_0, s_2, \dots, s_{2i} and above s_{2i+2}, \dots, s_{2j} . Similarly let U_i^- be the unbounded region that lies above s_0, s_2, \dots, s_{2i} and below s_{2i+2}, \dots, s_{2j} . Let a_i^* and b_i^* be the lines in the dual that R crosses between C_{2i} and C_{2i+2} and assume without loss of generality that a_i^* is crossed from above and b_i^* from below. In particular, all the cells C_0, \dots, C_{2i} lie above a_i^* and below b_i^* , whereas all the cells C_{2i+2}, \dots, C_{2j} lie below a_i^* and above b_i^* . This implies that a_i , the primal of a_i^* , lies above s_0, s_2, \dots, s_{2i} and below s_{2i+2}, \dots, s_{2j} , i.e. in U_i^- . Similarly, b_i , the primal of b_i^* , lies in U_i^+ . Thus no unbounded region is empty and S is indeed a spoke set.

Now, assume that \mathcal{P} contains a spoke set s_0, \dots, s_{k-1} of size k , ordered by increasing slope. Assume without loss of generality that s_0 is vertical. Slightly rotate the configuration in counter-clockwise direction, such that s_0 has negative slope. Let s_k be a line generated by slightly rotating s_0 clockwise until it has positive slope. Let \mathcal{Q} be a subset of \mathcal{P} that has exactly one point in each unbounded region and let \mathcal{Q}^* be its dual line arrangement. Let C_{2i} be the cell in \mathcal{Q}^* that contains the dual of s_i . Then the cells $C_0, C_2, \dots, C_{2j}, \dots, C_{2k}$ are all in the middle level, with C_{2j-2} being to the left of C_{2j} for every j . For every i , draw a straight edge e_i between the dual of s_i and the dual of s_{i+1} . This edge intersects exactly 2 lines a_i^* and b_i^* from \mathcal{Q}^* . Assume without loss of generality that e_i does not go through the intersection of a_i^* and b_i^* (otherwise curve it slightly). Then e_i intersects exactly 3 cells of \mathcal{Q}^* , namely C_{2i}, C_{2i+2} , and a third cell, which we denote by C_{2i+1} . As both C_{2i} and C_{2i+2} are in the middle level, e_i must cross one of a_i^* and b_i^* from above and the other one from below. Also, the union of all e_i 's is monotone with respect to the x -axis, i.e. no line of \mathcal{Q}^* is crossed more than once. Thus $(C_0, C_1, \dots, C_{2k})$ is line-monotone and AB-semialternating. \square

3 Finding large spoke sets

In this section, we will construct large spoke sets by constructing long spoke paths in the dual arrangement. We do this for the special case of so called avoiding sets, and then show that every point set contains large avoiding subsets.

Recall that a point set \mathcal{A} *avoids* a point set \mathcal{B} if no line through two points in \mathcal{A} intersects the convex hull of \mathcal{B} . Let \mathcal{A} and \mathcal{B} be two disjoint point sets such that \mathcal{A} avoids \mathcal{B} and \mathcal{A} and \mathcal{B} can be separated by a line ℓ . Let \mathcal{A}^* be the dual arrangement of \mathcal{A} and let \mathcal{B}^* be the dual arrangement of \mathcal{B} . Let \mathcal{P} be the union of \mathcal{A} and \mathcal{B} and let \mathcal{P}^* be its dual arrangement.

Assume without loss of generality that ℓ is vertical and that \mathcal{A} lies to the left of ℓ (and thus \mathcal{B} to the right). Consider the dual arrangement \mathcal{P}^* and let C_0 be the left unbounded

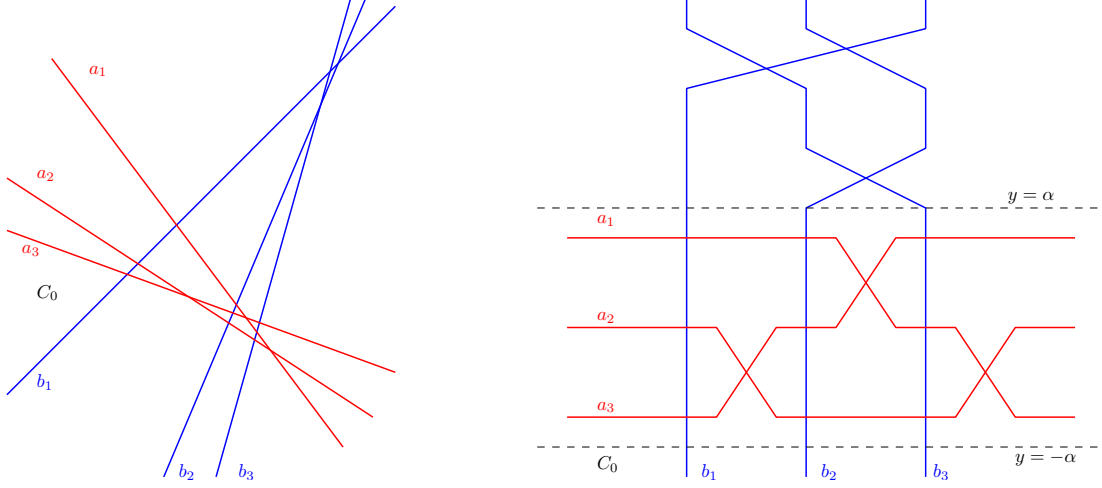


Figure 3: A line arrangement and its extended diagram.

region of the middle level. Then C_0 lies above all lines of \mathcal{A}^* and below all lines of \mathcal{B}^* . Also, as \mathcal{A} avoids \mathcal{B} , all lines of \mathcal{B}^* intersect the lines of \mathcal{A}^* in the same order. Draw \mathcal{B}^* as a wiring diagram with color red such that all the pseudolines are between the horizontal lines $y = -\alpha$ and $y = \alpha$ for some $\alpha > 0$. Then draw \mathcal{A}^* with blue pseudolines that are vertical between $y = -\alpha$ and $y = \alpha$ such that the resulting pseudoline-arrangement \mathcal{P}_0 is isomorphic to \mathcal{P}^* . As all lines of \mathcal{B}^* intersect the lines of \mathcal{A}^* in the same order, this can always be done. We call such a drawing an *extended diagram*. See Figure 3 for an Example. Note that the cell corresponding to C_0 is under all red pseudolines and left of all blue pseudolines.

Lemma 2. *Let \mathcal{A} and \mathcal{B} be two disjoint point sets of size k such that \mathcal{A} avoids \mathcal{B} and \mathcal{A} and \mathcal{B} can be separated by a line. Let $\mathcal{P} = \mathcal{A} \cup \mathcal{B}$. Then the dual arrangement \mathcal{P}^* contains a spoke path of length $k + 2$, if k is even, or $k + 3$, if k is odd.*

Proof. Consider the extended diagram of \mathcal{P}^* . We will now draw a directed pseudoline g , representing a cell path, through this extended diagram. The pseudoline g will start in the cell C_0 and end in the antipodal unbounded cell (that is, the cell corresponding to the right unbounded region of the middle level in \mathcal{P}^*). The cell-path will be given by the cells g intersects. As g is a pseudoline, this cell-path is certainly line-monotone. In order to get a long spoke path, we also try to draw g in such a way, that within the sequence of crossed pseudolines we have many alternations between red and blue pseudolines. More formally, we define the *color sequence* $c(g)$ of g by moving along g and writing for each crossing with another pseudoline an r or a b if the crossed pseudoline is red or blue, respectively. Thus, the color sequence is of the form x_1, \dots, x_{2k} , with $x_i \in \{b, r\}$. We define $\phi(g)$ as the length of the longest *semialternating* subsequence x'_1, \dots, x'_j of the color sequence of g , that is, the longest subsequence that has the following properties:

- j is even, i.e. $j = 2m$;
- for every $i \leq m$ we have that $x'_{2i} = r \Leftrightarrow x'_{2i+1} = b$.

Then the cell path given by g , restricted to the arrangement of pseudolines that contribute to the crossings in the subsequence x'_1, \dots, x'_j is also AB-semialternating.

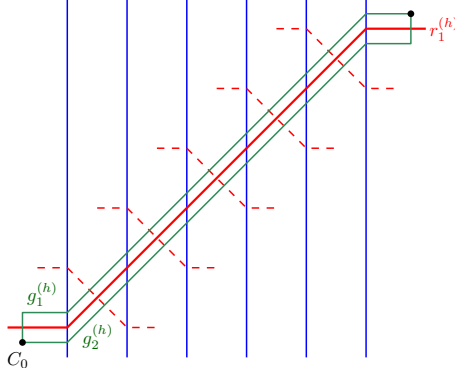


Figure 4: The goal diagram \mathcal{P}_h with the pseudolines $g_1^{(h)}$ and $g_2^{(h)}$.

The way we will construct g is the following: we modify the extended diagram in a sequence of steps until we reach a certain goal diagram where we can guarantee the existence of two different pseudolines g_1 and g_2 with $\phi(g_1) = \phi(g_2) = 2k$. We then reverse the modifications and change g_1 or g_2 if necessary. When we reach the original diagram, we will be able to argue that either $\phi(g_1)$ or $\phi(g_2)$ are still large enough.

More precisely, we get a sequence $\mathcal{P}_0, \mathcal{P}_1, \dots, \mathcal{P}_h$ of extended diagrams where each \mathcal{P}_{i+1} can be generated from \mathcal{P}_i by one of two moves, that will be described soon. For each \mathcal{P}_i we construct two different pseudolines $g_1^{(i)}$ and $g_2^{(i)}$ in such a way that allows us to argue that $\phi(g_1^{(h)}) = \phi(g_2^{(h)}) = 2k$ and $\phi(g_1^{(0)}) + \phi(g_2^{(0)}) = 2k + 4$.

We start by describing the goal diagram \mathcal{P}_h . Let $r_1^{(0)}$ be the bottommost pseudoline at left infinity of the wiring diagram of \mathcal{B}^* and let $r_1^{(i)}$ be the corresponding pseudoline in \mathcal{P}_i . Consider $c(r_1^{(h)})$, i.e. the color sequence of $r_1^{(h)}$ in the goal diagram \mathcal{P}_h . We want to have $c(r_1^{(h)}) = brbrbr \dots brb$ (note that $c(r_1^{(h)})$ has length $2k - 1$). We define $g_1^{(h)}$ as a pseudoline which crosses $r_1^{(h)}$ first and then always stays in distance ϵ to it, where ϵ is an arbitrarily small positive number. Similarly we define $g_2^{(h)}$ as a pseudoline which always stays in distance ϵ to $r_1^{(h)}$ but crosses it at the end. Then $g_1^{(h)}$ and $g_2^{(h)}$ have the color sequences $c(g_1^{(h)}) = rbrbrbr \dots brb$ and $c(g_2^{(h)}) = brbrbr \dots brbr$, i.e. $\phi(g_1^{(h)}) = \phi(g_2^{(h)}) = 2k$. See Figure 3 for an illustration.

Now we describe the moves that we allow. There are two different moves, see Figures 3 and 3 for illustrations of the moves.

- **Single crossing move:** We first describe the *right* single crossing move. This move can be used when at some place in the arrangement $r_1^{(i)}$ crosses a blue pseudoline $b_1^{(i)}$, then a red pseudoline $r_2^{(i)}$ and then two blue pseudolines $b_2^{(i)}$ and $b_3^{(i)}$. Let $v_{s,t}$ denote the point of intersection of the blue pseudoline $b_s^{(i)}$ and the red pseudoline $r_t^{(i)}$. The move is as follows:

1. Delete the parts of $r_1^{(i)}$ between $v_{1,1}$ and $v_{2,1}$, as well as between $v_{2,1}$ and $v_{3,1}$. Delete the parts of $r_2^{(i)}$ between $v_{1,2}$ and $v_{2,2}$, as well as between $v_{2,2}$ and $v_{3,2}$.
2. Connect $v_{1,1}$ to $v_{2,2}$ and $v_{2,2}$ to $v_{3,1}$ to get a new red pseudoline $r_1^{(i+1)}$. Connect $v_{1,2}$ to $v_{2,1}$ and $v_{2,1}$ to $v_{3,2}$ to get a new red pseudoline $r_2^{(i+1)}$.

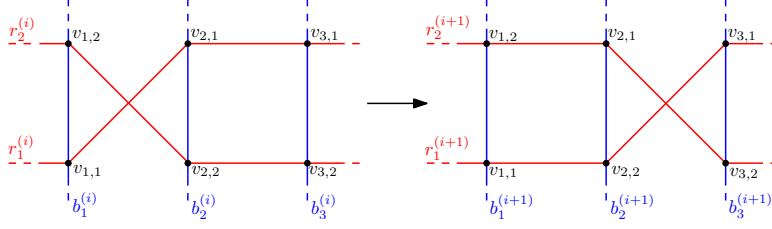


Figure 5: A single crossing move.

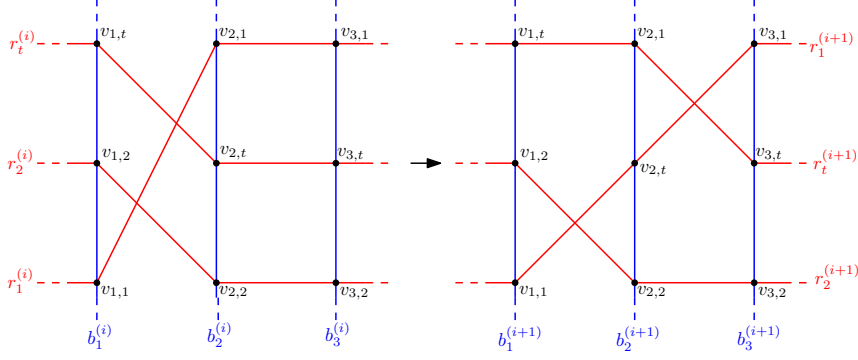


Figure 6: A split crossing move.

Note that the arrangement of red pseudolines is again a wiring diagram. Also, no blue line has changed, hence the new arrangement is again an extended diagram. The color sequence of r_1 has changed from $c(r_1^{(i)}) = \dots b r b b \dots$ to $c(r_1^{(i+1)}) = \dots b b r b \dots$. The *left* single crossing move is defined mirrored, changing the color sequence of r_1 from $c(r_1^{(i)}) = \dots b b r b \dots$ to $c(r_1^{(i+1)}) = \dots b r b b \dots$.

- **Split crossing move:** We first describe the *right* split crossing move. This move can be used when at some place in the arrangement $r_1^{(i)}$ crosses a blue pseudoline $b_1^{(i)}$, then at least two red pseudolines $r_2^{(i)}, \dots, r_m^{(i)}$ and then two blue pseudolines $b_2^{(i)}$ and $b_3^{(i)}$ somewhere in the arrangement. Let again $v_{s,t}$ denote the point of intersection of the blue line $b_s^{(i)}$ and the red pseudoline $r_t^{(i)}$. The move is as follows:

1. Delete the parts of $r_1^{(i)}$ between $v_{1,1}$ and $v_{2,1}$, as well as between $v_{2,1}$ and $v_{3,1}$. Delete the parts of $r_m^{(i)}$ between $v_{1,m}$ and $v_{2,m}$, as well as between $v_{2,m}$ and $v_{3,m}$.
2. Connect $v_{1,1}$ to $v_{2,m}$ and $v_{2,m}$ to $v_{3,1}$ to get a new red pseudoline $r_1^{(i+1)}$. Connect $v_{1,m}$ to $v_{2,1}$ and $v_{2,1}$ to $v_{3,m}$ to get a new red pseudoline $r_m^{(i+1)}$.

As above, the arrangement of red pseudolines is again a wiring diagram. Again, no blue pseudoline has changed and thus the new arrangement is again an extended diagram. The color sequence of r_1 has changed from $c(r_1^{(i)}) = \dots r r b b \dots$ to $c(r_1^{(i+1)}) = \dots r b r b \dots$. The *left* split crossing move is again defined mirrored, changing the color sequence of r_1 from $c(r_1^{(i)}) = \dots b b r r \dots$ to $c(r_1^{(i+1)}) = \dots b r b r \dots$.

It is easy to see that using these moves we can change the color sequence of r_1 from any arbitrary starting sequence with k b 's and $k-1$ r 's to the sequence $c(r_1^{(h)}) = b r b r b r \dots b r b$.

As in a split crossing move we split two consecutive r 's and no move joins two r 's, we conclude that among the moves we need to do so, there are at most $k - 2$ split crossing moves. Summing up, we thus get a sequence $\mathcal{P}_0, \mathcal{P}_1, \dots, \mathcal{P}_h$ of extended diagrams where each \mathcal{P}_{i+1} can be generated from \mathcal{P}_i by either a single crossing move or a split crossing move. In \mathcal{P}_h we can now draw the pseudolines $g_1^{(h)}$ and $g_2^{(h)}$ as above. It remains to construct the pseudolines $g_1^{(i)}$ and $g_2^{(i)}$ for every other extended diagram \mathcal{P}_i . Given $g_1^{(i+1)}$ and $g_2^{(i+1)}$, we construct $g_1^{(i)}$ and $g_2^{(i)}$ as follows:

- **If \mathcal{P}_{i+1} was generated from \mathcal{P}_i by a single crossing move:** Assume without loss of generality that a right single crossing move was used (otherwise mirror the construction). As $r_1^{(i)}$ is never below $r_1^{(i+1)}$, we can set $g_2^{(i)} := g_2^{(i+1)}$. If $g_1^{(i+1)}$ crosses $r_1^{(i)}$ only once, we also set $g_1^{(i)} := g_1^{(i+1)}$. If however $g_1^{(i+1)}$ crosses $r_1^{(i)}$ three times, let v_1 be a point on $g_1^{(i+1)}$ slightly before the second crossing and let v_2 be a point on $g_1^{(i+1)}$ slightly after the third crossing. Delete the part of $g_1^{(i+1)}$ that lies between v_1 and v_2 and connect the two points by a pseudoline-segment that always lies at distance ϵ above $r_1^{(i)}$. The resulting pseudoline is $g_1^{(i)}$.

Note that $c(g_2^{(i)}) = c(g_2^{(i+1)})$ and thus $\phi(g_2^{(i)}) = \phi(g_2^{(i+1)})$. For g_1 , the color sequence might change from $c(g_1^{(i+1)}) = \dots bbrb \dots$ to $c(g_1^{(i)}) = \dots brbb \dots$. However, this neither increases nor decreases the length of the longest semialternating subsequence, and so $\phi(g_1^{(i)}) = \phi(g_1^{(i+1)})$. See Figure 3 for an illustration.

- **If \mathcal{P}_{i+1} was generated from \mathcal{P}_i by a split crossing move:** Assume again without loss of generality that a right split crossing move was used (otherwise mirror the construction). Also in this case $r_1^{(i)}$ is never below $r_1^{(i+1)}$, and so we set $g_2^{(i)} := g_2^{(i+1)}$. Like before, if $g_1^{(i+1)}$ crosses $r_1^{(i)}$ only once, we also set $g_1^{(i)} := g_1^{(i+1)}$. If however $g_1^{(i+1)}$ crosses $r_1^{(i)}$ three times, again let v_1 be a point on $g_1^{(i+1)}$ slightly before the second crossing and let v_2 be a point on $g_1^{(i+1)}$ slightly after the third crossing. As we did for the single crossing move, delete the part of $g_1^{(i+1)}$ that lies between v_1 and v_2 and connect the two points by a pseudoline-segment that always lies at distance ϵ above $r_1^{(i)}$. The resulting pseudoline is $g_1^{(i)}$.

Note that also in this case we have $c(g_2^{(i)}) = c(g_2^{(i+1)})$ and thus $\phi(g_2^{(i)}) = \phi(g_2^{(i+1)})$. For g_1 , the color sequence changes from $c(g_1^{(i+1)}) = \dots rbrb \dots$ to $c(g_1^{(i)}) = \dots rrbb \dots$. Thus the longest semialternating subsequence of $c(g_1^{(i)})$ might contain one rb -term less than the one of $c(g_1^{(i+1)})$, but we can still ensure that $\phi(g_1^{(i)}) \geq \phi(g_1^{(i+1)}) - 2$. See Figure 3 for an illustration.

To conclude the proof, let $\Phi(i) := \phi(g_1^{(i)}) + \phi(g_2^{(i)})$. From the construction above we can see that $\Phi(i) = \Phi(i+1) - 2$ only if \mathcal{P}_{i+1} was generated from \mathcal{P}_i by a split crossing move. Otherwise we have $\Phi(i) = \Phi(i+1)$. As we have $\Phi(h) = 4k$ and we used no more than $k - 2$ split crossing moves, we conclude that $\Phi(0) \geq 4k - (k - 2) \cdot 2 = 2k + 4$. Then by the pigeonhole principle, remembering that $\phi(g)$ is always an even number by definition, for $j = 1$ or $j = 2$ we have $\phi(g_i^{(0)}) \geq k + 2$, if k is even, or $\phi(g_i^{(0)}) \geq k + 3$, if k is odd. \square

Corollary 1. *If a point set \mathcal{P} contains two subsets \mathcal{A} and \mathcal{B} of size k , such that \mathcal{A} avoids \mathcal{B} and \mathcal{A} and \mathcal{B} can be separated by a line, then \mathcal{P} contains a spoke set of size $\lceil \frac{k}{2} \rceil + 1$.*

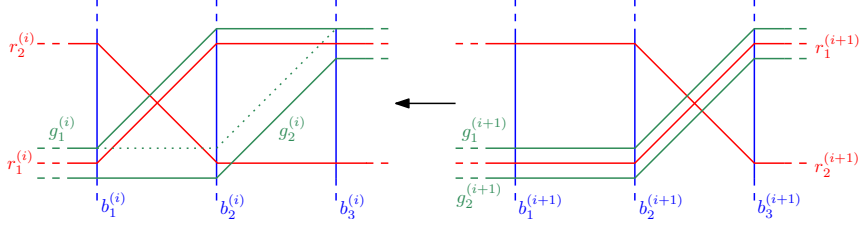


Figure 7: Reversing a single crossing move.

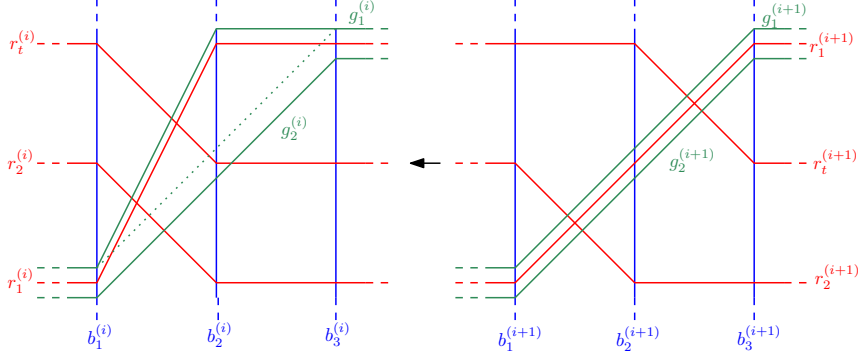


Figure 8: Reversing a split crossing move.

Proof. Combine Lemma 1 and Lemma 2 □

Modifying the proof of Aronov et al. [1] for finding mutually avoiding sets in a point set, we can prove the following theorem:

Theorem 1. *Every point set of size n contains two point sets \mathcal{A} and \mathcal{B} of size $\lfloor \sqrt{\frac{n}{2} + 1} - 1 \rfloor$ such that \mathcal{A} avoids \mathcal{B} and \mathcal{A} and \mathcal{B} can be separated by a line.*

Proof. Let $t := \sqrt{\frac{n}{2} + 1} - 1$. Move a vertical line ℓ_1 from $x = -\infty$ to the right until $\lfloor 2t \rfloor$ points are to the left of it. Call the set of these $\lfloor 2t \rfloor$ points \mathcal{L} . Do the same from the right, that is, find a vertical line ℓ_2 that has $\lfloor 2t \rfloor$ points to the right of it. Call the set of these $\lfloor 2t \rfloor$ points \mathcal{R} . Denote the set of the remaining points, i.e. the points that lie between ℓ_1 and ℓ_2 by \mathcal{M} . Note that \mathcal{M} has size $n - 2\lfloor 2t \rfloor$. Perform a Ham-Sandwich-cut on \mathcal{L} and \mathcal{R} . The resulting line ℓ_3 splits any point set \mathcal{S} , $\mathcal{S} \in \{\mathcal{L}, \mathcal{R}, \mathcal{M}\}$, into \mathcal{S}_a and \mathcal{S}_b , where \mathcal{S}_a lies above ℓ_3 and \mathcal{S}_b lies below ℓ_3 . Note that $|\mathcal{L}_a|$, $|\mathcal{L}_b|$, $|\mathcal{R}_a|$ and $|\mathcal{R}_b|$ all have size at least $\lfloor t \rfloor$. Assume without loss of generality that $|\mathcal{M}_a| \geq |\mathcal{M}_b|$. In particular, $|\mathcal{M}_a| \geq \lceil \frac{n}{2} - 2t \rceil$. Apply an affine transformation such that ℓ_1 and ℓ_2 remain vertical, and ℓ_3 becomes horizontal. Order the set \mathcal{M}_a from left to right. A well known result states that any sequence of real numbers of length r contains either an ascending or a descending subsequence of length \sqrt{r} . Apply this result to the y -coordinates of \mathcal{M}_a to find a subset \mathcal{A} of \mathcal{M}_a with $|\mathcal{A}| \geq \sqrt{\lceil \frac{n-4t}{2} \rceil} \geq \sqrt{\frac{n-4t}{2}}$ that is without loss of generality descending. Note that \mathcal{A} avoids \mathcal{L}_b and that ℓ_3 separates these two sets. Setting $\mathcal{B} := \mathcal{L}_b$ and observing that $\sqrt{\frac{n-4t}{2}} = t$ for $t = \sqrt{\frac{n}{2} + 1} - 1$ finishes the proof. □

Corollary 2. *Every point set of size n allows a spoke set of size at least $\sqrt{\frac{n}{8}}$.*

Proof. By Theorem 1, there are two sets \mathcal{A} and \mathcal{B} of size $\lfloor \sqrt{\frac{n}{2} + 1} - 1 \rfloor$ such that \mathcal{A} avoids \mathcal{B} and \mathcal{A} and \mathcal{B} can be separated by a line. Thus, by Corollary 1, the point set contains a spoke set of size

$$\left\lceil \frac{\lfloor \sqrt{\frac{n}{2} + 1} - 1 \rfloor}{2} \right\rceil + 1 \geq \left\lceil \sqrt{\frac{n}{8} + \frac{1}{4}} - 1 \right\rceil + 1 \geq \sqrt{\frac{n}{8}}.$$

□

It is worth mentioning that there are point sets that have no mutually avoiding subsets of size larger than $\mathcal{O}(\sqrt{n})$ [6]. However, it is not clear whether this still holds if we only insist that one of the subsets avoids the other one. So while there is no hope of finding larger crossing families by finding larger mutually avoiding subsets, it might still be possible to find larger spoke sets with this approach.

4 Spoke matchings

In this section we characterize a family of geometric matchings that arise from spoke sets. Consider a point set \mathcal{P} that has a spoke set of size k . Let \mathcal{Q} be a subset of \mathcal{P} that has exactly one point in each unbounded region. Recall that the *spoke matching* of \mathcal{Q} is the matching obtained by connecting with a straight line segment each point p in \mathcal{Q} to the unique point q in \mathcal{Q} that lies in the antipodal unbounded region of the spoke set. In order to characterize the geometric properties of spoke matchings, we need a few definitions:

Let e and f be two edges and let s be the intersection of their supporting lines. If s lies in both e and f , we say that e and f *cross*. If s lies in f but not in e , we say that e *stabs* f and we call the vertex of e that is closer to s the *stabbing vertex* of e . If s lies neither in e nor in f , or even at infinity, we say that e and f are *parallel*.

A *stabbing chain* are three edges, e , f and g , where e stabs f and f stabs g . We call f the *middle edge* of the stabbing chain.

Theorem 2. *A geometric matching M is a spoke matching if and only if it satisfies the following three conditions:*

- (a) *no two edges are parallel,*
- (b) *if an edge e stabs two other edges f and g , then the respective stabbing vertices of e lie inside the convex hull of f and g , and*
- (c) *if there is a stabbing chain, then the stabbing vertex of the middle edge lies inside the convex hull of the other two edges.*

Note that the fact that every crossing family of size k induces a spoke set of size k can also be derived from this result, as it shows that every crossing family is a spoke matching. However, the family of spoke matchings also matchings that are not crossing families. In fact, it is even possible to construct a crossing-free spoke matching. In [5], it has been shown that there are sets of n points in general position that do not allow any matching satisfying conditions (a), (b) and (c) of size larger than $\frac{9}{20}n$. Hence we get the following corollary:

Corollary 3. *There are point sets \mathcal{P} of n points in general position that do not admit a spoke set of size larger than $\frac{9}{20}n$.*

We conclude with the proof of Theorem 2.

Proof. Note that if the matching consists of two edges, it is easy to check that the statement is true. So in the following, we will assume that M has at least three edges. We start by showing that every spoke matching satisfies the three conditions:

Let \mathcal{S} be the spoke set that gives rise to the spoke matching M . We start with condition (a). Pick two edges $e = (p, q)$ and $f = (r, s)$ from M and two lines ℓ_1 and ℓ_2 from \mathcal{S} , with the property that one of the endpoints of e and f lies in each unbounded region defined by ℓ_1 and ℓ_2 . Assume without loss of generality that ℓ_1 is horizontal and ℓ_2 is vertical. Let p be in the bottom left region and let r be in the bottom right region. Then q is in the top right region and s is in the top left region. Assume without loss of generality that e intersects the top left region and let T_1 be the triangle bounded by e , ℓ_1 and ℓ_2 . If s lies in T_1 , then f stabs e . Assume without loss of generality that f intersects the top right region and let T_2 be the triangle bounded by f , ℓ_1 and ℓ_2 . If q lies in T_2 , then e stabs f . If s does not lie in T_1 and q does not lie in T_2 , then e and f cross. Thus any two edges in M are either crossing or stabbing, and thus M satisfies condition (a).

Now we show that M satisfies conditions (b) and (c) by proving that for three edges e , f and g , with f stabbing e , the stabbing vertex of f lies in the convex hull of e and g . So, pick three edges $e = (p, q)$, $f = (r, s)$ and $g = (t, u)$ from M and three lines ℓ_1 , ℓ_2 and ℓ_3 from \mathcal{S} , with the property that one of the endpoints of e , f and g lies in each unbounded region defined by ℓ_1 , ℓ_2 and ℓ_3 . Assume without loss of generality that f stabs e with stabbing vertex s . Let A_1, \dots, A_6 be the unbounded regions defined by ℓ_1 , ℓ_2 and ℓ_3 , and assume without loss of generality that $s \in A_1$, $p \in A_2$, $t \in A_3$, $r \in A_4$, $q \in A_5$ and $u \in A_6$. Let ℓ_1 be the line separating A_1 , A_2 and A_3 from A_4 , A_5 and A_6 . Let ℓ_2 be the line separating A_2 , A_3 and A_4 from A_1 , A_5 and A_6 . Finally, let ℓ_3 be the line separating A_3 , A_4 and A_5 from A_1 , A_2 and A_6 .

As f stabs e with stabbing vertex s , the edge e must intersect A_1 . Let R be the part of A_1 that is bounded by e and note that s lies in R . Let H be the convex hull of e and g . We will show that $R \subset H$. Consider the edge (q, t) . This edge does not intersect the line ℓ_3 as $q \in A_5$ and $t \in A_3$. Similarly, the edge (p, t) does not intersect the line ℓ_2 . Let T be the triangle defined by the edges (q, t) , (p, t) and $e = (p, q)$. As (q, t) does not cross ℓ_3 and (p, t) does not cross ℓ_2 , we deduce that $R \subset T$. Clearly $T \subset H$. Thus we see that $R \subset H$ and as s lies in R , s also lies in H . Thus for any three edges e , f and g , with f stabbing e , the stabbing vertex of f lies inside the convex hull of e and g . This proves that M satisfies the conditions (b) and (c). See Figure 9 for an illustration of this argument.

It remains to show that any matching that satisfies conditions (a), (b) and (c) is indeed a spoke matching, i.e. there is a set \mathcal{S} of pairwise non-parallel lines such that in every unbounded region there is an endpoint of M and each edge of M intersects all lines of \mathcal{S} . Let m_1, \dots, m_k be the edges of the matching, ordered by slope. Assume without loss of generality that no edge has slope 0. We show that for any $i \leq k$, we can find a line ℓ_i whose slope is between the slopes of m_i and m_{i+1} (where $m_{k+1} = m_1$) and which intersects all edges m_1, \dots, m_k . Without loss of generality, let m_i be the last edge that has negative slope and let m_{i+1} be the first edge that has positive slope. For each edge

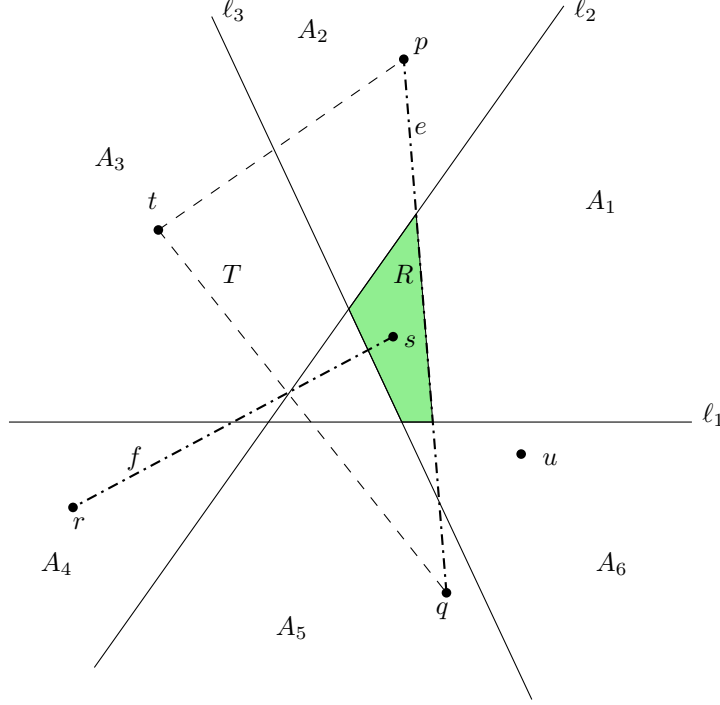


Figure 9: An illustration of the proof that every spoke matching satisfies the conditions (b) and (c).

in M , color the upper endpoint red and the lower endpoint blue. Let \mathcal{R} be the set of red points and let \mathcal{B} be the set of blue points. We want to show that we can separate the blue points and the red points by a line or, equivalently, that the convex hulls of \mathcal{R} and \mathcal{B} are disjoint.

Assume for the sake of contradiction that there is a red point r_1 inside the convex hull of \mathcal{B} . Then, there must be two blue points b_2 and b_3 , such that b_2 is to the left of r_1 , b_3 is to the right of r_1 , and r_1 lies below the line through b_2 and b_3 . Let b_1 be the blue point that is matched with r_1 in M , and let r_2 and r_3 be the red points that are matched with b_2 and b_3 , respectively. Assume first that $b_1 \neq b_2$ and $b_1 \neq b_3$. For $j \in \{1, 2, 3\}$, let e_j be the edge between b_j and r_j . Note that as b_j lies below r_j for every $j \in \{1, 2, 3\}$, the line through b_2 and b_3 separates e_1 from e_2 and e_3 . Thus e_1 cannot cross any of these edges. If e_1 is parallel to e_2 or e_3 , we have a contradiction to condition (a). If e_1 stabs both e_2 and e_3 , we have a contradiction to condition (b). If e_1 stabs e_2 and gets stabbed by e_3 , or vice versa, we have a contradiction to condition (c). So assume that e_1 gets stabbed by both e_2 and e_3 . Let s_2 and s_3 be the supporting lines of e_2 and e_3 , respectively. As e_2 stabs e_1 , by definition s_2 intersects e_1 . This implies that r_1 must lie above s_2 . By the same argument, r_1 must also lie above s_3 . In particular, the intersection of s_2 and s_3 lies below r_1 and therefore below the line through b_2 and b_3 . Hence s_2 does not intersect e_3 and s_3 does not intersect e_2 . But this implies that e_2 and e_3 are parallel, which is a contradiction to condition (a). See Figure 10 for an illustration of this argument.

Assume now without loss of generality that $b_1 = b_2$. We can further assume that b_2 is the only point of \mathcal{B} to the left of r_1 , as otherwise we could just choose another point of \mathcal{B} as b_2 . Let b_4 be another blue point such that r_1 lies inside the convex hull of b_2, b_3

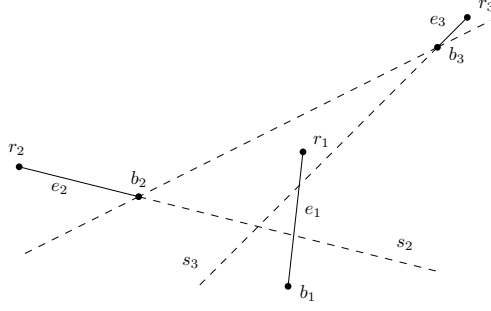


Figure 10: An illustration of the proof that every matching that satisfies the conditions (a),(b) and (c) is a spoke matching.

and b_4 . Let r_3 and r_4 be the red points that are matched with b_3 and b_4 , respectively, and let e_3 and e_4 be the respective segments. Denote the segment between r_1 and b_2 by e_1 . Again, let s_i denote the supporting line of e_i . As r_1 is matched with b_2 , b_2 has to lie below r_1 . As r_1 lies below the line through b_2 and b_3 , this implies that b_3 lies above r_1 and the line through b_2 and b_3 separates e_1 and e_3 . In particular, e_1 and e_3 cannot cross and e_1 cannot stab e_3 . As e_1 and e_3 being parallel would be a contradiction to condition (a), we assume that e_3 stabs e_1 . Note that in this case b_3 has to be the stabbing vertex and thus r_3 has to be to the right of b_3 . Now consider e_4 . If e_4 is parallel to e_3 or e_1 , we have a contradiction to condition (a). If e_4 stabs e_1 , then s_4 intersects e_1 . In particular, e_4 cannot cross or stab e_3 , thus it must get stabbed by e_3 . But b_3 cannot be in the convex hull of e_1 and e_3 , so we have a contradiction to condition (b). By a similar argument we get a contradiction to condition (c) if e_4 stabs e_3 . So assume that e_4 gets stabbed by both e_1 and e_3 . But then s_4 separates e_1 and e_3 , and again b_3 is not in the convex hull of e_1 and e_4 , which is again a contradiction to condition (a).

Thus, by contradiction, the convex hull of \mathcal{R} and the convex hull of \mathcal{B} are disjoint, i.e. they can be separated by a line ℓ_i . By our choice of \mathcal{R} and \mathcal{B} , this line intersects all edges of M and its slope is between the slopes of m_i and m_{i+1} .

Finally, $\mathcal{S} := \{\ell_1, \dots, \ell_k\}$ is indeed a spoke set: The condition that each line of \mathcal{S} crosses each edge of M ensures that each endpoint of an edge in M lies in an unbounded region of the arrangement determined by \mathcal{S} . Also, as each ℓ_i has a slope between the slopes of m_i and m_{i+1} , no two endpoints are in the same region of the arrangement. As $|\mathcal{S}| = |M|$, there has to be exactly one endpoint in each unbounded region. \square

Conclusion

We have shown that every set of n points in general position contains a spoke set of size $\sqrt{\frac{n}{8}}$. This bound is better than the one immediately derived from crossing families. For some constructions where crossing families are used, spoke sets are actually enough, so this result also improves some other bounds, e.g. the number of crossing-free spanning trees needed to cover the edge set of a complete geometric graph [2].

A question that remains open is of course whether it is always possible to find a spoke set of linear size. Using our approach, it would be enough to find two subsets \mathcal{A} and \mathcal{B} of linear size, that can be separated by a line and such that \mathcal{A} avoids \mathcal{B} . As mentioned

above, it is known that this is not always possible for mutually avoiding sets, but it is open whether it is possible for the more general case that we need. Alternatively, one could try to construct long spoke paths for arbitrary line arrangements.

Another interesting question is whether it is always possible to find a crossing family of size linear in the size of the largest spoke set. Theorem 2 is a first step in this direction as it shows that even though spoke matchings are different from crossing families (and could in fact even be crossing-free), they still satisfy a number of conditions.

References

- [1] Boris Aronov, Paul Erdős, Wayne Goddard, Daniel J. Kleitman, Michael Klugerman, János Pach, and Leonard J. Schulman. Crossing families. In *Proceedings of the Seventh Annual Symposium on Computational Geometry, North Conway, NH, USA, June 10-12, 1991*, pages 351–356, 1991.
- [2] Prosenjit Bose, Ferran Hurtado, Eduardo Rivera-Campo, and David R. Wood. Partitions of complete geometric graphs into plane trees. *Computational Geometry*, 34(2):116 – 125, 2006.
- [3] Radoslav Fulek and Andrew Suk. On disjoint crossing families in geometric graphs. *Electronic Notes in Discrete Mathematics*, 38:367–375, 2011.
- [4] János Pach and József Solymosi. Halving lines and perfect cross-matchings. *Advances in Discrete and Computational Geometry*, 223:245–249, 1999.
- [5] Patrick Schnider. Partitions and packings of complete geometric graphs with plane spanning double stars and paths. Master’s thesis, ETH Zürich, 2015.
- [6] Pavel Valtr. On mutually avoiding sets. In *The mathematics of Paul Paul Erdős, II (R. L. Graham and J. Nešetřil, eds.) Algorithms and Combin. 14*, pages 324–332, 1997.